

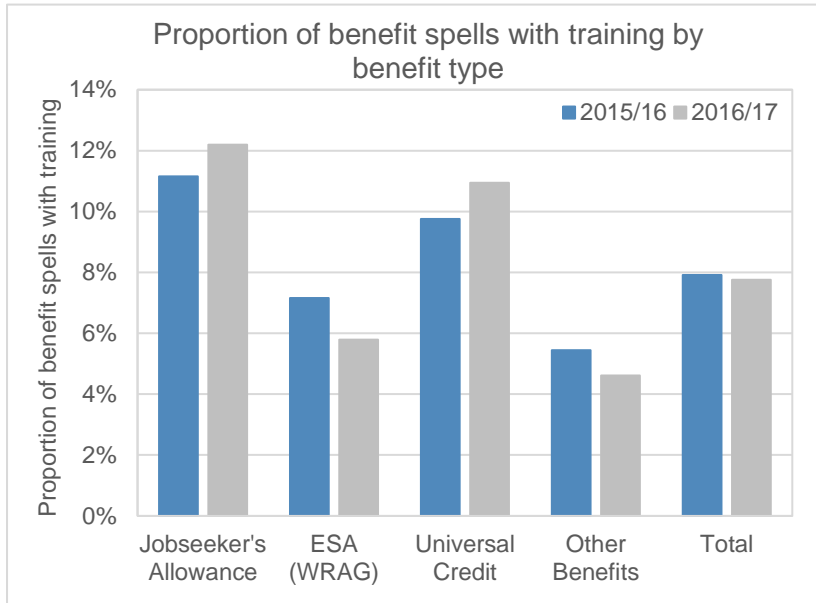


26 July 2018

Experimental Statistics

This is an addition to the Further Education for Benefit Claimants statistics release that covers statistics on benefit spells with training in 2015/16 and 2016/17. The main release can be found [here](#).

Proportion of benefit spells that include further education training, 2015/16 and 2016/17

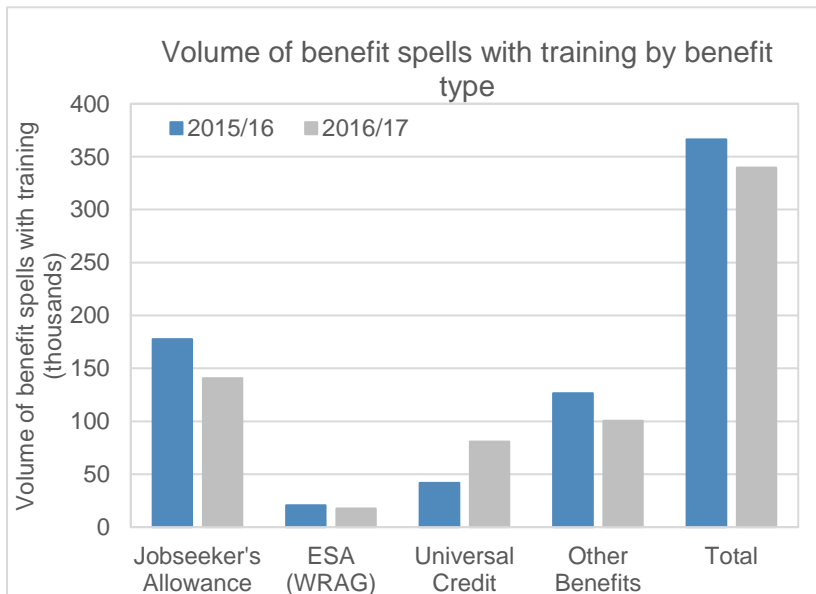


In 2016/17, 7.8 per cent of adult (19-64) benefit spells included training. This has remained relatively steady since 2015/16 (7.9 per cent).

Between 2015/16 and 2016/17, the proportion of benefit spells with training where the learner was on Jobseekers Allowance (JSA) and Universal Credit (UC) rose by 1.0 ppt (from 11.2 per cent to 12.2 per cent) and 1.1 ppt (from 9.8 per cent to 10.9 per cent) respectively (see Table 1).

Sources: National Benefits Database, Universal Credit Official Statistics, Longitudinal Education Outcomes (LEO) Study

Volume of benefit spells with training, 2015/16 and 2016/17

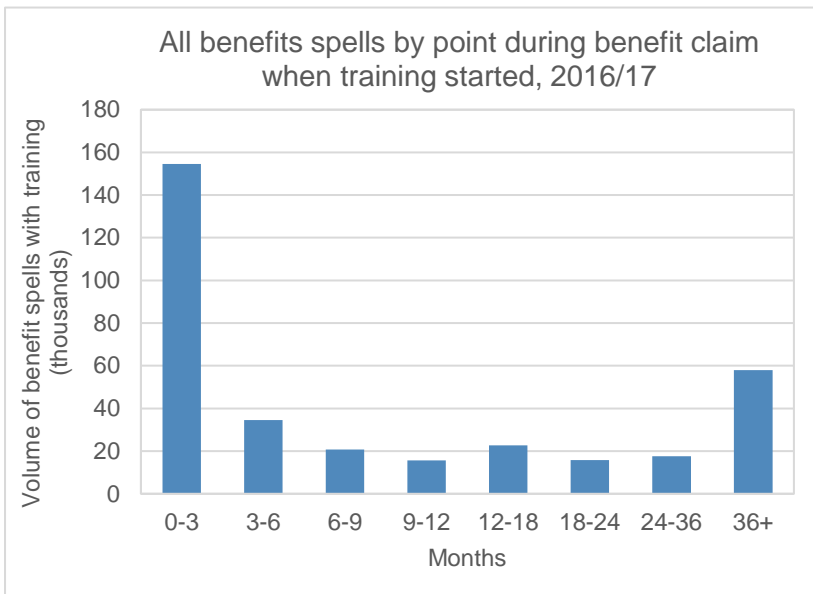


The number of benefit spells that included training fell between 2015/16 and 2016/17, from 366,400 in 2015/16 to 339,700 in 2016/17. This is due to the fall in the number of people on benefits (the total number of benefit spells fell from 4.6m to 4.4m), and a lower proportion of people taking on training (see Table 1).

There were 221,500 benefit spells with training on Universal Credit and Jobseekers Allowance in 2016/17, which make up about two-thirds of the total benefit spells. This was 1.0 per cent up on 2015/16.

Sources: National Benefits Database, Universal Credit Official Statistics, LEO

Benefit Spells with training by point during the claim when training started, 2016/17



Sources: National Benefits Database, Universal Credit Official Statistics, LEO

In 2016/17, there were 339,700 benefit spells that included training. Almost half of these (45.5 per cent) received their training within 3 months of the start of their claim. This is partly driven by those claimants who have started on Universal Credit, where almost all benefit spells (98.3 per cent) received their training within the first 3 months (see Table 2).

The introduction of Universal Credit complicates comparisons with legacy benefits. It's relatively recent introduction will mean the caseload is currently weighted towards shorter duration claims. Policy changes, which mean that moving into work does not automatically end entitlement to a claim, unlike JSA, also mean that in the future claim duration may also become longer on average.

1. About this release

A **benefit spell** is defined as a continuous period of time that a person is claiming the same benefit. Benefit spells with training refer to benefit claims which occurred in the academic year of reference where the benefit claimant started training. For Universal Credit claims, a monthly snapshot is used to determine if a claim is still open. The duration of the claim being open is defined as between 30 days before the first monthly snapshot identifies the case and the date of the last continuous monthly snapshot that identifies the case.

The **Universal Credit** numbers published here have been compiled from the DWP Universal Credit Official Statistics dataset with a different methodology from that used in the main release and tables, published here: <https://www.gov.uk/government/statistics/further-education-for-benefit-claimants-england-2016-to-2017>. Further work will be undertaken to align the methodology where possible in the next release.

The Department for Work and Pensions is currently investigating a discrepancy with duration on Universal Credit. It is not yet known how this will impact our reported figures using Universal Credit data but this is expected to be small. We will assess this once investigations are complete, and the methodology may subsequently be refreshed.

2. Accompanying Tables

The following tables are available in Excel format on the department's statistics website (<https://www.gov.uk/government/statistics/further-education-for-benefit-claimants-england-2016-to-2017>):

Table	Table description
1	Benefit Spells by Benefit Type, Training Status and Academic Year - Age 19-64
2	Benefit Spells with Training by Point During Benefit Claim when Training Started, Benefit Type and Academic Year – Age 19-64

3. Get in Touch

Media enquiries

Press Office News Desk, Department for Education, Sanctuary Buildings, Great Smith Street, London SW1P 3BT.

Tel: 020 7783 8300

Other enquiries/feedback

Alicia Heptinstall, Higher and Further Education, Department for Education, 2 St Pauls Place, Sheffield, S1 2FJ.

Email: Alicia.Heptinstall@education.gov.uk

Aniel Anand, Labour Market Analysis, Department for Work and Pensions, Caxton House, Tothill Street, London SW1H 9NA.

Email: Aniel.Anand@dwp.gsi.gov.uk



Department
for Education



Department
for Work &
Pensions

© Crown copyright 2018

This publication (not including logos) is licensed under the terms of the Open Government Licence v3.0 except where otherwise stated. Where we have identified any third party copyright information you will need to obtain permission from the copyright holders concerned.

To view this licence:

visit www.nationalarchives.gov.uk/doc/open-government-licence/version/3

email psi@nationalarchives.gsi.gov.uk

write to Information Policy Team, The National Archives, Kew, London, TW9 4DU

About this publication:

enquiries Alicia Heptinstall, Higher and Further Education, Department for Education, 2 St Pauls Place, Sheffield, S1 2FJ.

Email: Alicia.Heptinstall@education.gov.uk



Follow us on Twitter:
[@educationgovuk](https://twitter.com/educationgovuk)



Like us on Facebook:
facebook.com/educationgovuk