

# People on Income-related Employment and Support Allowance with Enhanced Disability Premium and/or Severe Disability Premium

Data up to and including February 2018

Published:  
Great Britain

Ad hoc

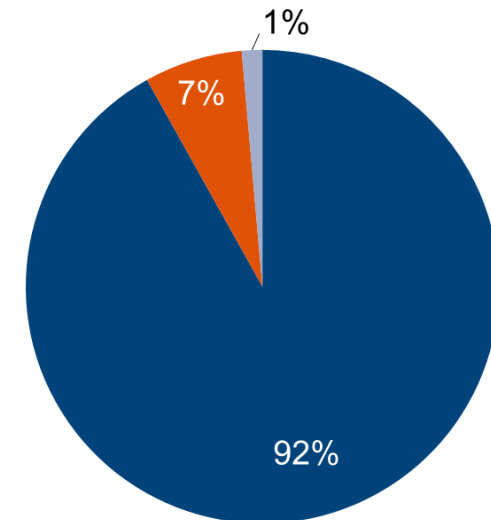
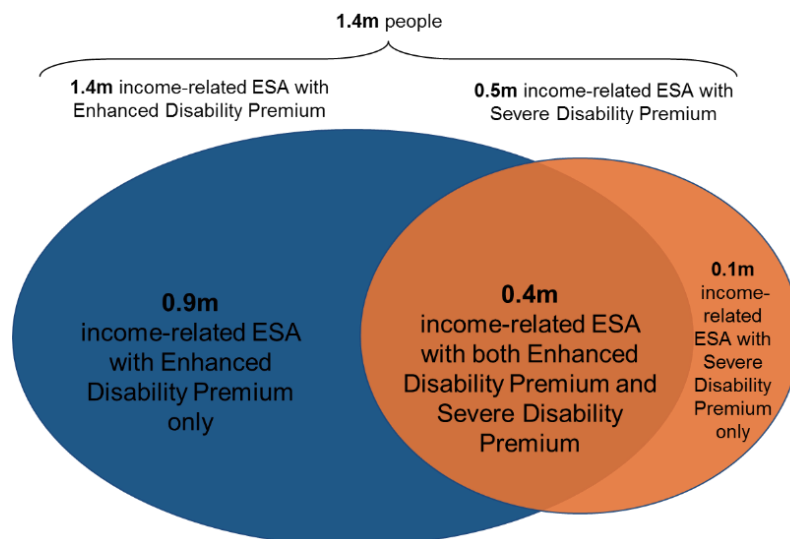
This publication is about people on income-related Employment and Support Allowance (ESA (IR)) who may be eligible for the Enhanced Disability Premium (EDP), the Severe Disability Premium (SDP), or both.

## Main stories

- At February 2018, there were around 1.4 million people on ESA (IR) with the EDP and/or SDP. That's about 82% of the 1.7m people on ESA (IR) in 2017/18.
- Between May 2015 and February 2018, around 15,000 people on ESA (IR) receiving the EDP and/or SDP had started a claim to Universal Credit (Full Service) within one month of closing their ESA claim; of those, 4,000 were in receipt of the SDP whilst claiming ESA.

At February 2018, 1.4 million people on ESA (IR) received either the EDP, SDP or both.

Over 90% of the people on ESA (IR) receiving the EDP and/or SDP at February 2018 were in the Support Group.



■ Support Group ■ Work Related Activity Group ■ Assessment Phase

- 31% of the 1.4m people on ESA (IR) with EDP also receive the SDP.
  - 88% of the 0.5m people on ESA (IR) with SDP also receive the EDP.
- Totals and proportions do not add up due to rounding.

## At a glance

### Page

[ESA \(IR\) with EDP and/or SDP by latest ESA phase](#)

[3](#)

[ESA \(IR\) with EDP and/or SDP and Universal Credit](#)

[4](#)

**Lead Statistician:** Thomas Pickering

[Thomas.pickering@dwp.gsi.gov.uk](mailto:Thomas.pickering@dwp.gsi.gov.uk)

**DWP Press Office:** 0203 267 5144

Comments? Feedback is welcome.

Published:

ISBN

© Crown copyright

## What you need to know

People on income-related Employment and Support Allowance (ESA (IR)) may be eligible for the Enhanced Disability Premium (EDP), the Severe Disability Premium (SDP), or both.

### Enhanced Disability Premium

People on ESA (IR) can get EDP if they are in the Support Group or if they or their partner receive one of these benefits:

- the higher rate Care Component of Disability Living Allowance (DLA); or
- the enhanced rate of Personal Independence Payment (PIP) Daily Living Component; or
- Armed Forces Independent Payment (AFIP)

It is only payable until the qualifying person reaches state pension age.

### Severe Disability Premium

People on ESA (IR) can get SDP if they live alone, or are treated as living alone, where nobody receives Carer's Allowance/Universal Credit Carer Element for looking after them, and they (and/or their partner) receive one of these benefits:

- the middle or higher rate of Disability Living Allowance (DLA) Care Component; or
- the standard or enhanced rate of Personal Independence Payment (PIP) Daily Living Component; or
- Armed Forces Independence Payment (AFIP); or
- Attendance Allowance (AA).

More information can be found at: [DWP Disability Premiums](#).

### Universal Credit

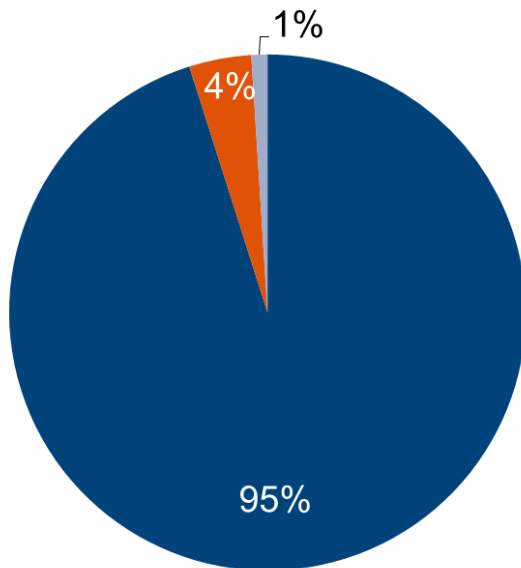
Universal Credit is a payment to help people who have low income or are out of work with their living costs. Universal Credit replaces the following benefits: Child Tax Credit, Housing Benefit, Income Support, income-based Jobseeker's Allowance (JSA), income-related Employment and Support Allowance (ESA) and Working Tax Credit. Universal Credit is being introduced in stages across Great Britain, which is referred as Universal Credit Full Service. More information can be found at [Universal Credit](#) and [Universal Credit Full Service](#).

# Most people on ESA (IR) receiving the EDP and/or SDP are in the Support Group

- Over 90% of the 1.4 million people on ESA (IR) receiving the EDP and/or SDP at February 2018 were in the Support Group.
- 95% of the 1.4m people on ESA (IR) with the EDP at February 2018 were in the Support Group. This is to be expected as being in the Support Group automatically qualifies individuals on ESA (IR) for the EDP.
- Annex A gives more information about people on other DWP benefits with EDP and/or SDP.

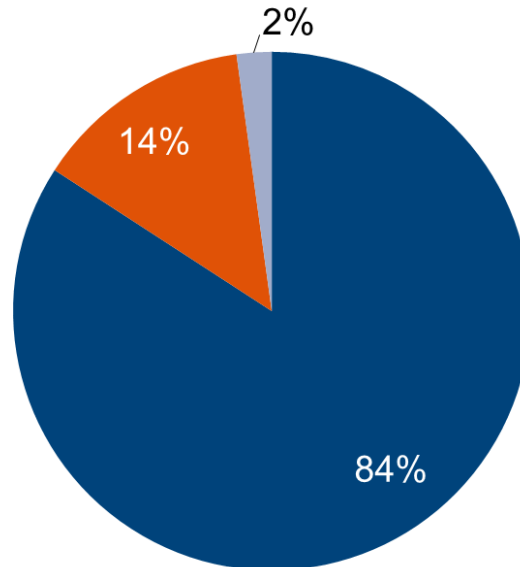
## Enhanced Disability Premium

95% of the 1.4 million individuals on ESA (IR) receiving the EDP at February 2018 were in the Support Group.



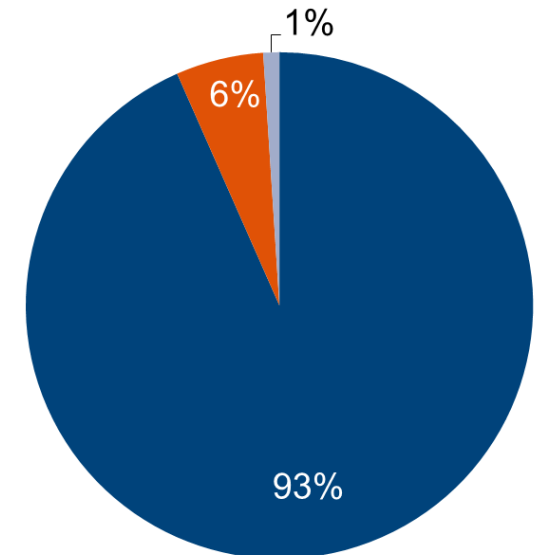
## Severe Disability Premium

84% of the 0.5m individuals on ESA (IR) receiving the SDP at February 2018 were in the Support Group.



## Both Enhanced Disability Premium and Severe Disability Premium

93% of the 0.4 million people on ESA (IR) receiving both EDP and SDP at February 2018 were in the Support Group.

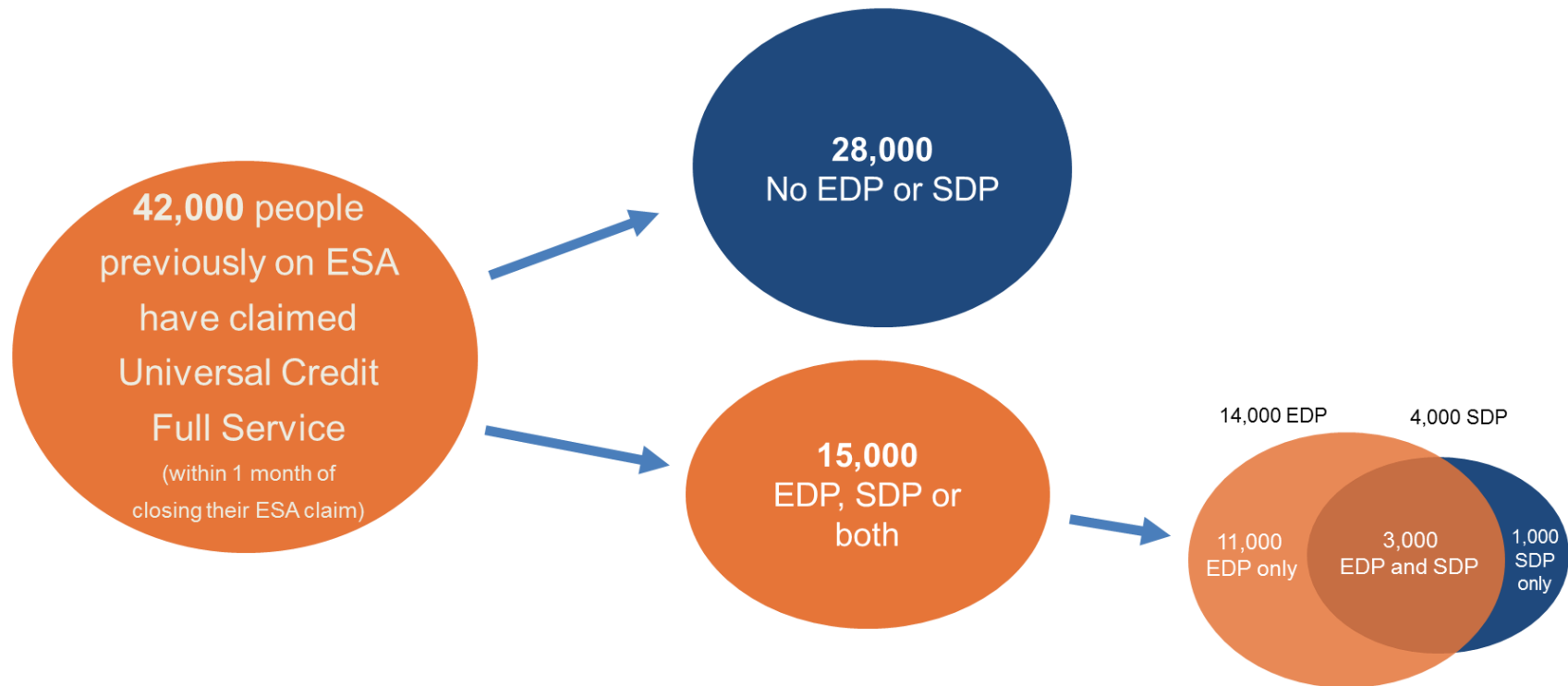


■ Support Group   ■ Work Related Activity Group   ■ Assessment Phase

# Around 15,000 people who were on ESA (IR) with EDP and/or SDP had started a claim to Universal Credit (Full Service) within one month of closing their ESA claim

Of the 42,000 people who were on ESA and started a claim on Universal Credit (Full Service) within one month of closing their claim between May 2015 and February 2018, 15,000 were on ESA (IR) with EDP and/or SDP. Of those, 4,000 were in receipt of the SDP whilst on ESA.

Between May 2015 and February 2018:



Universal Credit replaces all seven disability payments within legacy benefits and instead provides an increased amount for those with severe disabilities – known as the additional amount payable for limited capability for work and work related activity (LCWRA). This is because Universal Credit aims to simplify and rationalise the current system through the introduction of the LCWRA addition. In Universal Credit, financial support targets those who have the most severe disabilities or health conditions.

Note: Totals do not add up due to rounding.

## About these statistics

These official statistics have been compiled using administrative data from within the Department for Work and Pensions.

This ad hoc publication is the first time ESA (IR) EDP/SDP statistics have been released into the public domain.

Data presented in this ad hoc statistics publication relates to all claims open at the end of February 2018, in Great Britain.

ESA phase (e.g. Support Group, Work Related Activity Group and Assessment Phase) information excludes cases whose latest Work Capability Assessment (WCA) result is unknown and a very small amount of cases where the individual has been found fit work and may be appealing their decision.

As data presented is for February 2018, following early work to identify and correct cases that were underpaid on conversion from incapacity benefits to ESA, the data may include premia information on the small number of converted cases that started to receive premium payments by that date.

ESA (IR) caseload for 2017/18 is sourced from the [benefit expenditure and caseload tables](#) the Department published at Spring Statement 2018.

Information tracking journeys to Universal Credit Full Service has been taken from the Universal Credit Full Service Reference Dataset. Data have been merged by considering all closed ESA spells for people on ESA (IR) in receipt of EDP and/or SDP on their last of the ESA claim, and restricting to a successful start on Universal Credit Full Service within 1 month of closing their ESA claim. Breakdowns on mandatory reconsiderations and appeals for journeys from ESA to Universal Credit Full Service are not available as they require extensive data merges.

Totals and proportions do not add up due to rounding.

## Statement of Compliance with the Code of Practice for Statistics

The Code of Practice for Statistics (the Code) is built around three main concepts, or pillars: Trustworthiness, Quality and Value.

- **Trustworthiness** – is about having confidence in the people and organisations that publish statistics.

Professional analysts have independently produced these figures from the Jobseeker's Allowance Payments System (JSAPS - the IT system the Department uses to pay ESA) and the Universal Credit Full Service Reference Dataset.

- **Quality** – is about using data and methods that produce assured statistics.

These statistics have been produced using the DWP's JSAPS IT system, which is updated and maintained on a regular basis to ensure the quality of the administrative data. The rigorous production ensured the figures are an accurate representation of numbers of individuals on ESA (IR) with SDP and/or EDP. Figures have been independently quality-assured and validated against a range of ESA administrative datasets and modelling.

- **Value** – is about publishing statistics that support society's needs for information.

This ad hoc release provides information about individuals on ESA (IR) with EDP and/or SDP. This is the first time statistics have been provided on this group of individuals. Providing these statistics will help to respond to public interest on ESA (IR) individuals with EDP and/or SDP, including reducing the administrative burden of answering Parliamentary Questions, Freedom of Information requests and ad hoc queries about EDP and SDP. To support policy development, figures have been seen in advance by Ministers and officials, in line with the Code, where pre-release access does not apply for ad hoc statistics release.

## Annex A

This ad hoc publication builds on analysis already in the public domain for other DWP benefits and has been updated to provide the latest available statistics.

### People on Income Support, Pension Credit, Jobseeker's Allowance and Employment and Support Allowance, in receipt of the Enhanced Disability Premium, Severe Disability Premium and Disability Premium, Nov-2017 (unless stated otherwise), Great Britain

	Income Support	Pension Credit	Jobseeker's Allowance	Employment and Support Allowance
	Nov-17	Nov-17	Nov-17	Feb - 18
Enhanced Disability Premium only	22,000	-	-	900,000
Severe Disability Premium only	11,000	500,000	10,000	100,000
Both Severe and Enhanced Disability premium	7,000	-	-	400,000
<b>Enhanced Disability Premium (total)</b>	<b>29,000</b>	<b>-</b>	<b>-</b>	<b>1,400,000</b>
<b>Severe Disability Premium (total)</b>	<b>18,000</b>	<b>500,000</b>	<b>10,000</b>	<b>500,000</b>
Disability Premium	76,000	-	36,000	Not applicable

Source: DWP 100% and 5% Work and Pensions Longitudinal Study (WPLS) data, and 100% JSAPS Atomic Data Store

#### Notes

1. Disability Premiums are paid to people (or a family member) who receive a qualifying benefit such as AFIP, AA, DLA, PIP, or are certified as severely sight impaired or blind. The rules of entitlement are broadly similar, though not identical, for income-related ESA, Income Support, income-based Jobseeker's Allowance (JSA) and Housing Benefit. The Disability Premium is not payable in ESA. More information can be found at: [DWP Disability Premiums](#).
2. The information is not readily available for Housing Benefit.
3. Figures have been rounded to the nearest 1,000. "-" denotes nil or negligible (less than hundred).
4. The JSA figures are from the 5% WPLS data. The best statistics on benefits are derived from 100% data sources. However, the 5% sample data still provide some detail not yet available from the 100% data sources. The Department recommends that, where the detail is only available on the 5% sample data, the proportions derived should be applied to the overall 100% total for the benefit. This is the methodology used to derive the JSA figures provided here.
5. Totals do not add up due to rounding.