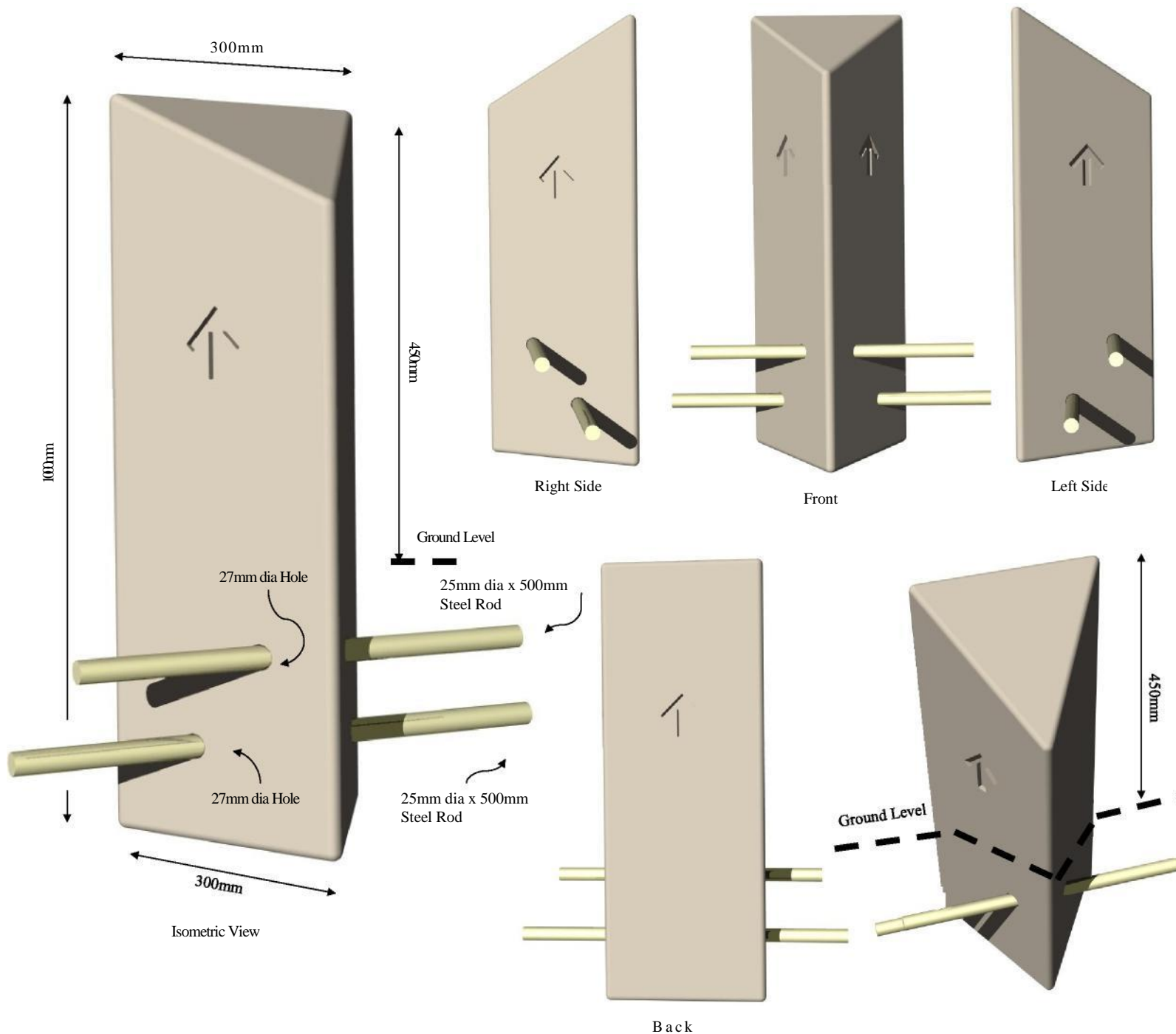


This is an Example of a Byelaws Boundary Marker Stone



BYELAW BOUNDARY MARKER (Normal Ground Applicatio

SPECIFICATION

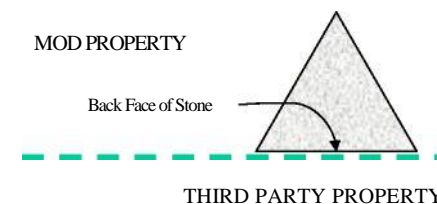
INSTALLATION

Excavate hole 650mm Dia x 550mm deep
 Insert horizontal Steel re-enforcement rods (25mm Dia. x 600mm and 25mm Dia. x 500mm)
 Place Boundary Stone to depth of approx. 550mm
 Supply, spread and tamp post mix concrete around base and re-enforcement to give a depth of concrete 300mm from the base

LOCATION

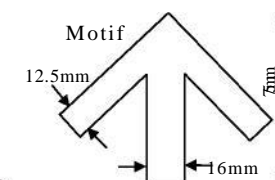
Post to be wholly on MOD land.
 Back flat face to be aligned with boundary edge

MOD PROPERTY



MANUFACTURE

As per adjacent sketches
 To be constructed using fine mix white concrete to standard fence post specification
 Single vertical 25mm central re-enforcing bar to within 50mm of top surface
 Equilateral triangle with 20 mm radius rounded corners
 Top angled at 45°
 Motif on all three vertical faces (as specification)



below) to be inscribed to a depth of 7.0mm

Defence Infrastructure Organisation

Byelaws Review Team