



SFR 23/2018, 29 March 2018

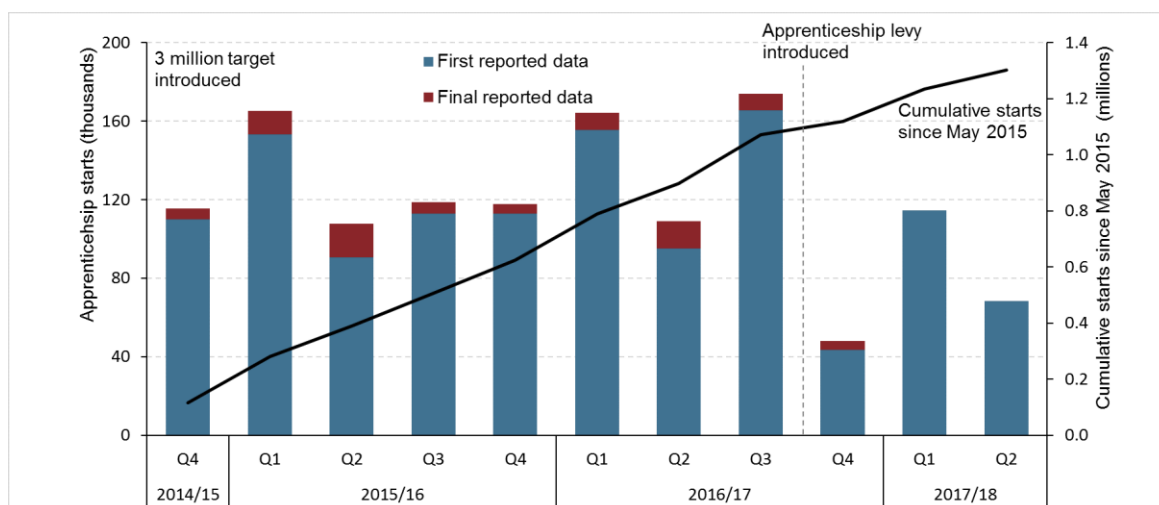
This release contains provisional figures for the first two quarters of the 2017/18 academic year (August 2017 to January 2018) for England. It provides data for all adult Further Education and skills and incorporates an update to the January Apprenticeships and Traineeships quarterly release which also includes 16-18 year olds on those programmes.

Data are subject to change until final data is published in November 2018 as some learning providers report some of their data for this period later in the year. Provider behaviour in reporting can also change from year to year.

As of May 2017 there were significant changes to how apprenticeship funding works including the introduction of the apprenticeship levy and Apprenticeship Service (please see section 4 for more detail). This is likely to have impacted on apprenticeship starts and participation as the new approach beds in, so care should be taken in comparing and interpreting data presented in this release.

Apprenticeship starts for the first two quarters of the 2017/18 academic year decreased compared to figures reported at this time in 2016/17.

All age apprenticeship starts, England^{1,2}



Source: Individualised Learner Record

There were **194,100 apprenticeship starts** reported so far for the first two quarters of the 2017/18 academic year, compared to **258,800** reported at this time in 2016/17, a **decrease of 25.0 per cent**. There have been **103,300 levy-supported³ starts so far**, of which, **82,200** were reported in the first two quarters of 2017/18.

There were **1,313,700** apprenticeship starts reported to January 2018 since May 2015 and **3,691,200** starts reported to January 2018 since May 2010.

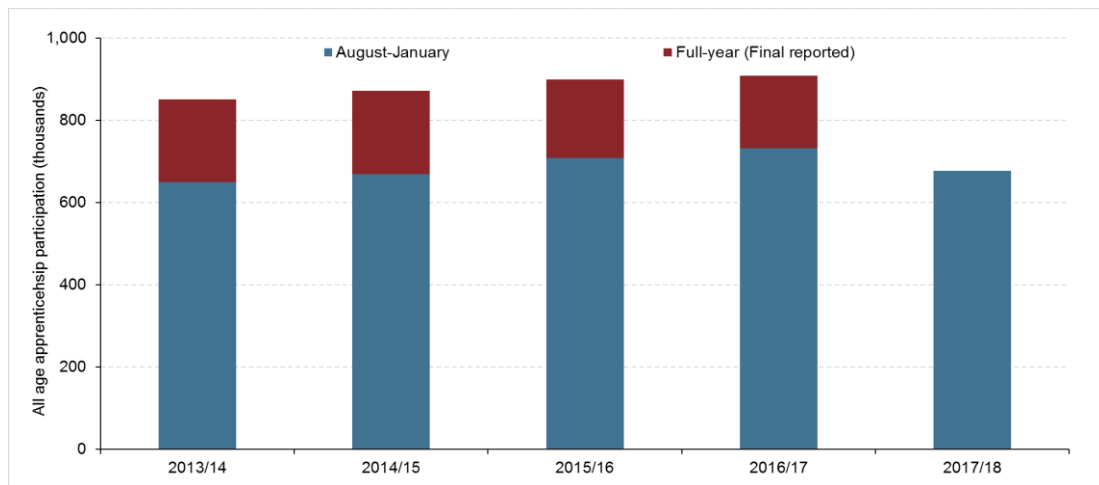
¹ Final data for the full 2017/18 academic year will be published in November 2018.

² First reported data are those initially reported in-year, and final reported data are those submitted in October for that academic year. The chart shows data aggregated for each quarter of the academic year which runs from August to July.

³ In order to be counted as a levy supported start, the apprenticeship must have been supported through levy funds.

All-age government funded apprenticeship participation reported so far for the 2017/18 academic year is lower than that reported at the same point in 2016/17.

All age apprenticeship participation, England^{1,4}

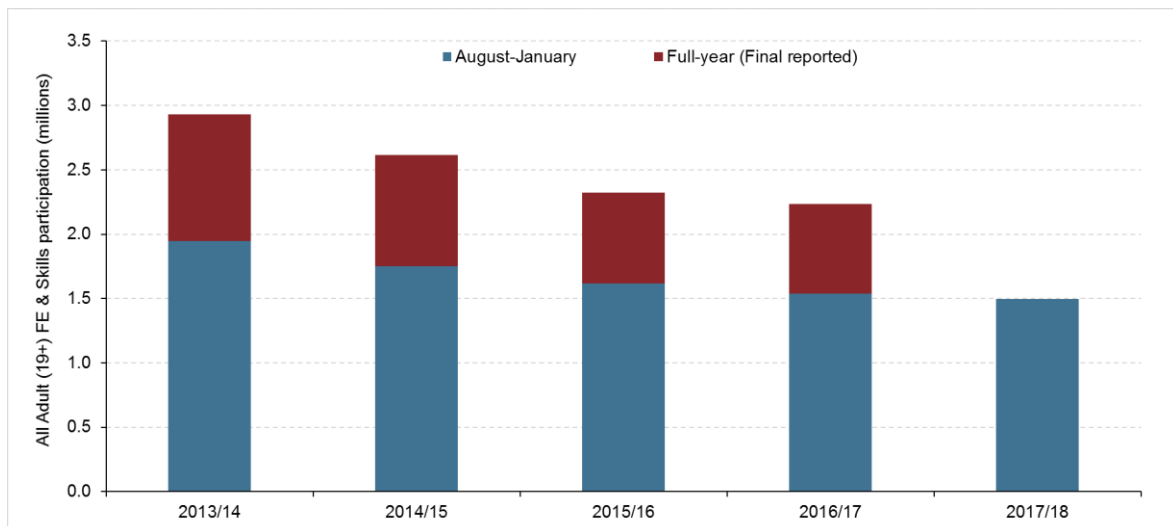


Source: Individualised Learner Record

677,300 learners participated on an apprenticeship in the first two quarters of the 2017/18 academic year, based on provisional data, compared to 731,600 reported at this time in 2016/17, **a decrease of 7.4 per cent.**

Adult (19+) government funded further education participation reported so far for the 2017/18 academic year decreased in comparison to participation reported at the same point in 2016/17.

Adult (19+) further education and skills participation*, England^{1,4}



* Adult (19+) further education and skills includes 19+ apprenticeships

Source: Individualised Learner Record

Participation in government-funded adult further education fell to **1,495,300** in the first two quarters of the 2017/18 academic year from 1,537,100 at this time in 2016/17, **a decrease of 2.7 per cent.** The number of learners participating on Full level 2 courses declined to **269,400** and the number on Full level 3 courses declined to **323,200**. Learners participating on **level 4+ courses increased to 69,300**, compared to 55,100 reported at this time in 2016/17.

⁴ 2017/18 data show in-year data reported so far for 'August to January'. The chart shows full final year data for previous years as well as a breakdown for the period 'August to January' as reported at the equivalent time to this publication to allow comparisons.

Contents

1.	In-year Further Education Statistics for England, 2017/18	6
	Summary and key headlines – 2017/18 (data reported so far)	6
	Apprenticeship Participation (Table 1)	7
	Apprenticeship Starts (Table 2.1)	7
	Apprenticeship Achievements (Table 2.2)	8
	Traineeships (Table 3.1, 3.2 & 3.3)	8
	Adult (19+) Learner Participation (Table 4.1 and 6.1)	9
	Adult (19+) English and Maths (Table 6.1)	9
2.	Accompanying tables.....	9
	Supplementary tables	10
3.	Further information is available	11
4.	The apprenticeship funding system	11
5.	Other Technical information	12
6.	National Statistics	12
7.	Get in touch	12
	Media enquiries	12
	Other enquiries and feedback.....	12

About this release

This release presents information reported to date for the 2017 to 2018 academic year on:

-Adult (aged 19+) government-funded Further Education (excluding schools and Higher Education) comprising:

- Education and training
- English and Maths
- Apprenticeships
- Traineeships (16-24)

-All age (16+) Apprenticeships in England

Apprenticeships are paid jobs that incorporate on- and off-the-job training leading to nationally recognised qualifications. As an employee, apprentices earn as they learn and gain practical skills in the workplace. A traineeship is an education and training programme with work experience. Traineeships were introduced in the 2013/14 academic year to provide young people with essential work preparation, English, maths and work experience to secure an apprenticeship or other work.⁵

Changes included in this release

This release includes provisional figures for the first two quarters of the academic year 2017/18 based on information that has been reported to the Education and Skills Funding Agency (ESFA) by further education colleges and providers in February 2018. The data will change as further data returns relating to the period are received later in the year. We made the following changes to the Further Education and Skills publications, as per the change note https://www.gov.uk/government/uploads/system/uploads/attachment_data/file/661130/Annex_further_education_and_skills_changes_November_2017.pdf

-Qualification achievement rates were released on the 22nd March 2018 as part of the National Achievement Rate publication and are no longer included in this release:

<https://www.gov.uk/government/collections/sfa-national-success-rates-tables>

-Contextual data on Advanced Learner Loan application information has been uploaded to the further education data library as part of the data cascade associated with this release. This information reports on data provided by the Student Loans Company and was previously released as a stand-alone publication:

<https://www.gov.uk/government/collections/further-education>

-Information on Further Education and Skills participation with an Advanced Learner Loan based on data from the Individualised Learner Record has been uploaded to the further education data library. This was previously included in the main table pack accompanying this release.

Please note the 'Advanced Learner Loan application Information' and 'Further Education and Skills participation with an Advanced Learner Loan' report from separate data sources, therefore are not comparable. Please see the accompanying Quality and Methodology document for further details

-In-year reporting of community learning and offender learning has ceased. Updates will be available in the November 2018 release, reporting on final full-year data.

-Statistics on vocational qualification achievements in the UK are no longer included in this release. These statistics are available from Ofqual: <https://www.gov.uk/government/collections/statistics-vocational-qualifications>

Please see the annex document for additional information on changes to further education publications in 2018:

https://www.gov.uk/government/uploads/system/uploads/attachment_data/file/661130/Annex_further_education_and_skills_changes_November_2017.pdf

Changes in the next release

The next Further Education and Skills release will be in November 2018 and provide final full year data for the 2017 to 2018 academic year.

The next release containing apprenticeships and traineeships statistics will be the Apprenticeships and Traineeships Release in July 2018. This will include provisional data for the first three quarters of the 2017/18 academic year (August 2017 to April 2018). The Apprenticeship and Traineeships Release will be released twice per year (January and July) as a stand-alone document, and will be subsumed and combined into this Further Education and Skills publication each March and November. Please see the previous Apprenticeships and Traineeships release:

⁵ Please refer to the Quality and Methodology document accompanying this release for more information.

In this publication

The following tables are included in this release:

- National tables (Excel .xls):
<https://www.gov.uk/government/collections/further-education-and-skills-statistical-first-release-sfr>
- Supplementary tables and data tools (Excel .xls):
<https://www.gov.uk/government/collections/fe-data-library>

Monthly apprenticeship statistics

On 29 March 2018, the latest monthly statistics were released providing headline monthly data on apprenticeship starts (to December 2017) and using data from the apprenticeship service for the first five months of the 2017 to 2018 academic year. This provides transparency on the development of the apprenticeships levy and the apprenticeship system as a whole. The monthly data provides timely insight into the headline activity and will be published while the levy system is bedding in. We will publish these statistics on a monthly basis but may adjust content and timing as feedback is assessed.

These monthly statistics are available here: <https://www.gov.uk/government/collections/further-education-and-skills-statistical-first-release-sfr#2018-releases>

A back series of monthly apprenticeship starts from the 2014/15 academic year are available here: https://www.gov.uk/government/uploads/system/uploads/attachment_data/file/661181/Monthly_apprenticeship_starts_from_201415_to_201617.xlsx

This Further Education and Skills release provides further breakdowns on the headline apprenticeships starts reported as transparency data in the monthly publication. Please note this Further Education and Skills: March 2018 publication reports one month in advance of the Apprenticeship and Levy Statistics: March 2018 publication.

Related publications

Statistics on vocational and other qualifications published by Ofqual are available at:

<https://www.gov.uk/government/collections/statistics-vocational-qualifications>

Statistics on advanced learner loans paid in England for Further Education, published by Student Loans Company are available at:

<http://www.slc.co.uk/official-statistics/full-catalogue-of-official-statistics/student-support-for-further-education-england.aspx>

Feedback

We are changing how our releases look and welcome feedback on any aspect of this document and accompanying tables, please contact: Praful.Whiteman@education.gov.uk

1. In-year Further Education Statistics for England, 2017/18

Figures for the first two quarters of the 2017/18 academic year (August 2017 to January 2018) are based on information that has been reported to the Education and Skills Funding Agency (ESFA) in February 2018 by further education colleges and providers. The data provide an early view of performance and will change as further data returns are received. Since providers report some of their data for this period later in the year, the data are subject to change (in either direction) until final data is received.

At this point in the year, 2017/18 figures are referred to as *reported so far* or *reported to date* to reflect this. This release reports on the provisional first two quarters of the 2017/18 academic year.

It is not possible to determine how complete or incomplete the information returned so far is, therefore care should be taken when comparing data reported so far in 2017/18 to the equivalent reporting period in 2016/17⁶.

This is particularly the case as provider reporting behaviour may change year to year. In addition, provider reporting behaviour may have particularly been affected since the introduction of the apprenticeship levy in April 2017.

More accurate comparisons can be made once final returns for the academic year are made (data returned in October 2018, due to be published in November 2018).

Summary and key headlines – 2017/18 (data reported so far)

Apprenticeship participation	677,300 participants on an apprenticeship have been reported so far in 2017/18, compared with 731,600 at this time in 2016/17, a decrease of 7.4 per cent.
Apprenticeship starts	194,100 apprenticeship starts have been reported so far in 2017/18, compared with 258,800 at this time in 2016/17, a decrease of 25.0 per cent. Since the introduction of the apprenticeship levy in April 2017, there have been 103,300 levy-supported starts. There have now been 1,313,700 apprenticeship starts reported to January 2018 since May 2015 and 3,691,200 starts reported to January 2018 since May 2010.
Traineeships	10,800 traineeship starts have been reported so far in 2017/18, compared with 11,800 at this time in 2016/17, a decrease of 9.0 per cent.
Adult (19+) further education and skills	Participation in government-funded adult further education fell to 1,495,300 in the first two quarters of the 2017/18 academic year from 1,537,100 at this time in 2016/17, a decrease of 2.7 per cent. The number of learners participating on Full level 2 courses declined to 269,400 from 341,400 at this time in 2016/17, and to 323,200 from 372,900 for Full level 3 courses.
English and maths	523,800 participants on English and Maths courses have been reported so far in 2017/18, compared with 578,300 at this time in 2016/17, a decrease of 9.4 per cent.

As with many policy areas, further education is a broad and changing topic. In order to understand the impact of policy and methodology changes on any data published in this release, details are provided in the quality and methodology document that accompanies this release

⁶ Please refer to the Quality and Methodology document accompanying this release for more information.

Apprenticeship Participation (Table 1)

Apprenticeship participation data reported for the first two quarters of the 2017/18 academic year show that there were:

- **677,300 participants** on an apprenticeship, a decrease of 7.4 per cent from 731,600 reported at this time for 2016/17.

Of which:

318,500 at intermediate level, a decrease of 18.9 per cent from 392,700 in 2016/17

307,300 at advanced level, a decrease of 0.3 per cent from 308,200 in 2016/17

59,600 at higher level, an increase of 34.2 per cent from 44,400 in 2016/17

141,100 were aged under 19, a decrease of 10.1 per cent from 156,800 in 2016/17

536,300 aged 19 and over, a decrease of 6.7 per cent from 574,800 in 2016/17

Apprenticeship Starts (Table 2.1)

Apprenticeship starts data reported so far for the first two quarters of the 2017/18 academic year show that there were:

- **194,100 apprenticeship starts**, a decrease of 25.0 per cent from 258,800 reported at this time for 2016/17.

Of which:

87,300 at intermediate level, a decrease of 38.2 per cent from 141,400 in 2016/17

86,400 at advanced level, a decrease of 14.6 per cent from 101,200 in 2016/17

20,400 at higher level, an increase of 25.4 per cent from 16,200 in 2016/17

69,600 were aged under 19, a decrease of 15.7 per cent from 82,600 in 2016/17

124,500 aged 19 and over, a decrease of 29.3 per cent from 176,200 in 2016/17

- 19,700 apprenticeships were started by individuals who are from a **black, asian and minority ethnic group**. This is 10.1 per cent of apprenticeship starts in 2017/18, compared to 10.5 per cent for 2016/17⁷.
- 22,100 apprenticeships were started by individuals who are from the **learning difficulties and/or disabilities group**. This is 11.4 per cent of apprenticeship starts in 2017/18, compared to 10.5 per cent for 2016/17⁸.
- **103,300 levy supported starts** were recorded since the introduction of the apprenticeship levy in April 2017. Of the 82,200 levy supported starts in the first two quarters of 2017/18, 37,000 were at an advanced level, 33,100 were at intermediate level and 12,100 were at higher level apprenticeships.

In order to be counted as a **levy supported start**, the apprenticeship must have been supported through levy funds.

⁷ Full final year starts proportion for black, asian and minor ethnic group was 11.2 per cent for 2016/17.

⁸ Full final year starts proportion for learners with learning difficulty and/or disability was 10.3 per cent for 2016/17.

- **71,600 apprenticeship starts** were reported on the new apprenticeship **standards**, compared to 7,500 reported at this time last year for 2016/17.

Of which:

41,800 were levy supported starts

22,600 were aged under 19, compared to 3,000 in 2016/17

49,000 aged 19 and over, compared to 4,500 in 2016/17

- There have now been **101,000 starts on apprenticeship standards since their introduction** in September 2014.
- **1,313,700 apprenticeship starts were reported to January 2018 since May 2015** and 3,691,200 starts were reported to January 2018 since May 2010.

Apprenticeship Achievements (Table 2.2)

Apprenticeship achievements data reported for the first two quarters of the 2017/18 academic year show that there were:

- **107,200 apprenticeship achievements**, a decrease of 2.7 per cent from 110,200 reported at this time last year for 2016/17.

Of which:

60,200 at intermediate level, a decrease of 9.0 per cent from 66,200 in 2016/17

42,000 at advanced level, an increase of 3.4 per cent from 40,600 in 2016/17

5,000 at higher level, an increase of 49.0 per cent from 3,300 in 2016/17

31,800 were aged under 19, a decrease of 8.2 per cent from 34,600 in 2016/17

75,400 aged 19 and over, a decrease of 0.2 per cent from 75,500 in 2016/17

Additional breakdowns of provisional apprenticeship statistics are published online at the FE Data Library⁹.

Traineeships (Table 3.1, 3.2 & 3.3)

Data reported for the first two quarters of the 2017/18 academic year show that there were:

10,800 **traineeship starts**, a decrease of 9.0 per cent from 11,800 in 2016/17, of which:

8,400 were under 19, an increase of 0.9 per cent from 8,300 in 2016/17

2,400 were aged 19 to 24, a decrease of 32.4 per cent from 3,500 in 2016/17

4,500 **traineeship completions**, a decrease of 15.7 per cent from 5,300 in 2016/17, of which:

3,300 were under 19, an increase of 1.3 per cent from 3,200 in 2016/17

1,200 were aged 19 to 24, a decrease of 42.0 per cent from 2,100 in 2016/17

⁹ The FE Data Library can be accessed at <https://www.gov.uk/government/collections/fe-data-library>.

2,200 **traineeship progressions** to a job, apprenticeship, further full time education or other training, a decrease of 21.1 per cent from 2,800 in 2016/17, of which:

1,800 were under 19, a decrease of 9.7 per cent from 2,000 in 2016/17

500 were aged 19 to 24, a decrease of 47.1 per cent from 900 in 2016/17¹⁰

Adult (19+) Learner Participation (Table 4.1 and 6.1)

Data reported so far for the first two quarters of the 2017/18 academic year show there were 1,495,300 learners aged 19 and over participating in government-funded further education, compared to 1,537,100 reported at the same time in 2016/17.

Of these:

- 523,800 participated on a **English and Maths** course, compared to 578,300 reported in the first two quarters of 2016/17, a decrease of 9.4 per cent
- 528,000 participated on a **Level 2** course, of which 269,400 were on a **Full Level 2** course, compared to 570,900 and 341,400 (respectively) reported in the first two quarters of 2016/17
- 369,400 participated on a **Level 3** course, of which 323,200 were on a **Full Level 3** course, compared to 384,600 and 372,900 (respectively) reported in the first two quarters of 2016/17
- 69,300 participated on a **Level 4+** course, compared to 55,100 reported in the first two quarters of 2016/17.
- 160,100 benefited from **support for the unemployed** (those nearest the workforce), compared to 162,400 reported in the first two quarters of 2016/17

Adult (19+) English and Maths (Table 6.1)

Data reported so far in the first two quarters of the 2017/18 academic year show that 523,800 learners aged 19 and over participated on an English and Maths course, compared to 578,300 reported in the first two quarters of 2016/17. Of the 523,800 participants in the first two quarters of 2017/18:

- 350,200 participated on an **English** course, a decrease of 13.6 per cent from 405,200 in 2016/17
- 343,200 participated on a **Maths** course, a decrease of 13.3 per cent from 395,700 in 2016/17
- 90,800 participated on an **English for Speakers of Other Languages (ESOL)** course, an increase of 3.5 per cent from 87,700 in 2016/17

2. Accompanying tables

The following tables are available in Excel format here: <https://www.gov.uk/government/collections/further-education-and-skills-statistical-first-release-sfr>.

Year to date tables

- 1 All Age Apprenticeship Participation by Level and Age (2010/11 to 2017/18 reported to date)

¹⁰ Percentages are calculated on unrounded data.

- 2.1 All Age Apprenticeship Programme Starts by Level and Age (2010/11 to 2017/18 reported to date)
- 2.2 All Age Apprenticeship Programme Achievements by Level and Age (2010/11 to 2017/18 reported to date)
- 3.1 Traineeship Starts by Age (2013/14 to 2017/18 reported to date)
- 3.2 Traineeship Completions by Age (2013/14 to 2017/18 reported to date)
- 3.3 Traineeship Progressions by Age (2013/14 to 2017/18 reported to date)
- 4.1 Adult (19+) FE and Skills Participation by Level (2010/11 to 2017/18 – Reported to date) – Learner Volumes
- 4.2 Adult (19+) FE and Skills Achievement by Level (2010/11 to 2016/17) – Learner Volumes
- 5.1 Adult (19+) Education and Training Participation by Level (2010/11 to 2017/18 – Reported to date) – Learner Volumes
- 5.2 Adult (19+) Education and Training Achievements by Level (2010/11 to 2016/17) – Learner Volumes
- 6.1 Adult (19+) FE and Skills – English and Maths Participation by Level (2010/11 to 2017/18 – Reported to date) – Learner Volumes
- 6.2 Adult (19+) FE and Skills – English and Maths Achievement by Level (2010/11 to 2016/17) – Learner Volumes

Supplementary tables

Additional breakdowns of further education statistics are published online, please see here: <https://www.gov.uk/government/collections/fe-data-library>. These additional breakdowns include breakdowns by age, gender, ethnicity, learners with learning difficulties and/or disabilities, region, local authority, parliamentary constituency, sector subject area and funding stream.

Supplementary data tools and tables

- 1 Apprenticeship demographic and sector subject area PivotTable tool: starts and achievements Q2 2017/18 (reported to date)
- 2 Apprenticeship framework and sector subject area PivotTable tool: starts and achievements Q2 2017/18 (reported to date)
- 3 Apprenticeship geography and sector subject area PivotTable tool: starts and achievements Q2 2017/18 (reported to date)
- 4 Apprenticeships by region and sector subject area: participation 2009/10 to Q2 2017/18 (reported to date)
- 5 Traineeships starts by equality and diversity for 2013/14 to Q2 2017/18 (reported to date)
- 6 Workplaces of apprentices by region to Q2 2017/18 (reported to date)
- 7 Further education and skills: participation with advanced learner loans Q2 2017/18 (reported to date)
- 8 Advanced learner loans application information to Q2 2017/18 (reported to date)

Supplementary data for 7 and 8 provide additional statistics on further education and advanced learner loans. Further education and skills: participation with advanced learner loans data was previously released within the main table pack accompanying this release. Advanced learner loans application data from Student Loans Company was previously released as part of a stand-alone publication. These changes were implemented in response to a review of the Further Education and Skills Statistical releases.

Historical data for advanced learner loans application information is available here:

<https://www.gov.uk/government/collections/further-education>

Please note the supplementary data 7 and 8 report from separate data sources, therefore are not comparable. Please see the accompanying Quality and Methodology document for further details

When reviewing the tables, please note that:

We preserve confidentiality	The Code of Practice for Official Statistics (https://www.statisticsauthority.gov.uk/monitoring-and-assessment/code-of-practice/) requires us to take reasonable steps to ensure that our published or disseminated statistics protect confidentiality.
We suppress some figures	In the main tables, headline volumes below 50 are suppressed (this includes values of zero). In the supplementary tables volumes below 5 are suppressed (this includes values of zero). A percentage of less than 0.5 per cent is suppressed.
We adopt symbols to help identify suppression	Symbols are used in the tables as follows: ‘-’ indicates a headline volume with below 50 in the releases main tables and below 5 in the supplementary tables. ‘*’ indicates a percentage of less than 0.5per cent.
We round figures	In the main tables, headline volumes are reported rounded to the nearest 100. In the supplementary tables, volumes are rounded to the nearest 10. The exception to this is any figure that is an exact duplicate of a value in the headline figures (e.g. Grand Totals), which are rounded to the nearest 100 and avoid contradictory figures. Percentages reported are calculated on pre-rounded data and given to one decimal place.
Coverage of the data	This release includes provisional data for the first two quarters of the 2017/18 academic year (August 2017 to January 2018) reported to the Education and Skills Funding Agency in February 2018 by further education providers.

3. Further information is available

Additional breakdowns of apprenticeship and traineeship statistics are published online as supplementary tables. These include breakdowns by age, gender, ethnicity, learners with learning difficulties and/or disabilities, region, local authority, parliamentary constituency, sector subject area and funding stream.

Please see the FE Data Library here: <https://www.gov.uk/government/collections/fe-data-library>

Monthly transparency data on apprenticeship and levy statistics are also available here: <https://www.gov.uk/government/collections/further-education-and-skills-statistical-first-release-sfr>

4. The apprenticeship funding system

Changes in the way apprenticeship funding works were introduced and implemented from May 2017. Guidance about these changes and paying the apprenticeship levy can be found at this link:

<https://www.gov.uk/government/publications/apprenticeship-levy-how-it-will-work/apprenticeship-levy-how-it-will-work>.

A key aspect of these changes was the introduction of the apprenticeship service, an online service to allow employers to choose and pay for apprenticeship training more easily. Levy-payers are able to register on the apprenticeship service so that they can:

1. receive levy funds to spend on apprenticeships
2. manage their apprentices
3. pay their training provider

5. Other Technical information

For more technical information, please see the latest release and the accompanying quality and methodology information document here:

<https://www.gov.uk/government/collections/further-education-and-skills-statistical-first-release-sfr>

This provides further information on the data sources, their coverage and quality and explains the methodology used in producing the data, including how it is validated and processed.

6. National Statistics

The United Kingdom Statistics Authority has designated these statistics as National Statistics, in accordance with the Statistics and Registration Service Act 2007 and signifying compliance with the Code of Practice for Official Statistics.

Designation can be broadly interpreted to mean that the statistics:

- meet identified user needs;
- are well explained and readily accessible;
- are produced according to sound methods, and
- are managed impartially and objectively in the public interest.

Once statistics have been designated as National Statistics it is a statutory requirement that the Code of Practice shall continue to be observed.

The Department has a set of [statistical policies](#) in line with the Code of Practice for Official Statistics.

7. Get in touch

Media enquiries

Press Office News Desk, Department for Education, Sanctuary Buildings, Great Smith Street, London SW1P 3BT.

Tel: 020 7783 8300

Other enquiries and feedback

Praful Whiteman, Further Education Statistical Dissemination Team, Department for Education, St Paul's Place, 123 Norfolk Street, Sheffield S1 2FJ.

Email: Praful.Whiteman@education.gov.uk



Department
for Education



© Crown copyright 2018

This publication (not including logos) is licensed under the terms of the Open Government Licence v3.0 except where otherwise stated. Where we have identified any third party copyright information you will need to obtain permission from the copyright holders concerned.

To view this licence:

visit www.nationalarchives.gov.uk/doc/open-government-licence/version/3

email psi@nationalarchives.gsi.gov.uk

write to Information Policy Team, The National Archives, Kew, London, TW9 4DU

About this publication:

Enquiries: Praful Whiteman, Further Education Statistical Dissemination Team, Department for Education, St Paul's Place, 123 Norfolk Street, Sheffield S1 2FJ.

Email: Praful.Whiteman@education.gov.uk

Download: <https://www.gov.uk/government/collections/further-education-and-skills-statistical-first-release-sfr>

Reference: SFR 23/2018



Follow us on Twitter:
[@educationgovuk](https://twitter.com/educationgovuk)



Like us on Facebook:
facebook.com/educationgovuk