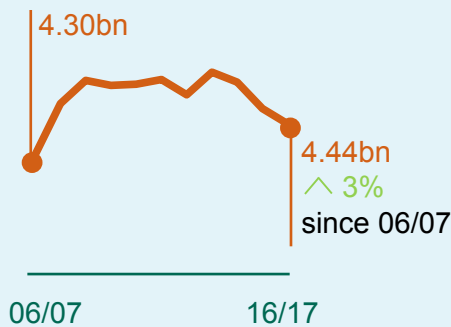


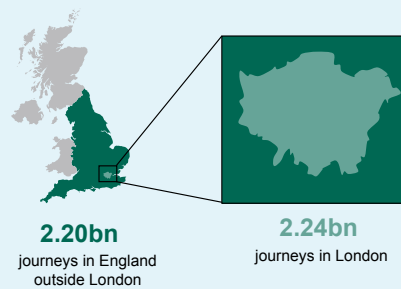


Passenger journeys (bus0103)


Passenger journeys on local bus services: England



50% of journeys occurred in London




Passenger journeys on local bus services: England outside London and London



Concessionary journeys (bus0105)

34% of journeys were concessionary (elderly, disabled and youth)

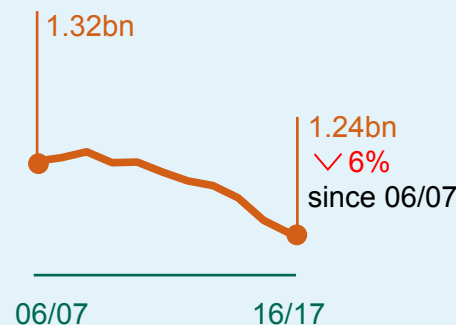


9.8m older and disabled concessionary travel passes

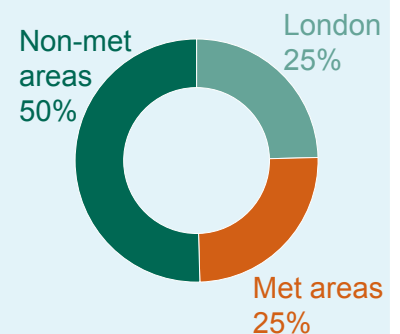
95 average number of concessionary journeys per pass

Bus mileage (bus0203)

Vehicle miles on local bus services: England



25% of mileage occurred in London



Bus fleet (bus06)

34,900 buses used by local operators in England

Of which... 29% were in London

91% had CCTV

97% had an AVL device

25% had free WiFi

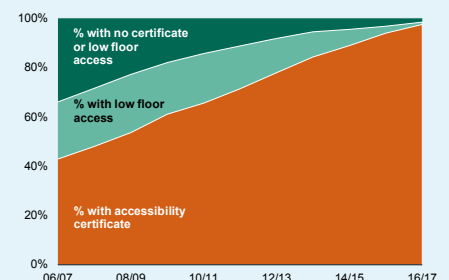
43% were enabled for payment by contactless bank card

91% of buses in England outside London were ITSO smart enabled

*AVL - Automatic Vehicle Location device. ITSO - sets a common technical standard for smart ticketing.

Accessible buses (bus0603)

98% of buses in England had an accessibility certificate



Further information:

bus.statistics@dft.gsi.gov.uk

020 7944 3094

