



Home Office



Operation of police powers under the Terrorism Act 2000 and subsequent legislation: Arrests, outcomes, and stop and search, Great Britain, quarterly update to September 2017

Statistical Bulletin 24/17

December 2017

Further information

The quarterly Operation of Police Powers under the Terrorism Act 2000 publication and other Home Office statistical releases are available from the [Statistics at Home Office](#) pages on the GOV.UK website.

The dates of forthcoming publications are pre-announced and can be found via the [GOV.UK statistical release calendar](#).

For further information about this bulletin, please write to:

Office for Security and Counter-Terrorism
Home Office
2 Marsham Street
London
SW1P 4DF

Press Office
Home Office
2 Marsham Street
London
SW1P 4DF

Home Office Responsible Statistician:

Kevin Smith, Programme Director of Crime and Policing Statistics.

Contact via crimeandpolicestats@homeoffice.gsi.gov.uk if you have any statistical comments or need any assistance accessing the data.

This statistical bulletin is produced to the highest professional standards and is free from political interference. It has been produced by statisticians working in the Crime and Policing Analysis Unit in accordance with the Home Office's [Statement of compliance with the Code of Practice for Official Statistics](#), which covers Home Office policy on revisions and other matters. The Chief Statistician, as Head of Profession, reports to the National Statistician with respect to all professional statistical matters and oversees all Home Office National Statistics products with respect to the Code, being responsible for their timing, content and methodology.

Contents

| | | |
|---|---|----|
| 1 | Key findings | 4 |
| 2 | Introduction | 6 |
| 3 | Arrests and outcomes..... | 8 |
| 4 | Court proceedings | 14 |
| 5 | Terrorist prisoners..... | 16 |
| 6 | Other police powers under the Terrorism Act 2000..... | 18 |

1 Key findings

1.1 Arrests and outcomes

There were 400 arrests for terrorism-related offences in the year ending 30 September 2017, an increase of 54% compared with the 259 arrests in the previous year. This includes:

- 12 arrests made in connection with the terrorist attack on Westminster Bridge and Westminster Palace (22 March 2017)
- 23 arrests in connection with the terrorist attack in Manchester (22 May 2017)
- 21 arrests in connection with the London Bridge attack (3 June 2017)
- 1 arrest in connection with the Finsbury Park Mosque attack (19 June 2017)
- 7 arrests in connection with the Parsons Green attack (15 September 2017)

Of the 400 arrests for terrorism-related offences in the year ending 30 September 2017:

- 115 (29%) resulted in a charge, of which 97 (84%) were charged with terrorism-related offences
- 213 (53%) were released without charge
- 60 (15%) persons were released on bail pending further investigation
- 11 (3%) faced alternative action
- 1 case was pending at the time of data provision

Of the 97 persons charged with a terrorism-related offence in the year ending 30 September 2017, 30 had been prosecuted (as at 6 November 2017, the time of data provision to the Home Office), and all 30 were found guilty. A further 65 were awaiting prosecution, while two further cases had other outcomes (one was not proceeded against and the other was detained under an International arrest warrant, and later extradited).

1.2 Court proceedings

In the year ending 30 September 2017, 78 trials were completed by the Crown Prosecution Service Counter Terrorism Division (CPS CTD) for terrorism-related offences, an increase of 16% on the 67 trials completed in the previous year. Of the 78 persons proceeded against, 69 (88%) led to a conviction, and in the remaining 9 cases the defendant was acquitted.

1.3 Terrorist prisoners

As at 30 September 2017, there were 213 persons in custody in Great Britain for terrorism-related offences, an increase of 26% on the 169 persons in custody in the previous year, continuing the upward trend seen in terrorist prisoners over the last few years.

Of those in custody as at 30 September 2017, the majority (88%) held Islamist extremist views, a further 8% held far right-wing ideologies, and 5% other ideologies.

Of those in custody as at 30 September 2017:

- 164 (77%) had been convicted
- 49 (23%) were being held on remand (held in custody until a later date when a trial or sentencing hearing will take place)

1.4 Other powers

In the year ending 30 September 2017:

- the Metropolitan Police Service (MPS) carried out 726 stop and searches under section 43 of the Terrorism Act (TACT) 2000, an increase of 27% on the 571 stop and searches conducted in the previous year
- the number of resultant arrests (60) remained the same as the previous year. This resulted in a fall in the proportion of stop and searches that resulted in an arrest, to 8% (compared with 11% in the previous year)
- there were 128 searches carried out under section 47a of TACT 2000 by the British Transport Police, North Yorkshire Police and West Yorkshire Police, which resulted in 4 arrests. This was the first time these powers have been used by police forces in Great Britain. City of London Police also authorised the use of this power, but no searches were carried out.
- the number of examinations under Schedule 7 of TACT 2000 in Great Britain decreased by 22% to 16,919 examinations, continuing the recent downward trend

2 Introduction

2.1 National Statistics status

This publication has been assessed by the United Kingdom Statistics Authority (UKSA) and, as a result, the UKSA designated these as National Statistics in May 2016. This means that these statistics meet the highest standards of trustworthiness, impartiality, quality and public value, and are fully compliant with the Code of Practice for Official Statistics. As part of the assessment process, the Home Office has reviewed and improved the [user guide](#) that accompanies this release. This now contains more details about the strengths and limitations of the various datasets within the publication, as well as the steps taken to engage with users. Further details on the assessment process can be found on the [UKSA website](#).

2.2 Overview

This release covers the use of police powers under terrorism and terrorism-related legislation in Great Britain on a quarterly basis up to the year ending 30 September 2017. This release covers activities made following the terrorist attacks on Westminster Bridge and Westminster Palace (22 March 2017), arrests in connection to the terrorist attack in Manchester (22 May 2017), the London Bridge attack (3 June 2017), the Finsbury Park Mosque attack (19 June 2017) and the Parsons Green attack (15 September 2017).

The **Arrests and outcomes** section uses data provided by the National Counter Terrorism Police Operations Centre (NCTPOC) and includes statistics for **Great Britain** on:

- arrests for terrorism-related offences and outcomes (such as charges and convictions) following arrests
- the legislation used to bring charges and convictions
- gender, age, ethnicity and nationality of those arrested, charged and convicted

The **Court proceedings** section uses data from the Crown Prosecution Service (CPS) and includes statistics for **England and Wales** on:

- the number of persons proceeded against by CPS for terrorism-related activity
- the legislation under which persons have been prosecuted and convicted
- the sentence length of those convicted for terrorism-related offences

The **Terrorist and prisoners** section uses data from Her Majesty's Prison and Probation Service (HMPPS) and the Scottish Prison Service (SPS), and includes statistics for **Great Britain** on:

- the number and ideology of persons in custody for terrorism-related offences
- the ethnicity, nationality and religion of those in custody
- the number of persons released from custody by sentence length

Previously, the Home Office published figures on both terrorist prisoners and domestic extremist/separatist prisoners. However, following feedback from data providers at HMPPS, it was decided that prisoners categorised as 'domestic extremist/separatist' prisoners would be counted within the 'TACT/TACT-related' cohort, where the threshold for this is met. This was to remove the previous subjectivity around the categorisation of domestic extremist prisoners. Furthermore, this section now also includes the 'ideology' of prisoners.

The **Other police powers under the Terrorism Act 2000** section uses data provided by MPS and the National Counter Terrorism Policing Headquarters (NCTPHQ), and includes statistics on:

- the number of stops and searches carried out by MPS under s.43 of TACT 2000

- the number of stops and searches carried out by police under s.47a of TACT 2000
- the number of examinations and subsequent detentions made in Great Britain under Schedule 7 to TACT 2000
- data on goods examinations, strip searches and postponement of questioning refusals under Schedule 7 to TACT 2000

The [user guide](#) provides further details on this release. It includes details on the strengths and limitations of the datasets, as well as the quality assurance processes involved in ensuring that the data meet the highest possible standard. It also includes a summary of the criminal justice process, a glossary of terms used in the publication, and more detailed information about the legislation and categories mentioned in this release.

A flow chart summarising the **Arrests and outcomes** section of this release can be found in [Annex A](#).

2.3 Future releases

The information published in the quarterly 'Operation of police powers under the Terrorism Act 2000' statistics is kept under review, taking into account the needs of users, and burdens on suppliers and producers, in line with the Code of Practice for Official Statistics. If you have any comments, suggestions or enquiries, please contact the team via email using:

CrimeandPoliceStats@homeoffice.gsi.gov.uk.

2.4 Revisions

The figures presented in this bulletin are correct at the time of publication and may include revisions submitted for previous editions of this release.

3 Arrests and outcomes

3.1 Introduction

This section presents statistics on the number of persons arrested by the police in Great Britain where there is suspicion of involvement in a terrorism-related offence, either at the time of arrest or at a subsequent point in the investigation. In some cases, evidence may emerge after an arrest for a terrorism-related offence that suggests a suspect does not have links to terrorist activity, but has committed a non-terrorism-related offence. These cases are included in the data as non-terrorism-related charges and/or convictions.

Outcomes following arrests for terrorism-related offences are also included in the statistics, which show the number of arrests that led to a charge or prosecution as well as other outcomes. Demographic information about those arrested, charged and convicted is also provided in this section. All data in this section are based on the date of arrest. This allows users to see the outcomes of all of the arrests in a specific period (such as how many led to a charge and conviction).

As cases progress over time, figures are likely to change. This is particularly relevant for more recent time periods where a larger number of cases will be incomplete ('released on bail' or 'awaiting prosecution'). While the effect on the arrests total should be minimal, the number of charges and convictions will be lower for more recent quarters as a greater number of cases have not yet reached the point of charge or conviction. Figures for these quarters will increase in future publications as more cases are completed.

Data are provided to the Home Office by NCTPOC and are taken from a live database. This section includes quarterly breakdowns of the data from the 9 quarters to 30 September 2017, as well as totals since 11 September 2001 (when the data collection began). The data are correct as at the time of provision to the Home Office (6 November 2017).

A flow chart summarising this section is included in [Annex A](#). This follows individuals from the point of arrest through to charge (or other outcome) and prosecution. [Data tables A.01 to A.13](#) include data on arrests and outcomes. [Annual tables](#), which breakdown the data by rolling years to September, are also provided alongside this release.

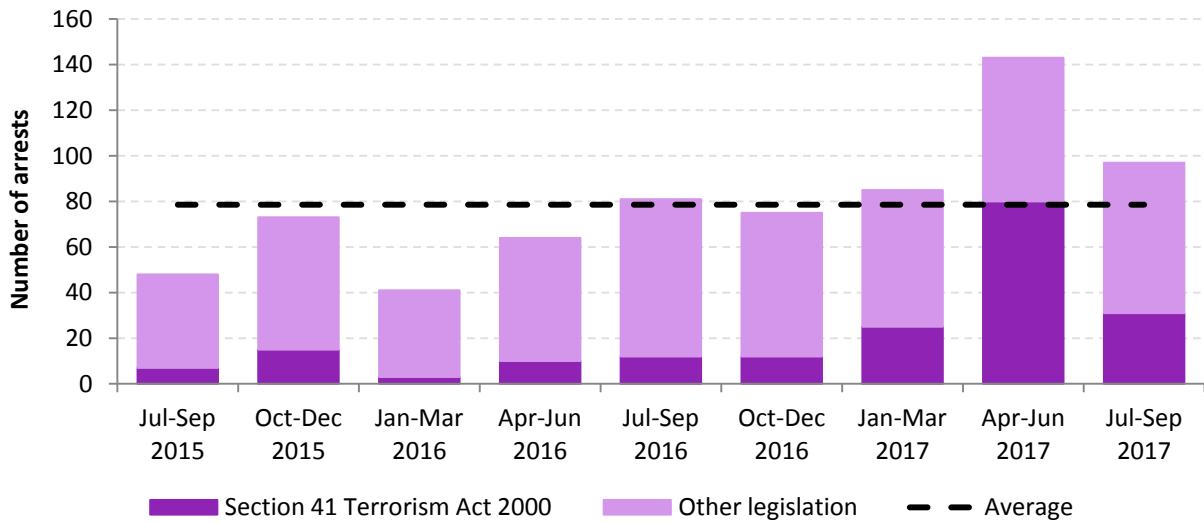
3.2 Arrests

In the year ending 30 September 2017, there were 400 arrests for terrorism-related offences in Great Britain, an increase of 54% compared with the 259 arrests in the previous year (Figures 3.1 and 3.2). This increase is partly due to a large number of arrests being made following terrorist attacks in London and Manchester. In the year ending 30 September 2017, there were:

- 12 arrests made in connection with the attack on Westminster Bridge and Westminster Palace (22 March 2017)
- 23 arrests in connection to the terrorist attack in Manchester (22 May 2017)
- 21 arrests in connection to the London Bridge attack (3 June 2017)
- 1 arrest made in connection to the Finsbury Park Mosque attack (19 June 2017)
- 7 arrests in connection with the Parsons Green attack (15 September 2017)

As a result, the number of arrests in the year to 30 September 2017 was the highest since the data collection began (Figure 3.2).

Figure 3.1: Arrests for terrorism-related offences, by legislation, 9 quarters to 30 September 2017, Great Britain^{1,2}

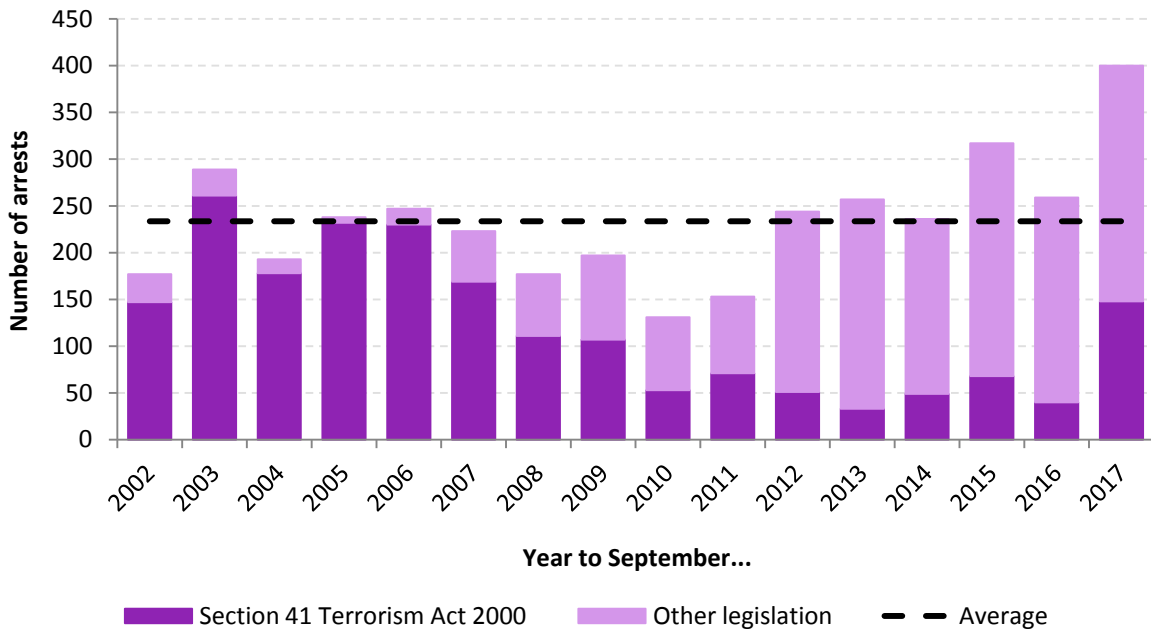


Source: NCTPOC (see [data table A.01](#))

Notes:

1. 'Other legislation' includes arrests under non-terrorism legislation, such as the Police and Criminal Evidence Act 1984.
2. Includes arrests that are considered by the NCTPOC to be terrorism-related, either at the time of arrest or at a subsequent point in the investigation. In some cases, a link to terrorism may not be substantiated but the arrests will be recorded in these statistics.

Figure 3.2: Arrests for terrorism-related offences, by legislation, years ending 30 September 2002 to 30 September 2017, Great Britain^{1,2,3}



Source: NCTPOC (see [data table A.01](#))

Notes:

1. Figures for the year ending 30 September 2002 include data from 11 September 2001 onwards.
2. 'Other legislation' includes arrests under non-terrorism legislation, such as the Police and Criminal Evidence Act 1984.
3. Includes arrests that are considered by the NCTPOC to be terrorism-related, either at the time of arrest or at a subsequent point in the investigation. In some cases, a link to terrorism may not be substantiated but the arrests will be recorded in these statistics.

3.3 Pre-charge detention under section 41 of the Terrorism Act 2000

Once a suspect has been arrested by the police, they may be held for a specified period of time before being charged, giving the police time to investigate and gather evidence related to potential terrorism offences. The current maximum period of detention under s.41 of TACT 2000 is 14 days (reduced from 28 days on 25 January 2011), compared with a maximum of 4 days under standard arrest powers. Further details of the legislation can be found in the [user guide](#).

There were 148 detentions under s.41 of TACT 2000 in the year ending 30 September 2017, over 3 times as many as the 40 detentions in the previous year, partly down to the arrests following the attacks in London and Manchester. This was the highest number since the year ending 30 September 2007, when there were 169 detentions under s.41 of TACT 2000. Of the 148 detentions in the latest year, 51 led to a charge (34%).

Further details on the length and outcomes of detentions under s.41 of TACT 2000 can be found in [data table A.02](#).

3.4 Charges

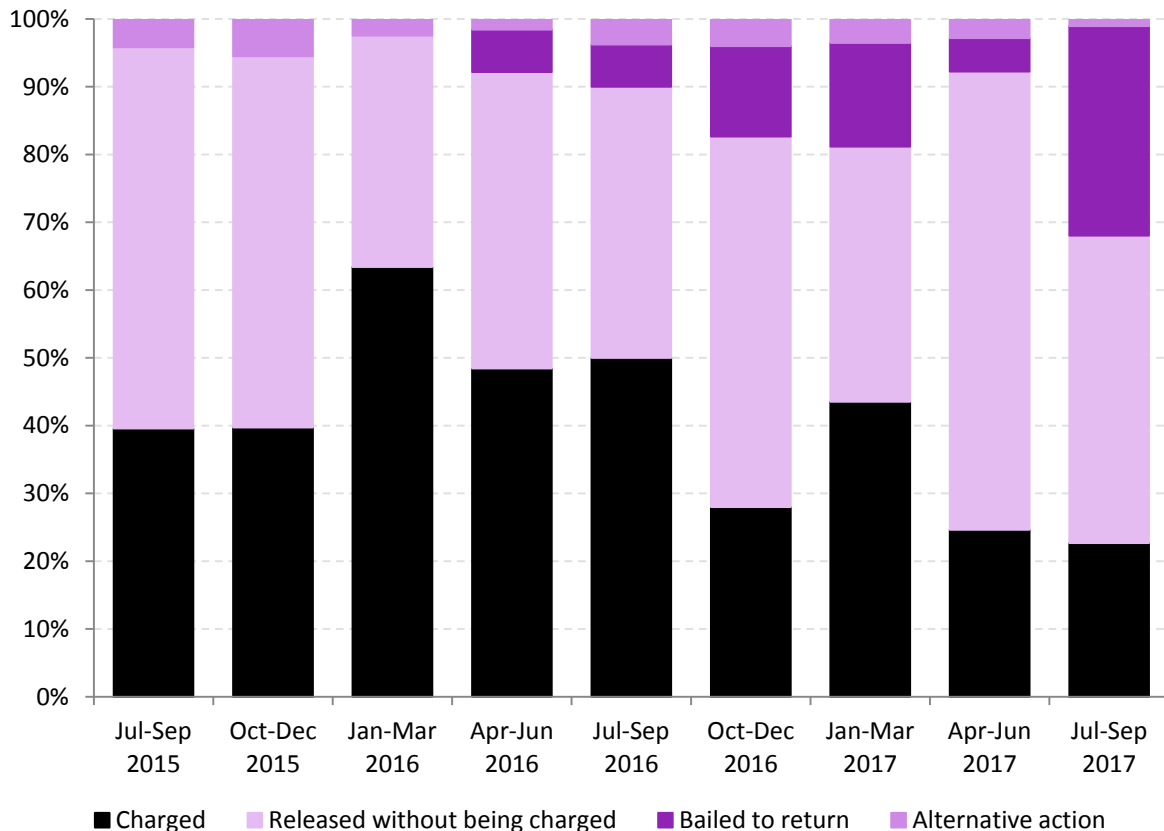
In line with the normal procedures for criminal justice statistics, each suspect has been classified in terms of a single principal offence. When a person is charged or prosecuted for multiple offences at the same time, the principal offence rule only counts the most serious offence – usually the one that carries the highest penalty. This is to ensure the statistics count the number of individuals charged rather than the total number of charges. More detailed information on the principal offence rule used in this release can be found in the accompanying [user guide](#). Further details of the legislation under which persons have been charged following an arrest for a terrorism-related offence can be found in [data tables A.05a-c](#).

Of the 400 arrests for terrorism-related offences in the year ending 30 September 2017:

- 115 (29%) resulted in a charge, of which 97 (84%) were charged with terrorism-related offences
- 213 (53%) were released without charge
- 60 (15%) persons were released on bail pending further investigation
- 11 (3%) faced alternative action
- 1 case was pending at the time of data provision

A number of cases in the year ending 30 September 2017 were incomplete or the person has been released on bail pending further investigation. Given that these cases will eventually lead to a charge, release, or alternative action, charge rates will change over time. For this reason, the charge rate in more recent years/quarters is likely to be lower than older years/quarters. Until all cases in a given period are complete, caution should be taken when comparing charge rates over time.

Figure 3.3: Charging outcomes following an arrest for terrorism-related offences, 9 quarters to 30 September 2017, Great Britain^{1,2}



Source: NCTPOC (see [data table A.03](#))

Notes:

1. 'Alternative action' includes cautions for non-TACT 2000 offences, detentions under the Mental Health Act, recall to prison etc.
2. 'Bailed to return' includes those released on bail pending further investigation, and those who have absconded from bail.

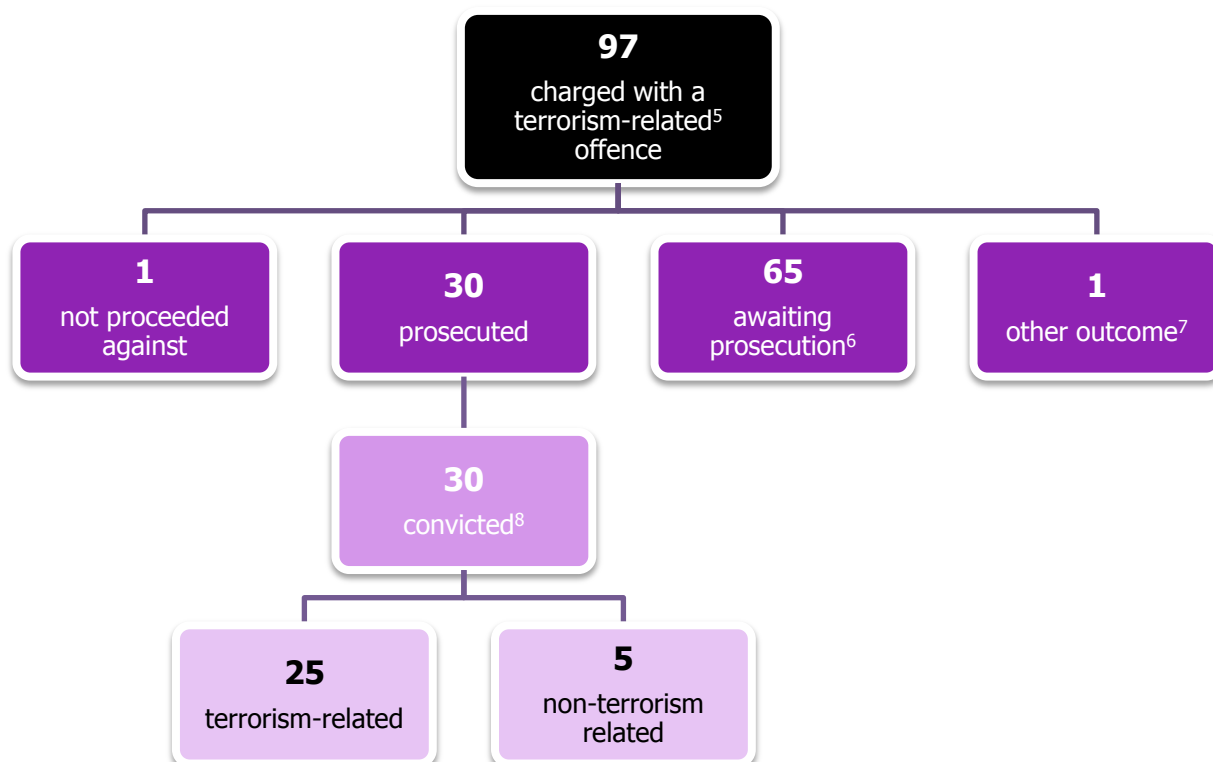
3.5 Prosecutions

As with the data on charges, prosecutions data are also based on the principle offence rule. Where an individual is prosecuted for more than one offence at a time, they are classified in terms of a single offence – usually the most serious.

Of the 97 persons charged with a terrorism-related offence in the year ending 30 September 2017, 30 had been prosecuted (as at the time of data provision to the Home Office, 6 November 2017), all of whom were convicted. A further 65 were awaiting prosecution. Figure 3.4 shows the outcomes following a charge for a terrorism-related offence.

Further details of the specific legislation under which persons have been convicted following a charge for a terrorism-related offence can be found in [data tables A.08a-c](#).

Figure 3.4: Outcomes following a charge for a terrorism-related offence, year ending 30 September 2017^{1,2,3,4}, Great Britain



Source: NCTPOC (see [data table A.06c](#))

Notes:

1. Based on the time of arrest.
2. A more detailed flow chart can be found in [Annex A](#).
3. Data presented are based on the latest position with each case as at the date of data provision from NCTPOC (6 November 2017).
4. The chart does not include outcomes following non-terrorism-related charges.
5. Terrorism-related charges and convictions include some charges and convictions under non-terrorism legislation, where the offence is considered to be terrorism-related.
6. Cases that are 'awaiting prosecution' are not yet complete. As time passes, these cases will eventually lead to a prosecution, 'other' outcome, or it may be decided that the individual will not be proceeded against.
7. 'Other outcome' includes other cases/outcomes such as cautions, transfers to Immigration Enforcement Agencies, the offender being circulated as wanted and extraditions.
8. Excludes convictions that were later quashed on appeal.

3.6 Demographics of persons arrested

This section contains statistics on the number of persons arrested by different demographic characteristics, as well as terrorist categorisation. It includes data on:

- gender
- age
- ethnic appearance
- nationality
- terrorist category

Gender

In the year ending 30 September 2017, 58 (15%) of the arrests were females, the highest number arrested in any year since the data collection began. This is up 3 percentage points on the previous year when 29 of the 259 (11%) arrests were of females, continuing the upward trend in the proportion of females arrested in recent years.

Age

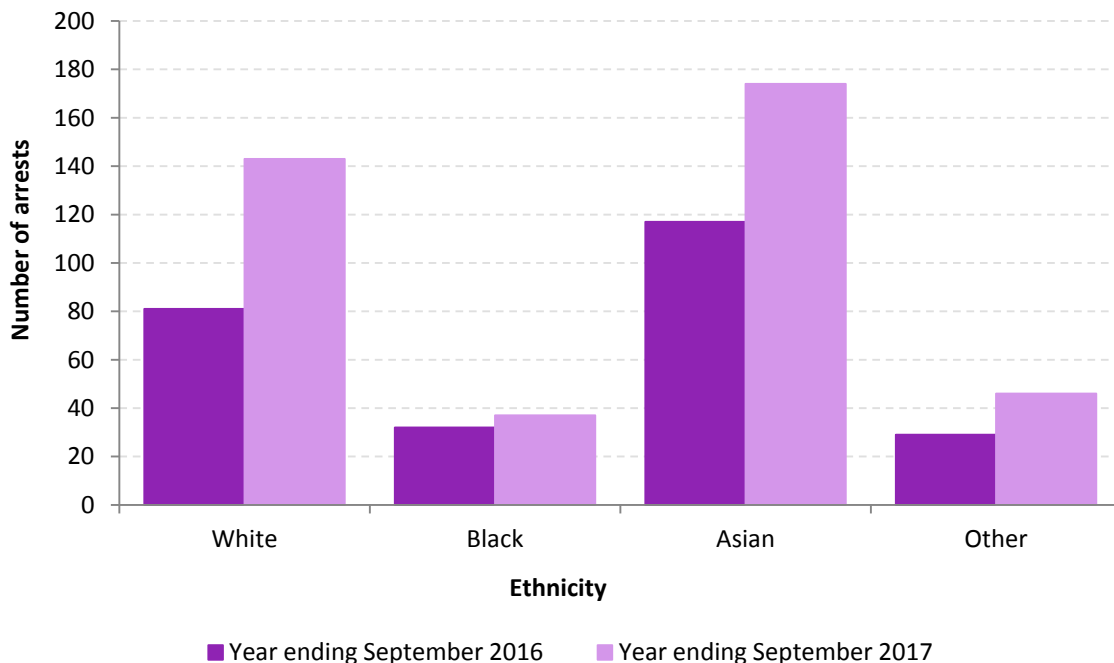
In the year ending 30 September 2017, there were increases in the number of arrests across all age groups compared with the previous year. As in the previous year, the 30 and over age group accounted for the most arrests (49%).

Ethnic appearance

There were also increases in the number of arrests for terrorism-related offences across all ethnic groups in the year ending 30 September 2017. The largest increase was seen for those of White ethnic appearance, which increased by 77% since the previous year (from 81 arrests to 143 arrests).

The Asian ethnicity group saw the largest number of arrests (174), accounting for 44% of arrests, down 1 percentage point on the previous year. The White ethnicity group accounted for 36% of all arrests in the year ending 30 September 2017, compared with 32% in the previous year.

Figure 3.5: Ethnic appearance¹ of persons arrested for terrorism-related offences, year ending 30 September 2017 compared with year ending 30 September 2016



Source: NCTPOC (see [data table A.11](#))

Notes:

1. As recorded by the police at time of arrest.

Nationality

Of those arrested in the year ending 30 September 2017, 69% considered themselves to be of British or British dual nationality, down 3 percentage points on the previous year. Since 11 September 2001 (when the data collection began), 58% of those arrested considered themselves to be of British or British dual nationality.

4 Court proceedings

4.1 Introduction

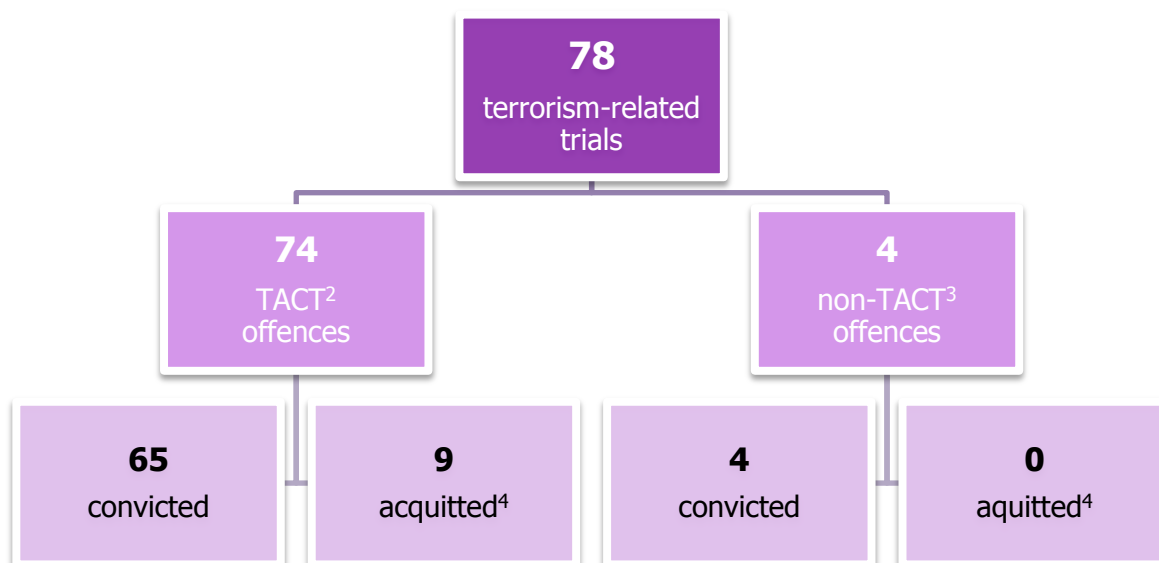
This section presents statistics on prosecutions for terrorism-related offences in England and Wales. It provides data on the number of persons prosecuted and convicted, including information on the legislation against which they were prosecuted. It also provides information on the length and type of sentence that each defendant received. Data in this section are based on the trial completion date and are not directly comparable to the prosecutions data in Section 3, Arrests and outcomes.

Data are provided to the Home Office by the Crown Prosecution Service Counter Terrorism Division (CPS CTD). The data cover terrorism-related court cases that were completed in the 9 quarters up to 30 September 2017. [Annual tables](#), which break down the data by rolling years to 30 September, are also provided alongside this release.

4.2 Court proceedings

In the year ending 30 September 2017, 78 trials were completed by CPS CTD for terrorism-related offences, an increase of 16% from the 67 trials completed in the previous year. Of the 78 persons proceeded against, 69 (88%) were convicted. In the remaining 9 cases the defendant was acquitted.

Figure 4.1: Outcome of terrorism-related trials under TACT and non-TACT legislation, year ending 30 September 2017, England and Wales¹



Source: CPS CTD (see [data tables C.01-C.03](#))

Notes:

1. Based on the principle offence for which the defendant was prosecuted against.
2. TACT offences include offences specifically under terrorism legislation.
3. Non-TACT offences include offences under other legislation.
4. Can include trials ending in a hung jury, or where the prosecution offered no evidence.

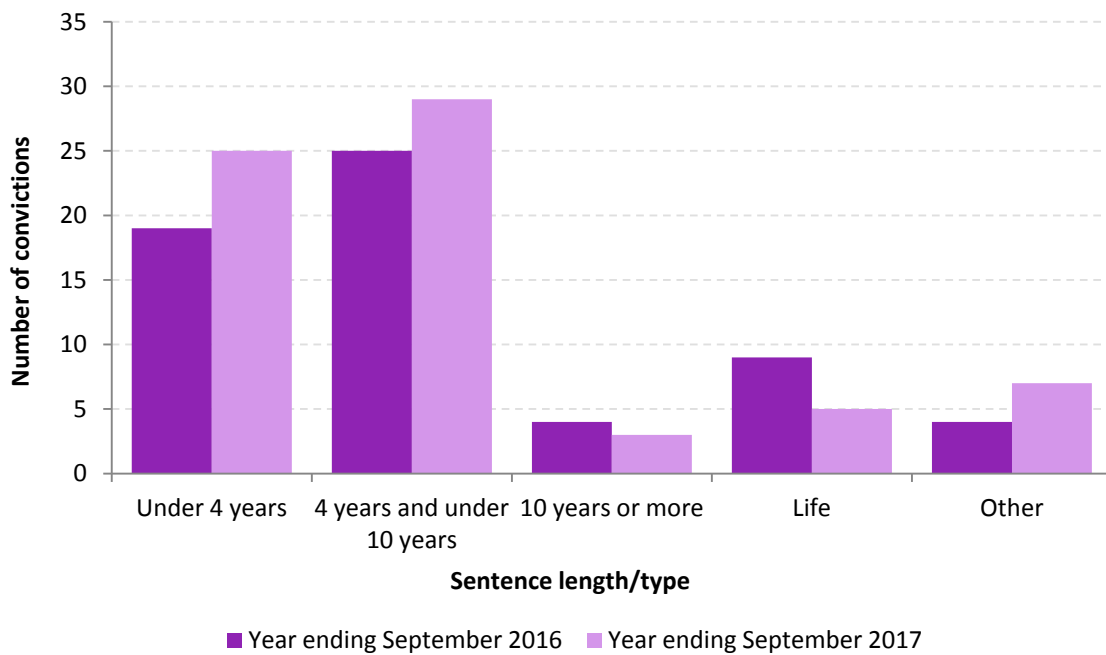
4.3 Sentencing

The most common sentence length in the year ending 30 September 2017 was between 4 and 10 years, accounting for 42% of sentences (29 of 69 convictions), similar to the previous year (Figure 4.2). This was followed by those receiving sentence lengths of under 4 years (25), which accounted for 36% of sentences. There was a decrease in the proportion of individuals receiving life sentences

from 15% (9) in the previous year to 7% (5) in the year ending 30 September 2017. There has been an increase in the proportion of non-custodial sentences, from 5% (3) in the previous year to 9% (6) in the latest year. There was also a rise in the proportion of individuals receiving sentences of less than a year, from 0 in the previous year to 6% (4) in the latest year.

Of the 69 persons convicted of terrorism-related offences in the year ending 30 September 2017, 37 (54%) pleaded guilty and 32 (46%) entered a not-guilty plea. In the previous year, 21 of the 61 persons convicted (34%) entered a guilty plea.

Figure 4.2: Sentence length for persons convicted for terrorism-related offences, year ending 30 September 2017 compared with year ending 30 September 2016, England and Wales^{1,2}



Source: CPS CTD (see [data table C.04](#))

Notes:

1. Based on the trial completion date.
2. The 'Other' category includes hospital orders and non-custodial sentences.

5 Terrorist prisoners

5.1 Introduction

Statistics presented in this section give information on the number of persons in custody for terrorism-related offences in Great Britain. It includes breakdowns of the ethnicity, nationality, ideology and religion of prisoners at a given time.

Previously, the Home Office published figures on both terrorist prisoners and domestic extremist/separatist prisoners. However, following feedback from data providers at HMPPS, it was decided that prisoners categorised as 'domestic extremist/separatist' prisoners would be counted within the 'TACT/TACT-related' cohort, where the threshold for this is met. This was to remove the previous subjectivity around the categorisation of domestic extremist prisoners.

Data on the number of terrorist prisoners released from custody are also available in this section.

Data are provided to the Home Office by HMPPS and SPS. The data give information about the prison population at the end of each of the 9 quarters to 30 September 2017. [Annual tables](#), which breakdown the data as at 30 September each year, are also provided alongside this release.

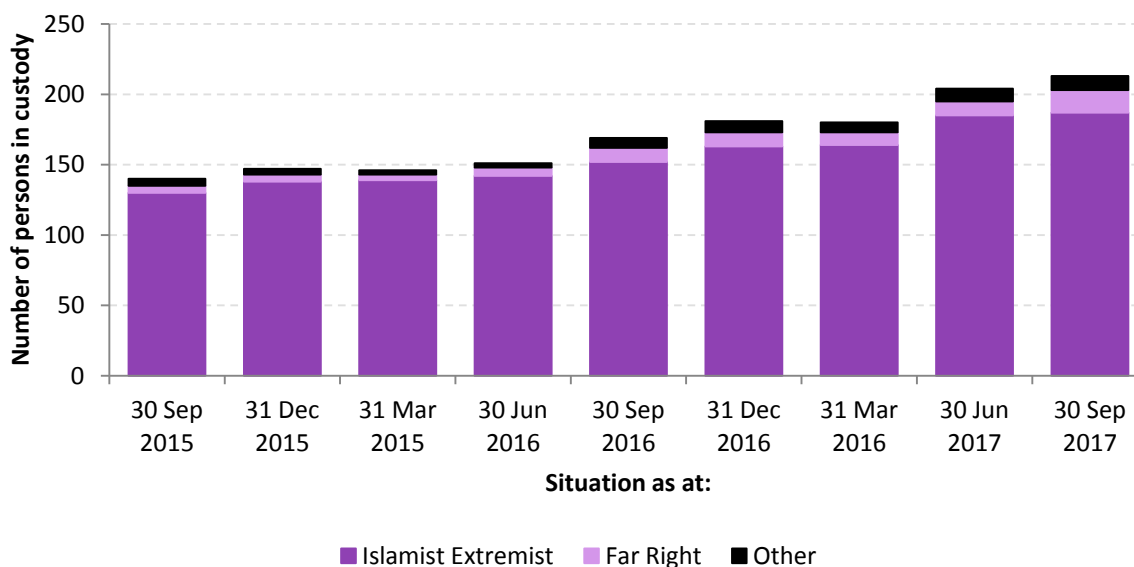
Data on the number of prisoners released are also provided and cover the 8 quarters up to 30 June 2017 (figures as at 30 September 2017 are not yet available from HMPPS). These figures will form a subset of the prison releases statistics which will be published by the Ministry of Justice in their [Offender management statistics quarterly](#) release in January 2018.

5.2 Persons in custody

The number of persons in custody for terrorism-related offences has been rising. As at 30 September 2017, there were 213 persons in custody in Great Britain, an increase of 44 (26%) on the 169 persons in custody as at 30 September 2016.

Of those in custody as at 30 September 2017, the majority (88%) held Islamist extremist views, a further 8% held far right-wing ideologies and 5% held beliefs related to other ideologies. There have been steady increases in the number of terrorist prisoners across all ideologies in recent quarters.

Figure 5.1: Number of persons in custody for terrorism-related offences, by ideology, Great Britain^{1,2,3,4}



Source: HMPPS and SPS (see [data table P.01](#))

Notes:

1. The [HMG Prevent Strategy](#) defines an ideology as a set of beliefs. An ideologue is a proponent as well as an adherent of an ideology.
2. 'Islamist extremist' refers to prisoners from Islamic proscribed groups who advocate, justify or glorify acts of violence (especially against civilians) or other illegal conduct to achieve fundamental changes to society.
3. 'Far right' refers to individuals from politically far right-wing proscribed groups such as National Action which became the first extreme right-wing group to be proscribed as a terrorist organisation in December 2016.
4. 'Other' refers to individuals from proscribed groups not categorised as 'Islamist extremist' or 'far right-wing'.

Of those in custody as at 30 September 2017, the majority (77%) had been convicted. The remaining 23% were being held on remand (held in custody until a later date when a trial or sentencing hearing will take place).

5.3 Persons released from custody

A total of 49 prisoners held for terrorism-related offences were released from custody in Great Britain in the year ending 30 June 2017.¹ Of these, 36 (73%) were persons discharged from custody after serving sentences, many of whom will have been released subject to meeting certain licence conditions.

Of those released from custody, 24 of the 49 had sentences of less than 4 years. A further 13 were not sentenced, which includes a number of persons held on remand prior to a charge or conviction.

For more details on releases from custody, see the [user guide](#).

¹ Figures as at 30 September 2017 are not yet available from HMPPS.

6 Other police powers under the Terrorism Act 2000

6.1 Introduction

This section presents statistics on the use of stop and search powers available to the police under TACT 2000. It includes data on the number of stops and searches, and resultant arrests, carried out under s.43 of TACT 2000 (MPS only) and s.47A of TACT 2000 (all police forces). It also contains data on the use of powers under Schedule 7 to TACT 2000 in Great Britain. This includes the number of examinations, resultant detentions, sea and air freight examinations, strip searches, and the number of times postponement of questioning was refused.

Data on s.47a stop and search are provided to the Home Office by police forces, and data on s.43 stop and search are currently provided by MPS only. Data on Schedule 7 are provided to the Home Office by NCTPHQ. This section covers the use of these powers in each of the last 9 quarters up to 30 September 2017. [Annual tables](#), which breakdown the data by rolling years to 30 September, are also provided alongside this release.

Following the Parsons Green attack, on 15 September 2017, the police used the power of stop and search under s.47a of TACT 2000 (previously s.44) for the first time. This power allows the police to exercise stop and searches when there is reasonable suspicion an act of terrorism will take place, and only when such powers are considered necessary to prevent such an act taking place. This must be authorised by a senior officer, at least the rank of Assistant Chief Constable, and the area and duration of the authorisation must be no greater than is necessary to prevent such an act. These powers were used in September, the first they have been used in Great Britain since the legislation was formally amended in 2011 to significantly raise the threshold for authorisation of the power. Following the attack on Parsons Green, four forces authorised the use of these powers; British Transport Police, City of London Police, North Yorkshire Police and West Yorkshire Police.

Further details on the use of s47a can be found in the [code of practice](#) for the exercise of stop and search powers.

6.2 Stop and search under the Terrorism Act 2000

Section 43 of TACT 2000 allows a constable to stop and search a person whom he/she reasonably suspects to be involved in terrorist activity. As many forces are unable to separate s.43 TACT stops and searches from other stops and searches, this section includes data from MPS only and excludes 'vehicle only' stops and searches.

In the year ending 30 September 2017, 726 persons were stopped and searched by MPS under s.43 of TACT 2000. This represents an increase of 27% on the previous year's total of 571. This is driven by a particularly high number of stops and searches (288 and 216) in the 2 latest quarters (April to June 2017, and July to September 2017) (Figure 6.1), and is the highest number of searches in a year since the year ending 30 September 2011 when 1,210 persons were stopped under s.43 of TACT 2000.

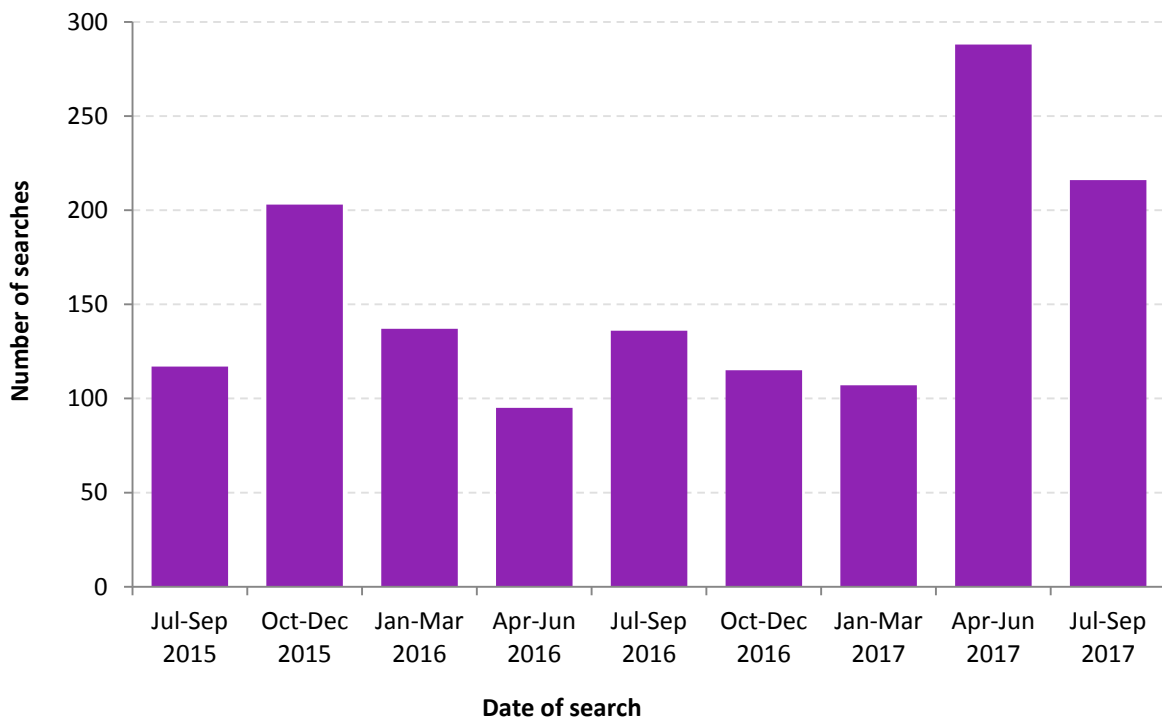
The year ending 30 September 2017 has seen the number of resultant arrests remain the same (60) compared with the previous year. This has led to a decrease in the arrest rate to 8% in the year ending 30 September 2017 from 11% in the previous year.

Details on the overall use of stop and search in England and Wales up to the year ending 31 March 2017 can be found in the Home Office [Police powers and procedures, England and Wales](#) statistical release. The MPS also publishes [monthly reports](#) on the wider use of stop and search within the force.

The number of stops increased across most ethnic groups in the year ending 30 September 2017 compared with the previous year, with the largest increases (in percentage terms) seen amongst those who considered themselves to be:

- ‘Black or Black British’ up 55%, from 66 up to 102.
- followed by those who self-defined as ‘White’ up 41%, from 155 up to 219
- those who identified as ‘Asian or Asian British’ up 34%, from 149 up to 200
- those who identified as ‘Mixed’ up 29%, from 24 up to 31
- the ‘Chinese or Other’ ethnic group was the only group to see falls in the number of stops, a decrease of 19%, from 64 down to 52.

Figure 6.1: Stop and searches¹ under s.43 of TACT 2000, 9 quarters to 30 September 2017, MPS



Source: MPS (see [data table S.01](#))

Notes:

1. Excludes ‘vehicle only’ searches.

Following the attack on Parsons Green in September 2017, the authorisation of the power of stop and search under s.47a of TACT 2000 was used for the first time in Great Britain since the threshold for authorisation of this power was raised in 2011. Four forces authorised the use of the power:

- British Transport Police conducted 126 stops, resulting in 4 arrests
- North Yorkshire Police conducted 1 stop, resulting in 0 arrests
- West Yorkshire Police conducted 1 stop, resulting in 0 arrests

- City of London Police conducted 0 stops, resulting in 0 arrests

6.3 Schedule 7 to TACT 2000

Under Schedule 7 to TACT 2000, an examining office has a number of powers, the uses of which are covered in this section. These include:

- examinations of persons and resultant detentions
- goods examinations
- strip searches
- refusals to postpone questioning

Examinations and resultant detentions

An examining officer may stop and question individuals entering and leaving the country through ports, airports, international rail stations and the border area. When necessary they may also detain and search individuals. The aim is to determine whether that person appears to be someone who is or has been concerned in the commission, preparation or instigation of acts of terrorism.

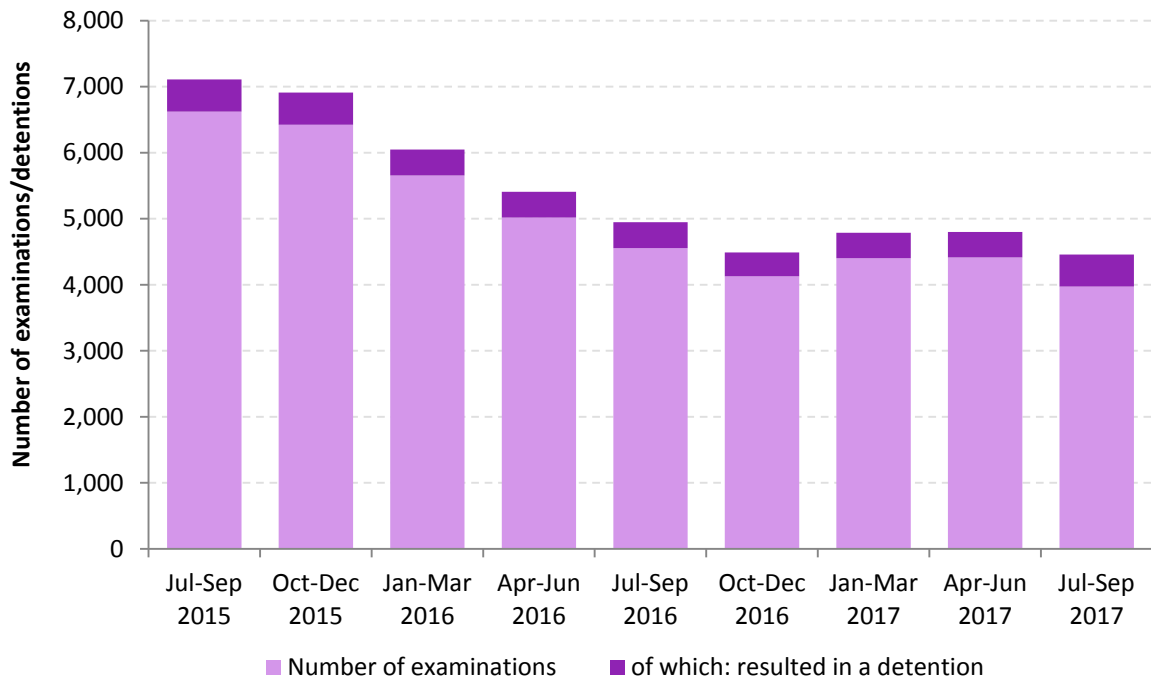
In the year ending 30 September 2017, a total of 16,919 persons were examined under this power in Great Britain, a fall of 22% compared with the previous year, and a fall of 73% since the data were first collected in the year ending 30 September 2012, when 61,711 persons were examined under Schedule 7. Over the past 6 years we have seen average year on year falls of 23%.

Of these 16,919 examinations (excluding those where ethnicity was not stated):

- 34% were 'White'
- 32% were 'Asian or Asian British'
- 22% were 'Chinese or other'
- 9% were 'Black or Black British'
- 4% were 'Mixed'

In the year ending 30 September 2017, the number of detentions following examination decreased by 3% to 1,615 from 1,665 in the previous year. The Anti-social Behaviour, Crime and Policing Act 2014, which came into effect in October 2014, amended the powers under Schedule 7 to TACT 2000 to ensure that a mandatory detention takes place where an examination lasts for longer than 1 hour. The rate of detention following an examination in the year ending 30 September 2017 was 10%, up from 8% in the previous year. This continues the upward trend in the rate of detention following examinations in recent years. The year ending 30 September 2017 saw the highest detention rate since the data collection began.

Figure 6.2: Number of Schedule 7 to TACT 2000 examinations¹ and resultant detentions, 9 quarters to 30 September 2017, Great Britain



Source: NCTPHQ (see [data table S.04](#))

Notes:

1. Excludes examinations of unaccompanied freight.

6.4 Other powers under Schedule 7 to TACT 2000

The following section includes information on a number of additional powers under Schedule 7 to TACT 2000. This includes:

- goods examinations (sea and air freight)
- strip searches
- postponement of questioning refusals

Data on these powers have been collected by the Home Office since April 2015. Details on each of these powers can be found in the [user guide](#).

In the year ending 30 September 2017:

- a total of 2,140 air freight and 7,430 sea freight examinations were conducted in Great Britain
- 5 strip searches were carried out under the power
- postponement of questioning (usually to enable an individual to consult a solicitor) was refused on one occasion

Statistical Bulletins are prepared by staff in Home Office Statistics under the National Statistics Code of Practice and can be downloaded from GOV.UK:

<https://www.gov.uk/government/organisations/home-office/about/statistics>

ISBN: 978-1-78655-588-5

ISSN: 1759-7005



© Crown copyright 2017

This publication is licensed under the terms of the Open Government Licence v3.0 except where otherwise stated. To view this licence, visit nationalarchives.gov.uk/doc/open-government-licence/version/3 or write to the Information Policy Team, The National Archives, Kew, London TW9 4DU, or email: psi@nationalarchives.gsi.gov.uk.

Where we have identified any third party copyright information you will need to obtain permission from the copyright holders concerned.