

CRC Energy Efficiency Scheme

How to Surrender Allowances

How to Surrender Allowances

Home

CRC Energy Efficiency Scheme

My Profile

View or modify your profile

- ▶ Appoint/Remove An Agent
- ▶ Request Identity Check For One Time Passcodes
- ▶ Request Activation Code For One Time Passcodes
- ▶ Activate Mobile Phone For One Time Passcodes

More...

Contacts

Manage the contacts for your registration. If you are a participant then can assign the roles for each phase you are registered in by selecting the appropriate phase.

- ▶ Manage Contact List

Phase

Manage your involvement in a CRC Phase.

- ▶ Phase 2
- ▶ Phase 1

Allowances

Manage your allowances.

- ▶ Account Summary
- ▶ Notice Board
- ▶ Transfer Allowances

Also in this section

Emissions Calculator


Use the emissions calculator to work out your carbon dioxide emissions.

Please note: To surrender allowances you should have already:

- Ordered your allowances;
- Paid for you allowances; and
- Had the allowances allocated to your account by us (all contacts will receive an email notification when this occurs).

To surrender your allowances once they have been allocated by the CRC team click on 'Phase 2'

How to Surrender Allowances

Home 

CRC Energy Efficiency Scheme ▼

Phase ▼

Phase 2 ▶

- ▶ Registration
- ▶ Compliance Obligations

Phase 2

Manage your involvement in CRC phase 2.

Registration

Manage your registration.

- ▶ Assign Contact Roles
- ▶ Inform Of Designated Change
- ▶ Change Primary Member/Compliance Account Holder
- ▶ Change Parent and/or Participant Equivalent(s) details

More...

Compliance Obligations

Manage your Compliance Obligations.

- ▶ Submit Annual Report
- ▶ Surrender Allowances
- ▶ Commitment Statements

In the Phase 2 menu screen select the 'Surrender Allowances' option.

How to Surrender Allowances

Home

CRC Energy Efficiency Scheme

Phase

Phase 2

Compliance Obligations

Surrender Allowances

Select Commitment Year

Required fields are marked with *

Select Commitment Year

Select the commitment year that you wish to surrender allowances for.

Commitment Year *

Cancel Next

Select which commitment year you wish to surrender allowances for. The commitment year refers to the reporting year. During the period September and October you will only be offered the commitment year that has just passed.

If you wish to surrender for other commitment years this will have to be done at another time.

How to Surrender Allowances

Home

CRC Energy Efficiency Scheme

Phase

Phase 1

Compliance Obligations

Surrender Allowances

Select Allowances To Surrender

Remaining Performance Commitment

Your remaining performance commitment for 2012/2013 is 54 tonnes of CO₂.

Select Allowances

Select the allowances that you wish to surrender.

Valid for period	Sale Window Category	Number of allowances held	Number to surrender
Phase 1	Buy to Comply	100	60

Total number of allowances held: 100

Cancel Previous Next

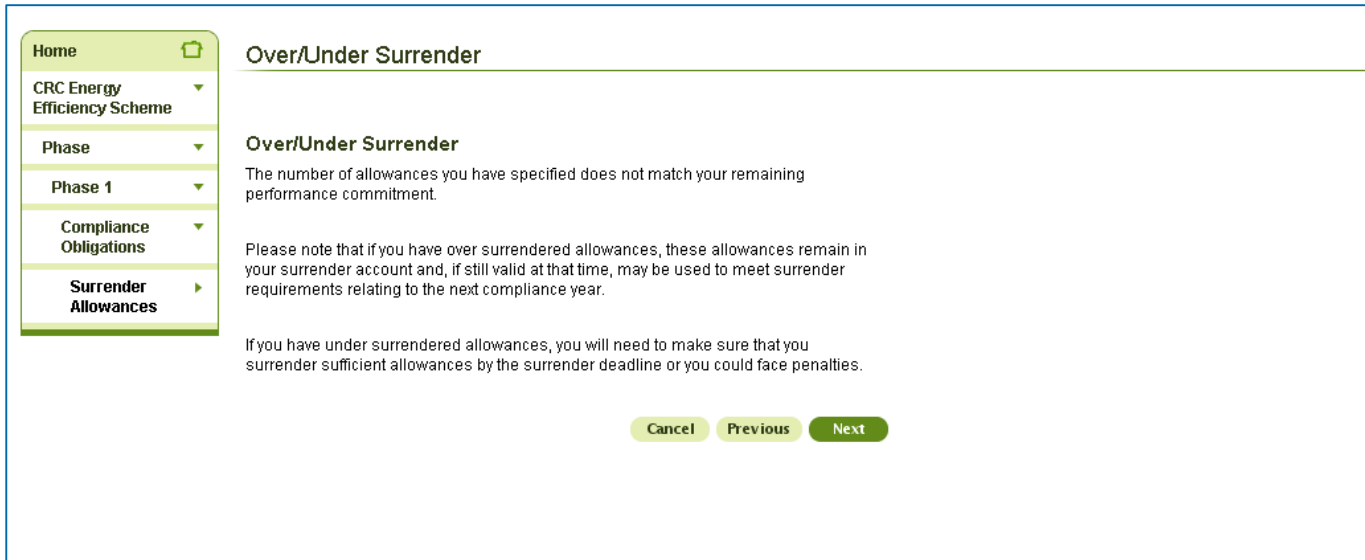
The figure shown here tells you how many allowances you need to surrender by the surrender deadline to ensure compliance

This screen shows the number of allowances you hold.

Allowances purchased in Phase 2 will be valid for the full phase. Therefore, 2018/19 is the last year against which your Phase 2 allowances can be surrendered.

In the relevant boxes enter how many allowances you wish to surrender then click 'Next'.

How to Surrender Allowances



The screenshot shows a web interface with a left-hand navigation menu and a main content area. The navigation menu includes: Home (with a house icon), CRC Energy Efficiency Scheme (with a dropdown arrow), Phase (with a dropdown arrow), Phase 1 (with a dropdown arrow), Compliance Obligations (with a dropdown arrow), and Surrender Allowances (with a right-pointing arrow). The main content area is titled 'Over/Under Surrender' and contains the following text:

Over/Under Surrender

The number of allowances you have specified does not match your remaining performance commitment.


Please note that if you have over surrendered allowances, these allowances remain in your surrender account and, if still valid at that time, may be used to meet surrender requirements relating to the next compliance year.

If you have under surrendered allowances, you will need to make sure that you surrender sufficient allowances by the surrender deadline or you could face penalties.

At the bottom of the main content area, there are three buttons: 'Cancel', 'Previous', and 'Next'.

This screen will be seen if you under or over surrender allowances. If you over surrender allowances in one year, they will automatically be used against your next year's CRC emissions, however they won't be carried over to the next phase. If you have under surrendered then you should surrender more allowances by the surrender deadline. If you do not have sufficient allowances to surrender please contact : CRC_Enforcement@environment-agency.gov.uk for further advice.

How to Surrender Allowances

Home 

CRC Energy Efficiency Scheme

Phase

Phase 1

Compliance Obligations

Surrender Allowances

Confirm Allowance Surrender

Required fields are marked with *

Confirm Allowance Surrender

You have supplied the following surrender details:

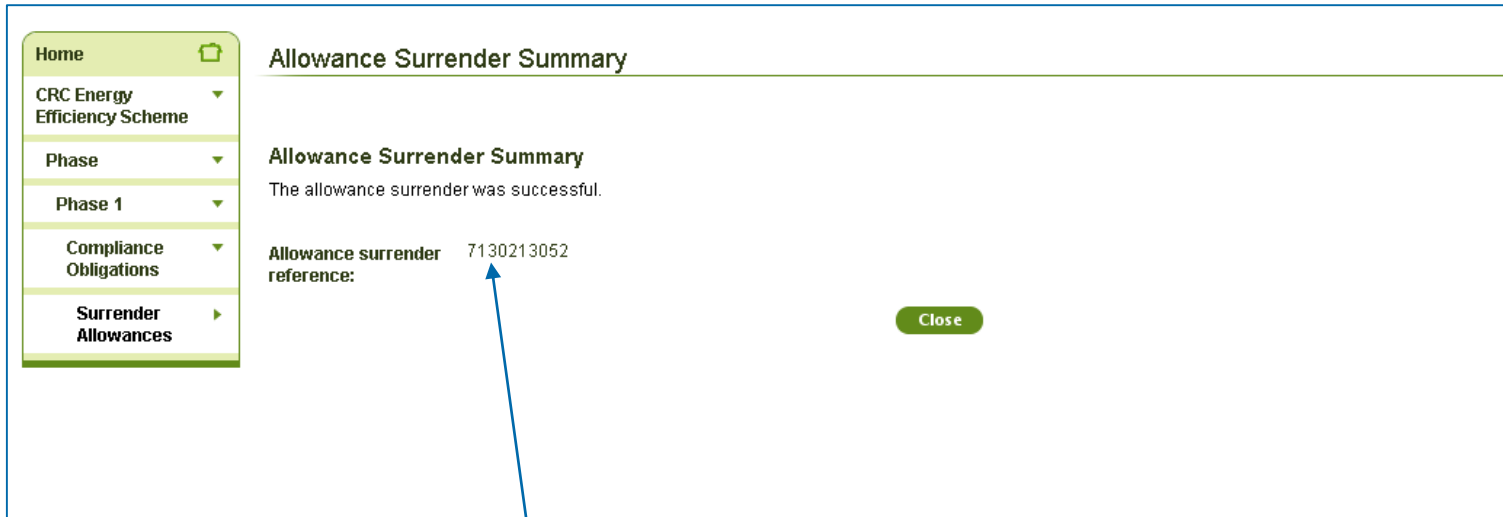
Commitment Year	2012/2013
Total number of allowances to surrender	60

I confirm that the details of the surrender are correct. *

[Cancel](#) [Previous](#) [Surrender](#)

This screen confirms the number of allowances you are about to surrender. At this point you can cancel the process, go back and make amendments or surrender your allowances. To surrender, tick the declaration then click 'Surrender'.

How to Surrender Allowances



The screenshot shows a web interface for the CRC Energy Efficiency Scheme. On the left is a navigation menu with the following items: Home (with a house icon), CRC Energy Efficiency Scheme (with a dropdown arrow), Phase (with a dropdown arrow), Phase 1 (with a dropdown arrow), Compliance Obligations (with a dropdown arrow), and Surrender Allowances (with a right-pointing arrow). The main content area is titled "Allowance Surrender Summary" and contains the following text: "Allowance Surrender Summary", "The allowance surrender was successful.", "Allowance surrender reference: 7130213052", and a green "Close" button. A blue arrow points from the text box below to the reference number "7130213052".

Once you have surrendered your allowances you will be provided with an allowance surrender reference for your records.

All contacts will receive email confirmation stating the quantity of allowances surrendered.