

This publication contains statistics on work experience, sector-based work academies and Skills Conditionality. Work experience was introduced in January 2011, whilst sector-based work academies and Skills Conditionality were introduced in August 2011. *These opportunities are available to unemployed claimants of Universal Credit (UC), Jobseeker's Allowance (JSA), those in the Work Related Activity Group (WRAG) of Employment and Support Allowance (ESA) and some other out-of-work benefits. These statistics cover legacy benefits and UC live service claimants. These statistics do not include UC full service claimants.*

704,670 work experience starts. Of which 70,310 starts were by UC claimants.

155,300 work experience starts in the last 12 months, a 15 per cent decrease on the previous year.

to 31<sup>st</sup> May 2017

314,350 sector-based work academy starts. Of which 34,070 starts were by UC claimants.

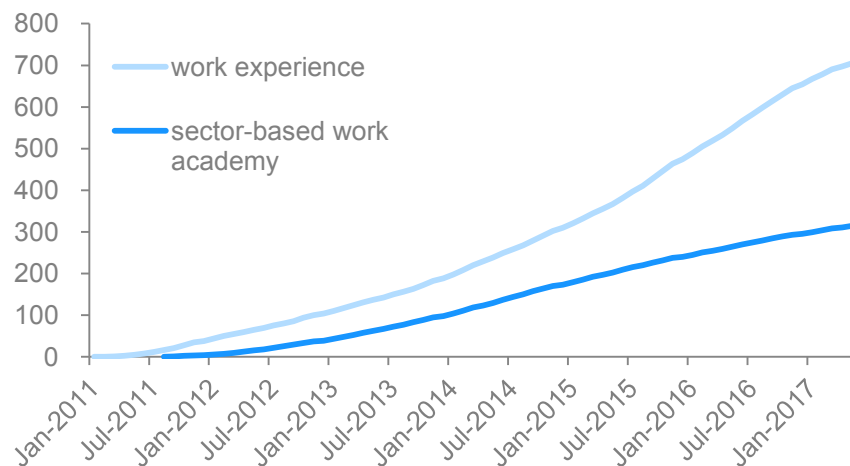
49,850 sector-based work academy starts in the last 12 months, a 20 per cent decrease on the previous year.  
to 31<sup>st</sup> May 2017

791,520 Skills Conditionality (training) starts. Of which 38,650 starts were by UC claimants.

69,080 Skills Conditionality (training) starts in the last 12 months, a decrease of 36 per cent on the previous year.  
to 31<sup>st</sup> May 2017

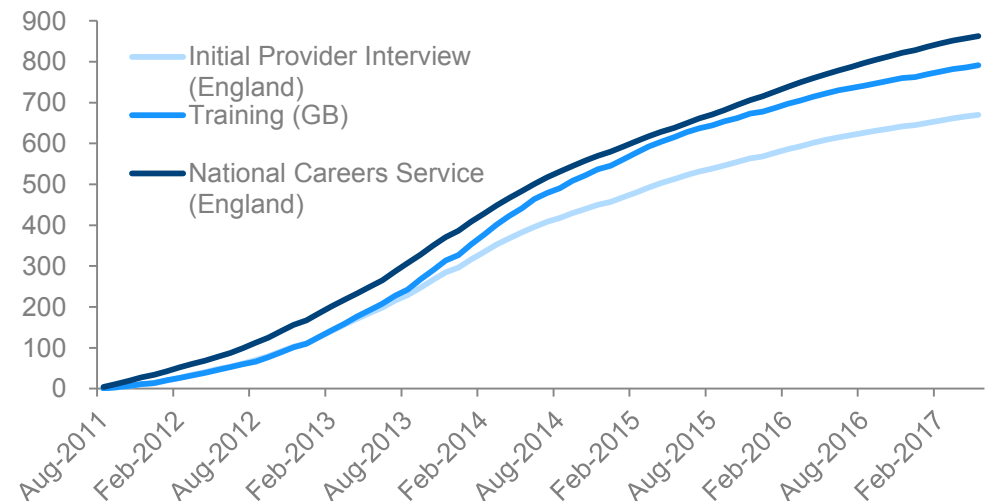
## Work experience, sector-based work academy starts, cumulative

Thousands



## Skills Conditionality starts, cumulative

Thousands



## At a glance

Page

Starts to work experience, sector-based work academies and Skills Conditionality

3

Characteristics of work experience, sector-based work academies and Skills Conditionality

5

Breakdowns by benefit types

8

Eligibility and phases of work experience, sector-based work academies and Skills Conditionality

9

**Statistician:** Muhammad Jan  
[Muhammad.Jan@DWP.gsi.gov.uk](mailto:Muhammad.Jan@DWP.gsi.gov.uk)

**DWP Press Office:** 0203 267 5129  
Thoughts? [We welcome feedback](#)

Published 30<sup>th</sup> August 2017  
Next edition 28<sup>th</sup> February 2018  
© Crown copyright

## Employment Schemes: An introduction

Opportunities to participate in **work experience** or **sector-based work academies** schemes, or other skills-related support through **Skills Conditionality** with additional Jobcentre Plus work coach support, are available to unemployed claimants of Universal Credit (UC), Jobseeker's Allowance (JSA), those in the Work Related Activity Group (WRAG) of Employment and Support Allowance (ESA) and some other out-of-work benefits. These opportunities help claimants to gain valuable work-related skills, and aim to improve employability prospects. This statistical publication relates to instances where claimants have been referred to opportunities by Jobcentre Plus and where claimants 'self-refer' themselves to appropriate training on a voluntary basis. DWP and DfE publish separate statistics on total [Further Education for benefit claimants](#).

**Work experience** opportunities have been available since January 2011. Jobcentre Plus works with employers to offer jobseekers the opportunity to overcome barriers to employment through a work experience placement lasting two to eight weeks, with the aim to provide participants with the 'soft' skills employers are looking for.

**Sector-based work academies** were introduced in August 2011 in England and January 2012 in Scotland. They are not available in Wales. This scheme offers pre-employment training, a work experience placement and guaranteed job interview for unemployed claimants of UC, JSA or ESA(WRAG), aged 18 years or over, or eligible lone parents aged 18-24 in receipt of Income Support, whose youngest child is under the age of four. These statistics show starts to the training element of these placements. Sector-based work academies are developed in partnership with employers and run in sectors with high volumes of current local vacancies. Jobseekers voluntarily opt to take up a place, but once they agree to take up a placement they must complete the pre-employment training element, attend the job interview and accept any subsequent offer of a job.

**Skills Conditionality** is a policy that requires unemployed claimants of UC, JSA or ESA(WRAG) to undertake mandatory activity to address an identified skills need which will aid their movement into work. Skills Conditionality is split into three categories: (i) a referral to discuss training options with a training provider (England only); (ii) support and advice via the National Careers Service (England only); and (iii) support to gain skills through training. Training includes basic skills (English, numeracy, literacy), occupational skills, employability skills and English for Speakers of Other Languages (ESOL). An individual can be referred to one or more aspects of training. Skills Conditionality started in August 2011 in England. In Scotland, the scheme started from June 2012 for contracted training provision only and from November 2014 for DWP ad hoc training. In Wales, Skills Conditionality is for basic skills training provision only: Skills for Work (Wales) from October 2012 to February 2014, Work Ready Essential Skills training from May 2014 to June 2015; and DWP ad hoc training from November 2014.

This publication document shows various breakdowns for **work experience** starts, **sector-based work academy** (pre-employment training) starts and **Skills Conditionality** (training) starts. **Further breakdowns**, including **Skills Conditionality** referrals, are available in the **accompanying tables**.

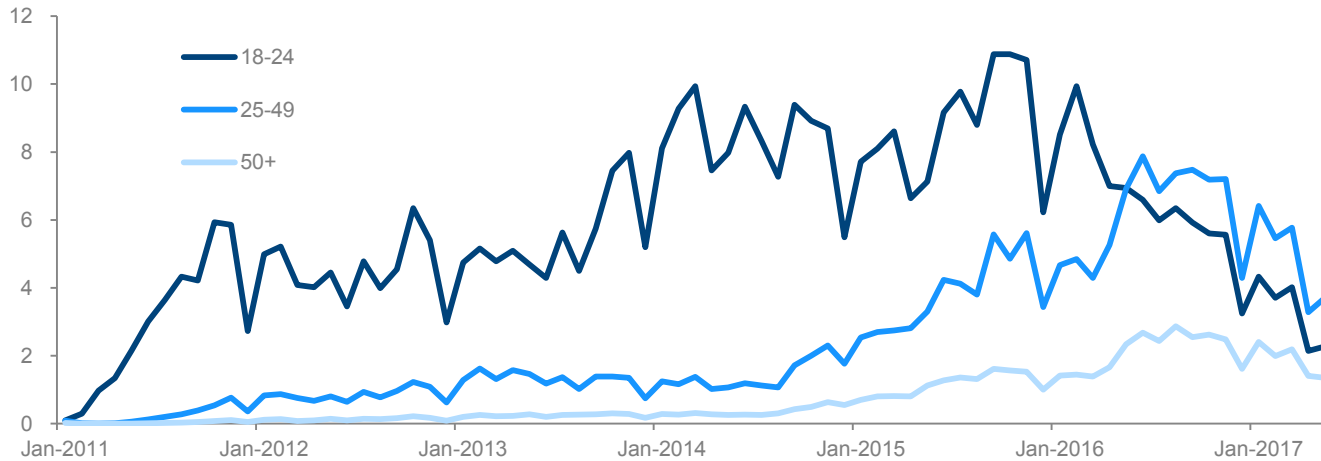
### Status of the statistics

These are experimental statistics. For the first time this publication includes participation in employment schemes by live service Universal Credit claimants. There will be an undercount of starts in areas where UC full service has been introduced. As the proportion of UC full service claimants rises, this undercount will increase. Work is underway to include these claimants and will be addressed in a future publication.

# Starts to work experience and sector-based work academies

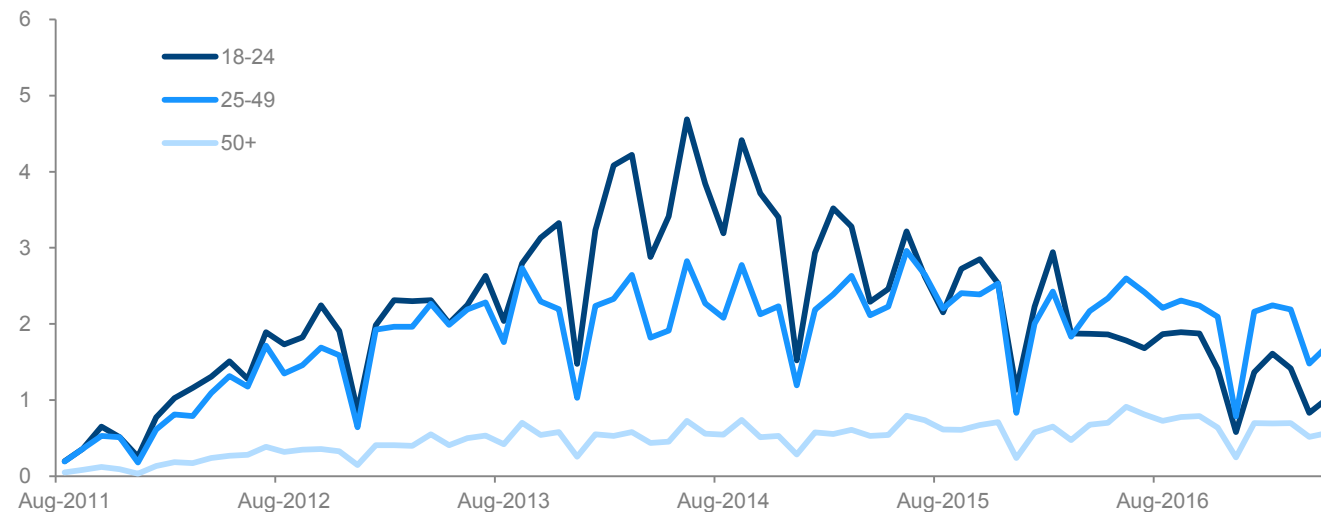
## Number of work experience starts by age group

Thousands



## Number of sector-based work academy starts by age group

Thousands



## Main Findings

From January 2011 – May 2017, there have been **704,670 work experience** starts, with **155,300** starts over the last year (June 2016 – May 2017).

For those over 24, there has been an increase in the number starting work experience since mid-2014 as it has increasingly been seen of value to older workers.

There has been a decrease in the number of work experience starts since early 2016 amongst those aged 18-24. A number of factors may influence this trend, including changes in the claimant count, starts to other provision types and prioritisation of funding.

Between June 2015-May 2016 and June 2016-May 2017 the 18-24 claimant count fell by 1 per cent<sup>1</sup>.

From August 2011 – May 2017, there have been **314,350 sector-based work academy** starts, with **49,850** starts over the last year (June 2016 – May 2017).

This is a decrease of 20 per cent compared on the previous year (June 2015 – May 2016), and mainly reflects decreases in starts amongst the under 50s. Government funding for skills in England was reviewed in 2015, with a greater focus on programmes such as apprenticeships and traineeships.

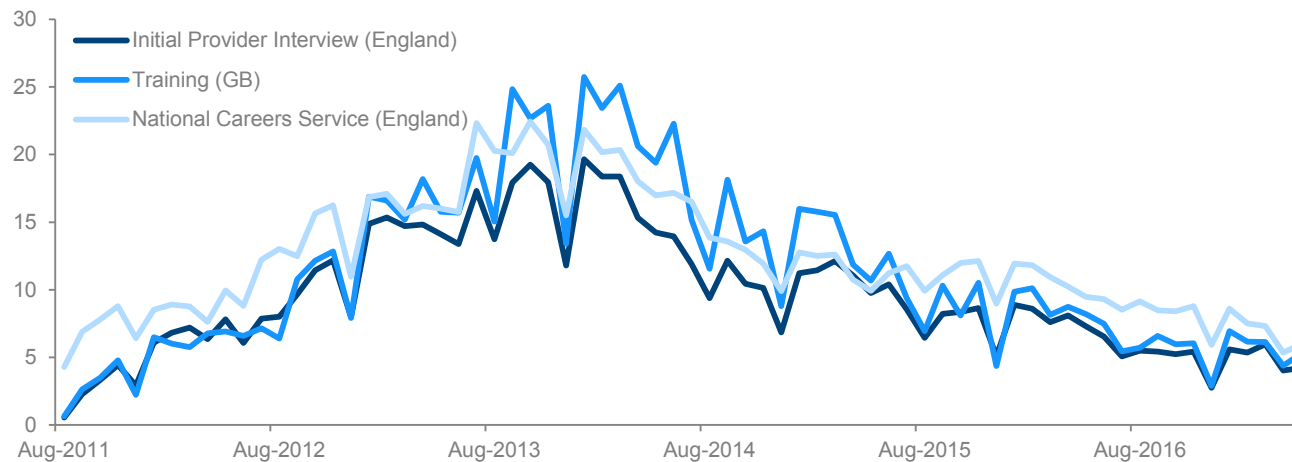
Source: LMS Opportunities June 2017, WSP August 2017

<sup>1</sup> NOMIS: <https://www.nomisweb.co.uk/>

# Starts to Skills Conditionality

## Number of Skills Conditionality starts by subgroup

Thousands



### Main Findings

From August 2011 – May 2017, there have been **669,980 Skills Conditionality (Initial Provider Interview) starts**, **791,520 Skills Conditionality (Training) starts** and **862,960 Skills Conditionality (National Careers Service) starts**.

Starts to these aspects of Skills Conditionality have been decreasing since January 2014, reflecting the trend in the claimant count.

An individual can start one or more aspect of Skills Conditionality, so an individual can appear in either or all of Initial Provider Interview, Training or National Careers Service.

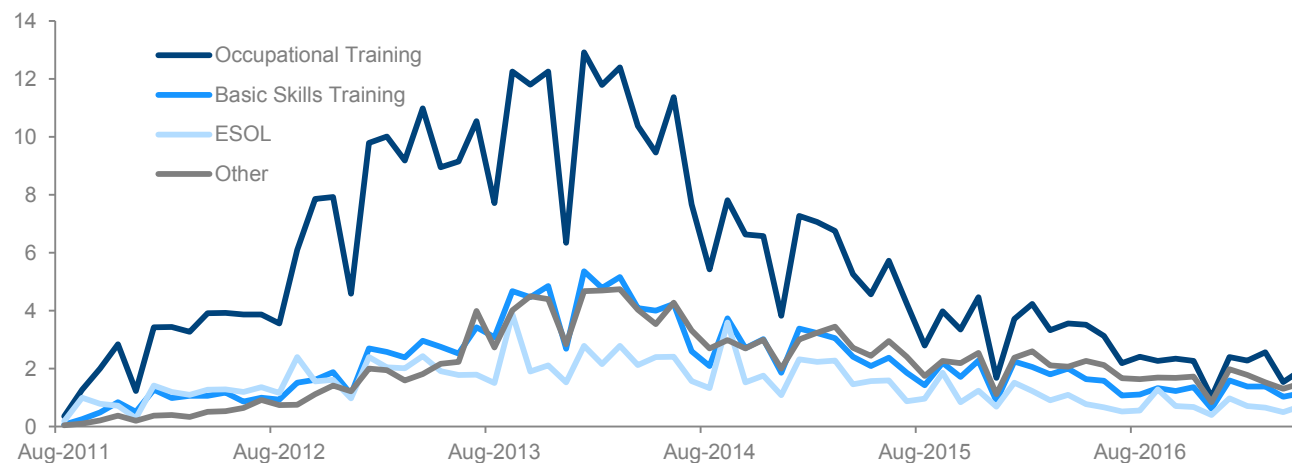
An individual can also start one or more aspect of Skills Conditionality (Training), so an individual can appear in either or all of occupational training, basic skills training, ESOL or other.

Starts to occupational training have decreased by 41% in comparison to the previous year (June 2015 – May 2016).

# Starts to Skills Conditionality (Training)

## Number of Skills Conditionality (Training) starts by subgroup

Thousands



Occupational training refers to Occupational training funded by the Education and Skills Funding Agency in England.

Basic skills training refers to training on English, numeracy and literacy skills.

ESOL refers to English for Speakers of Other Languages.

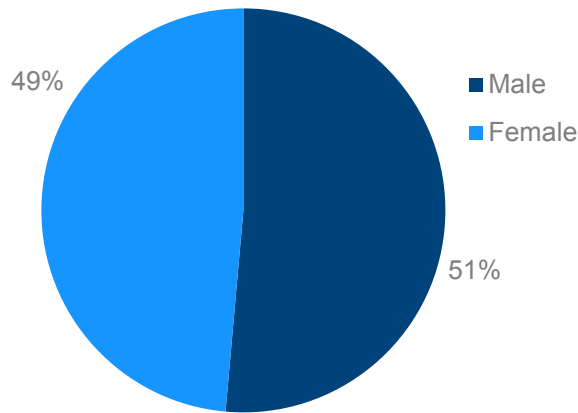
Other training refers to DWP contracted ad-hoc skills provision and skills for work Wales between October 2012 and February 2014.

Source: LMS Opportunities June 2017, WSP August 2017

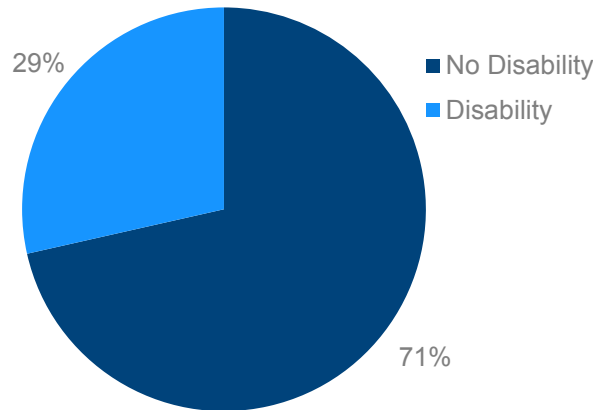
# Characteristics of individuals\* starting work experience

January 2011 – May 2017

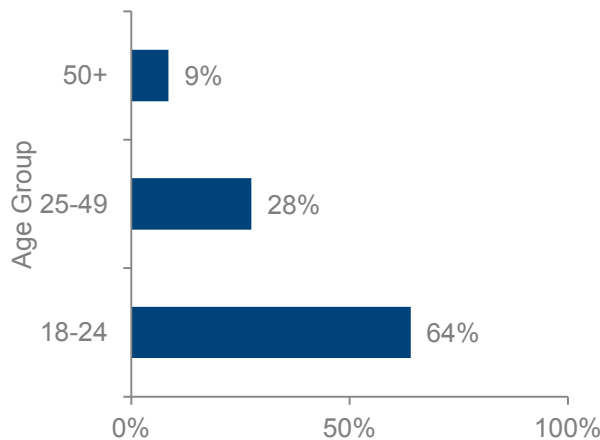
### Gender breakdown



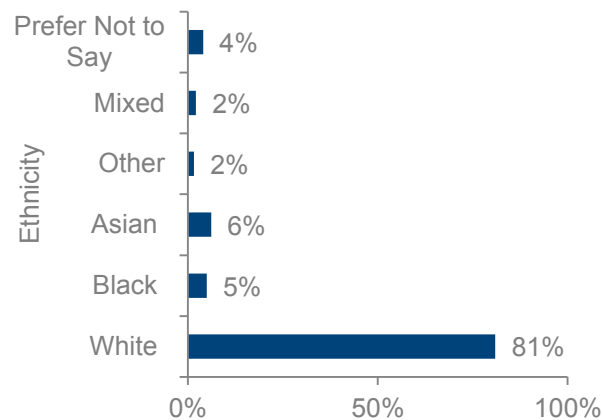
### Self declared disability status



### Age breakdown



### Ethnicity breakdown



## Main findings

**Half** (225,810) of the individuals starting a work experience are **women** and **3 in 10** have a **self-declared disability**.

As at May 2017, 40 per cent of the JSA claimant count was female<sup>2</sup>.

**1 in 10** (33,610) participating in work experience are **aged 50 plus** and **1 in 5** are from **ethnic minorities**.

The number of people **aged 18-24** starting a work experience placement between January 2011 and May 2017 was **64 per cent** which is greater than the percentage of people **aged 18-24** starting a sector-based work academy, **42 per cent**.

The percentage of those **aged 25-49** who started a work experience placement is **28 per cent**.

As at May 2017, 57 per cent of the JSA claimant count was aged 25-49<sup>3</sup>.

Source: LMS Opportunities June 2017, NOMIS

Note: values in charts may not add to 100 per cent due to missing values and rounding.

\*Universal Credit data is excluded from all individual-level data as some of these demographic breakdowns are not collected in our administrative datasets.

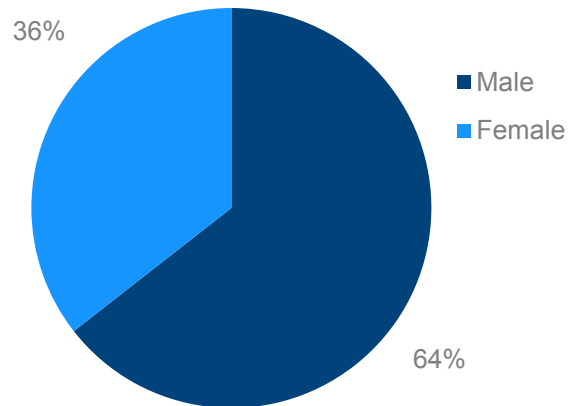
<sup>2</sup> NOMIS: <https://www.nomisweb.co.uk/>

<sup>3</sup> NOMIS: <https://www.nomisweb.co.uk/>

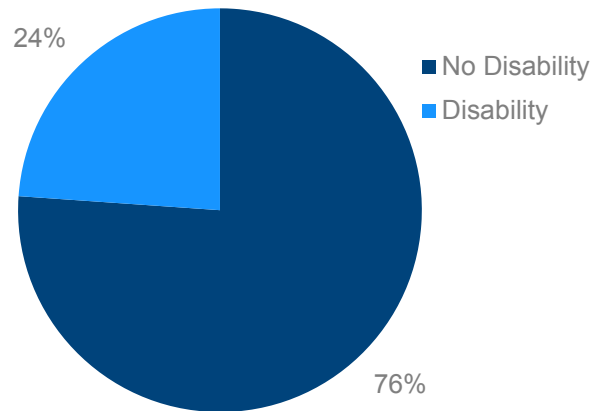
# Characteristics of individuals\* starting sector-based work academies

August 2011 – May 2017

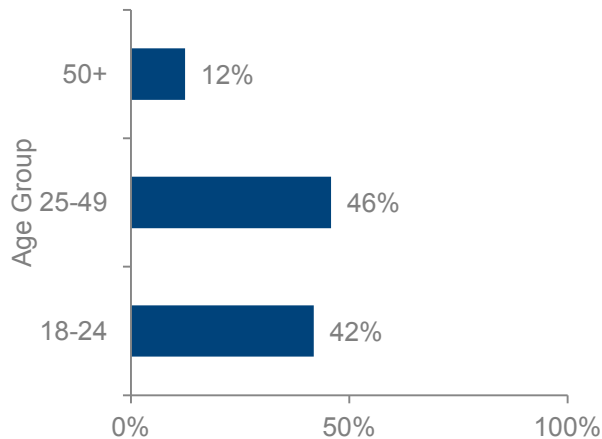
### Gender breakdown



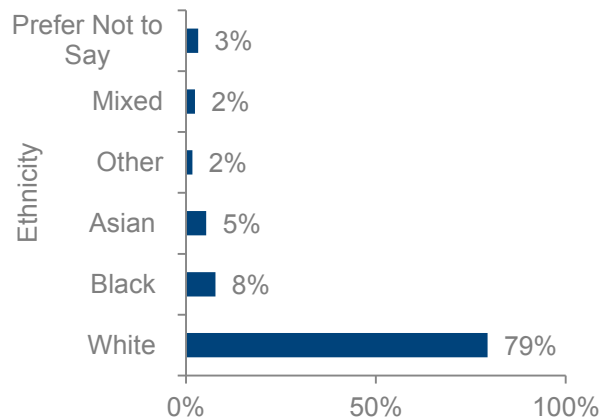
### Self declared disability status



### Age breakdown



### Ethnicity breakdown



## Main findings

Around a **third** of individuals starting a sector-based work academies are **women**, around a **quarter** have a **self-declared disability** and **1 in 5** are from **ethnic minorities**.

Of the people who started on sector-based work academies, **64 per cent** are **male**, whilst a smaller proportion of males started on work experience, **51 per cent**.

**42 per cent** of those participating in sector-based work academies are **aged 18-24**.

As at May 2017, 11 per cent of the JSA claimant count was aged 18-24<sup>4</sup>.

Source: LMS Opportunities June 2017, NOMIS

Note: values in charts may not add to 100 per cent due to missing values and rounding.

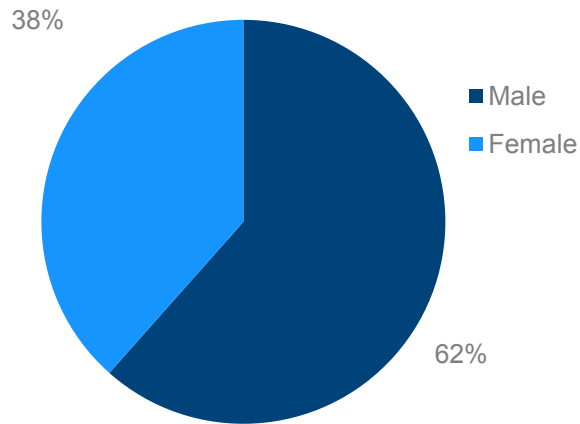
\*Universal Credit data is excluded from all individual-level data as some of these demographic breakdowns are not collected in our administrative datasets.

<sup>4</sup> NOMIS: <https://www.nomisweb.co.uk/>

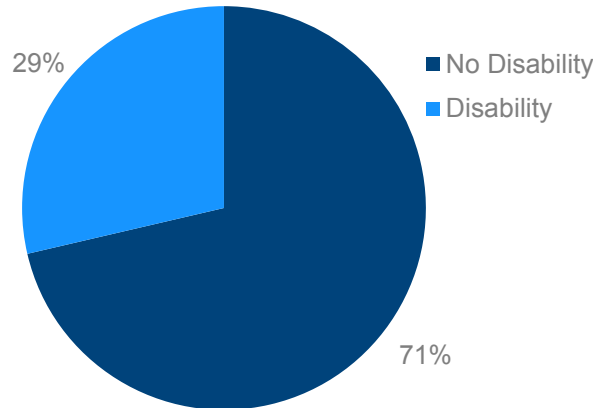
# Characteristics of individuals\* starting Skills Conditionality

August 2011 – May 2017

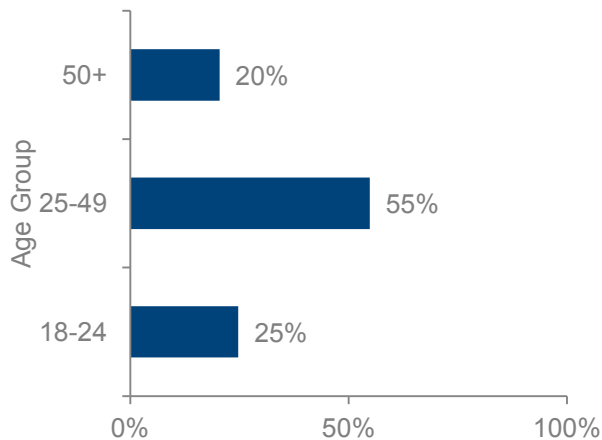
### Gender breakdown



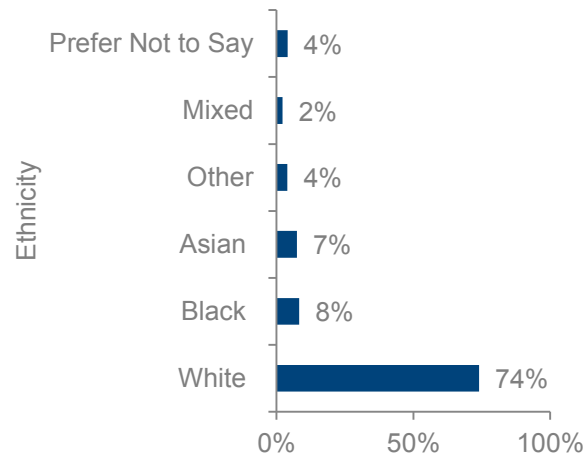
### Self declared disability status



### Age breakdown



### Ethnicity breakdown



## Main findings

Of the **1,342,630 individuals** starting Skills Conditionality between August 2011 and May 2017 **4 in 10** are **women** (516,240) and **3 in 10** have a **self-declared disability** (384,580).

**1 in 5** participating in Skills Conditionality are **aged 50+** and **3 in 4** are **white**.

Of the people who started on Skills Conditionality **25 per cent** are **aged 18-24**, which is a smaller proportion when compared with those starting work experience (**64 per cent**) and sector-based work academies (**42 per cent**)

As at May 2017, 11 per cent of the JSA claimant count was aged 18-24<sup>5</sup>.

Source: LMS Opportunities June 2017, NOMIS

Note: values in charts may not add to 100 per cent due to missing values and rounding.

\*Universal Credit data is excluded from all individual-level data as some of these demographic breakdowns are not collected in our administrative datasets.

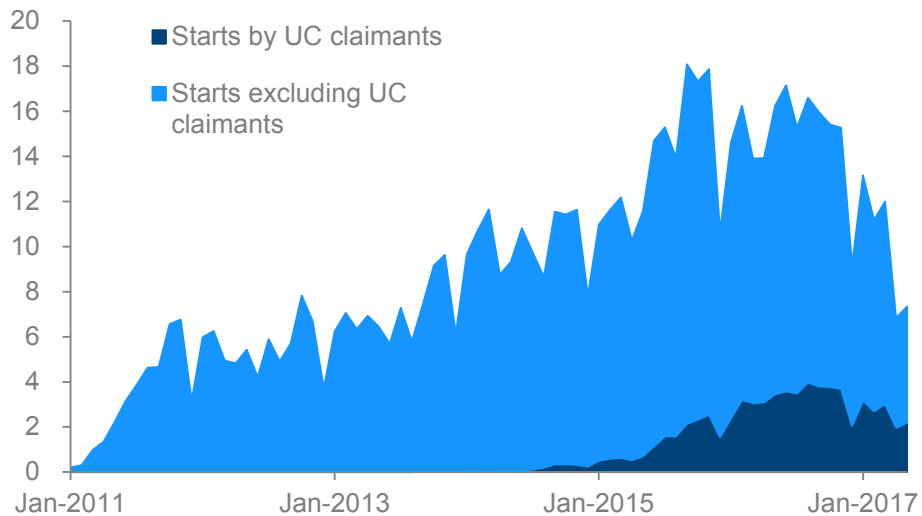
<sup>5</sup> NOMIS: <https://www.nomisweb.co.uk/>



# Breakdown of programmes by benefit type

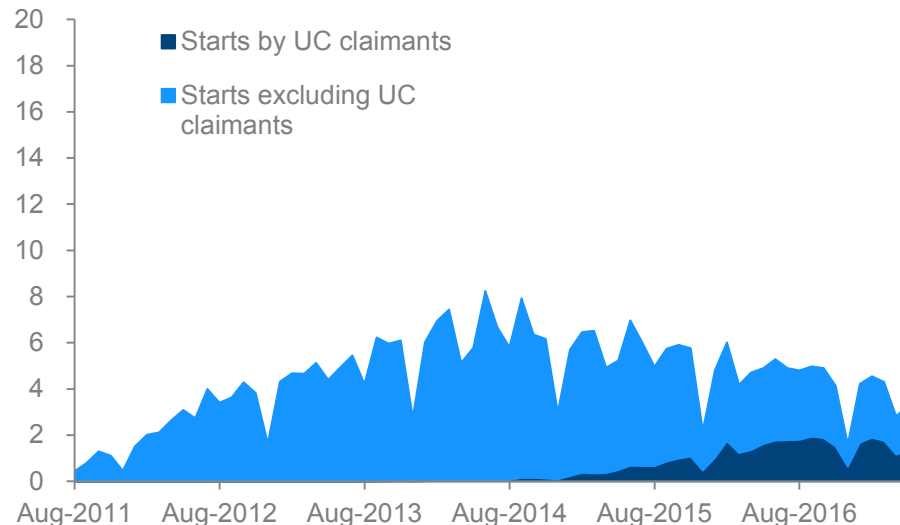
## Work experience starts by benefit type

Thousands



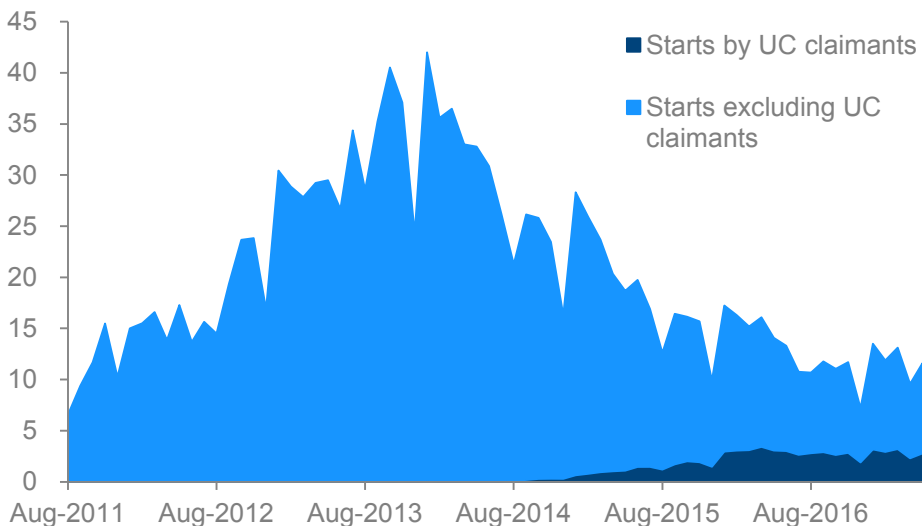
## Sector-based work academy starts by benefit type

Thousands



## Skills Conditionality (training) starts by benefit type

Thousands



## Main findings

Starts by UC live service claimants are still the minority of starts to Employment Schemes. Between June 2016 and May 2017 UC claimants composed 24% of starts to Work Experience, 38% of starts to sector-based work academies and 26% of starts to Skills Conditionality (training).

These statistics currently only cover Universal Credit live service and do not include UC full service, which covers a wider range of claimant types. As of March 2017, 57 out of over 700 Jobcentre Plus offices were delivering UC through the full service, whilst live service was operational across all other parts of the country. The full service continues to be rolled out to further job centres across the country.

Despite UC live service being restricted to certain claimant types, it covers the majority of people currently on UC.

Source: LMS Opportunities June 2017, WSP August 2017



# Eligibility and Phases

People claiming out of work benefits have been able to participate in work experience, sector-based work academies and Skills Conditionality through a variety of schemes.

2011

**January 2011** – **Work experience** launched in Great Britain as part of the Get Britain Working initiative.

**August 2011** – **Sector-based work academies** and **Skills Conditionality** are launched in England only.

2012

**January 2012** – **Sector-based work academies** are launched in Scotland.

**April 2012** – **Youth Contract** starts. The Youth Contract was a cross-Government programme of support for 18-24 year olds introduced as a response to the economic downturn, which included funding for **sector-based work academies** and **work experience** places for benefit claimants. It ran from April 2012 to March 2015.

**June 2012** – **Skills Conditionality** is launched in Scotland, for training provision only.

**October 2012** – **Skills Conditionality** is launched in Wales, through the **Skills for Work Wales** provision, ending in February 2014.

2013

**April 2013** – **Universal Credit live service** began roll out in pilot areas available only to single people or couples without children with national rollout starting in **October 2013**. Eligible UC claimants are able to access **work experience**, **sector-based work academies** and **Skills Conditionality**.

2014

**April 2014** – As part of the Youth Contract, **work experience** and **sector-based work academy** opportunities are extended to Income Support claimants aged 18-24 in the lone parent group, whose youngest child is under the age of four.

**May 2014** – Welsh Government launches [Skills Conditionality Pilot](#) to evaluate **Skills Conditionality** in Wales. Referrals to the Work Ready Essential Skills Training delivered under the pilot operated until June 2015

2015

**February 2015** – Nationwide roll-out of **Universal Credit** begins. Those claiming **Universal Credit** on the basis of unemployment are able to take part in **work experience**, **sector-based work academy** and **Skills Conditionality** opportunities.

**April 2015** – the **Youth Offer** provides extra support for young people aged 18-24 from April 2015 to March 2017. This includes referrals to **work experience** and **sector-based work academy** placements.

2016

**May 2016** – **Universal Credit full service** began roll out available for all claimant types with the national rollout set to be completed in September 2018.

2017

**April 2017** – **Youth Obligation** is launched for all 18-21 year olds claimants who are subject to full conditionality on UC full service. Under the Youth Obligation those claiming UC for 6 month who are not in work/ on an apprenticeship are obliged to go on a sector-based work academy, traineeship or work placement

## About these statistics

**These official statistics have been compiled using the June 2017 DWP Labour Market System opportunities database, the August 2017 Work Service Platform and the March 2017 National Benefits Database.**

The Employment Schemes are currently an [experimental statistical series](#), which means it is not currently assessed as a National Statistic, as it is in the testing phase and not yet fully developed.

All official statistics should comply with all aspects of the [Code of Practice for Official Statistics](#). Statistics are awarded National Statistics status following an assessment by the Office for Statistics Regulation. The Office for Statistics Regulation considers whether the statistics meet the highest standards of Code compliance, including the value they add to public decisions and debate. National Statistics status means that official statistics meet the highest standards of trustworthiness, quality and public value.

## Where to find out more

This document and the summary tables can be found here: <https://www.gov.uk/government/collections/pre-work-programme-and-get-britain-working>

Older releases can be found here but please note that figures are subject to change. <https://www.gov.uk/government/collections/pre-work-programme-and-get-britain-working>.