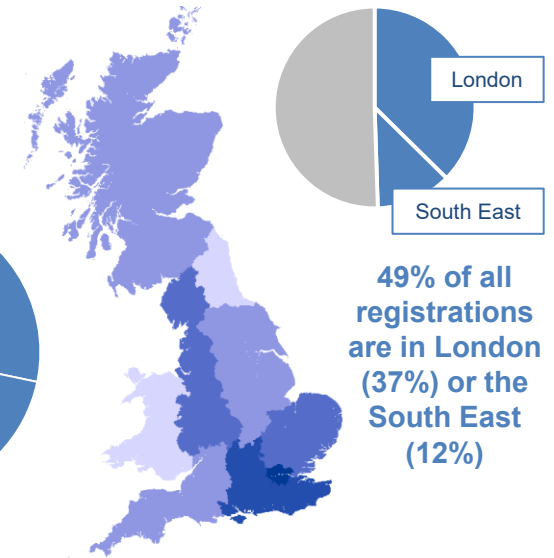
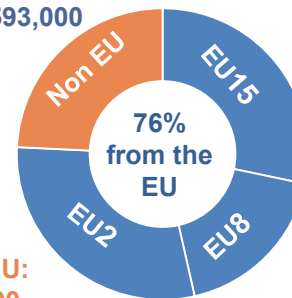
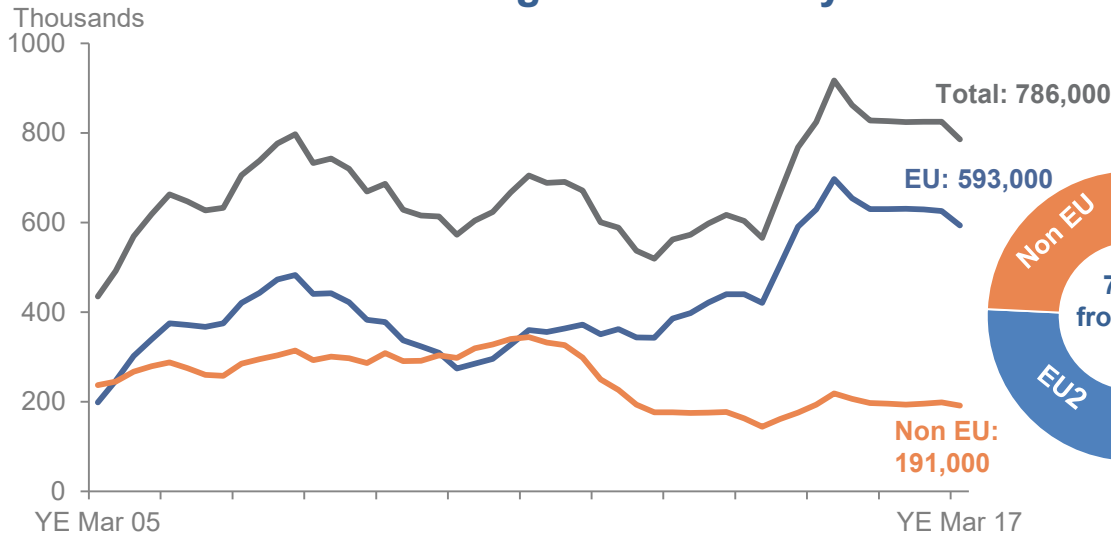




Department
for Work &
Pensions

National Insurance Numbers Allocated to Adult Overseas Nationals Registrations to March 2017

786 thousand NI No's registered in the year to March 2017



Changes from the previous year : By world area (in thousands)

World areas	YE Mar 2017 total	Diff to YE Mar16	% change to previous year
Total	786	-41	-5%
European Union	593	-37	-6%
(of which) EU15	221	-6	-3%
(of which) EU8	145	-35	-19%
(of which) EU2	224	5	+2%
Non-European Union	191	-4	.2%

...and the top 5 Nationalities . Registrations to March 2017 (thousands) and % change from the previous year.

EU		Non EU	
Romania	182 (+1%)	India	35 (+1%)
Poland	84 (-23%)	Australia	12 (-9%)
Italy	62 (+8%)	Pakistan	12 (-1%)
Spain	44 (-9%)	China	12 (-10%)
Bulgaria	42 (+6%)	United States	10 (+4%)

Nationalities with the largest *increases* in registrations in the year to March 2017 are : Italy, Romania, Bulgaria (see above). Greece up 15% to 15,000 and Syria up 42% to 5,000.