

Key to the MDR One Page Assessment Summaries

The MDR Assessment framework

The MDR Assessment Framework is made up of 16 separate **Assessment Questions**, which are grouped into 6 different areas, known as **Components**. The first three components together make up the '**Match with UK Priorities Index**'. Components four to six collectively make up the '**Organisational Strengths Index**'. The different parts of the MDR assessment framework are shown below.





Multilateral agencies were awarded a score between 0.5 and 4 for each of the 16 assessment questions, with scores taking half point values beginning at 0.5 and going up to 4 (i.e. 0.5, 1, 1.5, 2, 2.5, 3, 3.5, 4). Questions were assessed and scored using the labels shown below, chosen to suggest progression of performance.

Assessment Question Scores and Descriptors

| Descriptor | Score |
|------------------|-----------|
| Strong | 4 |
| Satisfactory + | 3.5 |
| Satisfactory | 3 |
| Weak + | 2.5 |
| Weak | 2 |
| Unsatisfactory + | 1.5 |
| Unsatisfactory | 1 or less |

Assessment question scores were averaged together to produce scores for each agency for each of the six components; for its match with UK priorities; and for its organisational strengths. The formula used for calculating these component and index scores is shown within the MDR Assessment Framework diagram below. Unlike the assessment question scores, component and index scores were categorised using a four colour traffic light categorisation. The table below shows the thresholds chosen for each traffic light rating, along with the descriptor used.

Component and Index Scores and Descriptors

| Descriptor | Traffic Light | Score |
|------------|---|-------------|
| Very Good |  | 3.01 to 4 |
| Good |  | 2.51 to 3.0 |
| Adequate |  | 2.01 to 2.5 |
| Weak |  | 0 to 2.0 |

DFID Funding Chart

The funding chart included on each summary assessment page shows DFID's latest published multilateral core and bilateral through multilateral Official Development Assistance (ODA) to the organisation, as included in our National Statistics release, 'Statistics on International Development'. This data is based on payments made in each calendar year.

UK Burden Share

This is the UK's latest burden share, and represents our core funding to the agency as a proportion of all of the core funding it received. Depending on the frequency with which we provide funding to the agency, the burden share could relate to a specific year, a biennium or to a particular replenishment. This has been made clear in the text.

MDR Assessment Framework Structure

| Index | Component | Assessment Question |
|--|--|--|
| Match with UK Priorities (average of 1+2+3) | 1. What it does (average of A+B) | A: Critical role: does the agency have a critical role in delivering DFID's Strategic Objectives, including achieving the Global Goals and improving resilience and response to crises? |
| | | B: Comparative advantage: does the agency provide an advantage over UK bilateral aid? |
| | 2. How it Delivers (average of C+D+E+F) | C: Partnership: does the agency work well with others to achieve UK and international development outcomes? |
| | | D: Leave No-one Behind: does the agency take action to meet the Global Goal to leave no-one behind? |
| | | E: Gender: does the agency ensure a suitable focus on girls and women in its policies, investment choices and partnerships? |
| | 3. Where it works (average of G+H) | F: Climate: does the agency support 'climate smart' development , and resilience to disasters and other climate shocks? |
| | | G: Geography and Resources: does the agency work in the right places for its particular role and mandate, informed by an appropriate graduation strategy? |
| | | H: Performance in fragile states: does the agency perform well in fragile and conflict-affected states? |

| Index | Component | Assessment Question |
|--|--|--|
| Organisational strengths (average of 4+5+6) | 4. Results and value (average of I+J+K+L) | I: Results: does the agency demonstrate delivery against results and objectives? |
| | | J: Controlling Costs: does the agency take action to drive down costs to secure value for money? |
| | | K: Efficiency: does the agency demonstrate efficiency in managing its operations and programme and investment choices? |
| | | L: Human Resources: does the agency deploy Human Resources for maximum impact? |
| | 5. Risk and assurance (average of M+N) | M: Risk and assurance: does the agency promote risk management and assurance in its corporate governance? |
| | | N: Fraud: does the agency prevent, detect and take sanctions against fraud and corruption? |
| | 6. Transparency and accountability (average of O+P) | O: Transparency: does the agency strive to exceed global aid transparency standards? |
| | | P: Accountability: Is the agency accountable to partner governments or clients and beneficiaries through all of its work? |

Food and Agriculture Organisation (FAO)

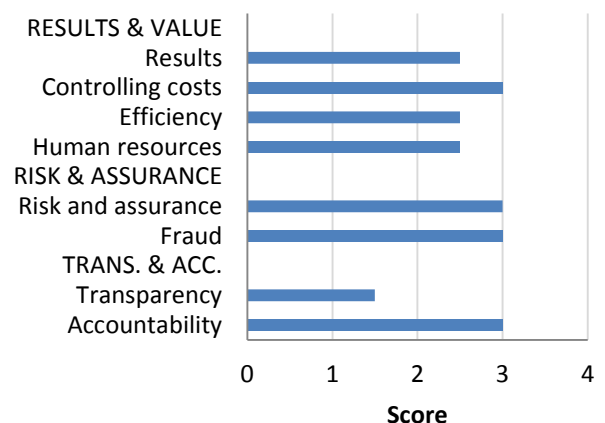
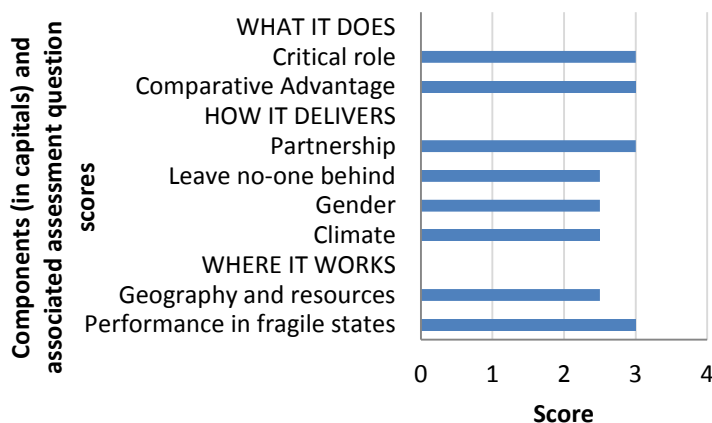
Assessment Summary: FAO has a global leadership role for food and agriculture and plays a critical role in setting norms and standards and agreeing international treaties. It aims to eliminate poverty and hunger, including malnutrition, in line with the Global Goals. FAO provides technical assistance and policy advice to governments that help to support the most vulnerable.

FAO has worked towards ensuring greater accountability to beneficiaries. It supports communities in fragile states and those affected by natural disasters to rebuild their livelihoods and become more resilient.

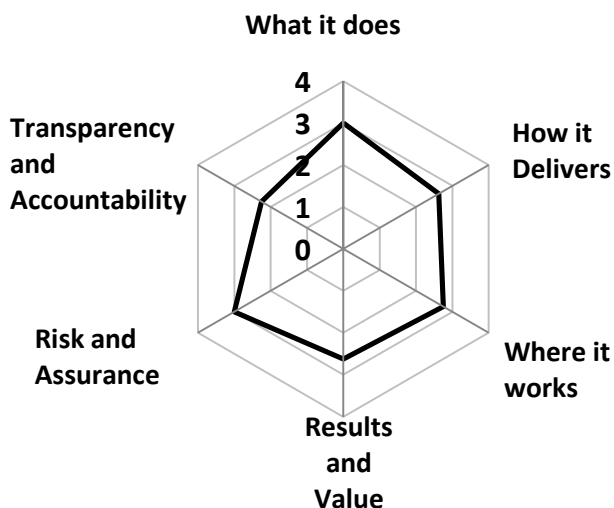
FAO needs to continue strengthening its focus on results; develop a more strategic approach to its work on climate change; and ensure that organisational reforms are fully implemented. It needs to act with urgency on plans to meet International Aid Transparency Initiative standards. FAO has made progress since the 2013 MAR Update, increasing its strategic focus, and strengthening internal controls.

Match with UK Priorities Index: Good

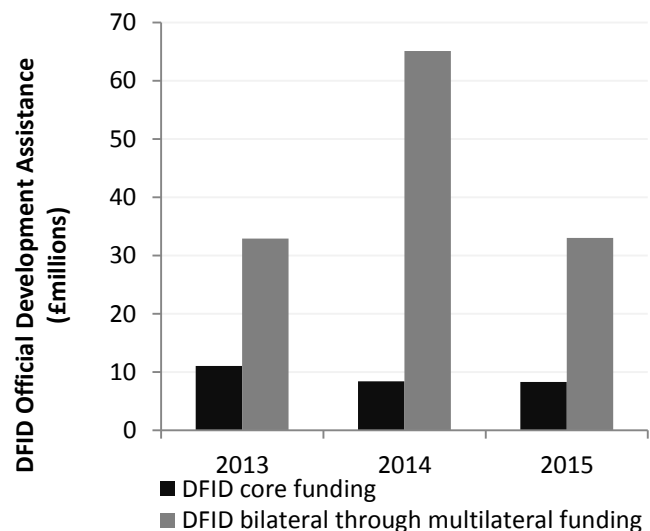
Organisational Strengths Index: Good



Performance by Component



DFID Funding



UK Engagement: FAO has 194 Member States, two associate members and one member organisation, the European Union (EU). All participate in FAO's biennial Conference. FAO's Council is composed of 49 Member States, including the UK, and meets five times during each biennium. The UK engages regularly with FAO through DFID's Permanent Representation in Rome, country offices and policy teams, as well as the UK Department for Environment, Food and Rural Affairs and other Government Departments. FAO's total budget for 2014/15 was US\$ 2.6 billion, composed of core assessed and voluntary contributions. The UK share of the assessed budget was 5.18% - approximately £16 million each year (made up of about £8 million each of Official Development Assistance (ODA) and non ODA). In 2014, DFID contributed a further £65.1 million in bilateral voluntary funding, mainly to support FAO's emergency response work.