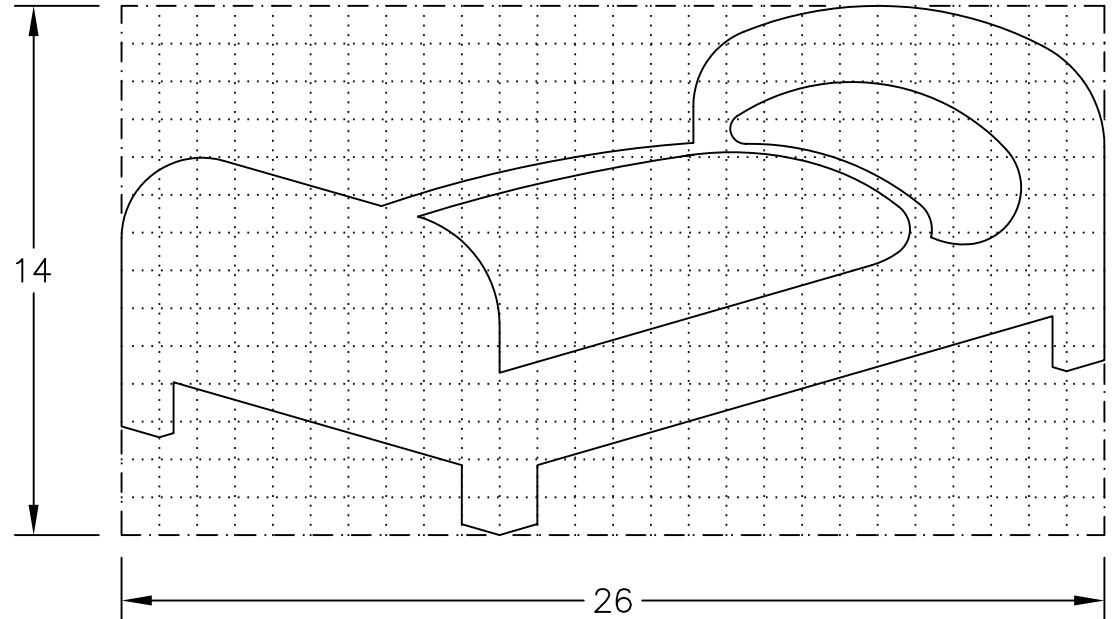
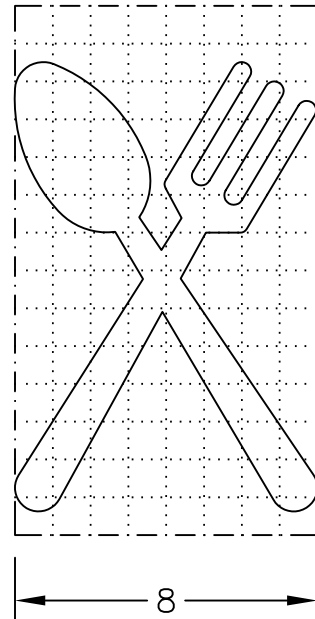
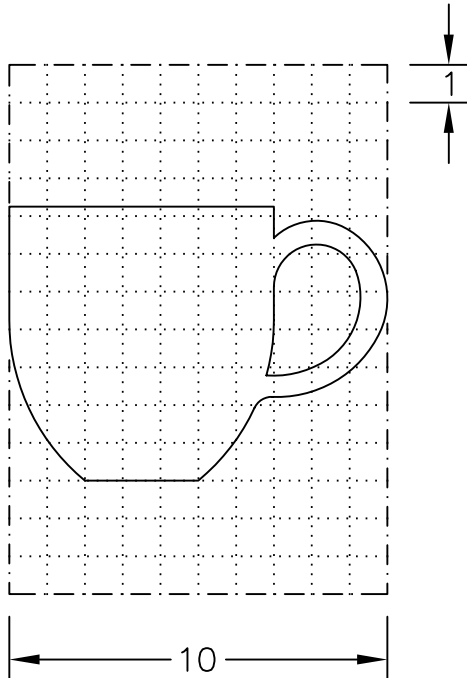


Drawing No.
S 46

Before using this drawing, confirm that it has not been superseded.

© CROWN COPYRIGHT

- NOTES: 1. The grids do not form part of any sign to which the symbols are applied.
2. Dimensions are given in grid divisions, (normally equal to 1/4 x-height)
3. The bed symbol may be reversed.
4. See drawings T 10, T 11 and T 12 for cup, spoon/fork and bed symbols when used on signs with brown backgrounds.



S46

Department for
Transport

Title:

Symbols
SERVICES

Issue: Date:
A: 18.2.94
B: 27.4.95
C: 4.11.02

Drawn by:
R.M.
Approved by:
R.M.

Dimensions:
ALL IN
GRID DIVISIONS

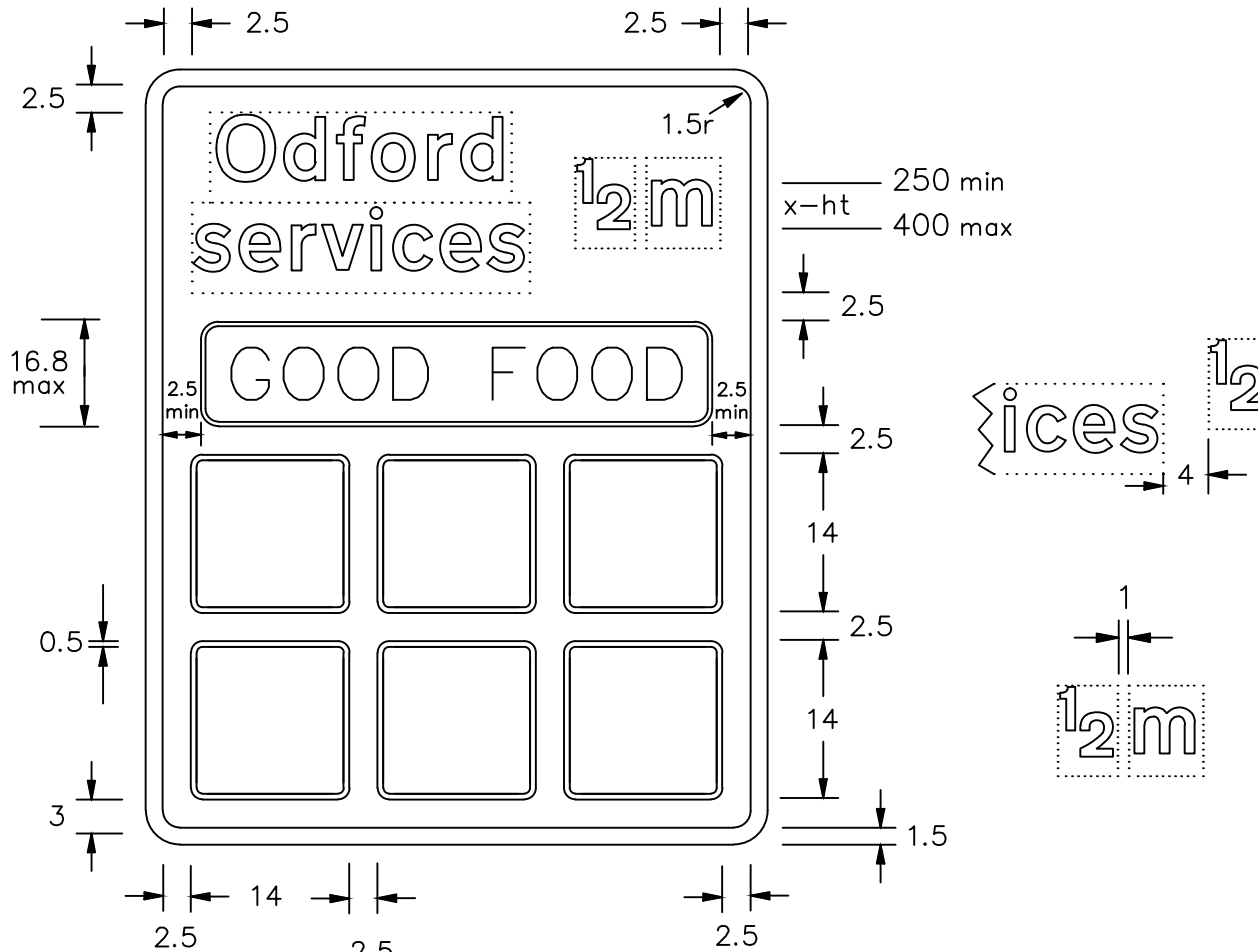
Drawing No.

S 46

Drawing No.
NP 2919.3
Sheet 1 of 2

Before using this drawing, confirm
that it has not been superseded.

© CROWN COPYRIGHT



- NOTES:
1. The legend is from the Transport Medium alphabet at the x-heights shown.
 2. The tile outlines do not form part of the sign.
 3. COLOURS (main panel) :-
Background ----- BLUE
Legend, Border & Placeholders --- WHITE
 4. DIMENSIONS : x-heights are in millimeters, other dimensions are in stroke widths.
(4sw = x-height)
 5. All placeholders are 14sw x 14sw including a 0.5sw white border and may contain any corporate identifier. Duplicate or variants of the same corporate identifier are not permitted. Duplication of the same corporate identifier within one placeholder are not permitted.
 6. The order left to right, top to bottom shall be fuel, refreshments, other information and accommodation.
 7. Prescribed symbols at a height of 14sw may be substituted for any of the placeholders.
 8. The number of placeholders may be varied but shall not exceed 6. Unused placeholders must be omitted, not replaced by a blank placeholder.
 9. The operator name panel may be in any style of lettering in any contrasting colours. It must have a 0.5sw white border. An unused operator name panel must be omitted, not replaced by a blank panel.
 10. See sheet 2 for variant.

NP2919x3-1

Applies to all symbols
& placeholders

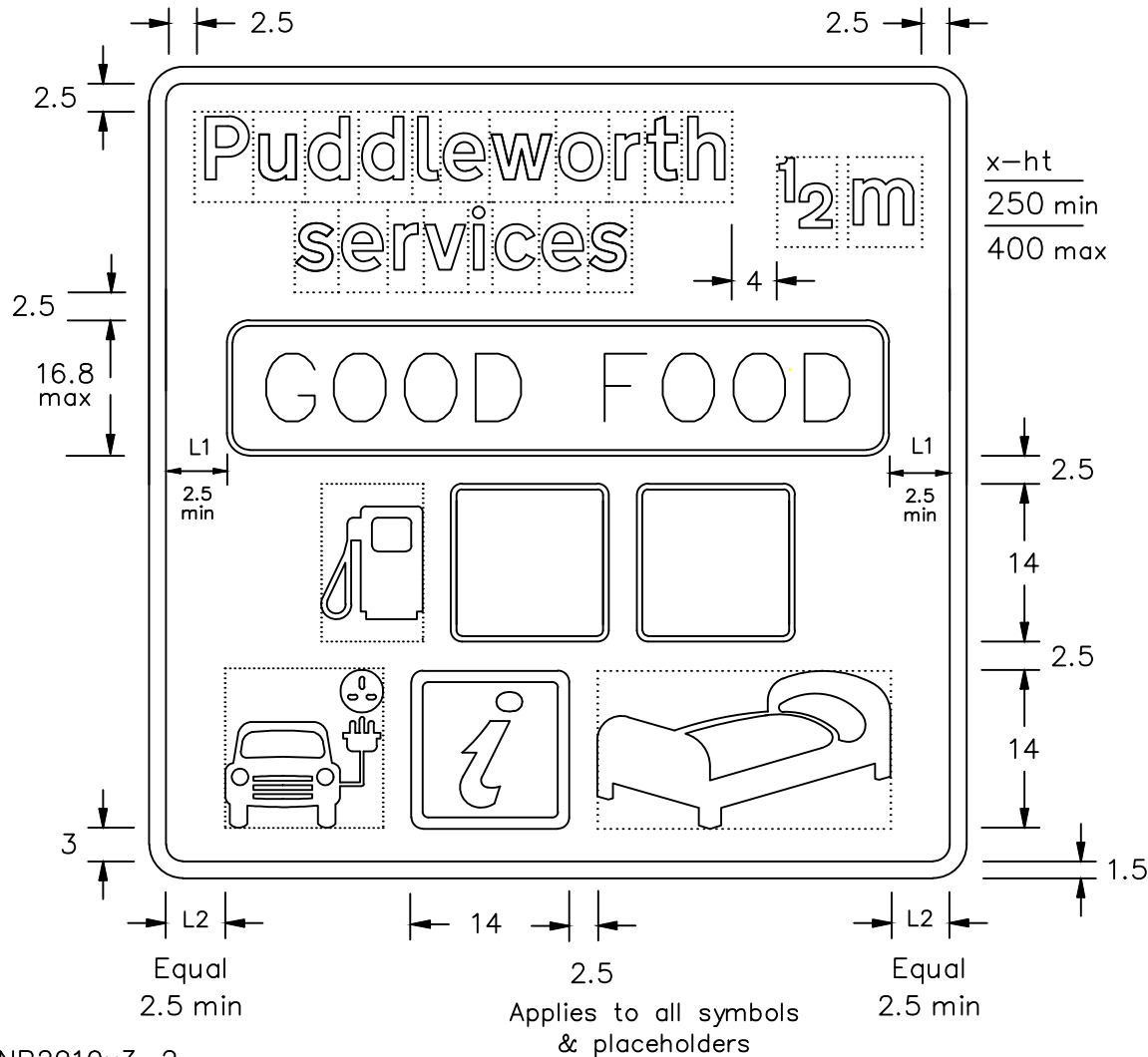
	Title:	Motorway Informatory Sign	Issue:	Date:	Drawn by :	Dimensions :	Drawing No.
		MOTORWAY SERVICE AREA AHEAD	A:	20.6.11	A.K.	SEE NOTE 4	NP 2919.3
			B:	17.5.12	Approved by:		Sheet 1 of 2
			C:	12.11.15	J.B.		

Drawing No.
NP 2919.3
Sheet 2 of 2

Related Drawings
S 46, S47, S 65,
T 1 & T 4

Before using this drawing, confirm
that it has not been superseded.

© CROWN COPYRIGHT



NOTES:

- The legend is from the Transport Medium alphabet at the x-heights shown.
- Symbol details are given on drawings S 46, S 47, S 65, T 1 and T 4.
- The tile outlines do not form part of the sign.
- COLOURS (main panel) :-
Background ----- BLUE
Legend, Border & Symbols ----- WHITE
- DIMENSIONS : x-heights are in millimetres, other dimensions are in stroke widths. (4sw = x-height)
- SYMBOL SIZES:-
All symbols and placeholders are 14sw high (tiles where shown). Symbol widths are as follows.
Pump ----- 9sw 'i' information ---- 14sw
Placeholder ----- 14sw Bed ----- 26sw

The following prescribed symbols may also be used at the widths shown:-
LPG ----- 19sw Spoon and fork ---- 8sw
Cup ----- 10sw Picnic ----- 14sw
Car, socket and plug--14sw
- Duplicate or variants of the same corporate identifier are not permitted. Duplication of the same corporate identifier within one placeholder are not permitted.
- The number of placeholders may be varied but shall not exceed 6. Unused placeholders must be omitted, not replaced by a blank placeholder.
- The operator name panel may be in any style of lettering in any contrasting colours. It must have a 0.5sw white border. An unused operator name panel must be omitted, not replaced by a blank panel.

NP2919x3-2

Department for
Transport

Title: Motorway Informatory Sign
MOTORWAY SERVICE AREA AHEAD

Issue: Date:
A: 20.6.11
B: 17.5.12
C: 12.11.15


Drawn by :
A.K.
Approved by:
J.B.

Dimensions :
SEE
NOTE 5

Drawing No.
NP 2919.3
Sheet 2 of 2

Odford services 1/2 m

GOOD FOOD



Puddleworth services 1/2 m

GOOD FOOD





Duplication of the same corporate identifier within one placeholder are not permitted.



Duplicate or variants of the same corporate identifier are not permitted.

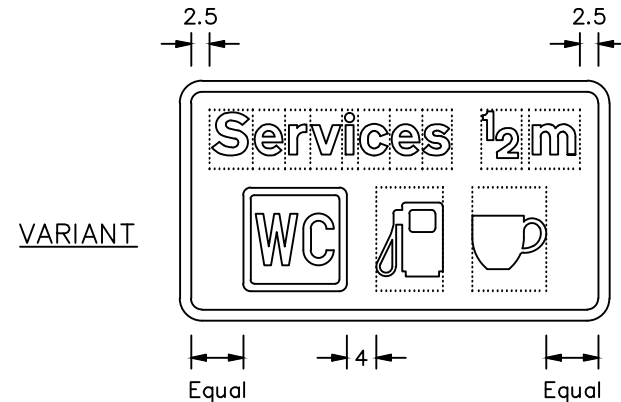
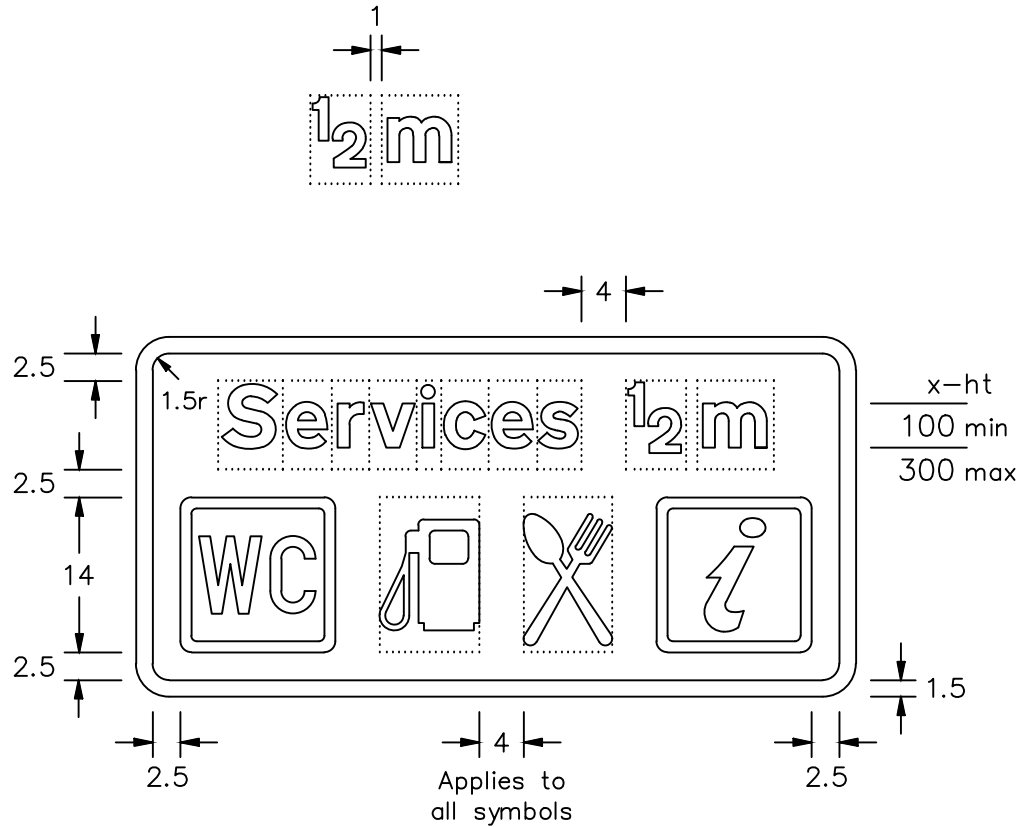
Drawing No.
P 2313.1
Sheet 1 of 2

Related Drawings
S 44, S 46,
S 47 & T 1

Before using this drawing, confirm that it has not been superseded.

© CROWN COPYRIGHT

- NOTES: 1. The legend is from the Transport Heavy alphabet at the x-heights shown.
2. Symbol details are given on drawings S 44, S 46, S 47 & T 1.
3. The tile outlines do not form part of the signs.
4. COLOURS: -
Background ----- WHITE
Legend, Border & Symbols --- BLACK
5. DIMENSIONS : x-heights are in millimetres, other dimensions are in stroke widths. (4sw = x-height)
6. SYMBOL SIZES: -
All symbols are 14sw high (tiles where shown). Symbol widths are as follows.
- | | | | |
|-----------|------|----------------------|------|
| WC ----- | 14sw | Spoon & Fork ---- | 8sw |
| Pump ---- | 9sw | 'i' information ---- | 14sw |
| Cup ----- | 10sw | | |
7. See sheet 2 for another variant.



P2313x1-1

Department for
Transport

Title: Services Signs
SERVICES AHEAD OPEN 24 HOURS
ON ALL-PURPOSE ROAD

Issue: Date:
A: 1.3.05
B: 11.11.11
C:

Drawn by :
R.M.
Approved by :
R.M.

Dimensions :
SEE
NOTE 5

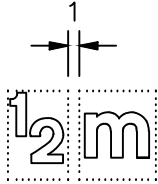
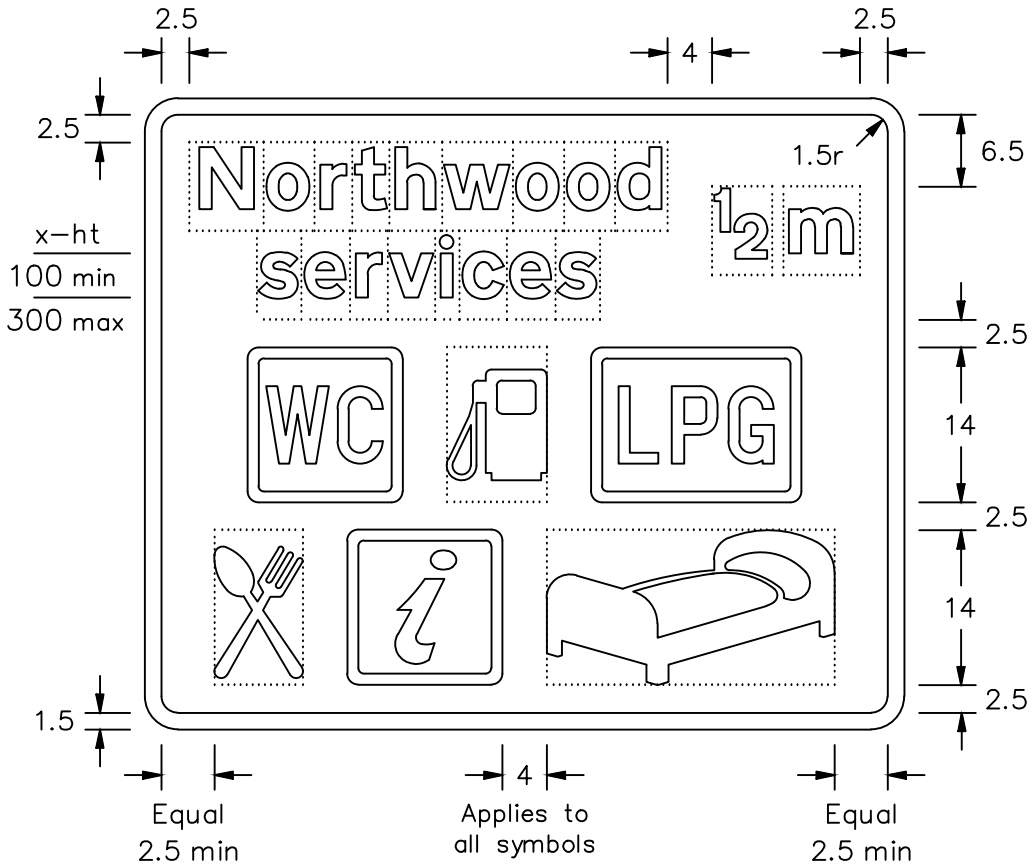
Drawing No.
P 2313.1
Sheet 1 of 2

Drawing No.
P 2313.1
Sheet 2 of 2

Related Drawings
S 44, S 46,
S 47 & T 1

© CROWN COPYRIGHT

- NOTES: 1. The legend is from the Transport Heavy alphabet at the x-heights shown.
2. Symbol details are given on drawings S 44, S 46, S 47 & T 1.
3. The tile outlines do not form part of the sign.
4. COLOURS: -
Background ----- WHITE
Legend, Border & Symbols ---- BLACK
5. DIMENSIONS : x-heights are in millimetres, other dimensions are in stroke widths. (4sw = x-height)
6. SYMBOL SIZES: -
All symbols are 14sw high (tiles where shown).
Symbol widths are as follows.
- | | |
|----------------|---------------------------|
| WC ----- 14sw | Spoon & Fork ---- 8sw |
| Pump ---- 9sw | 'i' information ---- 14sw |
| LPG ----- 19sw | Bed ----- 26sw |



P2313x1-2

Before using this drawing, confirm that it has not been superseded.

	Title:	Services Sign	Issue:	Date:	Drawn by:	Dimensions:	Drawing No.
	SERVICES AHEAD OPEN 24 HOURS ON ALL-PURPOSE ROAD (variant)		A:	1.3.05	R.M.	SEE NOTE 5	P 2313.1
			B:	11.11.11	Approved by:		Sheet 2 of 2
			C:		R.M.		

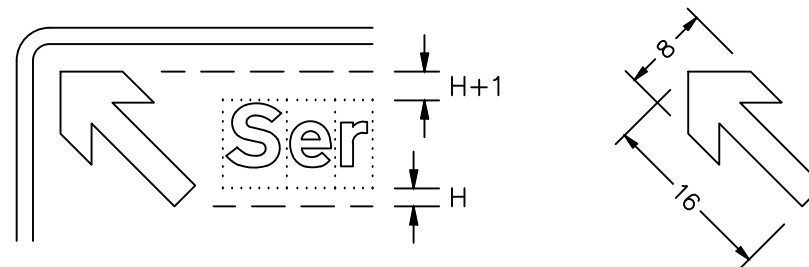
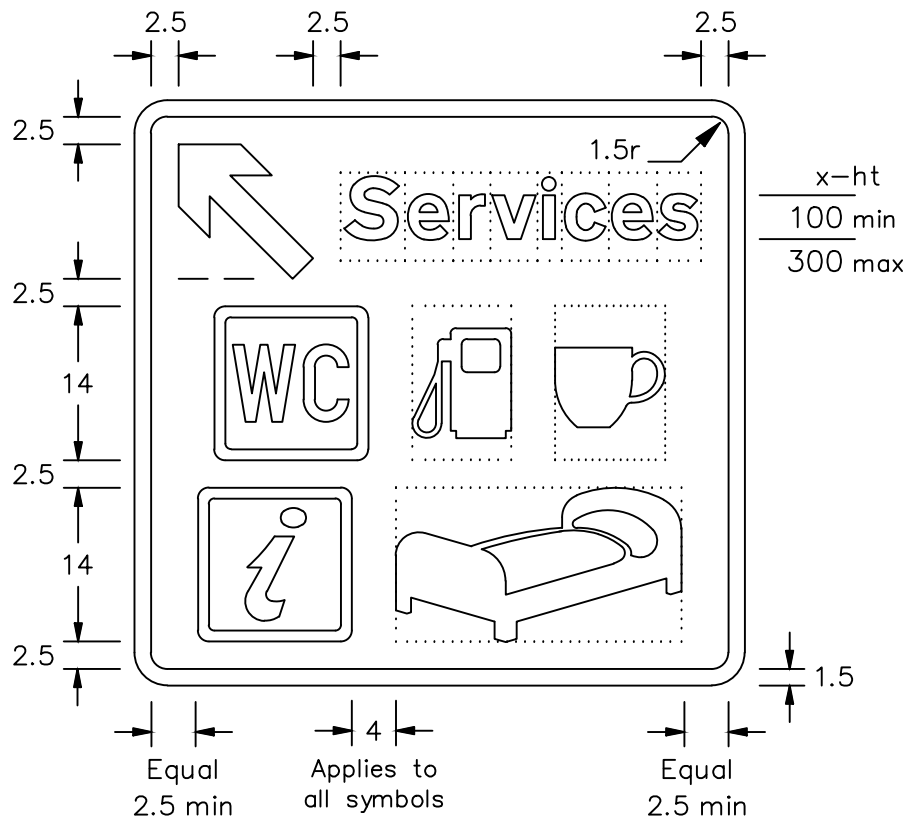
Drawing No.
P 2313.2
 Sheet 1 of 2

Related Drawings
 S 44, S 46,
 S 47 & T 1

Before using this drawing, confirm
 that it has not been superseded.

© CROWN COPYRIGHT

- NOTES: 1. The legend is from the Transport Heavy alphabet at the x-heights shown.
2. Symbol details are given on drawings S 44, S 46, S 47 & T 1.
3. The tile outlines do not form part of the sign.
4. COLOURS: -
 Background ----- WHITE
 Legend & Border ---- BLACK
 Symbols & Arrow ---- BLACK
5. DIMENSIONS : x-heights are in millimetres, other dimensions are in stroke widths. (4sw = x-height)
6. SYMBOL SIZES: -
 All symbols are 14sw high (tiles where shown).
 Symbol widths are as follows.
- WC ----- 14sw 'i' information ---- 14sw
 Pump ---- 9sw Bed ----- 26sw
 Cup ----- 10sw
7. See sheet 2 for variants.



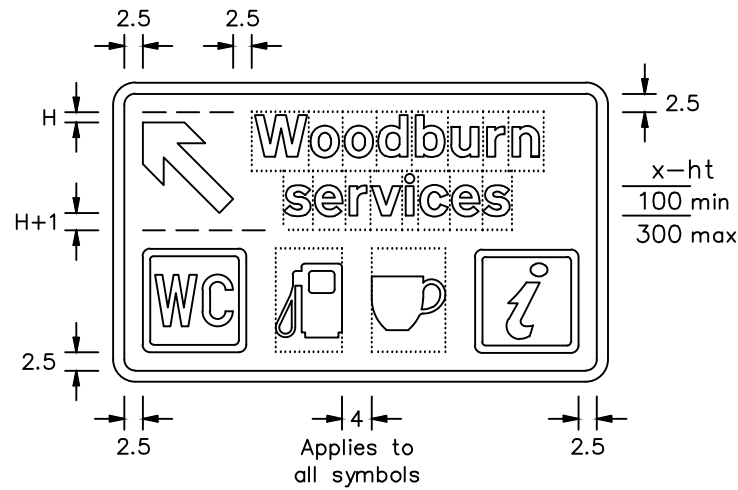
P2313x2-1

Department for Transport	Title:	Services Sign	Issue:	Date:	Drawn by:	Dimensions:	Drawing No.
	DIRECTION TO SERVICES OPEN 24 HRS ON ALL-PURPOSE ROAD		A:	1.3.05	R.M.	SEE NOTE 5	P 2313.2
			B:	11.11.11	Approved by:		Sheet 1 of 2
			C:		R.M.		

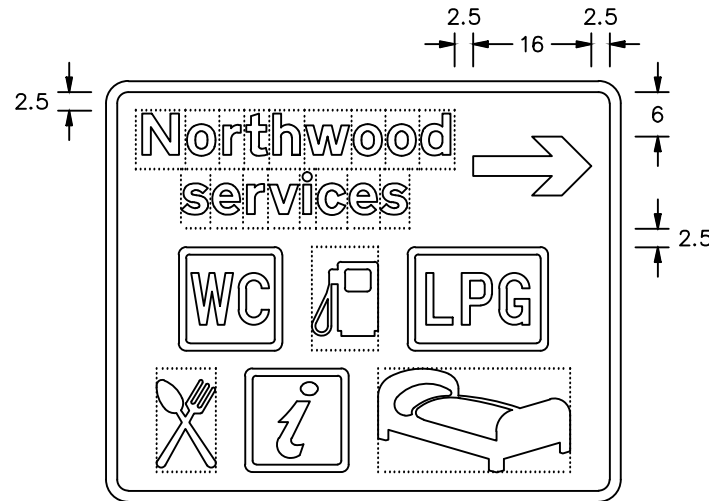
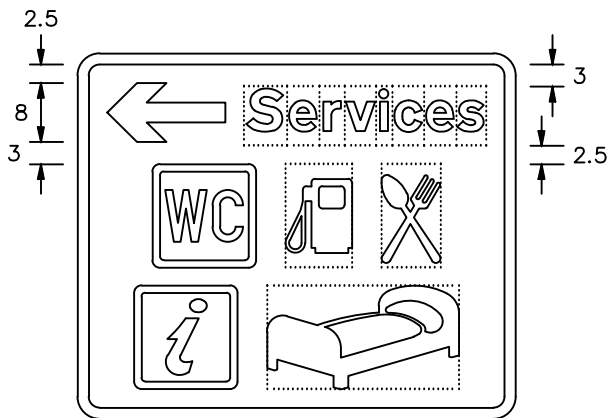
Drawing No.
P 2313.2
 Sheet 2 of 2

Related Drawings
 S 44, S 46,
 S 47 & T 1

© CROWN COPYRIGHT



- NOTES: 1. The legend is from the Transport Heavy alphabet at the x-heights shown.
2. Symbol details are given on drawings S 44, S 46, S 47 & T 1.
3. The tile outlines do not form part of the signs.
4. COLOURS:—
 Background ----- WHITE
 Legend & Border ---- BLACK
 Symbols & Arrow ---- BLACK
5. DIMENSIONS : x-heights are in millimetres, other dimensions are in stroke widths. (4sw = x-height)
6. SYMBOL SIZES:—
 All symbols are 14sw high (tiles where shown).
 Symbol widths are as follows.
- | | |
|---------------|---------------------------|
| WC ----- 14sw | Spoon & Fork ---- 8sw |
| Pump ---- 9sw | 'i' information ---- 14sw |
| LPG ---- 19sw | Bed ----- 26sw |
| Cup ---- 10sw | |
7. See sheet 1 for other dimensions.



P2313x2-2

Before using this drawing, confirm that it has not been superseded.

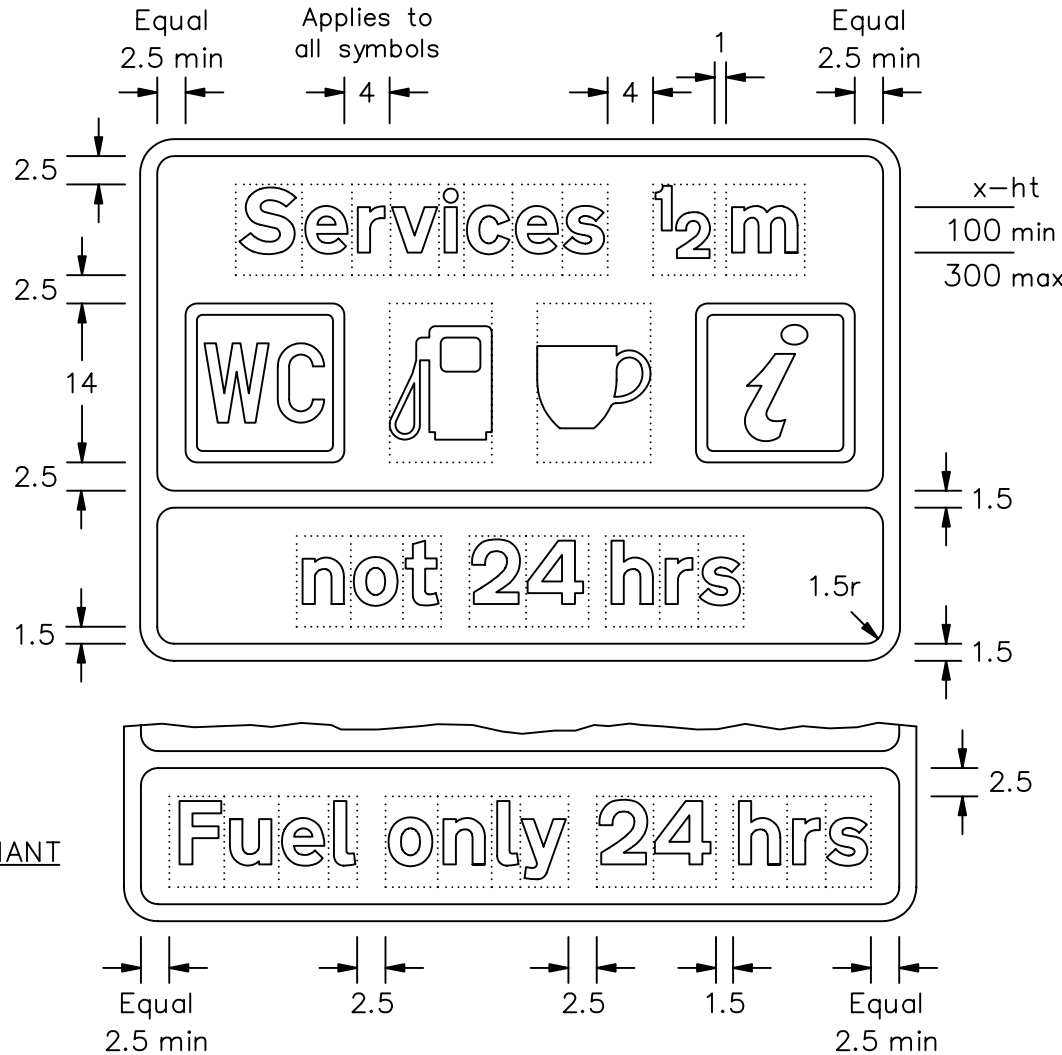
Department for Transport	Title: Services Signs	Issue: A: 1.3.05 B: 11.11.11 C:	Date: 1.3.05 11.11.11	Drawn by : R.M. Approved by: R.M.	Dimensions : SEE NOTE 5	Drawing No. P 2313.2 Sheet 2 of 2
	DIRECTION TO SERVICES OPEN 24 HRS ON ALL-PURPOSE ROAD (variants)					

Drawing No.
P 2313.3

Related Drawings
S 44, S 46, S 47,
T 1 & P 2313.1

© CROWN COPYRIGHT

- NOTES: 1. The legend is from the Transport Heavy alphabet at the x-heights shown.
2. Symbol details are given on drawings S 44, S 46, S 47 & T 1.
3. The tile outlines do not form part of the signs.
4. COLOURS: -
Background ----- WHITE
Legend, Borders & Symbols ---- BLACK
5. DIMENSIONS : x-heights are in millimetres, other dimensions are in stroke widths. (4sw = x-height)
6. SYMBOL SIZES: -
All symbols are 14sw high (tiles where shown).
Symbol widths are as follows.
- WC ----- 14sw Cup ----- 10sw
Pump ---- 9sw 'i' information ---- 14sw
7. See drawing P 2313.1 for variants of the upper panel.



P2313x3

Before using this drawing, confirm that it has not been superseded.

Department for
Transport

Title: Services Signs
SERVICES AHEAD ON ALL-PURPOSE
ROAD - NOT OPEN 24 HOURS

Issue: Date:
A: 1.3.05
B:
C:

Drawn by:
R.M.
Approved by:
R.M.

Dimensions:
SEE
NOTE 5

Drawing No.
P 2313.3

Drawing No.
P 2313.4
 Sheet 1 of 2

Related Drawings
 S 44, S 46, S 47,
 T 1 & P 2313.2

Before using this drawing, confirm
 that it has not been superseded.

© CROWN COPYRIGHT

NOTES: 1. The legend is from the Transport Heavy alphabet at the
 x-heights shown.

2. Symbol details are given on drawings S 44, S 46, S 47,
 & T 1.

3. The tile outlines do not form part of the sign.

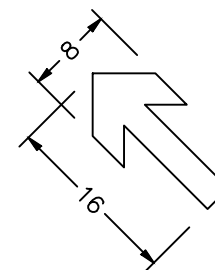
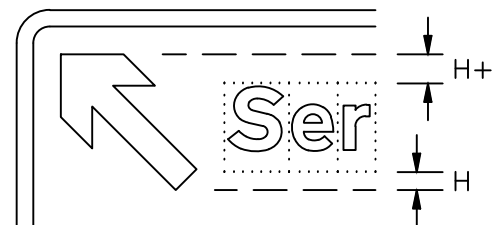
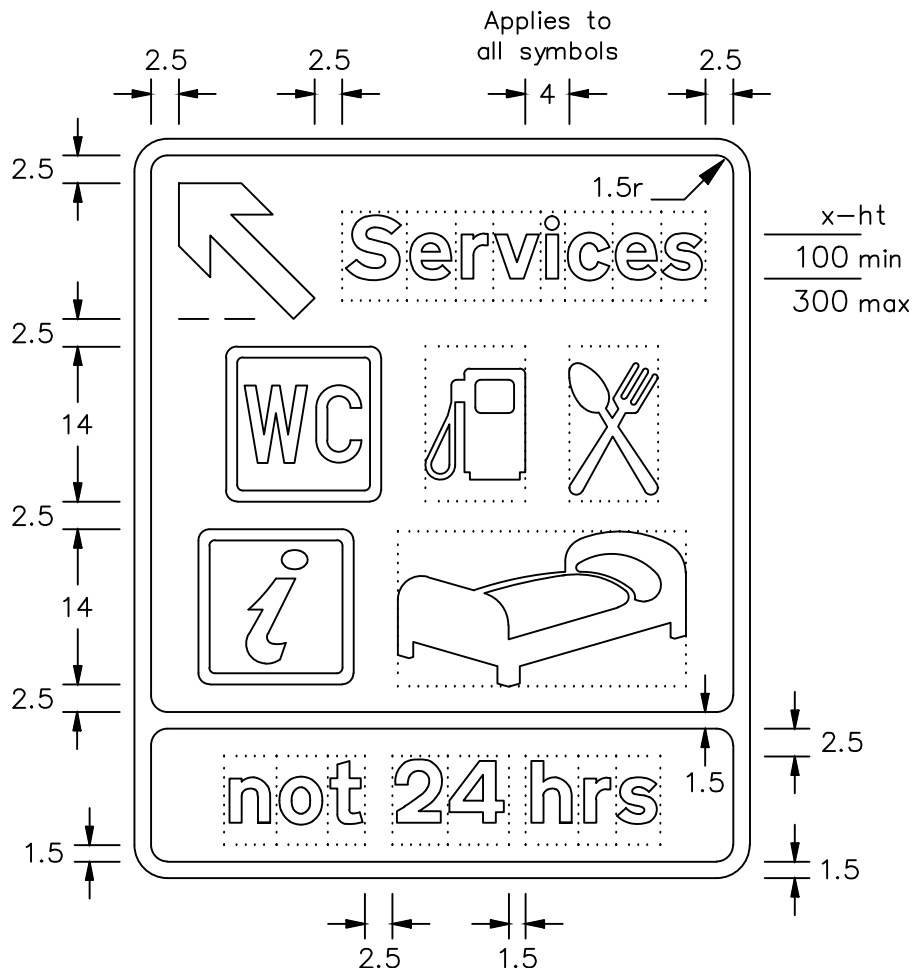
4. COLOURS : Background ----- WHITE
 Legend & Borders ---- BLACK
 Symbols & Arrow ---- BLACK

5. DIMENSIONS : x-heights are in millimetres, other
 dimensions are in stroke widths. (4sw = x-height)

6. SYMBOL SIZES: -
 All symbols are 14sw high (tiles where shown). Symbol
 widths are as follows.

WC ----- 14sw Spoon & Fork ---- 8sw
 Pump ---- 9sw 'i' information ---- 14sw
 Bed ----- 26sw

7. See sheet 2 for variant including 'Fuel only 24 hrs'. See
 drawing P 2313.2 for other variants of the upper panel.



P2313x4-1

Department for
Transport

Title: Services Sign
 DIRECTION TO SERVICES ON ALL-PURPOSE
 ROAD - NOT OPEN 24 HOURS

Issue: Date:
 A: 3.3.05
 B: 11.11.11
 C:

Drawn by :
 R.M.
 Approved by:
 R.M.

Dimensions :
 SEE
 NOTE 5

Drawing No.
P 2313.4
 Sheet 1 of 2

Drawing No.

P 2313.4
Sheet 2 of 2

Related Drawings

S 44, S 46, S 47,
T 1 & P 2313.2

© CROWN COPYRIGHT

NOTES: 1. The legend is from the Transport Heavy alphabet at the x-heights shown.

2. Symbol details are given on drawings S 44, S 46, S 47 & T 1.

3. The tile outlines do not form part of the sign.

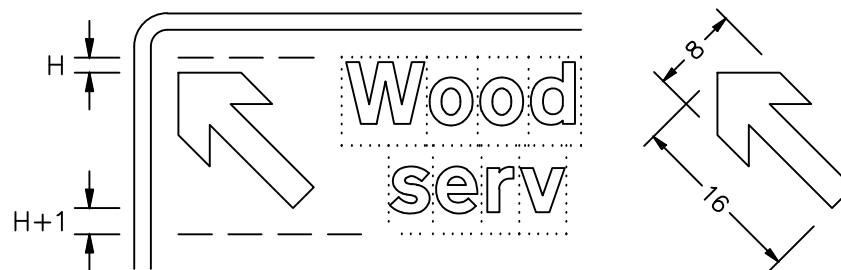
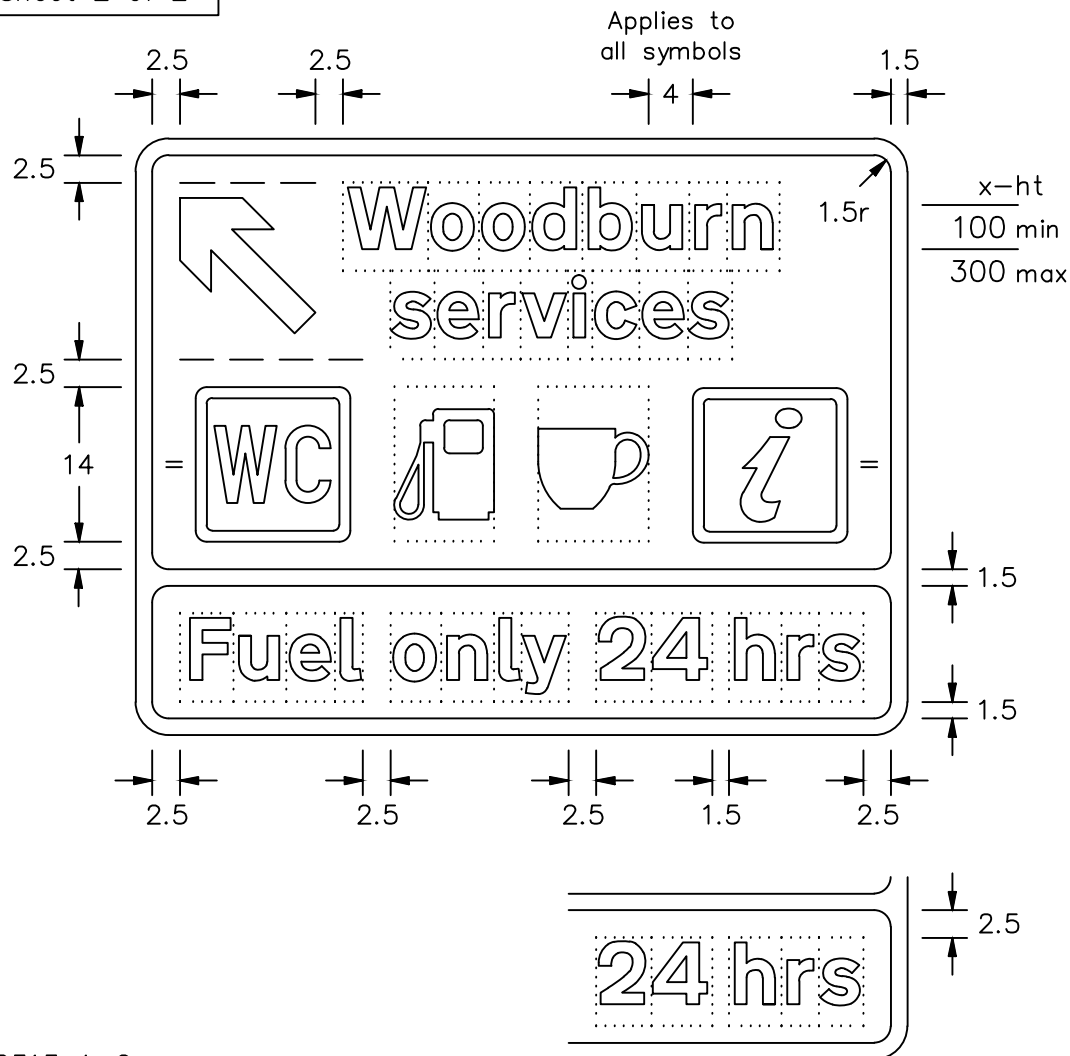
4. COLOURS : Background ----- WHITE
Legend & Borders ---- BLACK
Symbols & Arrow ---- BLACK

5. DIMENSIONS : x-heights are in millimetres, other dimensions are in stroke widths. (4sw = x-height)

6. SYMBOL SIZES: -
All symbols are 14sw high (tiles where shown). Symbol widths are as follows.

WC ----- 14sw Cup ----- 10sw
Pump ---- 9sw 'i' information ---- 14sw

7. See drawing P 2313.2 for further variants of the upper panel.



P2313x4-2

Before using this drawing, confirm that it has not been superseded.

Department for
Transport

Title: Services Sign
DIRECTION TO SERVICES ON ALL-PURPOSE
ROAD - NOT OPEN 24 HOURS (variant)

Issue: Date:
A: 3.3.05
B: 11.11.11
C:

Drawn by :
R.M.
Approved by:
R.M.

Dimensions :
SEE
NOTE 5

Drawing No.
P 2313.4
Sheet 2 of 2

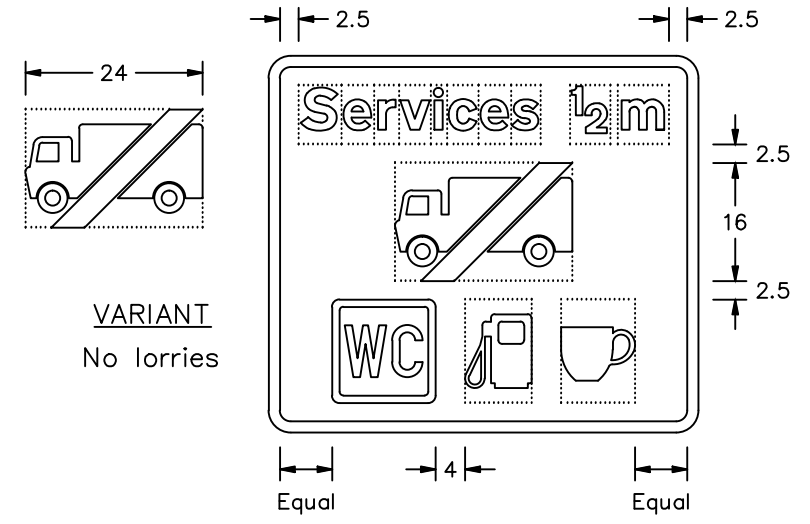
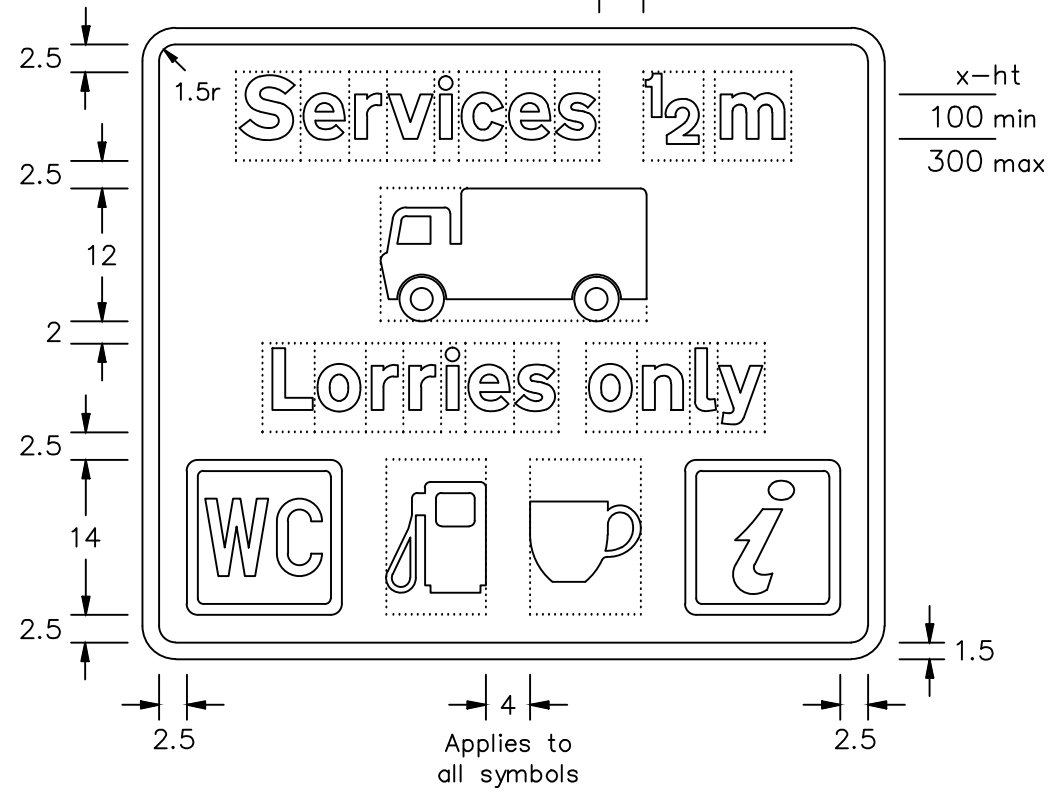
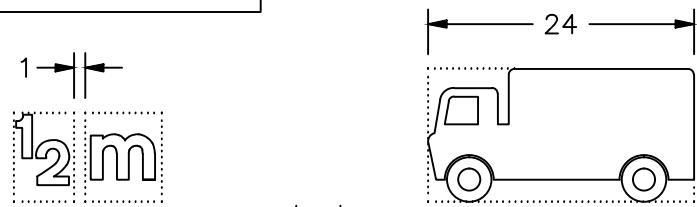
Drawing No.
P 2313.5
Sheet 1 of 2

Related Drawings
S 32, S 44, S 46,
S 47 & T 1

Before using this drawing, confirm that it has not been superseded.

© CROWN COPYRIGHT

- NOTES: 1. The legend is from the Transport Heavy alphabet at the x-heights shown.
2. Symbol details are given on drawings S 32, S 44, S 46, S 47 & T 1.
3. The tile outlines do not form part of the signs.
4. COLOURS : Background ----- WHITE
Legend, Border & Symbols ---- BLACK
Bar through lorry ----- RED
5. DIMENSIONS : x-heights are in millimetres, other dimensions are in stroke widths. (4sw = x-height)
6. SYMBOL SIZES (other than lorry symbols) : Symbols are 14sw high (tiles where shown). Symbol widths are as follows.
- WC ----- 14sw Cup ----- 10sw
Pump ---- 9sw 'i' information ---- 14sw
7. See sheet 2 for other variants.



P2313x5-1

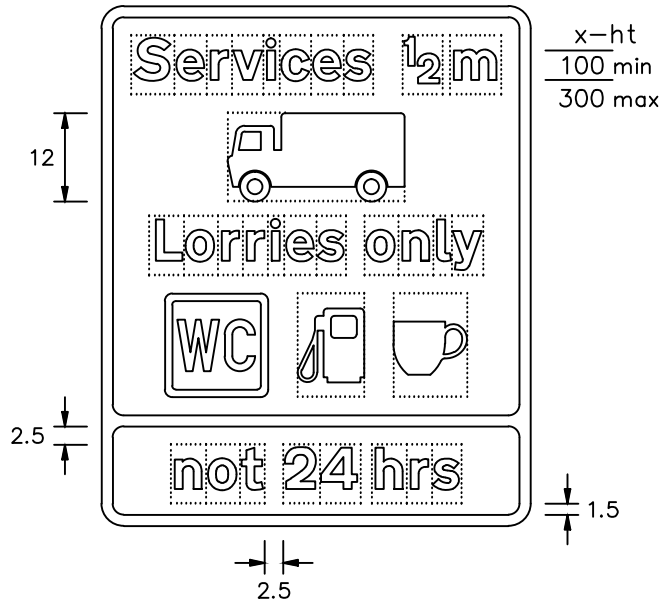
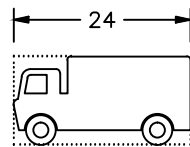
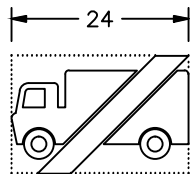
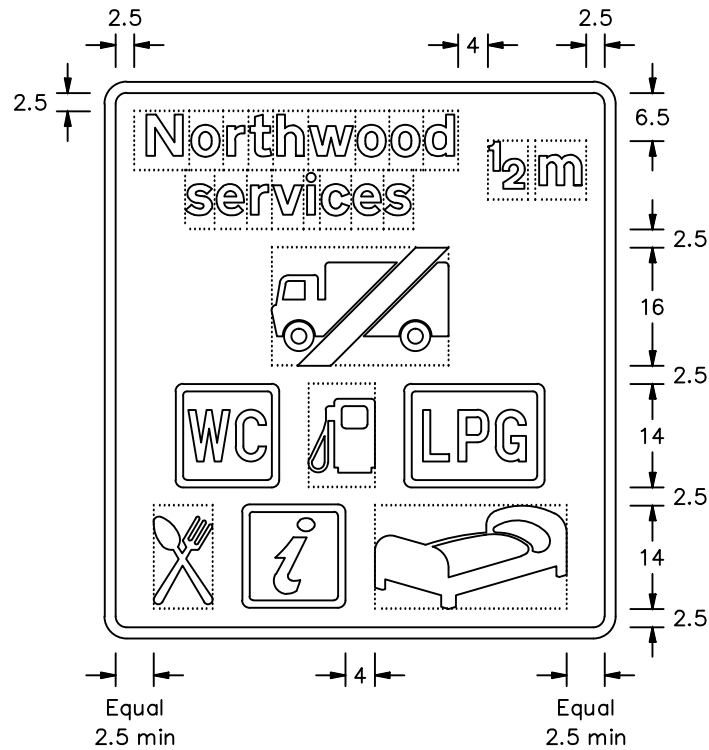
<p>Department for Transport</p>	Title: Services Signs	Issue: A:	Date: 3.3.05	Drawn by: R.M.	Dimensions: SEE NOTE 5	Drawing No. P 2313.5
	SERVICES AHEAD FOR SPECIFIC CLASSES OF VEHICLE	B:	11.11.11	Approved by: R.M.		Sheet 1 of 2
		C:				

Drawing No.
P 2313.5
Sheet 2 of 2

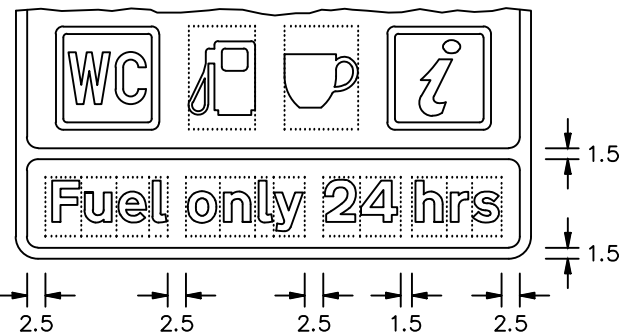
Related Drawings
S 32, S 44, S 46,
S 47 & T 1.

© CROWN COPYRIGHT

NOTES: 1. The legend is from the Transport Heavy alphabet at the x-heights shown.



$\frac{x-ht}{100 \text{ min}}$
300 max



2. Symbol details are given on drawings S 32, S 44, S 46, S 47 & T 1.

3. The tile outlines do not form part of the signs.

4. COLOURS: -
Background ----- WHITE
Legend & Border ---- BLACK
Symbols ----- BLACK
Bar through lorry ---- RED

5. DIMENSIONS : x-heights are in millimetres, other dimensions are in stroke widths. (4sw = x-height)

6. SYMBOL SIZES
(other than lorry symbols): -
Symbols are 14sw high (tiles where shown). Symbol widths are as follows.

WC ----- 14sw
Pump ----- 9sw
LGP ----- 19sw
Cup ----- 10sw
Spoon & Fork ---- 8sw
'i' information ---- 14sw
Bed ----- 26sw

7. See sheet 1 for other dimensions.

Before using this drawing, confirm that it has not been superseded.

P2313x5-2

Department for
Transport

Title: Services Signs
SERVICES AHEAD FOR SPECIFIC
CLASSES OF VEHICLE (variants)

Issue: Date:
A: 3.3.05
B: 11.11.11
C:

Drawn by :
R.M.
Approved by:

Dimensions :
SEE
NOTE 5

Drawing No.
P 2313.5
Sheet 2 of 2

Drawing No.
NP 2919.2
Sheet 1 of 2

Related Drawings
S 32, S 45,
S 46 & S 47

© CROWN COPYRIGHT

NOTES: 1. The legend is from the Transport Medium alphabet at the x-heights shown. 250–400mm on motorway or 100–300mm on all-purpose road.

2. Symbol details are given on drawings S 32, S 45, S 46 & S 47.

3. The tile outlines do not form part of the sign.

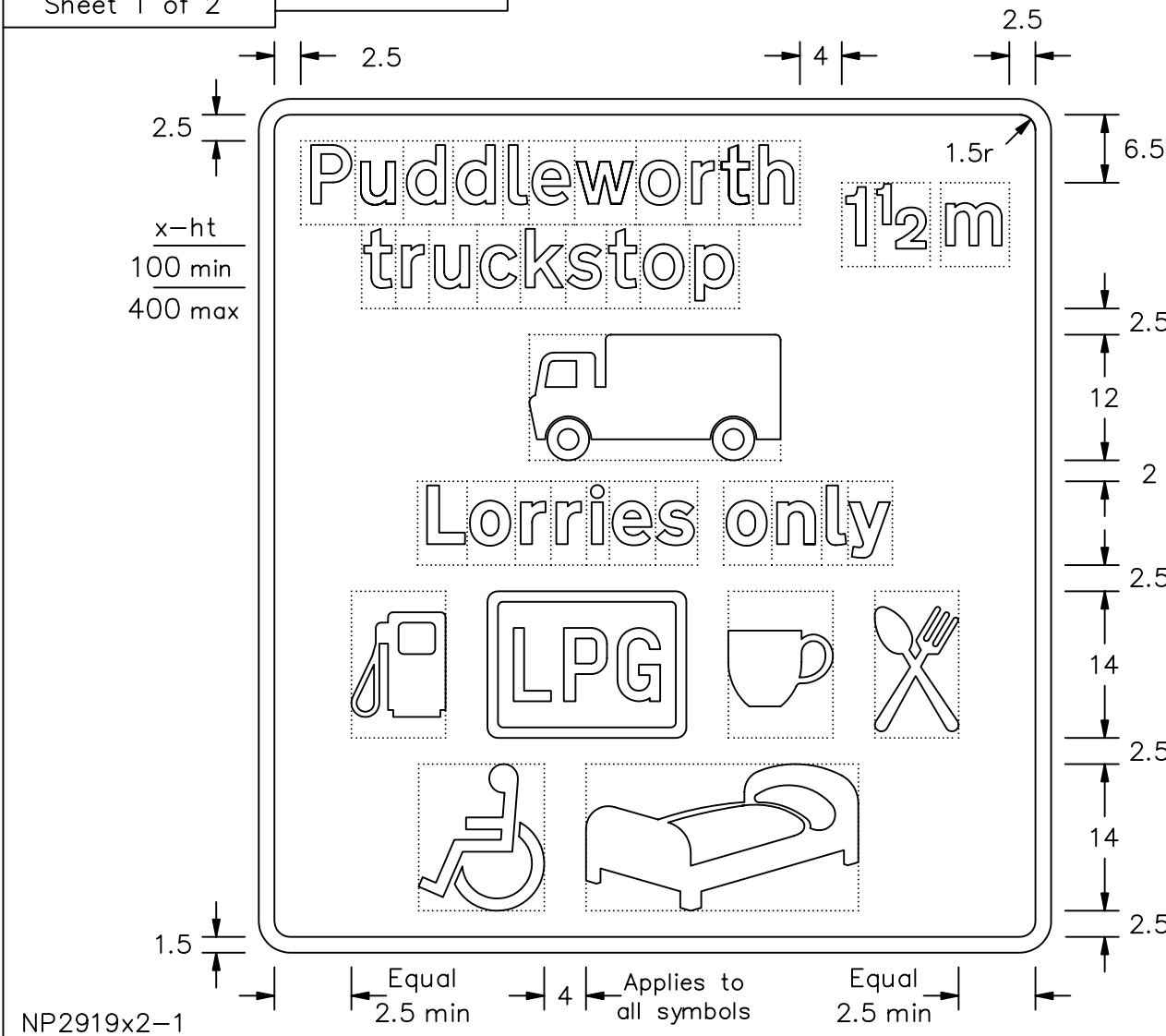
4. COLOURS:—
Background ----- BLACK
Legend, Border & Symbols ---- WHITE

5. DIMENSIONS : x-heights are in millimetres, other dimensions are in stroke widths. (4sw = x-height)

6. SYMBOL SIZES:—
Symbols, other than the lorry symbol, are 14sw high (tiles where shown). Symbol widths are as follows.

Pump -----	9sw	Wheelchair -----	12sw
LPG -----	19sw	Bed -----	26sw
Cup -----	10sw		
Spoon & Fork ----	8sw		

7. See sheet 2 for variant and other dimensions.



Before using this drawing, confirm that it has not been superseded.

Department for
Transport

Title: Services Sign
MOTORWAY LORRY ONLY SERVICE AREA AHEAD
(Sign on motorway or all-purpose road)

Issue: Date:
A: 20.5.05
B:
C:

Drawn by: L.W.
Approved by: R.M.

Dimensions:
SEE
NOTE 5

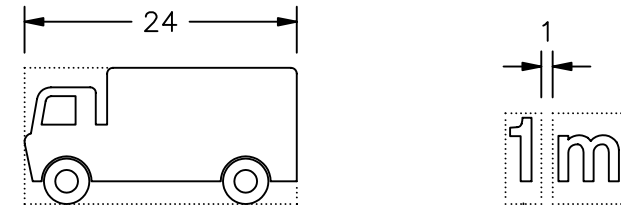
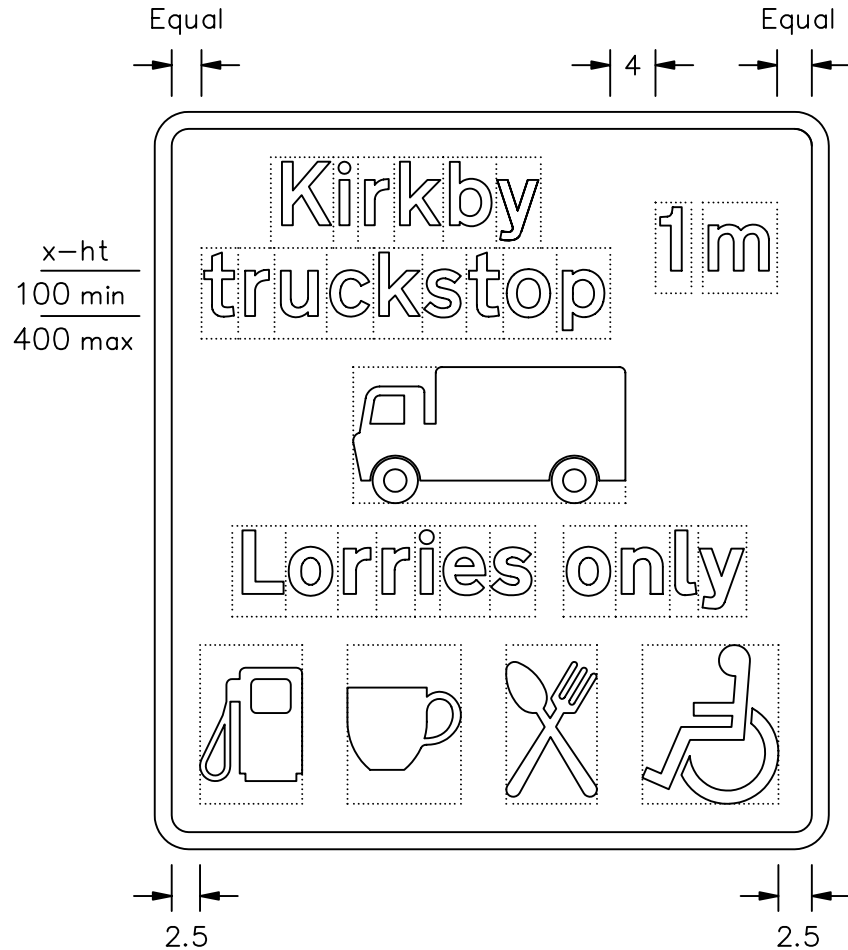
Drawing No.
NP 2919.2
Sheet 1 of 2

Drawing No.
 NP 2919.2
 Sheet 2 of 2

Related Drawings
 S 32, S 45,
 S 46 & S 47

© CROWN COPYRIGHT

- NOTES: 1. The legend is from the Transport Medium alphabet at the x-heights shown. 250–400mm on motorway or 100–300mm on all-purpose road.
2. Symbol details are given on drawings S 32, S 45, S 46 & S 47.
3. The tile outlines do not form part of the sign.
4. COLOURS: –
 Background ----- BLACK
 Legend, Border & Symbols --- WHITE
5. DIMENSIONS : x-heights are in millimetres, other dimensions are in stroke widths. (4sw = x-height)
6. SYMBOL SIZES: –
 Symbols, other than the lorry symbol, are 14sw high (tiles where shown). Symbol widths are as follows.
- | | | | |
|------------|------|------------------|------|
| Pump ----- | 9sw | Wheelchair ----- | 12sw |
| Cup ----- | 19sw | Spoon & Fork --- | 8sw |
7. See sheet 1 for main sign and other dimensions.



NP2919x2-2

Before using this drawing, confirm that it has not been superseded.

Department for Transport	Title:	Services Sign	Issue:	Date:	Drawn by:	Dimensions:	Drawing No.
	MOTORWAY LORRY ONLY SERVICE AREA AHEAD (Sign on motorway or all-purpose road)		A:	20.5.05	L.W.	SEE NOTE 5	NP 2919.2
			B:		Approved by:		Sheet 2 of 2
			C:		R.M.		

Drawing No.
P 2920.1

Before using this drawing, confirm that it has not been superseded.

© CROWN COPYRIGHT


NOTES: 1. The legend in the main panel is from the Transport Medium alphabet at the x-heights shown.

2. The tile outlines do not form part of the signs.

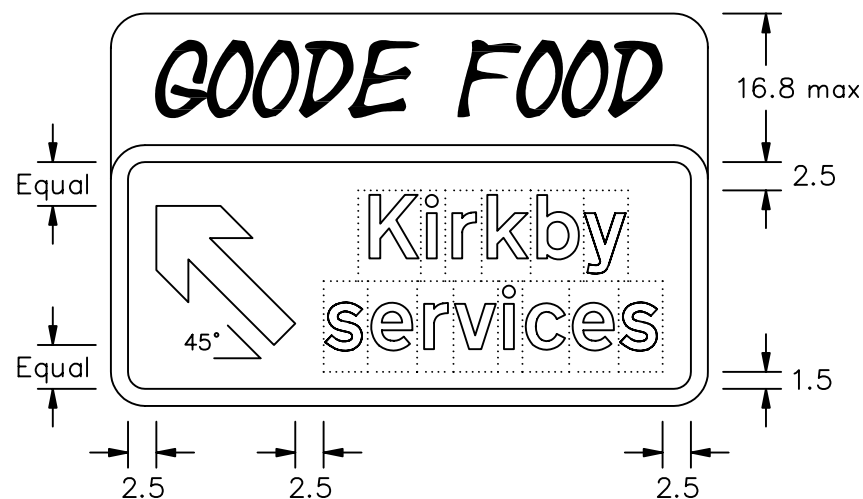
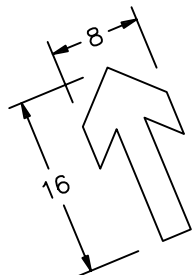
3. COLOURS (main panel) :-
Background ----- BLUE
Legend, Border & Arrow --- WHITE

4. DIMENSIONS : x-heights are in millimetres, other dimensions are in stroke widths. (4sw = x-height)

5. The upper panel may be in any style of lettering, in any contrasting colours and may include the operator's logo. The upper panel, excluding the border to the main sign, may be omitted.



* This dimension is increased when the upper panel determines the width of the sign



VARIANT

P2920x1

Department for
Transport

Title: Motorway Directional Signs
DIRECTION TO
MOTORWAY SERVICE AREA

Issue: Date: Drawn by:
A: 4.3.05 R.M.
B: Approved by:
C: R.M.

Dimensions:
SEE
NOTE 4

Drawing No.
P 2920.1

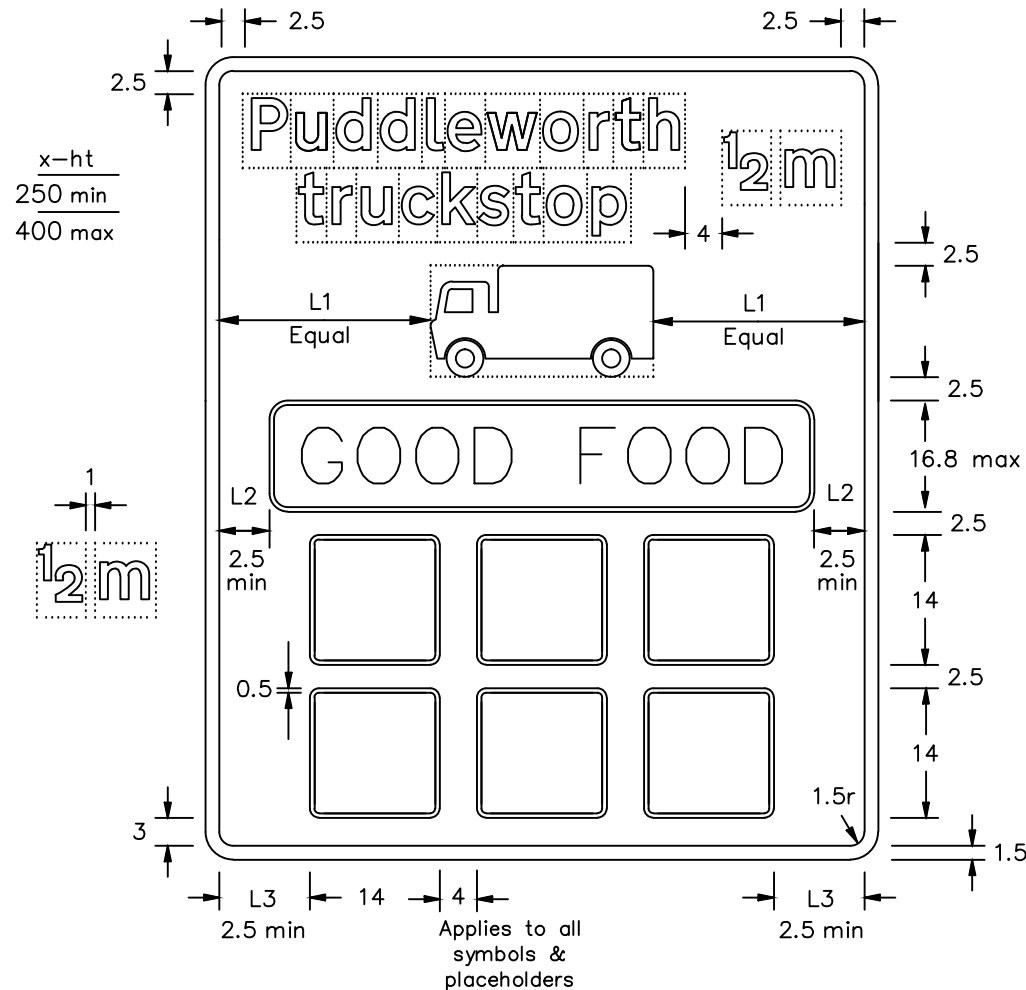
Drawing No.
NP 2919.4
Sheet 1 of 2

Related Drawings
S 32

Before using this drawing, confirm
that it has not been superseded.

© CROWN COPYRIGHT

- NOTES:
- The legend is from the Transport Medium alphabet at the x-heights shown.
 - The tile outlines do not form part of the sign.
 - COLOURS (main panel) :-
Background ----- BLACK
Legend, Border & Placeholders --- WHITE
Lorry ----- WHITE
 - DIMENSIONS : x-heights are in millimeters, other dimensions are in stroke widths. (4sw = x-height)
 - All placeholders are 14sw x 14sw including a 0.5sw white border and may contain any corporate identifier. Duplicate or variants of the same corporate identifier are not permitted. Duplication of the same corporate identifier within one placeholder are not permitted.
 - The order left to right, top to bottom shall be fuel, refreshments, other information and accommodation.
 - Prescribed symbols at a height of 14sw may be substituted for any of the placeholders.
 - The number of placeholders may be varied but shall not exceed 6. Unused placeholders must be omitted, not replaced by a blank placeholder.
 - The operator name panel may be in any style of lettering in any contrasting colours. It must have a 0.5sw white border. An unused operator name panel must be omitted, not replaced by a blank panel.
 - Symbol details are given in drawing S 32. The lorry symbol is 12sw high and 24sw in width.
 - See sheet 2 for variant.



NP2919x4-1

Department for
Transport

Title: Motorway Informatory Sign
MOTORWAY LORRY ONLY SERVICE AREA AHEAD
(Sign on motorway or all-purpose road)

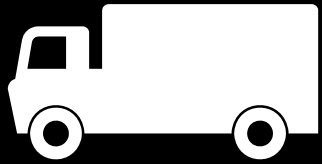
Issue: Date:
A: 20.6.11
B: 17.5.12
C: 17.11.16

Drawn by :
A.K.
Approved by:
J.B.


Dimensions :
SEE
NOTE 4

Drawing No.
NP 2919.4
Sheet 1 of 2

Puddlesworth truckstop $\frac{1}{2}$ m



GOOD FOOD



Puddlesworth truckstop $\frac{1}{2}$ m



GOOD FOOD

