

National Insurance Numbers Allocated to Adult Overseas Nationals

Registrations to June 2016

Quarterly

Published 25th August 2016

United Kingdom



This report provides statistics on National Insurance Numbers (NINo) allocated to adult overseas nationals entering the United Kingdom (UK). A NINo is generally required by any overseas national looking to work or claim benefits / tax credits in the UK, including the self employed or students working part time.

Figures are based on recorded registration date on the HMRC National Insurance Recording and Pay as you Earn System, i.e. after the NINo application process has been completed. This may be a number of weeks or months (or in some cases years) after arriving in the UK

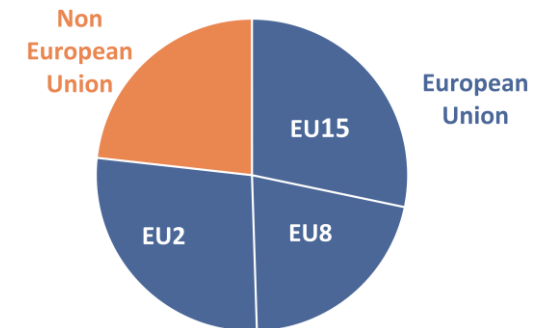
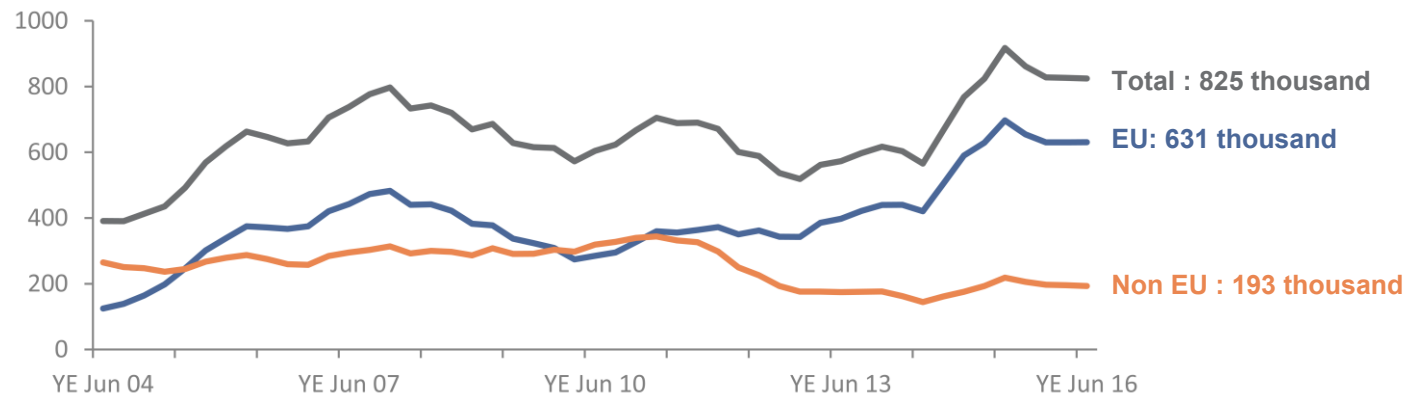
Main stories

825 thousand NINo's registered in the year to June 2016:

Both EU and Non EU show a fall from the previous year (to June 2015), however latest quarterly figures show registrations remaining level

76% from within the EU

Registrations in thousands



At a glance

Page

Where in the world are people registering from?

3

Characteristics of people registering

4

Where in the UK are people registering?

5

Focus on : Nationality (at NINo registration) of DWP working age benefit claimants.

5

The 'focus on' article contained in this report is an update on nationality at point of NINo registration of DWP working age benefit recipients. [These are classed as Official Statistics](#)

Lead Statistician: Steve Watkins

Steven.watkins@dwp.gsi.gov.uk

DWP Press Office: 0203 267 5144

Comments? Feedback is welcome

Published 25th August 2016

Next edition on 1st December 2016

© Crown copyright

What you need to know

This summary contains 100% statistics on National Insurance Numbers (NINo) allocated to adult overseas nationals, covering the period from January 2002 to June 2016.

The NINo statistics show the number of people registering for a NINo in order to work or to claim benefits / tax credits and are one of a number of supplementary measures produced by Government of immigration to the UK.

They are a measure of in-flow to the UK, primarily for employment, including both short-term and long-term migrants and include foreign nationals who have already been in the country but not previously required a NINo as well as migrants who may have subsequently returned abroad.

The statistics are published as part of the scheduled timetable for the release of cross-Government migration statistics. The [Migration Statistics Quarterly Report \(MSQR\)](#) is a summary of the quarterly releases of official international migration statistics by the Office for National Statistics (ONS).

NINo statistics are not a direct measure of long term migration and therefore are not directly comparable with ONS long-term estimates of immigration. On 7 March 2016, the ONS published an [information note](#) explaining the reasons why long-term international immigration figures from the International Passenger Survey (IPS) could differ from the number of NINo registrations.

On 12 May 2016, ONS published a follow up [analytical paper](#) presenting analysis that has been undertaken across government to help understand why the 2 series are showing different trends, with focus on EU migration

World Areas

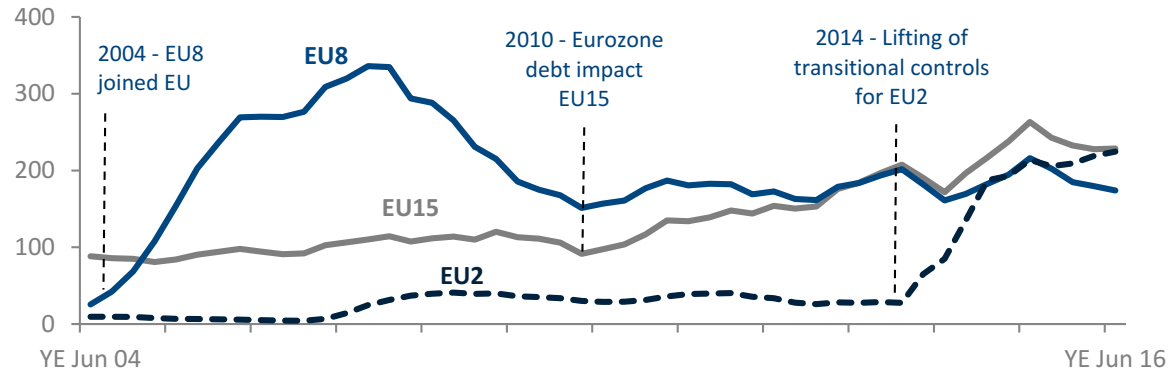
For reporting purposes, countries have been grouped into 'world areas' based primarily on geographical location. Countries are grouped according to current world area status for the entire back series.

World Area	Sub Group
European Union (EU)	European Union EU15 (original EU members), European Union EU8 (joined EU in 2004), European Union EU2 (Romania & Bulgaria), European Union Other
Non-European Union (Other Europe)	Other Europe
Asia	Middle East and Central Asia, East Asia, South Asia, South East Asia
Rest of the World	Sub-Saharan Africa, North Africa, Central and South America, Oceania

Where are NINo registrations from?

Registrations to EU8 are around half of their peak in 2007 while EU15 and EU2 make up 55% of all registrations.

NINo registrations to EU nationals in the year to June 2016, thousands.



Following a generally increasing trend since 2010, registrations to EU nationals have shown a small decrease over recent quarters.

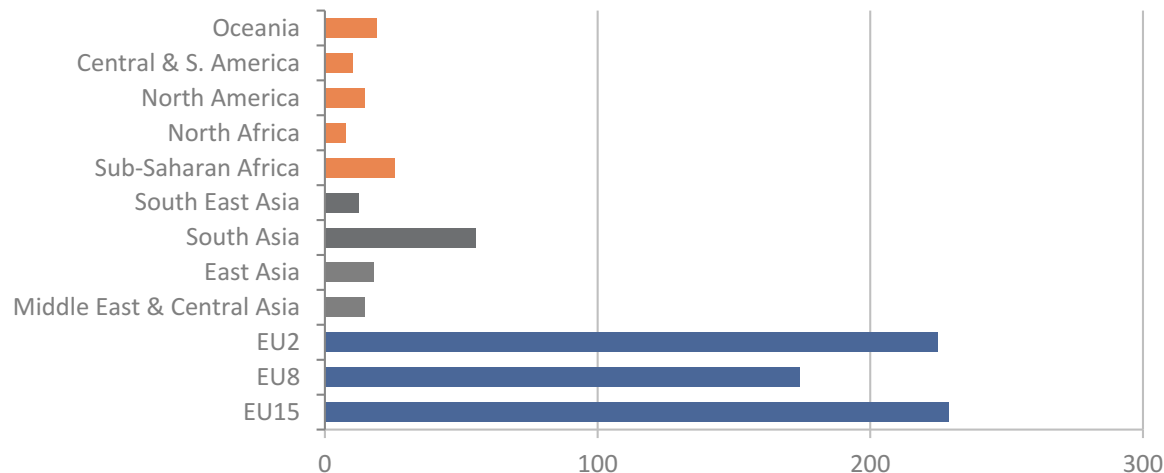
At 174 thousand, registrations to EU8 nationals are almost half of what they were in 2007.

The number of NINo registrations from EU2 nationals (Bulgaria and Romania) was 224 thousand, an increase of 11 thousand (5%) on the previous year.

See **table 3** for summary statistics and [Stat-Xplore](#) for the full data series

Outside of the EU, South Asia has the most registrations

Registrations (thousands) in the year to June 2016 by world area



Top 5 individual nationalities – all world areas (thousands):

Nationality	Year to June 2016	% Change
Romania	185	9%
Poland	105	-18%
Italy	59	-8%
Spain	48	-18%
Bulgaria	40	-10%

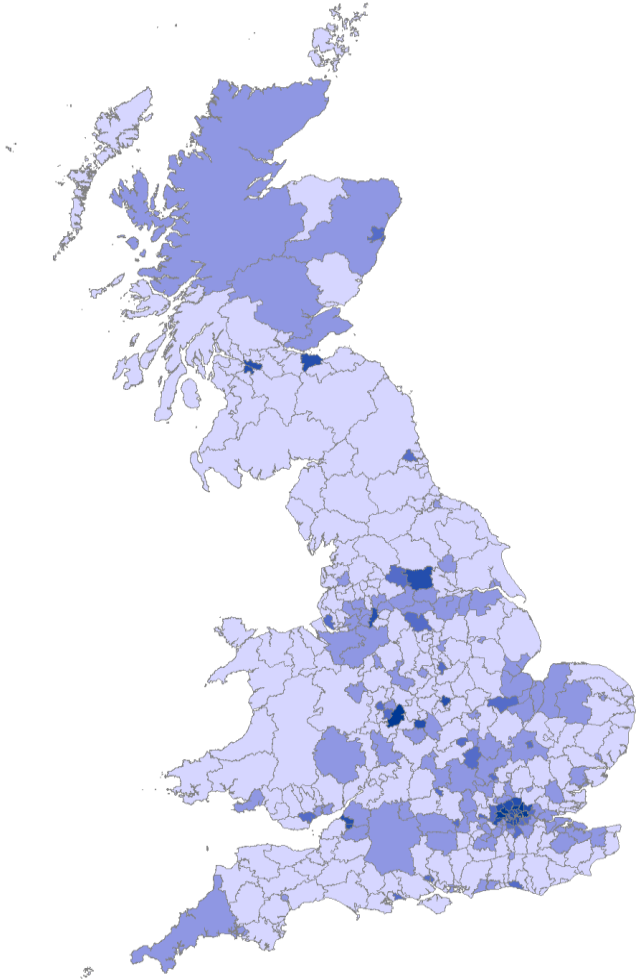
Non EU registrations decreased by 25 thousand (-12%) to 193 thousand

The top 5 non-EU nationalities for registrations were: Indian (34,000) Australian (14,000) Chinese (13,000), Pakistani (12,000) and Nigerian (9,000)

Where in the UK are people registering?

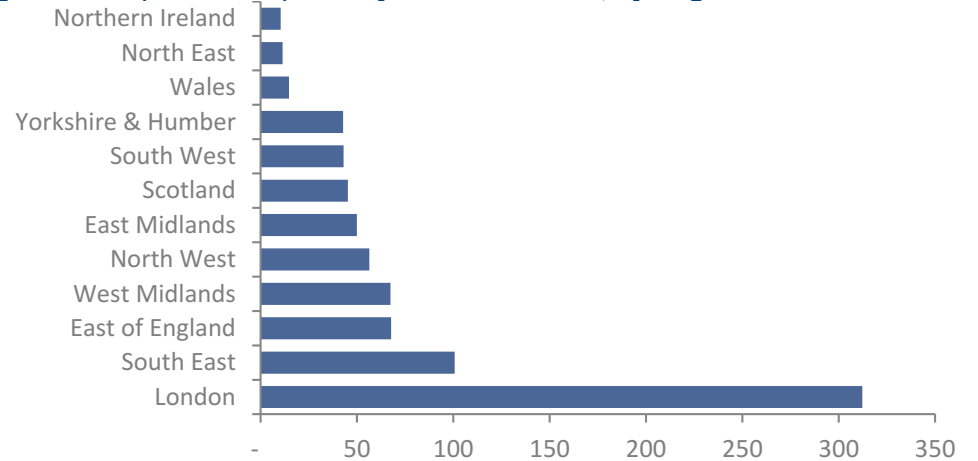
39% of all registrations are in London

NINo registrations in the year to June 2016, by Local Authority



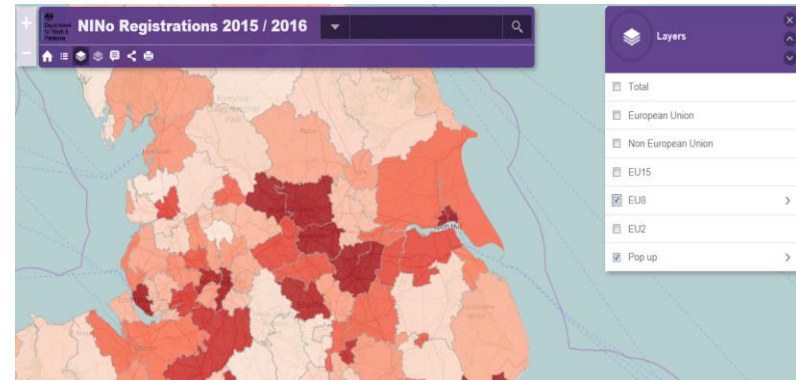
The darker areas of the map are local authorities with high levels of registrations

NINo registrations (thousands) in the year to June 2016, by Region



Where you live

Find out more information about your Local Authority in our interactive map. This shows Local Authority information on registrations by world area (NINo registrations for 2015 / 2016)



To access the interactive version click [here](#)

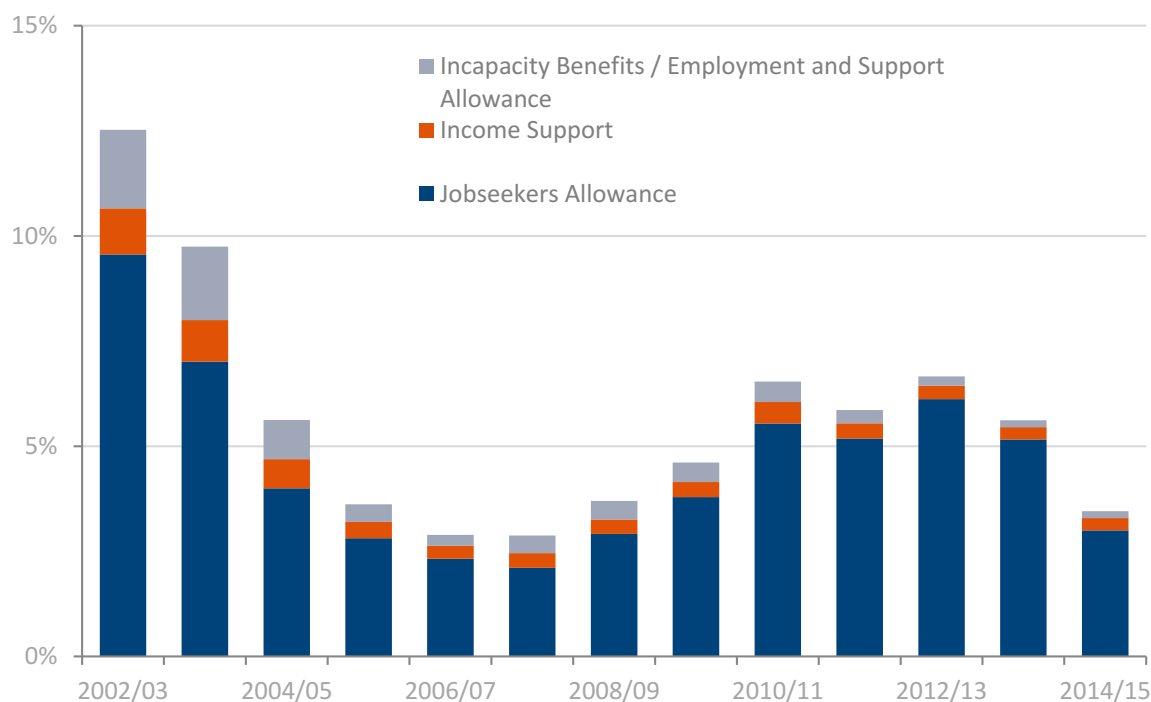
DWP benefits

3% claimed an out of work benefit within 6 months of registration

DWP produces quarterly National Statistics of benefit claimants in the UK. In particular, key out-of-work benefits data (Jobseekers Allowance (JSA), Employment and Support Allowance (ESA), Incapacity Benefit (IB), and Income Support (IS)).

NINo registration data have been merged with DWP benefits data to show numbers and proportions of adult overseas nationals claiming one of the above benefits within 6 months of NINo registration. Note - A claimant may have arrived in the UK months / years prior to NINo registration

Percentage of `adult overseas nationals claiming a DWP key out-of-work benefit within 6 months of NINo registration, by year of registration.



- Of the 824 thousand NINo registrations in 2014/15, 28 thousand (3.4%) were claiming a key out-of-work benefit (see notes) within 6 months of NINo registration date. This compares to 34 thousand (5.6%) on the previous year (2013/14).
- Of the 28 thousand registrations in 2014/15 claiming a benefit within 6 months of registration, 88% claimed JSA, 7% claimed ESA / Incapacity Benefits and 5% claimed IS.

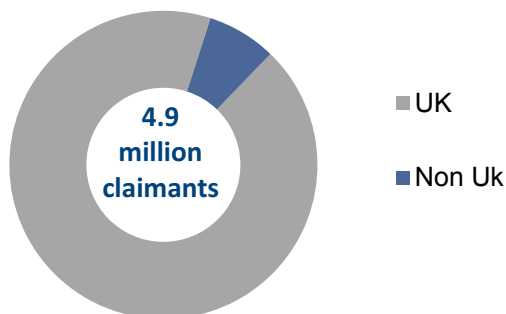
Notes :

- *data used for matching is the National Benefits Database – Benefits data to March 2016 has been used and is subject to a small amount of retrospection.*
- *Benefits are arranged hierarchically (JSA, ESA, IB, IS) and claimants are assigned to the top most benefit which they receive to avoid double counting. Figures Exclude Universal Credit.*
- *Latest registration data for 2015 /16 is not shown as for some registrations the reporting period to link to benefit claims has yet to elapse.*

Focus on: Nationality at point of NINo registration of DWP benefit claimants

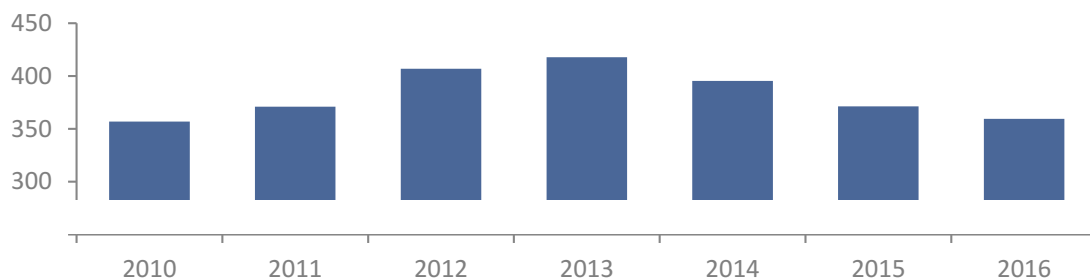
These statistics do not provide a measure of non-UK nationals currently claiming benefits based on their current nationality. The statistics do provide an estimate of the number of people currently claiming benefit who, when they first registered for a NINo (that is, first entered the labour market), were non-UK nationals. These statistics are classified as Official Statistics

7% of DWP working age claimants were overseas nationals



- As at February 2016, 4.9 million people were claiming DWP working age benefits
- Of these, 359 thousand (7.3%) are estimated to have been non-UK nationals when they first registered for a NINo.
- This compares with 371 thousand (7.2%) in 2015

Non-UK nationals at NINo registration: DWP working age benefit claimants (thousands) Feb 2010 to Feb 2016



As a proportion of the working age population....As at February 2016, approximately 14% of working age UK nationals were claiming a DWP working age benefit compared to 5% of working age non-UK nationals (at the time they first registered for a National Insurance Number) (*resident working age GB population figures based on country of birth 2014, ONS*). Claimants who were non-UK nationals when they registered for a NINo may of course subsequently have become permanent residents or British citizens

More information

Estimates produced in this report have been produced by matching the nationality record for non-UK nationals registering for a NINo to DWP working age benefit claimants (at Feb 2016). The client groups (and benefits) included are as follows:

- Jobseeker (Jobseeker's Allowance).
- ESA and incapacity benefits (Employment and Support Allowance, Incapacity Benefit and Severe Disablement Allowance)
- Lone Parent (Income Support)
- Carer (Carer's Allowance)
- Others on Income Related benefit (Income Support and Pension Credit)
- Disabled (Disability Living Allowance and Personal Independence Payments)
- Bereaved (Widow's Benefit)

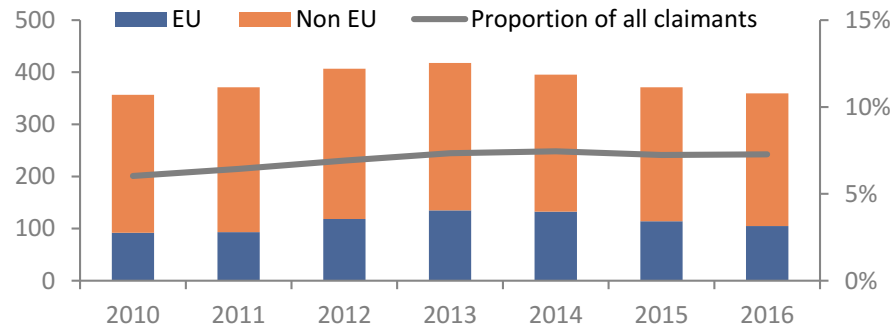
Claimants are only shown under one Client Group using the hierarchy above. A person who fits into more than one category will only appear in the top-most one for which they are eligible. For example a claimant of Disability Living Allowance and Jobseekers Allowance would appear in "Jobseeker", not in "Disabled"

Further details on the methodology and data limitations may be found in the [original report](#)

Analysis excludes Universal Credit, Housing Benefit and HMRC in-work benefits such as Tax Credits and Child Benefit.

The proportion of overseas nationals claiming a DWP benefits has remained level over the last 5 years

Non-UK nationals at NINo registration: DWP working age benefit claimants (thousands) and proportion of total - Feb 2010 to Feb 2016



359 thousand claimants are estimated to have been non-UK nationals when they first registered for a NINo (7.3% of the total number of claimants). Of these, 29% were EU nationals.

This compares with 371 thousand (7.2%) in 2015. The proportion has changed very little over the last 5 years

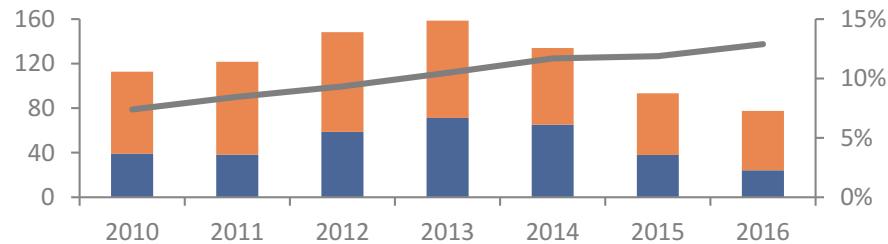
Number of Jobseekers who were overseas nationals at NINo registration has decreased over recent years to 78 thousand in Feb 2016. 31% were EU nationals (down from 41% in 2015).

The proportion of Jobseekers who were overseas nationals at NINo registration has increased from 7% in 2010 to 13% in 2016.

Number of ESA and incapacity benefit claimants who were overseas nationals at NINo registration is 144 thousand in Feb 2016. This represents 6% of the ESA & IB client group

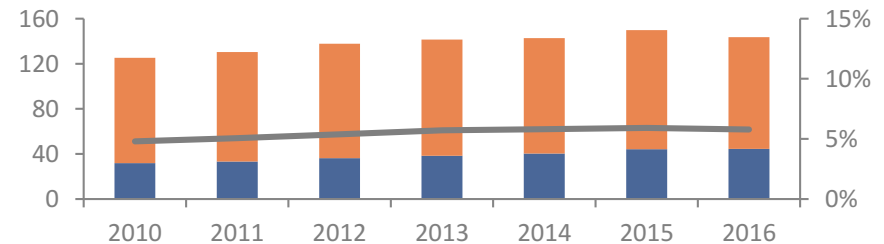
13% of jobseekers were overseas nationals

Non-UK nationals at NINo registration: Jobseekers (thousands) and proportion of total - Feb 2010 to Feb 2016



...and 6% of ESA and Incapacity benefit claimants

Non-UK nationals at NINo registration: ESA and Incapacity benefit claimants (thousands) and proportion of total - Feb 2010 to Feb 2016



More information

The current working age claimants who were non-UK nationals at the time they first registered for a NINo come from a wide range of different countries, reflecting those coming to the UK to work, joining family members already resident in UK or as refugees granted asylum status. It should be recognised that for some of the claimants their country of birth will not be the same as their nationality.

Further breakdowns including detailed time series and breakdowns by individual nationality are available in the excel tables that accompany this release ([LINK](#))

About these statistics

Source

DWP receive a quarterly cumulative scan from HMRC's National Insurance Recording and Pay as you Earn System (NPS) which contains details of all adult overseas nationals allocated a NINo. This is used to produce these National Statistics.

The registration date referred to in this report represents the date the information on the individual was processed on HM Revenue and Customs' National Insurance Recording and Pay as you Earn System (NPS) i.e. after the NINo application and allocation process has been completed. This may be a number of weeks or months after arriving in the UK. The registration series is not subject to any future change.

Data Quality

A change to the process of recording NINOs during the quarter April-June 2014, means that the volume of NINo registrations recorded were lower in that quarter and then higher in the subsequent quarter July to September 2014 than would otherwise be the case. Therefore, comparisons of NINo registrations over time for the latest quarterly periods should be viewed with caution, the impact on annual figures is negligible.

Coverage

The DWP NINo data covers people allocated a NINo for all types of work – including the self-employed and students working part-time – and whatever the length of stay in the UK. It also covers adult overseas nationals allocated a NINo to claim benefits or tax credits. The data represents 100% of NINo's allocated to adult overseas nationals held at the individual level.

The DWP NINo data does not show when overseas nationals subsequently depart the UK, nor does it show length of stay in the UK. The DWP figures are therefore a measure of inflow of overseas nationals registering for a NINo. It does not measure outflow or overall stock of overseas nationals in the UK.

The NINo statistics are not directly comparable to the LFS employment estimates which indicate the stock of people working in the UK, nor do they necessarily align well with ONS long-term estimates of immigration since the NINo statistics will include both short-term as well as long-term (1 year+) flows as well as migrants who may have subsequently returned abroad.

The figures reflect adult overseas nationals allocated a NINo through the adult registration process. In addition there will be a small number of overseas nationals (aged 16-19 yrs) allocated a NINo automatically through the Juvenile Registration scheme. This occurs when the individual has previously been allocated a child registration number. These juvenile cases are not captured by the statistics.

Where to find out more

Other statistics on migration

This document and the summary tables can be found here: <https://www.gov.uk/government/collections/national-insurance-number-allocations-to-adult-overseas-nationals-entering-the-uk>

Build your own tables using Stat-Xplore: <https://stat-xplore.dwp.gov.uk/>

See our [interactive map](#)

Further detail on the NINo application process is available here : <https://www.gov.uk/government/statistics/nino-allocations-to-adult-overseas-nationals-entering-the-uk-allocation-process-and-data-collection-methods>

The [Migration Statistics Quarterly Report \(MSQR\)](#) provides a comprehensive picture of the various sources of migration statistics available and analysis of trends and includes headline NINo statistics.

If you have any comments or suggestions regarding this publication, please contact DWP via stats-consultation@dwp.gsi.gov.uk.

We would be interested in hearing about what you use these statistics for and how well they meet your requirements.

If you would like to receive occasional e-mails from DWP to directly inform you of documents seeking the views of users, please email general.statistics@dwp.gsi.gov.uk giving details of the DWP publications you use.

Enquires

Press enquiries should be directed to the Department for Work and Pensions Press Office: 0203 267 5144.

Other enquiries about these statistics should be directed to: steven.watkins@dwp.gsi.gov.uk