

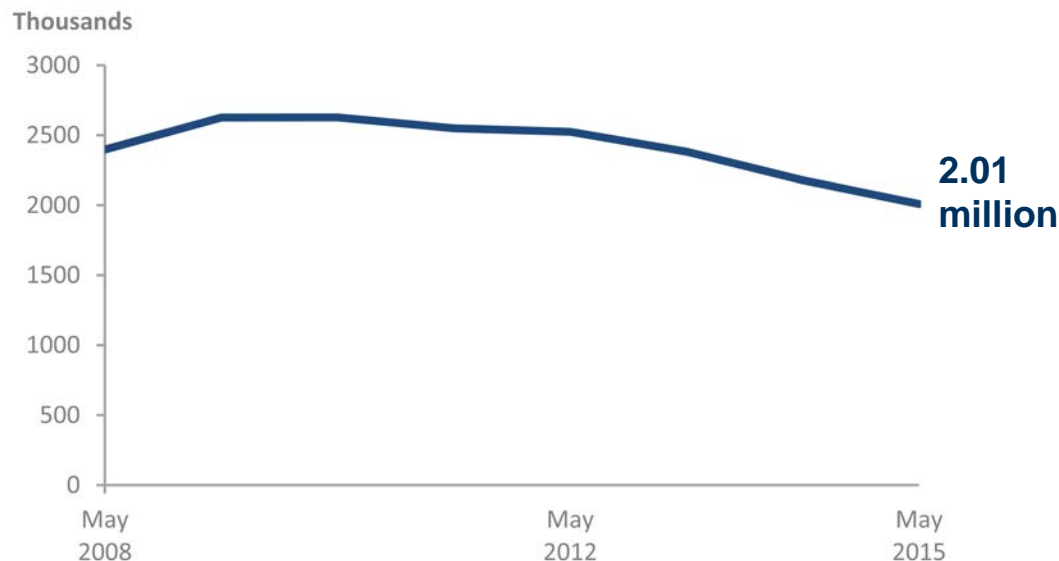


This release contains annual official statistics on the numbers of children living in Great Britain households where at least one parent or guardian claimed one or more of the following out-of-work benefits: Jobseeker's Allowance, Income Support, Employment and Support Allowance, Incapacity Benefit/Severe Disablement Allowance or Pension Credit at 31st May each year. A claimant may be in receipt of a combination of the above benefits. [Universal Credit](#) (UC) is not included in these statistics.

Main stories

- There were 1.07 million households claiming at least one out of work benefit at May 2015. A drop of 94 thousand (8.1%) since May 2014.
- Around one third of children (669 thousand) living in an out of work benefit household were aged under 5.
- The majority of children (1.02 million) in out of work benefit households lived with Income Support claimants.

2.01 million children living in an out of work benefit household at May 2015



The total number of children living in an out of work benefit household continues to follow a decreasing trend.

At May 2015 the total number of children living in an out of work benefit household was around 2.01 million.

This represents a decrease of 170 thousand children (7.8%) on this point the previous year.

At a glance

Page

What you need to know

2

Children in out-of-work benefit household
official statistics

3

About these statistics

4

What you need to know

This release contains annual [official statistics](#) on the numbers of children living in Great Britain households where at least one parent or guardian claimed one or more of the following out-of-work benefits: Jobseeker's Allowance, Income Support, Employment and Support Allowance, Incapacity Benefit/Severe Disablement Allowance or Pension Credit at 31st May each year. A claimant may be in receipt of a combination of the above benefits. Universal Credit (UC) is **not** included in these statistics.

These statistics have been derived by matching DWP out-of-work benefit data with HMRC Child Benefit data. Children are matched through the Child Benefit claimant or partner records to DWP benefit claimants. There is a considerable overlap in the breakdown by benefit type, as for example, a claimant of Income Support may also be claiming Incapacity Benefit. The total number of children living in an out of work benefit household figure only captures children once, irrespective of the combination of benefits being claimed by parents or guardians.

Universal Credit is not included in these statistics. We estimate that the impact of Universal Credit on children in out of work benefit households, at May 2015, is minimal at both Great Britain level (*estimate <0.5% undercount*) and in the North West region (*estimate 2% undercount*).

These statistics were released on 27th July 2016 according to the arrangements approved by the UK Statistics Authority.

This means that the statistics:

- meet identified user needs;
- are well explained and readily accessible;
- are produced according to sound methods; and
- are managed impartially and objectively in the public interest.

Supporting data tables containing statistical breakdowns (by age, benefit and lower geographical areas e.g. Local Authority, Parliamentary Constituency, County, Output Areas), for the period 2010 to 2015 can be found [here](#). Previous years' data can be found in the [national archives](#).

Lead Statistician: Katie Dodd

Katie.Dodd@dwp.gsi.gov.uk

DWP Press Office: 0203 267 5129

Thoughts? We welcome feedback

Published: 27th July 2016

Next edition: July 2017

ISBN: 978-1-78425-809-2

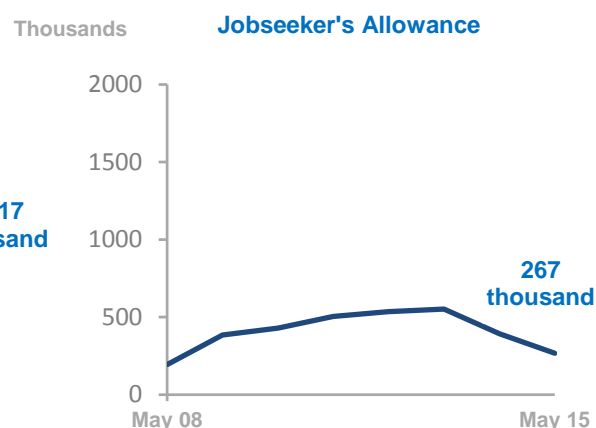
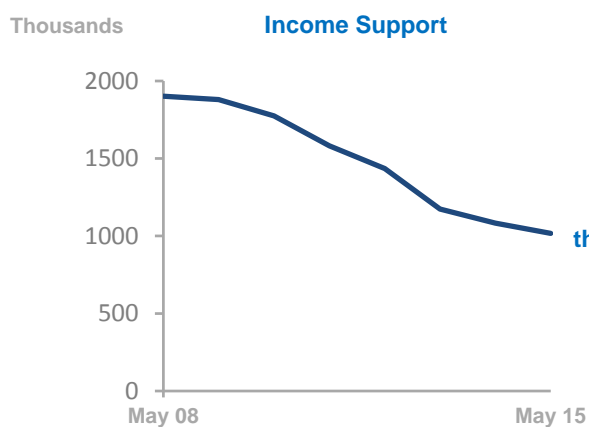
© Crown copyright

Official Statistics – Children in out-of-work benefit claimant households

The chart below shows the number of children living in out-of-work households by year and benefit type.

Figures from all benefit groups continue to follow recent trends with Jobseeker’s Allowance continuing to fall following a rise between May 2009 and May 2012.

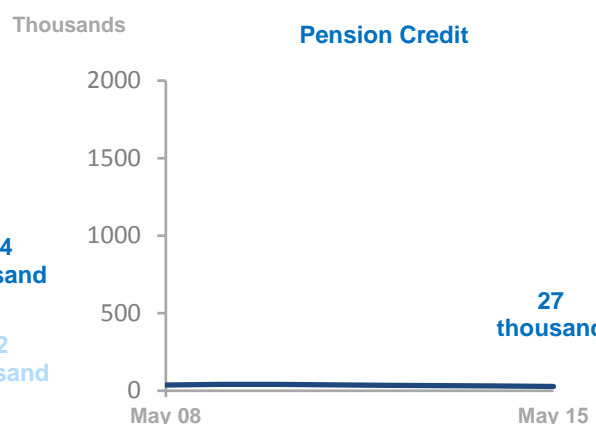
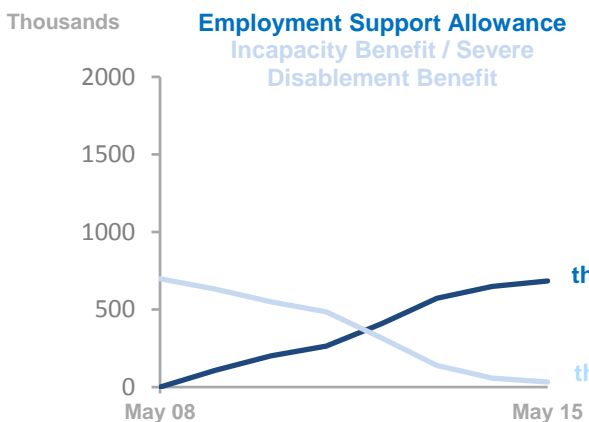
Children in out-of-work benefit households by year and benefit type between May 2008 and May 2015.



At May 2015 the majority of children in out-of-work benefit households lived with Income Support claimants. Comparatively fewer children lived in Jobseeker’s Allowance (JSA) claimant households. The fall in the number of children living with JSA claimants is consistent with the fall in the overall JSA caseload. See [what you need to know](#) for information about Universal Credit.

Between 2009 and 2015, the number of children living in households claiming Income Support began to fall due to the effects of Lone Parent entitlement conditions introduced in November 2008. See [About these statistics](#) section for further information.

Employment and Support Allowance replaced Incapacity Benefit and Income Support paid on the grounds of incapacity for new claims from 27 October 2008. With no new claims to Incapacity Benefit since 2008, the numbers of children in Incapacity Benefit/Severe Disablement Allowance households are falling. However, numbers in Employment and Support Allowance households are rising.



These statistics have been derived by matching DWP out-of-work benefit data with HMRC Child Benefit data. Children are matched through the Child Benefit claimant or partner records to DWP benefit claimants. There is a considerable overlap in the breakdown by benefit type, as for example, a claimant of Income Support may also be claiming Incapacity Benefit. The headline total number of children living in an out of work benefit household figure of 2.01 million only captures children once, irrespective of the combination of benefits being claimed by parents or guardians.

About these statistics

Known Issues, Changes and Revisions

Universal Credit is not included in these statistics. Universal Credit was introduced in pathfinder areas of North West England in April 2013. Since October 2013, it has progressively been rolled out to other areas. Universal Credit will be replacing income-related Employment and Support Allowance, income-related Jobseeker's Allowance, Housing Benefit, Income Support, Working Tax Credit and Child Tax Credit. It is now available in all Jobcentre Plus offices to single claimants, and is being expanded across the country to include all claimant types via the full service. We estimate that the impact of Universal Credit on children in out of work benefit households, at May 2015, is minimal at both Great Britain level (*estimate <0.5% undercount*) and in the North West region (*estimate 2% undercount*).

DWP Children living in out-of-work household Statistics

Guidelines on the use and interpretation of these statistics: <https://www.gov.uk/government/publications/guidelines-on-the-use-and-interpretation-of-official-statistics-on-children-in-out-of-work-benefit-households>. Note that care should be exercised in interpretation of the term out-of-work benefit household, which means that at least one parent or guardian is claiming an out-of-work benefit. A distinction needs to be drawn between households where no one in the family unit is working.

Policies and procedures on DWP National and Official Statistics, including a **Quality Guideline, Confidentiality and Access Policy Statement, Pre-release Access arrangements and Statement of Administrative Sources**: <https://www.gov.uk/government/statistics/dwp-statistical-summary-policies-and-statements>

Changes to Income Support: <https://www.gov.uk/income-support>

Supplementary Statistics

Supporting data tables containing statistical breakdowns (by age, benefit and lower geographical areas e.g. Local Authority, Parliamentary Constituency, County, Output Areas), for the period 2010 to 2015 can be found [here](#). Previous years' data can be found in the [national archives](#).

Other National and Official Statistics

Details of other National and Official Statistics produced by the Department for Work and Pensions can be found on the DWP website via the following link:

- A schedule of statistical releases over the next 12 months and a list of the most recent releases: <https://www.gov.uk/government/organisations/department-for-work-pensions/about/statistics>

In addition, users can find links to DWP additional statistical analyses that have not been included in our standard publications at <https://www.gov.uk/government/organisations/department-for-work-pensions/series/ad-hoc-statistical-publications-list>

Feedback

DWP would like to hear your views on our statistical publications. If you use any of our statistics publications, we would be interested in hearing what you use them for and how well they meet your requirements. Please email DWP at stats-consultation@dpw.gsi.gov.uk

An on-going questionnaire, enabling DWP to target future consultations at interested users; shaping the future direction of statistics development to address user needs; and helping ensure value for money, whilst giving users a structured way of expressing their views is available at: <https://www.gov.uk/government/collections/children-in-out-of-work-benefit-households--2>

Completed questionnaires can be returned by e-mail to stats-consultation@dpw.gsi.gov.uk or by post to the following address:

Dissemination Team, Data and Analytics, Department for Work and Pensions, Room BP5201, Benton Park Road, Longbenton, Newcastle, NE98 1YX

Users can also join the “Welfare and Benefit Statistics” community at: <http://www.statsusernet.org.uk> DWP announces items of interest to users via this forum, as well as replying to users’ questions.

Future Releases

The next release of Children in out of work benefits households is planned to be in summer 2017.