

National Insurance Numbers Allocated to Adult Overseas Nationals

Registrations to March 2016

Quarterly

Published 26th May 2016

United Kingdom



This report provides statistics on National Insurance Numbers (NINo) allocated to adult overseas nationals entering the United Kingdom (UK). A NINo is generally required by any overseas national looking to work or claim benefits / tax credits in the UK, including the self-employed or students working part time.

Figures are based on recorded registration date on the HMRC National Insurance Recording and Pay as you Earn System, i.e. after the NINo application process has been completed. This may be a number of weeks or months (or in some cases years) after arriving in the UK

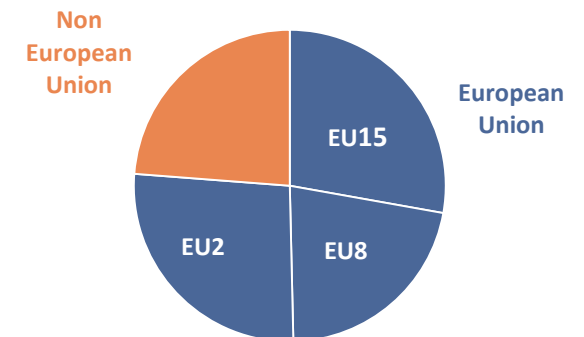
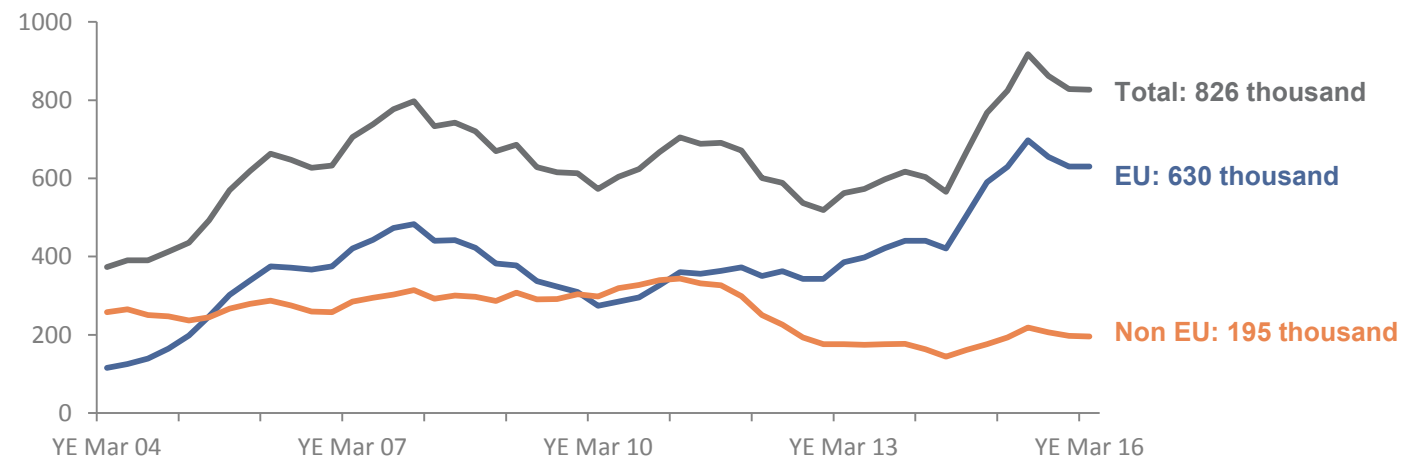
Main stories

826 thousand NINo's registered in 2015/16

No change on the previous year

76% from within the EU

Registrations in thousands



At a glance

Page

Where in the world are people registering from? 3

Characteristics of people registering 4

Where in the UK are people registering? 5

Lead Statistician: Steve Watkins

Steven.watkins@dwp.gsi.gov.uk

DWP Press Office: 0203 267 5129

Comments? Feedback is welcome

Published <26th May 2016>

Next edition on <25th August 2016>

© Crown copyright

What you need to know

This summary contains 100% statistics on National Insurance Numbers (NINo) allocated to adult overseas nationals, covering the period from January 2002 to March 2016.

The NINo statistics show the number of people registering for a NINo in order to work or to claim benefits / tax credits and are one of a number of supplementary measures produced by Government of in-migration to the UK.

They are a measure of *in-flow* to the UK, primarily for employment, including both short-term and long-term migrants and include foreign nationals who have already been in the country but not previously required a NINo as well as migrants who may have subsequently returned abroad.

The statistics are published as part of the scheduled timetable for the release of cross-Government migration statistics. The [Migration Statistics Quarterly Report \(MSQR\)](#) is a summary of the quarterly releases of official international migration statistics by the Office for National Statistics (ONS).

NINo statistics are not a direct measure of long term migration and therefore do not are not directly comparable with ONS long-term estimates of immigration. On 7 March 2016, the ONS published an [information note](#) explaining the reasons why long-term international immigration figures from the International Passenger Survey (IPS) could differ from the number of NINo registrations.

On 12 May 2016, ONS published an [analytical paper](#) presenting analysis that has been undertaken across government to help understand why the 2 series are showing different trends, with focus on EU migration

World Areas

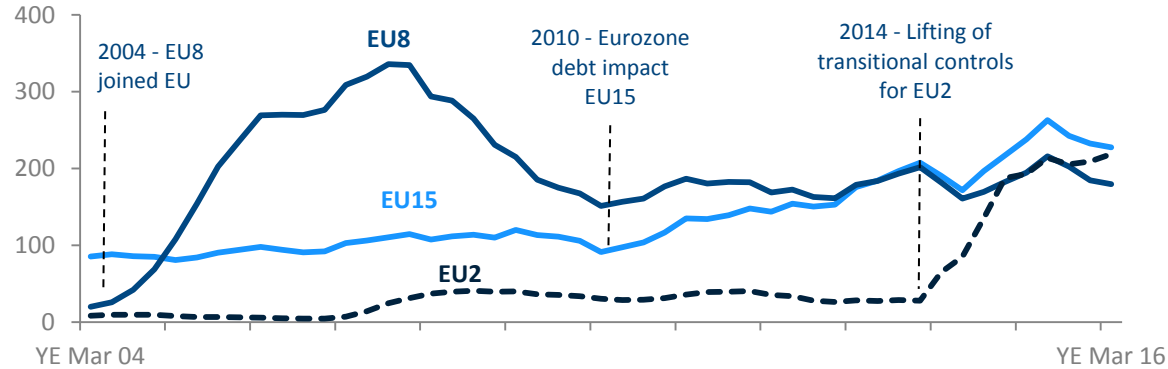
For reporting purposes, countries have been grouped into 'world areas' based primarily on geographical location. Countries are grouped according to current world area status for the entire back series.

World Area	Sub Group
European Union (EU)	European Union EU15 (original EU members), European Union EU8 (joined EU in 2004), European Union EU2 (Romania & Bulgaria), European Union Other
Non-European Union (Other Europe)	Other Europe
Asia	Middle East and Central Asia, East Asia, South Asia, South East Asia
Rest of the World	Sub-Saharan Africa, North Africa, Central and South America, Oceania

Where are NINo registrations from?

EU2, EU8 and EU15 are now showing similar levels of registrations

NINo registrations to EU nationals in the year to March 2016, thousands.



826 thousand NINo registrations in the year to March 2016, 76% were from within the European Union.

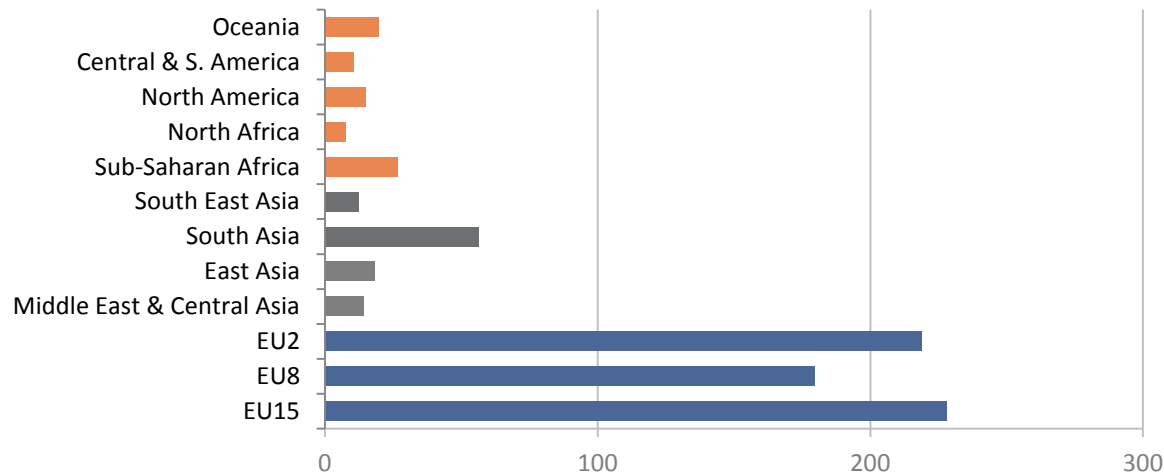
Within the European Union (EU) the number of NINo registrations in the year was 630 thousand, no change on the previous year.

The number of NINo registrations from EU2 nationals (Bulgaria and Romania) was 219 thousand, an increase of 26 thousand (13%) on the previous year.

See **table 3** for summary statistics and [Stat-Xplore](#) for the full data series

Outside of the EU, South Asia has the most registrations

Registrations (thousands) in the year to March 2016 by world area



Top 5 individual nationalities – all world areas (thousands):

Nationality	Year to March 2016	% Change
Romania	179	18%
Poland	109	-6%
Italy	57	-1%
Spain	48	-11%
Bulgaria	40	-2%

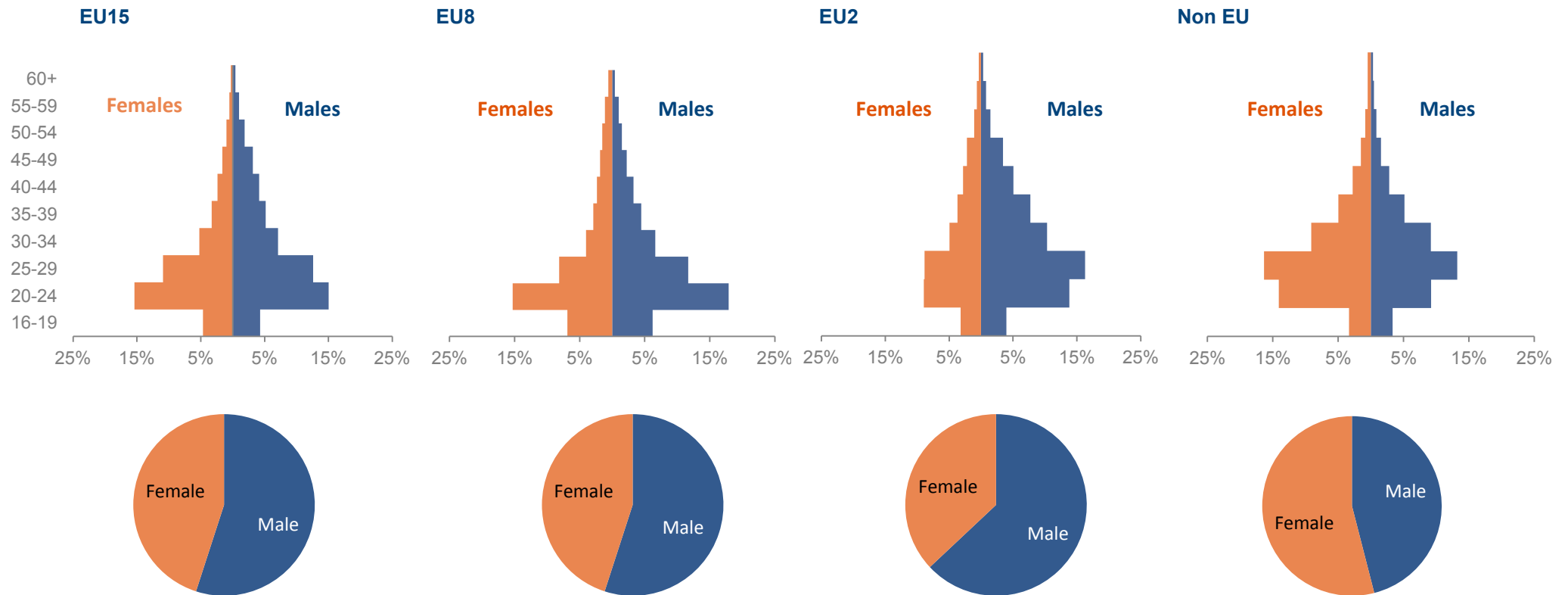
Non EU registrations increased by 2.4 thousand (1%) to 195 thousand

The top 5 non-EU nationalities for registrations were: Indian (34,000) Australian (14,000) Chinese (13,000), Pakistani (12,000) and Nigerian (10,000)

Who is registering for a NINo?

Characteristics of people registering for a NINo changes across world areas

Percentage of NINo registrations, by age group and gender, year to March 2016



- The EU15 and EU8 show similar breakdowns in terms of gender split ; 55% of NINo registrations were to males.
- The age group with the greatest proportion for both EU15 and EU8 was 20-24 years.
- The EU2 show a greater proportion of men with 63% of registrations, with the 25-29 age group having the largest proportion.
- Non EU registrations show a different pattern with women having a higher proportion of registrations, 54%.

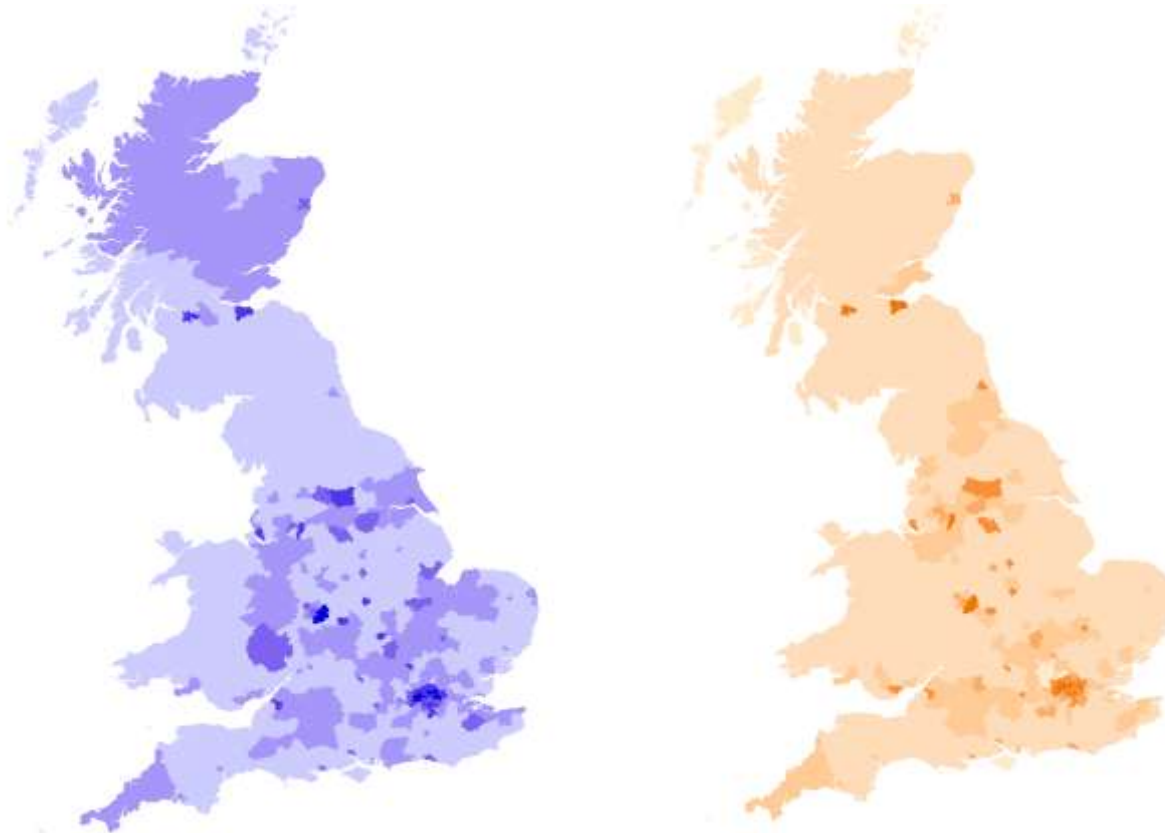
Where in the UK are people registering?

39% of all registrations are in London

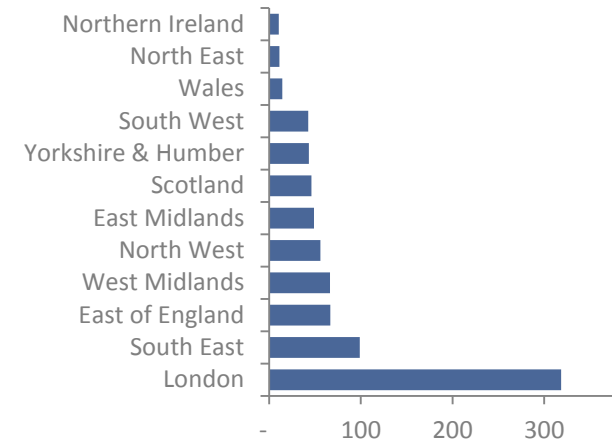
NINo registrations Year to March 2016, by Local Authority at time of registration

European Union

Non European Union



NINo registrations : Year to March 2016, by region



Top 10 Local Authorities	Registrations (thousands)
Newham	26
Brent	22
Birmingham	19
Tower Hamlets	18
Waltham Forest	15
Haringey	15
Ealing	15
Manchester	13
Barnet	13
Westminster	13

Click [here](#) for interactive version – NINo registrations for year to March 2016

About these statistics

Source

DWP receive a quarterly cumulative scan from HMRC's National Insurance Recording and Pay as you Earn System (NPS) which contains details of all adult overseas nationals allocated a NINo. This is used to produce these National Statistics.

The registration date referred to in this report represents the date the information on the individual was processed on HM Revenue and Customs' National Insurance Recording and Pay as you Earn System (NPS) i.e. after the NINo application and allocation process has been completed. This may be a number of weeks or months after arriving in the UK. The registration series is not subject to any future change.

Data Quality

A change to the process of recording NINOs during the quarter April-June 2014, means that the volume of NINo registrations recorded were lower in that quarter and then higher in the subsequent quarter July to September 2014 than would otherwise be the case. Therefore, comparisons of NINo registrations over time for the latest quarterly periods should be viewed with caution, the impact on annual figures is negligible.

Coverage

The DWP NINo data covers people allocated a NINo for all types of work – including the self-employed and students working part-time – and whatever the length of stay in the UK. It also covers adult overseas nationals allocated a NINo to claim benefits or tax credits. The data represents 100% of NINo's allocated to adult overseas nationals held at the individual level.

The DWP NINo data does not show when overseas nationals subsequently depart the UK, nor does it show length of stay in the UK. The DWP figures are therefore a measure of inflow of overseas nationals registering for a NINo. It does not measure outflow or overall stock of overseas nationals in the UK.

The NINo statistics are not directly comparable to the LFS employment estimates which indicate the stock of people working in the UK, nor do they necessarily align well with ONS long-term estimates of immigration since the NINo statistics will include both short-term as well as long-term (1 year+) flows as well as migrants who may have subsequently returned abroad.

The figures reflect adult overseas nationals allocated a NINo through the adult registration process. In addition there will be a small number of overseas nationals (aged 16-19 yrs) allocated a NINo automatically through the Juvenile Registration scheme. This occurs when the individual has previously been allocated a child registration number. These juvenile cases are not captured by the statistics.

Where to find out more

Other statistics on migration

This document and the summary tables can be found here: <https://www.gov.uk/government/collections/national-insurance-number-allocations-to-adult-overseas-nationals-entering-the-uk>

Build your own tables using Stat-Xplore: <https://stat-xplore.dwp.gov.uk/>

See our interactive map: Click [here](#)

Further detail on the NINo application process is available here : <https://www.gov.uk/government/statistics/nino-allocations-to-adult-overseas-nationals-entering-the-uk-allocation-process-and-data-collection-methods>

The [Migration Statistics Quarterly Report \(MSQR\)](#) provides a comprehensive picture of the various sources of migration statistics available and analysis of trends and includes headline NINo statistics.

If you have any comments or suggestions regarding this publication, please contact DWP via stats-consultation@dwp.gsi.gov.uk.

We would be interested in hearing about what you use these statistics for and how well they meet your requirements.

If you would like to receive occasional e-mails from DWP to directly inform you of documents seeking the views of users, please email general.statistics@dwp.gsi.gov.uk giving details of the DWP publications you use.

Enquires

Press enquiries should be directed to the Department for Work and Pensions Press Office: 0203 267 5129 (Out of hours: 0203 267 5144)

Other enquiries about these statistics should be directed to: steven.watkins@dwp.gsi.gov.uk