

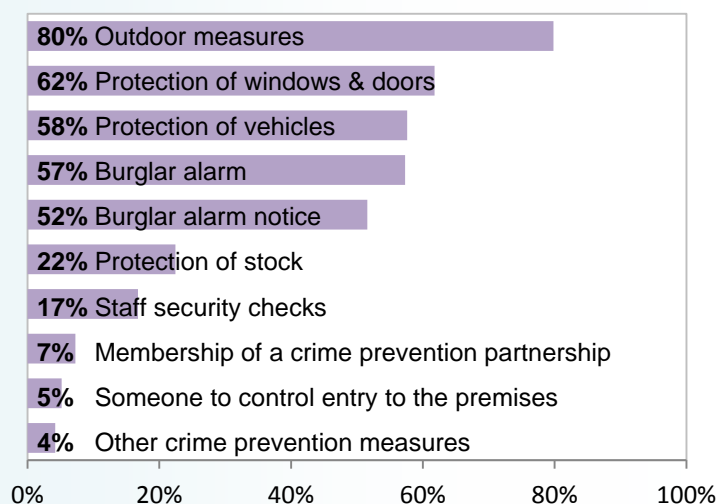
# 2015 Commercial Victimisation Survey

## Construction sector (new in 2015)

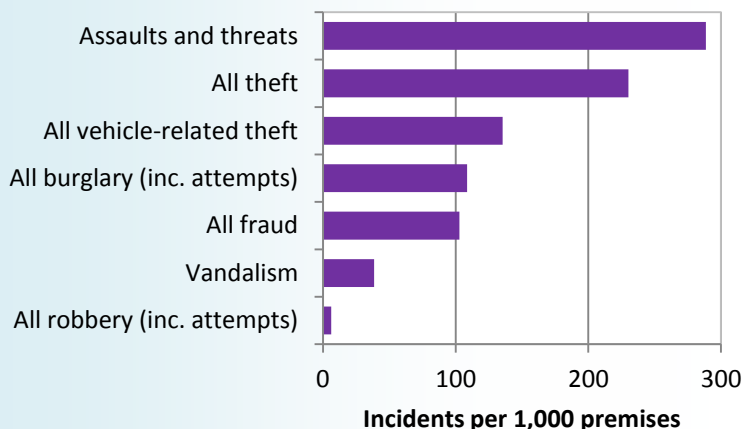
### Key findings:

- One fifth of businesses experienced crime in 2015: mostly theft from vehicles, burglaries and thefts.
- Over half of the crimes experienced were assaults and threats or thefts.
- Larger premises experienced higher rates of crime than smaller premises.
- Most thefts from vehicles resulted in losses of £500 or less. Similarly, this was the most common category for losses due to burglaries.

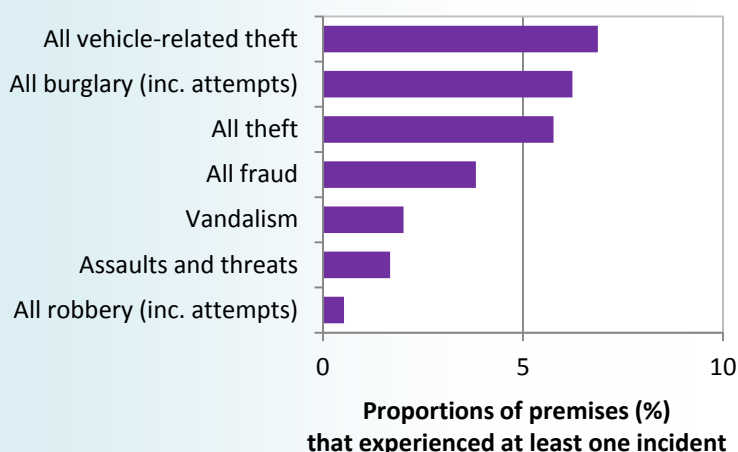
### Proportion (%) of construction premises



### Crime rates:



### Victimisation rates:



### Experiences of crime (2015 CVS)

| Crime type                   | Number of incidents (000s) | Number of incidents of crime per 1,000 premises | Number of victims (000s of premises) | Proportion of premises that experienced a crime (%) | Average number of crimes experienced by each victim (premises) |
|------------------------------|----------------------------|---|--------------------------------------|---|--|
| All burglary (inc. attempts) | 17                         | 109   | 10                                   | 6   | 2  |
| Vandalism                    | 6                          | 39  | 3                                    | 2   | -  |
| All vehicle-related theft    | 21                         | 135   | 11                                   | 7   | 2  |
| All robbery (inc. attempts)  | 1                          | 6   | 1                                    | 1   | -  |
| Assaults and threats         | 45                         | 289   | 3                                    | 2   | -  |
| All theft                    | 36                         | 230   | 9                                    | 6   | 4  |
| All fraud                    | 16                         | 103   | 6                                    | 4   | -  |
| <b>ALL CVS CRIME</b>         | <b>141</b>                 | <b>910</b>                                      | <b>33</b>                            | <b>21</b>   | <b>4</b>   |

Estimates are based on responses from 958 premises.

Table notes: A hyphen (-) indicates that a figure is not shown because its unweighted base is fewer than 50 respondents.

Source: Home Office, 2015 Commercial Victimisation Survey headline tables.