



Ministry
of Defence

Ministry of Defence

Annual Report and Accounts 2014-2015



Ministry of Defence Annual Report and Accounts 2014-15

For the year ended 31 March 2015

Accounts presented to the
House of Commons pursuant to section 6(4) of the
Government Resources and Accounts Act 2000

Departmental Report presented to the
House of Commons by Command of Her Majesty

Annual Report and Accounts presented to
the House of Lords by Command of Her Majesty

Ordered by the House of Commons to be printed
16 July 2015

This is part of a series of departmental publications which, along with the Main Estimates 2015-16, the document Public Expenditure: Statistical Analyses 2015, and the Supply Estimates 2014-15: Supplementary Budgetary Information, present the Government's outturn for 2014-15 and planned expenditure for 2015-16.



© Crown copyright 2015

This publication is licensed under the terms of the Open Government Licence v3.0 except where otherwise stated. To view this licence, visit nationalarchives.gov.uk/doc/open-government-licence/version/3 or write to the Information Policy Team, The National Archives, Kew, London TW9 4DU, or email: psi@nationalarchives.gsi.gov.uk.

Where we have identified any third party copyright information you will need to obtain permission from the copyright holders concerned.

This publication is available at www.gov.uk/government/publications

Any enquiries regarding this publication should be sent to us at: defstrat-csggovernance-2@mod.uk

Print ISBN 9781474123358

Web ISBN 9781474123365

Printed in the UK by the Williams Lea Group on behalf of the Controller of Her Majesty's Stationery Office

ID 08071501 07/15

Printed on paper containing 75% recycled fibre content minimum

Contents

Strategic Report

i	Preface	4
ii	Foreword from the Secretary of State for Defence	6
iii	Introduction from the Chief of Defence Staff and the Permanent Secretary	7
iv	Indicators	8
Chapter 1	Operations and other Major Responsibilities	
1.1	Operations	11
1.2	Other Major Responsibilities	19
Chapter 2	Transforming and Delivering Defence	
2.1	Transforming Defence – Organisation and Environments	29
2.2	Transforming Defence – People	33
2.3	Delivering Defence	49

Accountability

Chapter 3	Directors' Report	71
Chapter 4	Remuneration Report	75
Chapter 5	Governance Statement	87

Annual Accounts

Chapter 6	Certificate of the Comptroller and Auditor General	103
Chapter 7	Report of the Comptroller and Auditor General	107
Chapter 8	Financial Statements	111
Chapter 9	Notes to the Accounts	123

Supplementary Information

Annex A	Defence in the Public Eye	183
Annex B	Accountability to Parliament	187
Annex C	Trading Funds Performance	190
Annex D	Fraud	192
Annex E	Sustainability	195
Annex F	Statement of Approved Maximum Armed Forces Numbers	196

Preface

The Defence Vision:

Our vision is to deliver versatile, agile and battle-winning Armed Forces, working effectively with each other, directed and supported by a professional Ministry of Defence, with people ready to lead, accept responsibility and spend wisely, protecting our security in a changing world.

Defence Priorities

Our priorities for 2014-15 reflect the Defence Vision. They were:

- to succeed in Afghanistan;
- to continue to fulfil our standing commitments;
- to succeed in other operations we are required to undertake;
- to transform Defence by:
 - restructuring the Armed Forces and their capabilities;
 - implementing the new Defence Operating Model;
 - delivering Defence in the most effective, efficient and sustainable way.

Defence Responsibilities

- defending the UK and its overseas territories
- providing strategic intelligence
- providing nuclear deterrence
- supporting civil emergency organisations in times of crisis
- defending our interests by projecting power strategically and through expeditionary interventions
- providing a defence contribution to UK influence
- providing security for stabilisation

This report is structured in line with the above responsibilities and priorities.

Strategic Report:

Chapter 1 Operations and Other Major Responsibilities – details our work on operations in Afghanistan, and on wider operational commitments. It explains how we fulfil our Standing Commitments, including strategic intelligence, nuclear deterrent, defence against direct threats to the UK and its overseas territories, counter-terrorism, and military aid to the civil authorities. It captures our work in providing the defence contribution to the UK's influence throughout the world by succeeding in other operations we are required to undertake at home and overseas, by providing a contribution to UK exports through our work with the Department of Business, Innovation and Skills (BIS), by defending UK interests through projecting power strategically and through expeditionary operations, by providing security for stabilisation, and providing a defence contribution in support of other government departments.

Chapter 2 Transforming and Delivering Defence – details our work in restructuring the Armed Forces including implementing the Armed Forces Covenant, progression of the new employment model for Armed Forces personnel, transforming the role of Reserves and further progress towards the Future Force 2020 structure. It captures our progress in implementing the Defence Operating Model and in delivering Defence in the most effective, efficient, and sustainable way by meeting benchmarking, efficiency, and Government sustainability development targets.

Accountability:

Chapter 3 Directors' Report – includes the Departmental Accounting Boundary, Directorships, and Significant Interests.

Chapter 4 Remuneration Report – includes Remuneration Policy; Performance and Reward; Senior Managers' Contracts and Management; Ministerial and Defence Board Salaries, Taxable Benefits and Pension Benefits; and Armed Forces and Civil Service Pensions.

Chapter 5 Governance Statement – includes Statement of Accounting Officers Responsibilities and Departmental Governance Statement.

Annual Accounts:

Chapter 6 Certificate of the Comptroller and Auditor General – includes Scope and Audit Opinion.

Chapter 7 Report of the Comptroller and Auditor General – a detailed report on Audit findings.

Chapter 8 Financial Statements – financial tables summarising income and expenditure and asset movement.

Chapter 9 Notes to the Accounts – supports the financial statements and provides detail on financial risk, investments, and Departmental Group break-down including losses and special payments.

Supplementary Information:

Annex A Defence in the Public Eye

Annex B Accountability to Parliament

Annex C Trading Funds Performance

Annex D Fraud

Annex E Sustainability

Annex F Statement of Approved Maximum Armed Forces Numbers



Foreword by Secretary of State for Defence

The Ministry of Defence exists to keep the United Kingdom safe and protect our national interests overseas. As the Secretary of State for Defence, my top priority is ensuring the success of our Armed Forces on operations and our readiness to respond in an increasingly dangerous world.

The actions of ISIL pose a direct threat to the safety of the British people and it is in our national interest that the UK is playing a full part in the global coalition to dismantle and destroy this terrorist organisation using all the resources at our disposal. The House of Commons last year gave its overwhelming backing to our Armed Forces helping the Government of Iraq to protect civilians and restore its territorial integrity, including the use of UK air strikes against ISIL in Iraq. This strong support for specific and specialist UK military help to the Iraqi Government, as part of a wider international

strategy, marked a clear contrast with the decision taken in 2013 in relation to Syria. That widespread backing underpins the excellent work of our Armed Forces in helping Iraqis in the fight against ISIL.

Beyond Iraq, Britain has been able to play an active role across the world because we have a £34 billion a year defence budget. That means we can respond quickly and at scale to events: sending our flagship, HMS Bulwark, to the Mediterranean, where it has rescued more than two thousand people in operations off Italy; having RAF Typhoon aircraft patrol over the Baltic against Russian provocation; and providing disaster relief to Nepal, using RAF aircraft to transport humanitarian aid and deploying British Army Gurkhas in direct support roles on the ground.

At the end of 2014, the UK's involvement in combat operations in Afghanistan came to an end. I pay tribute to the 453 UK Service personnel who lost their lives and to those who have suffered serious injury throughout this campaign. The sacrifice of our servicemen and women has helped to prevent terrorist attacks in the UK and has brought greater stability to Afghanistan. The UK is continuing to support the people of Afghanistan through institutional development, including helping train the leaders of tomorrow via our role in the Afghan National Army Academy.

In meeting the needs of Future Force 2020, we are continuing to invest in the best equipment for our forces; the equipment plan will continue to grow by 1% above inflation every year. HMS Queen Elizabeth, the first of our two new aircraft carriers, was launched last summer and last autumn we placed the biggest contract for the Army in 30 years for 589 Scout armoured vehicles, which will provide a step-change in capability for the Army. In December, Typhoon tranche 3 was released into service; and over the next 10 years we plan to invest £11.1Bn in our helicopter fleet.

Our people are at the heart of all that we do, so I am pleased that all 407 local Authorities have now signed a Community Covenant as part of the Armed Forces Covenant; and that the Armed Forces Help-to-Buy scheme has so far helped over 4500 Service Personnel to join or stay on the property ladder, under the New Employment Model.

The MOD has continued to drive through the structural and organisational changes recommended by Lord Levene in his Defence Reform report and I am pleased that his most recent review of our progress highlighted just how much has changed for the better. Moving forward we will embed the reforms already made, build on our progress so far, and view efficiency as a continuous process, as part of getting best value for money for Defence.

All this forms the background to the Strategic Defence and Security Review that is now in progress and which will put Defence in the best position to tackle the challenges of the next few years.

A handwritten signature in black ink that reads "Michael Fallon".



Introduction from the Chief of Defence Staff and Permanent Secretary

Our priorities during 2014-15 have continued to be: to succeed in Afghanistan and in other operations; to meet our standing commitments; and to transform how we deliver Defence. As well as the successful transition in Afghanistan, this year our Armed Forces have also contributed to the UK response to a number of world events. And we have continued to drive towards our Future Force 2020 and implement the long-term transformational changes needed to the MOD itself.

Our operational focus has been on contributing to the international coalition to combat the threat from ISIL. We are making a critical contribution to the coalition with our advanced Intelligence, Surveillance, Target Acquisition, and Reconnaissance (ISTAR) capabilities; and since September 2014 the UK has been conducting air strikes on ISIL targets in Iraq using Tornado GR4 aircraft based in Cyprus. We have also responded to Russia's illegal aggression in Eastern Ukraine by deploying military training teams to develop the resilience of Ukraine's Armed Forces and help reduce casualties, as well as gifting a number of items of non-lethal equipment. In response to NATO's assurance measures, the UK deployed four Typhoons to augment the Baltic Air Policing Mission and will do so again in 2015.

Over the past year, the MOD and the Armed Forces have also responded to a diverse range of global issues: providing vital medical support to the Ebola crisis in West Africa; providing disaster relief in the aftermath of the Nepal earthquake; and assisting in the search for the missing MH370 aircraft in the Indian Ocean.

In October 2014, UK combat operations in Afghanistan came to an end. Our role is now focused on providing mentorship and training through the development of the Afghan National Army Officers Academy. We thank all the servicemen and women who served there during the eight years of operations and pay tribute to those who lost their lives or were seriously injured.

There have been important changes this year to the way we deliver key parts of Defence. The improvements we have made to our financial management resulted in a significant increase in our delegations from HM Treasury and this in turn has allowed us to increase the delegations to the four Commands in support of their greater role in capability management. On 1 April 2014, the Defence Equipment and Support organisation became an arms-length body of the MOD, in its new role as a Bespoke Trading Entity. And in September, we strengthened the executive management team of the Defence Infrastructure Organisation with the arrival of Capita as our private sector business partner. The UK hosted the NATO Summit in Wales, which occurred at an important time given the geo-strategic security situation in Europe. NATO leaders agreed a package of decisions that will see NATO adapt to ensure it can continue to play an important role in European Security in the coming years.

In December 2014, Lord Levene conducted his third review of our progress in implementing his 2011 Defence Reform report and we are pleased that he has praised 'a sea change in attitudes' in the Department. We are also pleased that the MOD has been able to publish its Annual Report and Accounts promptly this year and that last year's much improved audit opinion has been sustained.

Looking forward, we are now involved in the Strategic Defence and Security Review, which provides the five-yearly opportunity to reflect on Defence's contribution to our national security and will shape the MOD objectives and plans for the coming years.

We remain immensely proud of the men and women of the Armed Forces and Civil Service for their contributions to protecting the security and interests of the UK at home and abroad.

Indicators

The indicators below reflect two changes. Many of the indicators that the MOD has reported against since 2010 were closely linked to combat operations in Afghanistan. Following changes under the delegated operating model, some previously reported indicators can no longer be calculated. The Department is currently reviewing past and potential future indicators with the aim of moving to a new performance framework once the SDSR has concluded.

Indicators	FY 2014-15	FY 2013-14	Comment
Average percentage by which the cost of the Department's Equipment Programme (EP) varies compared to forecasts in year	-0.28%	-0.22%	<i>This figure is the average percentage by which the forecast costs of the Department's largest equipment procurement projects have varied over the year. This year the figure is negative, meaning that the forecast cost of these projects has fallen on average by 0.28%.</i>
Direct personnel costs, per Service person	£52,106	£52,553	<i>This shows the average costs of each of the Armed Forces personnel who have been employed on a full time basis over the financial year.</i>
Number of Service and MOD civilian personnel deployed on operations under the Command of Chief of Joint Operations (CJO)	4,311	8,529	<i>This is the total number of personnel deployed on CJO operations as at 31 March 2015. The significant reduction reflects the end of combat operations in Afghanistan.</i>
Percentage of Service Personnel that are medically deployable	89.80%	90.50%	<i>This is the total percentage of UK Armed Forces personnel (full time trained and serving against requirement) who have a Medical Deployability Status grading as Medically Fully Deployable or Medically Limited Deployable as at 1 April 2015.</i>
Percentage of Service Personnel (split by Officers and Other Ranks (OR)) who are satisfied with Service life in general	59% / 46%	58% / 48%	<i>Taken from the Armed Forces Continuous Attitude Survey. The drop in OR satisfaction is likely to be the continued effect of pay restraint and redundancy implementation.</i>
Overall public favourability of the UK Armed Forces	91%	85%	<i>The 2014-15 figure is taken as at 31 January 2015.</i>

The main body of the Annual Report and Accounts includes statistical information on the following themes:

	Page
Readiness	18, 34-35
Manning levels	41
Operational Pinch Points	42-43
Harmony	44
Voluntary outflow	41
Recruitment levels	41-42
Defence Transformation	30
New Employment Model	37-38
Future Force 2020	34-35
Defence Equipment and Support Organisation	55-63
Defence Infrastructure Organisation	63-66
Other efficiency, effectiveness and sustainability measures if the MOD's performance in supporting the Armed Forces	67-69

Chapter 1:

Operations and Other Major Responsibilities

1.1 Operations



Afghanistan / Pakistan

Afghanistan overview

1.1.1 UK combat forces left Helmand Province on 27 October 2014. The Afghan National Defence and Security Forces (ANDSF) now lead in providing security across the country. As the ANDSF have grown in capability, the role of UK troops in Afghanistan has evolved from leading combat operations to training, advising, and assisting their Afghan counterparts as part of the NATO Resolute Support Mission. Together, we have helped reduce the threat of terrorism from the region and establish the foundations of a country that can govern its own lands and secure its own future.

1.1.2 The UK has played a substantial role in the progress made so far. When operations began in 2001, the Afghan security forces did not exist. Today they are leading operations, protecting the population and taking on the Taliban. Democracy has begun to take root with ordinary Afghans able to cast their vote for the country's next President. According to a recent international survey, the majority of Afghans believe their country is heading in the right direction, with good security cited as one of the main reasons¹.

UK contributions

1.1.3 The progress made by the ANDSF has enabled us to reduce our military footprint in Afghanistan from 5,200 at the start of 2014 down to around 470 at the start of 2015, when all British combat troops had departed Afghanistan. As the nature of the mission has changed from combat operations to an advisory role, and the Afghans have taken the lead responsibility for security across the country, we have been able to close all British bases in Central Helmand, of which we had 137 at the height of our engagement. Camp Bastion, our final base in Helmand, was closed on 27 October 2014.

1.1.4 The redeployment of our equipment presented a massive challenge both in terms of scale and complexity. Camp Bastion alone covered an area approximately the size of Reading. In total, 3,465 vehicles and pieces of major equipment were redeployed in good order from Afghanistan as well as the equivalent of 4,728 twenty-foot shipping containers of materiel. This achievement is testament to the diligence of all involved in the process of drawing down our presence in Afghanistan.

1.1.5 The UK is now contributing to the NATO-led Resolute Support Mission, which commenced on 1 January 2015 and is training and advising the ANDSF as they shoulder the responsibility for the security of their nation. The Mission does not involve international troops being deployed in a combat role. The UK's main role is one of institutional development, specifically continuing to take the lead in mentoring at the Afghan National Army Officer (ANA) Academy, as well as mentoring key positions in the Afghan Security Ministries.

1.1.6 In September 2014, the Officer Academy held its first graduation. The first 249 officers graduated and are now leading ANA troops in the field, a landmark moment for the Afghans. There are currently around 820 male officer cadets in training. The Academy is also training 41 female officer cadets alongside the males. The first 14 females graduated on 16 June 2015. Together, they will form the next generation of military leaders. This will be the UK's enduring legacy to the ANA.

1.1.7 Casualties: Five UK Service Personnel were killed in Afghanistan between April 2014 and March 2015. This occurred in a single helicopter crash on 26 April near Kandahar. The total number of deaths from the start of operations in October 2001 stands at 453.

ANDSF progress

1.1.8 The ANDSF now lead on all security operations, and carry out over 90% of their training independently of NATO. They demonstrated their capability to conduct large-scale and complex security operations by preventing disruption during both rounds of the 2014 Presidential elections. Their operational successes have improved their confidence and capability and enabled them to secure the key populated areas of Afghanistan.

1.1.9 The ANDSF have nearly achieved their surge strength target size of 352,000 Army, Air Force, and Police personnel. At the end of 2014, the Afghan National Army successfully developed sufficient medical capabilities to take over the responsibility for all its casualties, including those with life-threatening injuries. Challenges remain though, particularly at the institutional level, including budgeting, logistics, acquisition & Human Resources management. The UK and NATO is supporting capacity building of the security ministries under Resolute Support Mission (RSM) to address these challenges.

¹ 2014 Asia Foundation Survey, November 2014.

Wider development in Afghanistan

1.1.10 President Ashraf Ghani Ahmadzai, was inaugurated on 29 September 2014. This was only made possible through the millions of Afghans who turned out to vote, and the security provided by the Afghan Security Forces that gave them the confidence to do so. The UK remains committed to working with President Ghani, his Chief Executive Officer, Dr Abdullah and the National Unity Government to help improve the lives of all Afghans. The first act of the new Government was to sign security agreements with the US and international community which enabled the follow-on NATO Resolute Support Mission to commence.

1.1.11 In addition to the security gains, Afghan life expectancy has risen dramatically and over 6 million children are now in school, compared to just 2 million a decade ago under the Taliban. Around a third of the children in school today are girls, where previously they were denied this basic right. 60% of the local population can access a public health facility within walking distance of their home, compared to 9% in 2002. There has been a 20% rise in household incomes since 2010, and tax revenues have increased eightfold since 2004.

1.1.12 The insurgency is still capable of launching high profile and mass casualty attacks. Ultimately, a political settlement between the Afghan Government and the Taliban offers the best prospect of a sustainable peace in Afghanistan and the UK will continue to support the efforts of the Afghan Government to achieve this important objective.

Soldiers of 5 RIFLES on patrol in Afghanistan



Pakistan

1.1.13 President Ghani has made concerted efforts to improve relations with Pakistan, which will be a critical partner for Afghanistan in improving security in the region and facilitating peace talks with the Afghan Taliban. This is one of the reasons why the UK maintains a close and wide-ranging relationship with Pakistan, principally through regular Ministerial

and military-to-military contacts. We continue to provide training and support to Pakistan's Armed Forces, particularly with regard to their capacity to tackle and defeat improvised explosive devices (IED); Pakistan faces a severe threat from IED attacks perpetrated by terrorist groups. The UK is delivering a counter-IED programme to assist Pakistan in establishing a multi-agency capability for tackling IEDs. In January 2015, we agreed to gift £1m worth of surplus counter-IED equipment.

Africa

Sierra Leone – Ebola

1.1.14 Working closely with partners across government, including the Department for International Development (DfID) and the Foreign and Commonwealth Office (FCO), the MOD supported the UK's response to the Ebola crisis in West Africa following a formal request for assistance from the Government of Sierra Leone and the World Health Organisation. By supporting the Government of Sierra Leone's efforts to fight Ebola, we also helped keep Britain safe from the disease.

Medics onboard RFA Argus supporting the fight against Ebola training in the ship's High Dependency Unit



1.1.15 At its height, the deployment included 811 personnel, RFA ARGUS, three Merlin helicopters, and a network of liaison officers. In total we deployed over 1300 personnel. These personnel provided direct medical care, support to command and control, engineering support and other specialist skills. Military advisors supported national and regional emergency response centres which managed and coordinated treatment beds and laboratory testing capabilities, helped to deliver safe burials and conducted contact tracing. Royal Engineers managed the construction of six Ebola treatment centres across the country, one of which included a specialist unit for treating healthcare workers. This was operated by military clinicians, supported by the Canadian Armed Forces, and played a critical role in the recruitment and retention of healthcare workers and international partners

fighting Ebola in Sierra Leone. We established an Ebola training academy and trained over 4000 Sierra Leonean healthcare workers. The academy also delivered a train-the-trainer capability to ensure local sustainability of the training. RFA Argus was deployed as a base for three Royal Navy Merlin helicopters which provided logistical support and influence. Additionally, we deployed a network of liaison officers around the world to ensure a coordinated response to the region, including to the UN Mission for Ebola Emergency Response in Ghana.

Somalia

1.1.16 The MOD continued to contribute to the UK Government's Somalia strategy during 2014-15. We have expanded efforts to improve the capacity of the African Union's peace support mission in Somalia, including through the provision of training across east Africa to the troop contributing countries of the African Union Mission in Somalia (AMISOM). We also supported Somali efforts to establish national Armed Forces both through bilateral advice and assistance and by participating in multilateral engagement such as the EU training mission. Additionally, we have provided military personnel to the United Nations Mission in Somalia (UNSOM) in order to provide policy advice to the Federal Government of Somalia and AMISOM on peace-building and state-building.

Nigeria

1.1.17 The abduction of over 200 schoolgirls from Chibok in north-east Nigeria in April 2014 brought into sharp relief the threat posed by the Boko Haram insurgency and led to the MOD providing military support to the Nigerian government, initially to help search for the schoolgirls and subsequently to contribute to the broader struggle against Boko Haram.

1.1.18 MOD established an Intelligence Fusion Cell, based in Abuja, in order to draw together the product from Intelligence, Surveillance, and Reconnaissance (ISR) assets, as well as other sources of information in order to build a credible, fused intelligence picture to assist the Nigerian authorities. UK personnel together with their Nigerian counterparts and international partners, helped draw together and analyse the available information from across the international community to support Nigerian efforts to find the schoolgirls.

1.1.19 Between May and July 2014 a Sentinel aircraft was deployed to Accra, Ghana, from where it flew surveillance missions over Nigeria to provide information to the Intelligence Fusion Cell. Three Tornado GR4s in the surveillance role also deployed

to the region from August to October 2014. Following cessation of this deployment the MoD has continued to provide Commercial Satellite Imagery in support of the Nigerian government.

1.1.20 Additionally, following a request from France, the MOD deployed staff officers to contribute to the French-led Centre for Coordination and Liaison (CCL) based in N'Djamena, Chad. The CCL is designed to improve the regional response to the Boko Haram insurgency. UK continues to provide support through the provision of individual augmentees in Nigeria and Chad.

Libya

1.1.21 The MOD provided a wide range of capacity building support to Libya during 2014. The Defence Advisory and Training Team as part of the Libya Security Justice and Defence programme, provided military advisers into the Libyan Ministry of Defence and the single services on institutional reform; advice and guidance on Arms and Ammunition control, storage and disposal; Explosive Ordnance Disposal training among others. In August 2014, following the deterioration of the security situation in Libya, Defence assisted in the evacuation of 203 British nationals and eligible persons from Libya, aboard HMS Enterprise to Malta, and the closure of the British Embassy, there are no British military personnel in Libya. In June 2014, around 325 Libyan General Purpose Force trainees arrived in the UK to start basic training at Basingbourn military camp. In November 2014 the remaining Libya General Purpose Force trainees completed their training and were returned to Libya. There were a number of disciplinary issues with the Libyan trainees, some of whom were charged by the police with criminal offences. The Defence Secretary said in the House of Commons that it is regrettable that there were disciplinary issues and that the MOD was grateful for the support received from the local community, the Cambridge Constabulary, and other Government Departments throughout the training programme. The UK remains committed to supporting the Libyan people but has no plans for further General Purpose Force training in the UK. Supporting progress towards a UN mediated ceasefire and a stable political settlement in Libya, is the UK's immediate priority. The UK Special Envoy to the Libyan Political Transition, Jonathan Powell, is working to support UN efforts to mediate between key political and military leaders.

Central African Republic (CAR)

1.1.22 In April to June 2014 the MOD provided additional military air transport support to the French-led mission in the CAR. As part of this effort the UK also helped deploy Estonian military vehicles

and Georgian personnel and equipment, the latter in close co-operation with Sweden as part of the launch of EUFOR RCA². EUFOR RCA was the EU's Mission to the Central African Republic to provide temporary support in achieving a safe and secure environment in the Bangui area, with a view to handing over to African partners. After 11 months of intensive operations EUFOR RCA completed its Mission on 15 March 2015.

South Sudan

1.1.23 The UK also provides military personnel to the United Nations Mission in South Sudan (UNMISS).

1.1.24 In support of the UN Mission in South Sudan a C-130 aircraft deployed to the country on 26 March 2015 in order to provide the UN with much needed air transport support. The aircraft flew 11 missions between Juba and Malakal, moving freight and vehicles before it returned to the UK on 12 April 2015.

Middle East / Near East

1.1.25 We continue to maintain significant maritime and air capabilities in the Gulf to underpin our enduring contribution to Gulf Security, alongside international partners. The UK has strong defence links with the region, and maintaining these links remains a key part of our renewed commitment to the region. The Gulf states are key partners in the fights against terrorism and the proliferation of nuclear weapons. They face a real and growing threat from terrorism and we continue to work closer together to combat that threat. The basing agreement with Bahrain, signed at the Manamah Dialogue in December 2014, has further served to reiterate our commitment and reassure the Gulf states.

Two fully armed RAF Tornados from RAF Marham transit the Mediterranean Sea en-route to Libya



Iraq / Syria

1.1.26 The UK is playing a major role in the global coalition to support the Iraqi Government and the moderate Syrian Opposition to defeat ISIL.

1.1.27 In August 2014, UK C130 Aircraft conducted seven humanitarian aid drops onto the Sinjar mountains in Iraq to provide relief to displaced Yazidis. In September 2014, the UK began strike operations against ISIL in Iraq, having deployed six Tornado GR4 aircraft to RAF Akrotiri in the UK Sovereign Base Areas in Cyprus. We have increased our efforts to match coalition requirements as they have evolved and as our resources have become available. This has included the deployment of an additional two Tornado GR4s and Intelligence, Surveillance, Target Acquisition, and Reconnaissance (ISTAR) capabilities such as RIVET JOINT, E3-D SENTRY, and REAPER remotely-piloted aircraft. As of 30 March 2015, we had conducted 201 strikes against targets in Iraq, second only to the United States, with our contribution acknowledged by coalition partners.

1.1.28 In addition to ISTAR and strike capabilities, we have provided equipment and training to Iraq and are contributing to the coalition's Building Partner Capacity (BPC) programme. We have trained over 1,000 Peshmerga in Infantry and Heavy Machine Gun skills. We have supported the delivery of nearly 400 tonnes of equipment and ammunition. As a world leader in countering improvised explosive devices (C-IED) we are leading the coordination and development of the coalition's C-IED training programme, including through the provision of C-IED training at the BPC site in Erbil, which has now begun. The UK now has approximately 500 military personnel supporting operations against ISIL, including over 140 in Iraq.

1.1.29 As of 31 March 2015, the UK and coalition activity has contributed to a halt in ISIL's advances, and the start of ground operations by local forces to retake areas of Iraq from under ISIL control. Thousands of Iraqi Security Forces are being trained by the coalition to prepare them for future operations against ISIL.

1.1.30 The UK has also deployed the first UK personnel to deliver what will be a substantial contribution to the planned US-led programme to train Syrian moderates at regional training centres starting in FY 2015-16.

RAF Reaper remotely piloted air system used in locating ISIL positions



Cheeki Rafiki's upturned hull



Rest of World

1.1.31 Following Cyclone Pam hitting the Pacific Islands on 11-14 March 2015, the MOD sent a C-17 aircraft to support humanitarian relief efforts in response to a DFID request. The C-17 was in the Pacific between 18-26 March 2015 during which time it delivered: 24.8 tonnes of DFID aid to Vanuatu; rescue/support vehicles; equipment to support the Australian Crisis Task Force, and 87 pallets of stores provided by World Vision and Oxfam.

1.1.32 During March and April of 2014 the UK deployed HMS Echo and HMS Tireless to aid the international search for the missing Malaysian Airline flight, MH370.

An Australian Maritime Patrol Aircraft flies over the Royal Navy survey vessel HMS Echo during the search for the Malaysian airliner Flight MH370 in the Indian Ocean



1.1.33 In May 2014, MOD provided a C-130 Hercules for four days to assist the US Coastguard in the search for the missing yacht – the Cheeki Rafiki.

1.1.34 Between 16 and 30 January 2015, a C-130 aircraft has been deployed out of Punta Arenas to drop fuel onto the Antarctic ice cap in support of the British Antarctic Survey (BAS). There were successful drops on five days, delivering a total of 176 drums of fuel to BAS stations at Fossil Bluff and Rothera Skiway. The aircraft arrived back in the UK on 1 February 2015.

1.1.35 Following the earthquake in Nepal on 25 April 2015, Defence deployed one C130 Hercules and two C-17 transport aircraft and 252 personnel, including 13 Royal Gurkha Rifles, 90 Queen's Gurkha Engineers and 6 Gurkha medics to the region, to support relief efforts. This was in addition to the 67 members of the British Gurkhas Nepal garrison already in Nepal. The aircraft have moved over 144 tonnes of humanitarian aid and evacuated 33 people from Nepal, while the Gurkhas conducted patrols and surveys, helped the relief effort by running water purification equipment, and distributed over 2000 temporary shelters and over 2700 aid packs (including food, mattresses and blankets) to Gurkha communities. The Gurkha Engineers and medics have remained in Nepal to support a request from the Gurkha Welfare Trust for assistance for Gurkha families, soldiers and veterans.

Counter-Narcotics

1.1.36 Defence has continued to support UK Government and international efforts to tackle the threat from illicit drugs. The Royal Navy has operated with US and other international partners to arrest the flow of drugs from Latin America through the Caribbean, and across the Atlantic to UK and Europe. The Navy has seized or disrupted over 2 tonnes of illicit cocaine and marijuana in the region, worth in excess of £80 million had those drugs reached the streets of UK. The Navy has also achieved good counter narcotics effect in the Indian Ocean, operating under the multi-national maritime coalition Combined Task Force 150. The MOD works closely in support of the National Crime Agency, as UK's lead on countering narcotics and other illicit trafficking activity worldwide. We have also continued to mentor the Afghan forces in order to develop capacity to take

the lead in conducting counter narcotics operations, and tackle the narcotics threat within, and emanating from, their country.

Seized drug bales are stacked on the deck of HMS Argyll following a successful counter-narcotics operation in the Caribbean



Counter-Piracy

1.1.37 Defence continued to support international counter-piracy efforts in the Indian Ocean. The co-ordinated international military effort and the widespread use of self-defence measures and armed onboard protection teams by merchant vessels have continued to suppress levels of pirate activity. But while pirate activity levels have remained low, piracy off the coast of Somalia continues to pose a threat to shipping. In March 2015 two Iranian fishing vessels were seized in Somali territorial waters, but these are considered to be acts of maritime criminality rather than acts of piracy. Throughout 2014 the UK provided the European Union's Counter-Piracy Mission (Operation ATALANTA) with its Operational Commander and the multinational Operational Headquarters at Northwood. In addition the UK also provided the Deputy Commander to the US-led Combined Maritime Forces based in Bahrain.

Counter-piracy troops intercept a suspected Somali pirated vessel



NATO/EU

1.1.38 The MOD has continued to support NATO and EU operations. During the summer of 2014, RAF Typhoon aircraft deployed to Lithuania to take part in the enhanced Baltic Air Policing mission. Aircraft from Poland, Denmark and France, also deployed in the region. This enhanced posture was part of the NATO assurance measures in response to Russian aggression in Crimea and wider Ukraine. In Bosnia Herzegovina, the MOD has continued to assist EU operations in building and maintaining a safe and secure environment through the deployment of a ground Intelligence, Surveillance, and Reconnaissance Task Force. Maritime forces have operated in the Baltic and the Mediterranean in support of NATO assurance and maritime security tasking.

United Kingdom (UK)

Defence of UK Airspace, Waters, and UK Overseas Territories

1.1.39 In 2014-15 we continued to defend UK airspace with an integrated Air Defence system that included Quick Reaction Alert Typhoon aircraft, Voyager tankers, and air surveillance and control facilities. We also provided such capabilities to police NATO airspace alongside our allies. We provided Royal Navy assets to defend our territorial waters and overseas territories, and to maintain our Continuous At Sea Deterrent. The Police and maritime authorities have primacy in protecting the coastline of the UK, but Defence maintains forces to provide support to these authorities if required. We remained fully and demonstrably committed to the defence of UK Territories in the South Atlantic. UK forces continued to defend the right of the Falkland Islands to determine their own political future and to maintain their way of life against whatever threats may arise. The MOD has continued to employ Quick Reaction Alert Typhoon aircraft, maintain the permanent deployment of HMS CLYDE and provide SAR cover in the Falklands. In Gibraltar, the Royal Navy Gibraltar Squadron is responsible for the demonstration of UK sovereignty, challenging any unlawful incursions into British Gibraltar Territorial Waters.

Military Aid to the Civil Authorities

1.1.40 The Home Secretary is responsible for the safety and security of the UK and its citizens. Under the Civil Contingencies Act 2004, lead Government departments are allocated to deal with the most likely high-impact, disruptive events. The MOD is not the lead for any civil contingency, but if required can provide support through the Military Aid to the Civil Authorities process. We provided military aid to the civil authorities on over 85 occasions in 2014-15. These ranged from the provision of

logistics support to the Police and ambulance services; having personnel trained and on call to deliver fuel in the event of strike action by tanker drivers; assisting the Department for Communities and Local Government during fire service strike action, and providing ambulance drivers, navigators, and support staff to the Department of Health during industrial action. During 2014-15 we also provided security and support to the Commonwealth Games and the NATO Summit.

Fisheries Protection

1.1.41 The Fishery Protection Squadron support the Marine Management Organisation with fishery patrols. In 2014-15 the Squadron boarded 565 fishing vessels, seven of which were detained at a UK port for further investigation, and detected many fishing infringements. We continue to work with other EU member states to develop joint operations and to improve the efficiency and effectiveness of their own patrols.

Search and Rescue (SAR)

1.1.42 The MOD Search and Rescue service exists to help military aircrew in difficulty. It also contributes to the UK's integrated national SAR framework. Helicopter cover for most of the UK and a large area of the surrounding sea was provided 24 hours a day by the Royal Air Force (RAF) and Royal Navy from eight helicopter bases, although these bases will cease operations throughout 2015 as SAR transitions to the Maritime and Coastguard Agency. Throughout 2014-15, SAR was also operated from a further four bases under contract to the Maritime Coastguard Agency.

1.1.43 The RAF also maintained three RAF mountain rescue teams in the north of the UK, who are expert in dealing with aircraft crashes and SAR in remote areas. The UK Aeronautical Rescue Coordination Centre (ARCC) at RAF Kinloss co-ordinated the response of all UK SAR aircraft and mountain rescue teams, and hosted the UK Mission Control Centre for the global satellite-based distress beacon detection system. The ARCC will transition to the Maritime and Coastguard Agency by 31 March 2016. In 2014-15 Defence SAR services were called out 1,842 times (1,852 times in 2013-14) in the UK and came to the aid of 1,531 people (1,555 people in 2013-14). Statistics on Defence SAR incidents, callouts and people moved can be found at: <https://www.gov.uk/government/statistics/military-search-and-rescue-monthly-statistics-2015>

Explosives Ordnance Disposal (EOD)

1.1.44 The MOD provides 24 hours-a-day EOD support to the police in the UK. This includes the provision of operational scientific expertise to deal with

complex devices. Routine co-ordination of EOD tasking was conducted by the Joint Service EOD Operations Centre at Didcot, which allocates Royal Navy, Army or RAF teams as necessary. EOD teams responded to 468 Improvised Explosive Device Disposal incidents in 2014-15 (695 in 2013) and 1923 Conventional Munitions Disposal Incidents (1750 in 2013).

Funded Readiness

1.1.45 As well as succeeding in the operations that we undertake, an enduring priority for the MOD is to maintain a range of forces ready to deal with events that may emerge. In 2014-15 we maintained a graduated readiness system to ensure that the right force elements (typically ships, ground force sub-units, and aircraft) are ready to deploy to conduct the range of missions that may be required by the Government. Through its Defence Plan and Annual Budget Cycle process, the MOD Head Office sets requirements for the Front Line Commands in terms of the force elements and the readiness levels at which they need to be held, and allocates the resources to achieve this. These requirements are underpinned by specific direction on manning levels, equipment, logistic support, and training, both for individuals and the collective training that units do together to ensure they can fight effectively as part of a larger force.

1.1.46 The last year has seen a growing contribution to NATO. In addition to commanding the Maritime High Readiness Force in 2016, UK will provide the framework nation in 2017 of the newly established NATO very high readiness force; our other NATO commitments include support for the Baltic air policing patrols and a British presence on a number of naval task groups.

1.1.47 UK's ability to conduct Contingent Operations beyond Afghanistan continue to grow in line with the Defence Plan. Our contingent forces have been deployed and sustained on a number of tasks world wide, from Ukraine to West Africa, Defence's ability to deploy forces at short notice have had tangible positive effects through out the world. This includes the recent announcement that military forces have deployed off the coast of Libya to assist in the EU's humanitarian operation to save African migrants from drowning and to Nepal to assist in Earthquake disaster relief. The growth of UK's contingency capability continues to develop and mature through developing a coherent national capability and also in developing international partnerships both through existing treaties and new bi-lateral defence relationship.

1.2 Other Major Responsibilities



Nuclear Deterrence

1.2.1 The nuclear deterrent provides the ultimate guarantee of the UK's national security and represents a vital contribution to the defence of NATO.

1.2.2 The Royal Navy's Vanguard class submarines have sustained Operation RELENTLESS, continuing their mission of deterrent patrols which has been uninterrupted since 1968. The third submarine of the class, HMS VIGILANT, returned to operations after her successful overhaul, nuclear refuelling, and a demonstration firing of an instrumented Trident D5 Missile. HMS VENGEANCE, the fourth submarine, is now undergoing her overhaul in Devonport.

1.2.3 Work on the assessment phase for the Successor submarine programme continues in advance of a Main Gate decision planned for 2016. The main purpose of this work is to refine the design of the submarine and mature the costs of the detailed acquisition arrangements for these submarines, which are planned to bear the deterrent mission from 2028.

The Trident nuclear submarine HMS Victorious



International Defence Engagement

International Defence Engagement Strategy and Funding

1.2.4 Over the second year of the **International Defence Engagement Strategy** (IDES), MOD has developed regional and country strategies, including a standardised means to measure impact against objectives. The single Services and Joint Forces Command have each introduced internal structures to manage better Defence Engagement (DE) activity. The Army has continued to increase regional engagement through its Adaptable Brigades and work continues to give DE a more prominent position in Military Activity planning and programming.

1.2.5 In the final year of the Conflict Pool we have continued to work on conflict prevention, capacity building and security sector reform projects. Of the £240M of programmable Conflict Pool resources available to fund this kind of activity in 2014-15, MOD led on projects totalling some £60M, including responses to crises in Central African Republic, Nigeria, Iraq, and Ukraine as directed by the National Security Council. We also prepared for transition to the new Conflict, Stability and Security Fund (CSSF) arrangements which began in April 2015.

Capacity Building and International Defence Training

1.2.6 During 2014-15, MOD has provided over three thousand education and training places in UK domestic and overseas institutions to international military and civilian officials from almost one hundred countries.

1.2.7 As part of capacity building, training teams have delivered training in twenty countries enhancing knowledge and leadership, professionalism and understanding, promoting governance and international law. Following the ground breaking Managing Defence in the Wider Security Context course delivered in Burma in early 2014 – the first Defence Engagement course since independence in 1947 – the training team returned a year later to continue to support accountability, transparency, rule of law, and human rights.

1.2.8 The MOD's Defence Assistance Fund supported bilateral relationship building, funding defence education in support of security sector reform and capacity building; short-term training teams; staff talks, and exchange visits. In addition the Defence Engagement Provision provided resources to help to implement the IDES across Defence and with partners across government, funding both capital and programme activity, and including capacity building support to Ukraine and Georgia agreed at the NATO Summit in Wales.

Multilateral Engagement

NATO

1.2.9 NATO remains the cornerstone of UK Defence and security, and provides political and military structures through which the UK engages with Allies and Partners.

1.2.10 The NATO Summit in Wales (4-5 September 2014) saw the Alliance demonstrate solidarity

at a time of diverse security challenges on NATO's eastern and southern borders. The best response to these remains through unity and the implementation of the Summit deliverables, including the Readiness Action Plan (RAP), the Defence Investment Pledge, enhancing relationships with key partners, Defence Capacity Building, and the Armed Forces Declaration.

1.2.11 Allies and NATO are working to ensure that the agreements from Wales are implemented in full and that we demonstrate clear progress ahead of the next Summit in Warsaw in 2016. The UK is at the forefront of this. On 5 February 2015 Defence Ministers met in Brussels and noted good progress in implementing Wales Summit outcomes.

1.2.12 The RAP will shape the future posture of NATO in response to the 21st Century security challenges facing the Alliance. The key components include continuation of Assurance Measures through regular training and exercising in Eastern Allied countries and the establishment of the 'Spearhead' element of the adapted NATO Response Force – known as the Very High Readiness Joint Task Force (VJTF). NATO is expected to declare full implementation of the RAP at the Warsaw Summit.

1.2.13 The UK has played a leading role in the development of, and contributions to, the RAP, being the first nation to volunteer as lead – or framework nation for the VJTF, a role we will assume in 2017. The UK contribution to NATO Assurance Measures was over 3,000 personnel in 2014 and will increase to over 4,000 UK personnel exercising in the territory of Eastern NATO allies in 2015. For a four month period in 2014, four RAF Typhoons operated in support of the Baltic Air Policing Mission.

1.2.14 We continued to promote and implement NATO reform, working with Allies to maximise NATO's effectiveness and to modernise its structures, capabilities and partnerships; as well as ensure the Alliance continues to deter threats effectively and succeed in military operations when and where needed.

RAF welcomed to Amari Airbase taking its turn in NATO's standing Baltic Air Policing patrols



Arms Control and Counter-Proliferation

1.2.15 The National Security Risk Assessment identified that the consequences from hostile acts by terrorists and states would be greatly magnified if weapons of mass destruction, advanced military technologies, and the systems used to deploy them, reached the wrong hands. The following paragraphs summarise MOD's contribution in 2014-2015 to meeting the Government's wider arms control and counter-proliferation objectives.

1.2.16 MOD continued to provide expertise to strengthen the **Chemical Weapons Convention** and the **Biological and Toxin Weapons Convention**. A priority has been to support the international community in the removal from Syria of the chemicals in its declared stockpile and their subsequent destruction. Some 200 tonnes of precursor chemicals were brought to UK for destruction in commercial facilities, and these were mostly destroyed by August 2014, under contracts placed by MOD. MOD also continued to work with FCO and international partners to ensure full declaration and destruction of Syria's entire chemical weapons programme, including providing training to support the missions of the Organisation for the Prohibition of Chemical Weapons in Syria.

HMS Montrose part of the International mission to eliminate the chemical weapons programme of the Syrian Arab Republic



1.2.17 MOD continued to work closely with international partners to strengthen international cooperation in the field of **biological security**, and continued to implement a variety of projects to strengthen biological security, primarily in Central Asia, the Caucasus, the Middle East, and North Africa. MOD also worked closely with Home Office, Department of Health, and others to support development of the UK's BioSecurity strategy, and the UK's contribution to the security elements of the International Global Health Security Agenda.

1.2.18 MOD worked closely with FCO to prepare for the 2015 **Nuclear Non-Proliferation Treaty**

Review Conference, in particular in ensuring progress against obligations under the 2010 Action Plan. MOD completed a key element of its programme of reductions by reducing the number of operationally available Trident nuclear warheads to no more than 120. MOD is also continuing work to reduce the total UK nuclear weapon stockpile from a maximum of 225 to no more than 180 by the mid-2020's. MOD provided technical input to the Chinese-led P5 initiative to agree nuclear definitions in order to provide a basis for further cooperation and transparency. MOD continued to lead HMG's contribution to the UK Norway Initiative on the verification of nuclear warhead dismantlement, agreeing a joint work plan to 2015.

1.2.19 MOD continued to fulfil its obligations as the National Authority responsible for the UK's commitment to the **Comprehensive Test Ban Treaty**, supporting the Comprehensive Test Ban Treaty Organisation (CTBTO) in Vienna. MOD played a key role in supporting the CTBTO's Integrated Field Exercise in 2014. MOD continued to coordinate across Government to develop a sovereign Technical Nuclear Forensics capability to collect, analyse, and attribute origin of recovered fissile material.

1.2.20 Working closely with the FCO, MOD provided technical support to four sessions of expert discussions in Geneva on the possible scope of a **Fissile Material Cut-off Treaty**, with the aim of informing future negotiation in the United Nations Conference on Disarmament, and ensuring that UK equities will be protected under any such Treaty.

1.2.21 MOD continued to implement key politically and legally binding **Conventional Arms Control agreements** on behalf of the UK. During the year, MOD hosted fourteen verification missions, which checked the UK's compliance with the Conventional Arms Control agreements; and led or participated in thirty verifications missions in other countries.

1.2.22 The **Arms Trade Treaty**, which obliges all signatory states to apply common criteria for assessing the export of conventional arms, entered into force on 24 December 2014. MOD continued to work with Government colleagues towards the goal of universalisation of the treaty and to support States who may need assistance to implement it.

1.2.23 MOD continued to provide expertise to strengthen the four **export control regimes** (Missile Technology Control Regime, Nuclear Suppliers Group, Australia Group, and Wassenaar Arrangement) to reduce the threat to UK national interests, including UK forces operating abroad, from the proliferation of weapons of mass destruction,

their delivery systems, and advanced conventional weapons.

1.2.24 The Government's policy is to promote responsible Defence exports – ensuring we support the prosperity agenda, consistent with our obligations under Treaties, Regimes, and the Consolidated EU and National Arms Criteria. **The MOD Form 680 procedure**, for which the MOD is the authority, assists in supporting the Government's policy on responsible exports. It is a security procedure to assess the release of equipment or information (including technology or software) with a classification of OFFICIAL-SENSITIVE or above by companies to foreign entities. This could be for various purposes, including marketing campaigns or research, before an actual export of a physical good. It does not constitute an export approval or an HMG indication of a likely export licence approval. HMG's target is to clear 60% of MOD Form 680 applications in 30 working days; the MOD continued to exceed the target, processing 67% of applications in 30 working days during 2014, compared with 63% in the previous year.

United Nations

1.2.25 The MOD supported six **United Nations** (UN) peacekeeping operations in 2014-15, 50% more than in 2013-14. The UK deployed approximately 280 military personnel on UN missions; the largest UN deployment continued to be in Cyprus. We also maintained our commitment to UN-mandated peace support operations.

1.2.26 We provided three officers to the UN Headquarters in New York and maintained a Defence section in the UK Mission to the United Nations. We contributed to extensive multilateral capacity building in Africa through a combination of short-term training teams, British peace support training teams and British military advisory training teams. MOD continued to support United Nations Security Council Resolution 1325 on Women, Peace, and Security by its actions within the UK National Action Plan and promoted wider Government objectives on the Prevention of Sexual Violence Initiative.

Soldiers receiving their blue berets before deploying on a United Nations peacekeeping mission to Cyprus



Common Security and Defence Policy (CSDP)

1.2.27 The UK remained focused on fostering close cooperation between the **EU** and NATO and continued to emphasise the need for CSDP activity to be complementary to that of NATO wherever possible, to avoid any duplication or decoupling.

1.2.28 The Prime Minister has highlighted three areas where the UK could press for CSDP to add value – EU-NATO partnership; the Comprehensive Approach; and responding to Hybrid attacks recognising the commitments made at the Wales NATO Summit. Similarly we have shown our support towards the EU's comprehensive approach through encouraging progress on strategic communications and participating on the EU Battlegroup concept.

1.2.29 The UK continued to provide the standby Operational Headquarters at Northwood, commanding Op ATALANTA, the EU's counter-piracy operation off the Horn of Africa. We have also contributed to other EU-led military operations, in Bosnia and Herzegovina, Mali, and Somalia.

Bilateral Engagement

Key Allies

1.2.30 The depth of our defence relationship with the **United States (US)** was underlined by the Secretary of State's visit in March 2015 – the first foreign Defence Minister to meet the new Secretary for Defense, Ash Carter, in Washington since he assumed the role.

1.2.31 On operations, we demonstrated our continued value as the US's foremost military ally, staying closely aligned throughout the drawdown in Afghanistan and transition to operation Resolute Support. We coordinated during coalition operations against ISIL, while tackling the Ebola crisis and providing non-lethal support to Ukraine.

1.2.32 Our current portfolio of capability collaboration remains on track. In February 2015 the RAF's 17 Sqn (R) stood-up at Edwards Air Force Base in California to start independent UK testing and evaluation to bring the F35B Lightning II into service. In December 2014 an updated version of the 1958 Mutual Defense Agreement was signed by the President and our Prime Minister.

1.2.33 We continued to deepen and broaden defence cooperation with **France** under the 2010 Lancaster House Treaties and made good progress, implementing the goals set at the January 2014 Brize Norton Summit. We worked closely together in preparation for the successful September 2014 NATO Wales Summit and on implementation of its outcomes. We continued to support each other on operations. We further developed our ability to deploy a Combined Joint Expeditionary Force. We took forward together a range of equipment programmes, including in November 2014 placing the joint £120M two-year feasibility phase contract for the Future Combat Air System (FCAS) and committing jointly to invest £500M on a new naval missile system. Additionally, there were successful commemorations of previous occasions when we fought together in a common cause, including the D Day 70th Anniversary in Normandy in June 2014.

Europe

1.2.34 Following the 2011 announcement that UK troops will be withdrawn from **Germany** by 2020, we have continued to enhance our bilateral defence relationship through Structured Dialogue at Senior level and significant Ministerial engagement.

1.2.35 As a consequence of the ongoing Ukraine crisis, Defence engagement with **Russia** continued to be restricted to areas where we have Treaty obligations, and for certain commemorative events.

1.2.36 Following Russia's illegal annexation of Crimea and continued Russian-backed aggression in Eastern Ukraine, Defence engagement with **Ukraine** has increased over the year including an uplift in routine activities such as support on defence reform, strategic communications and procurement training.

1.2.37 Moreover, from February 2015, the MOD has provided Short-Term Training Teams in Ukraine to help build the resilience of the Ukrainian Armed Forces and improve their deterrent effect. This support has included Infantry, intelligence, and medical training.

1.2.38 Continuing the work of the 2011 Military Treaty between the **UK** and **Turkey**, in March 2015 VCDS hosted high-level staff talks in London that demonstrated the close working relationship that has developed.

1.2.39 In January 2015 a Memorandum of Understanding between the UK and the Republic of **Ireland** has been signed to ensure greater defence collaboration in the future. This will help to enhance cooperation in exercises, training, peacekeeping and crisis management operations.

1.2.40 In the Western Balkans we have maintained our contribution to EUFOR Op ALTHEA – the EU CSDP mission to **Bosnia & Herzegovina** operating under Berlin Plus arrangements. The UK contributed an Intelligence Surveillance Reconnaissance Taskforce to Op Althea from July 2014 to March 2015 following the civil unrest in February 2014.

1.2.41 The UK has continued to engage closely with the strategically important Nordic-Baltic region. The **Northern Group**³ (a UK initiative) a valuable forum for consultation and co-operation. The six partner nations⁴ that signed a Letter of Intent with the UK at the NATO Summit in Wales to develop the **Joint Expeditionary Force (JEF)** all come from within the Northern Group. The JEF (due to be fully operational by 2018) is a pool of high-readiness, adaptable forces that is designed to enhance the UK's ability to respond rapidly to crises, either nationally, or on behalf of international institutions such as the UN, NATO, or the EU.

Middle East and North Africa

1.2.42 The regional focus was on efforts to contain and counter ISIL. This was achieved through strong Defence Engagement with **Kuwait** and continued development of our standing in **Iraq**. **Jordan** and **Lebanon** are important to regional stability and so we focused on capacity building to assist in border security.

³ Established in 2010, the Northern Group is an informal grouping of 12 nations (Denmark, Estonia, Finland, Germany, Iceland, Latvia, Lithuania, the Netherlands, Norway, Poland, Sweden and the UK) which aims to promote more coherent, efficient and effective defence and security co-operation in Northern Europe.

⁴ The six partner nations of the Joint Expeditionary Force (JEF) include Denmark, Estonia, Latvia, Lithuania, the Netherlands and Norway.

1.2.43 In **Saudi Arabia**, **Oman**, **Qatar**, Kuwait, and **Bahrain** we maintained a comprehensive network of Defence Attachés and Loan Service Personnel. We continued to support broader HMG intent. In December 2014 we signed the Bahraini Naval Basing agreement to build a permanent operating capability in the region.

1.2.44 The 2014 COUGAR Naval Task Group deployment East of Suez demonstrated our maritime reach and ability to contribute to security in the Middle East. We continued to provide aircraft deployments to the region, basing in the **United Arab Emirates**, with potential further facilities in Bahrain.

1.2.45 North Africa is challenged by instability and extremism. We developed our relationships there through capacity building, Counter-Terrorism (CT) projects, and Defence exercises. With instability in **Libya** and absence of political settlement, we strengthened her neighbours to mitigate the growing threat from extremism and used Defence Engagement activity to complement the work of the CT community and OGDs. Significant programmes of activity have been planned and conducted in **Algeria** and **Egypt**, as well as substantial Army-sponsored exercises in **Morocco**.

Africa

1.2.46 Following the kidnapping of the Chibok school girls (14 April 2014), the MOD committed to providing surveillance assets (for a limited period); assessed imagery; and, support to an intelligence fusion cell. The UK committed to a further package of support to **Nigeria**. Subsequently, we have been delivering an enhanced programme of training and military capacity building, including to Nigeria troops deployed against Boko-Haram, coordinated by an expanded resident training team. In response to the increased regional threat posed by Boko-Haram, we have also deployed military experts to support the development of regional intelligence sharing and a Multinational Joint Task Force.

1.2.47 In **Somalia**, we maintained our commitment to the **African Union's** peace support mission, which regained territory from Al Shabab. We expanded our efforts to develop a Somalia National Army through increased bilateral and multilateral engagement. Our resident training team in East Africa took on new co-ordination responsibilities in support of the UK Government's Somalia strategy, whilst sustaining its regional upstream capacity building efforts.

1.2.48 From August 2015, our resident training team in **Sierra Leone** became increasingly involved

in the UK response to the Ebola crisis with its security sector reform programme necessarily in abeyance. In **Mali**, Defence continued to provide a strong contribution to the EU Training Mission. Our **South Africa** resident training team continued to provide battlegroup training for **Malawi** ahead of deployment to the UN Mission in the **Democratic Republic of Congo** and delivered training and advice for the UN Mission HQ in Goma.

Latin America and the Caribbean

1.2.49 The Defence Section in **Mexico** re-opened this year and has started to support wider UK strategies in the region. We continued to build on strong relations with **Brazil, Chile, Colombia, Paraguay, and Uruguay** with a variety of Defence Engagement activities. In the **Caribbean**, support to the fight against organised crime and in reducing the effects of natural disasters has continued.

South Asia

1.2.50 The October 2014 visit by the Defence Secretary to India for a WW1 commemoration event was the highlight of a re-energised Defence relationship with **India**. Further Ministerial and Chiefs' visits, PUS-level talks, and regular military interaction made for a busy engagement programme.

1.2.51 We continued to provide a highly influential Defence education package to **Bangladesh**. In **Nepal** we will celebrate in 2015 200 years of our relationship. In March 2015 the Defence Secretary met **Sri Lanka's** new President.

Asia Pacific

1.2.52 In continuance of the trend reported last year, the Department has strengthened Defence Engagement effort in the Asia Pacific region, reflecting HMG's wider policy of prioritising effort in the region. There have been numerous events and Defence Engagement programmes run throughout the year, ranging from participation in staff talks, through the provision of training teams to joint exercises in the region, as well as an extensive flow of foreign military students from the Asia Pacific to training in the UK. We have held staff talks and strategic dialogues with numerous countries in the region, including a Strategic Dialogue with China, and inaugural Defence Policy talks with **New Zealand**. A critical element of the Australia-UK Ministerial (AUKMIN) Defence talks focused on opportunities for collaborating on Defence Engagement in the Asia Pacific region.

1.2.53 In SE Asia we have continued to engage through our involvement in the Five Power Defence Arrangements and associated exercises. Additionally, the Five-Eyes community held a series of high-level staff talks in the region, including Chiefs of Defence Staffs talks following the Shangri-La Dialogue. Defence has been at the forefront of our relations with Thailand following the coup there, both in terms of relaying UK Government messages and encouraging reform and reconciliation. Particularly noteworthy have been inaugural Defence and Foreign Minister "2+2" talks between the UK and Japan, the UK's largest ever participation in exercise ULCHI FREEDOM GUARDIAN on the Korean Peninsula, the MOD's efforts to support the search for MH370 (which included the deployment of both HMS ECHO and the nuclear submarine HMS TIRELESS to the Indian Ocean), MOD support to the relief effort in Vanuatu, an expanded and strengthened programme of engagement with China, our continued efforts to further HMG's wider democracy and human rights objectives in Burma through our unique engagement with and education of the Burmese military, and the renewal of the agreement that governs the presence of British forces in Brunei.

Defence Exports

1.2.54 This year we have continued to provide Department-wide support to the UK Defence and Security industry. With the support of DE&S and the Frontline Commands we have developed and refined our exportability policy in order to implement the recommendations in the "National Security Through Technology"⁵ White Paper.

1.2.55 The UK Trade and Investment Defence and Security Organisation (UKTI DSO), part of the Department for Business, Innovation and Skills, is responsible for promoting defence exports within Government. MOD has worked closely with DSO to provide MOD expertise and equipment, including the training, support and know-how of the UK's Armed Forces to help deliver success in UK Defence export campaigns.

1.2.56 Our Armed Forces continued to deliver and build upon UK Defence Engagement activity and have provided military support to key Defence export markets including capability demonstrations and evaluations, for example of Watchkeeper. This is in addition to the broader support provided by the UKTI DSO dedicated Export Support Team. MOD support to the Farnborough International Airshow on 14 – 20 July 2014 represented a key opportunity

⁵ https://www.gov.uk/government/uploads/system/uploads/attachment_data/file/27390/cm8278.pdf

to support UK industry engagement with a wide range of overseas delegations.

Sea Ceptor missile system



1.2.57 Exports have provided new opportunities for collaboration with other nations: an example was New Zealand's purchase of the Sea Ceptor missile system. This high performance missile was developed for the UK Royal Navy and is a key demonstration of exportability and interoperability.

1.2.58 MOD Ministers, Single Service Chiefs of Staff, and senior MOD officials continued to support Defence exports as part of their international engagement activity. The Minister for Defence Equipment Support and Technology has continued to support UK industry at trade exhibitions in the UK and overseas, notably at IDEX and Langkawi International Maritime and Aerospace Exhibition.

Chapter 2:

Transforming and Delivering Defence



2.1 Transforming Defence – Organisation and Environments



Defence Reform – Transforming the Department

2.1.1 The process of transforming the Department has continued during the year, following the achievement of Full Operating Capability for the new **Defence operating model** on 1 April 2014. The operating model was implemented in response to Lord Levene's 2011 Defence Reform review⁶ and is described in detail in "How Defence Works", which is available on gov.uk⁷. In autumn 2014, Lord Levene conducted his third annual review of progress on implementing Defence Reform, which was published to Parliament by the Secretary of State in December. Lord Levene praised the *"fundamental transformation the Ministry of Defence has undergone in the last four years"*.

2.1.2 In addition to the structural and process changes recommended in the Defence Reform review, we have implemented a new internal control framework, which came into effect on 1 April 2014. There are 18 **Defence Authorities** responsible for managing corporate-level risks and ensuring that key Defence activities are carried out on a coherent and consistent basis across Defence. They are also responsible for ensuring that the overall framework strikes the best balance within the delegated model between corporate needs and TLB freedoms.

2.1.3 We have continued to work on improving the **leadership, behaviours and ways of working** which support the effective operation of the delegated model.

2.1.4 The focus of organisational reform during this year has moved to the next phase, which is the transformation in the delivery of the key enabling services across Defence, in particular the management of acquisition, infrastructure, and shared services.

2.1.5 The establishment of the new role of **Director General Head Office and Commissioning Services** (DG HO&CS) in April 2014 brought together the Top-Level Budget Holder responsibilities for Head Office and Corporate Services and for the Defence Infrastructure Organisation. DG HO&CS is responsible for driving further improvements in the management of the Head Office, corporate services, infrastructure, and acquisition. The purpose of Commissioning Services is to ensure that the key enabling services (e.g. DIO, DE&S, and DBS) are fit for purpose in delivering against the requirements set by Commands and are managed as part of the

wider-Defence system, exploiting synergies to deliver better value for Defence.

2.1.6 In parallel with the establishment of Defence Equipment and Support as a Bespoke Trading Entity in April 2014, the Department also developed a new **Acquisition System Operating Model (ASOM)**, which sets out how Defence acquires the equipment, logistic support, and information systems needed by the Armed Forces. The ASOM is in line with the Levene principle of delegating responsibility for capability budgets to the Front Line Commands. It was launched on 1 April 2015 and a new Acquisition System Authority has been set up to support the Defence Authority for the Acquisition System to embed and sustain the change and to provide assurance to the Defence Board that the system is operating effectively.

2.1.7 Following contract award in July 2014, Capita/URS/PA Consulting became the Strategic Business Partner responsible for the operation of the **Defence Infrastructure Organisation** from September 2014. As part of implementing these new arrangements, the Defence Infrastructure System Programme will continue to support the transition by identifying how to improve the interface between DIO, other delivery agencies, and their customers to ensure greater Defence-wide clarity; how best TLBs could be incentivised to achieve better value for money; and what changes are required to the infrastructure system to manage the relationship with DIO if it subsequently becomes an arms-length body.

2.1.8 The contract with Serco for the strategic management of **Defence Business Services** (DBS) expires at the end of FY 2015-16. The department has recently announced that, at that point, the management of DBS will be brought back "in house" whilst it considers and evaluates options for the longer term delivery of services presently provided by DBS.

Maritime Environment

2.1.9 In the **maritime environment**, the programme to restore the Navy's carrier strike has progressed well. The first of the new aircraft carriers, HMS Queen Elizabeth, was officially named by Her Majesty the Queen on 4 July 2014. Sea trials will begin in 2017, and flying from HMS Queen Elizabeth will start in 2018, with an extensive trials programme for the new F35B Lightning II aircraft. The Prime Minister announced⁸, on 5 September 2014, that the carrier, HMS Prince of Wales, will also be brought into service on completion so that the UK *"will always have one carrier available, 100 percent of the time"*.

⁶ https://www.gov.uk/government/uploads/system/uploads/attachment_data/file/388383/Levene_Third_Annual_Review_5_December_20140001.pdf

⁷ <https://www.gov.uk/government/publications/how-defence-works-the-defence-operating-model>

⁸ <https://www.gov.uk/government/speeches/nato-summit-2014-pm-end-of-summit-press-conference>

2.1.10 The surface fleet saw the decommissioning of HMS *Illustrious*, the last of the *Invincible* Class aircraft carriers, with the Landing Platform Helicopter HMS *Ocean* taking on the role as the nation's helicopter carrier following a £65 million refit. Meanwhile further progress on the Type 26 Global Combat Ship has led to investment in essential long-lead items for the ship's shore testing facilities. Following the first steel being cut in October 2014, the first of the new Offshore Patrol Vessels, HMS *Forth*, is expected to be handed over to the Royal Navy in 2017. The second will be named HMS *Medway* and the third HMS *Trent*. An upgrade programme for the Royal Navy's *Spearfish* heavyweight torpedoes carried by the *Astute*, *Vanguard*, and *Trafalgar* Class submarines was announced in December 2014.

HMS *Monmouth* is pictured with the Indian aircraft carrier INS *Vikramaditya* during the vessels' transit through the English Channel



helicopter fleet and greatly enhancing our heavy lift capability through the delivery of the first six of 14 state of the art Chinook Mk 6 aircraft. Finally, we accepted into service the Land Environment Air Picture Provision system. As part of its development, in September 2014 it successfully deployed to Celtic Manor to provide air security to the NATO summit in Wales.

2.1.13 An important aspect of Army 2020 is the Army Basing Programme, and as part of Phase 1 of this programme we successfully completed 30 unit moves and/or functional re-rolling of units within the UK; and one unit move to the UK from Germany. We have begun work to deliver Phase 2 of this programme; which will include a number of intra-UK moves and the return of a further 14 units from Germany. We remain on track to bring all UK military units back from Germany by 2020.

A soldier with 1st Battalion The Royal Regiment of Fusiliers taking part in live-firing training exercise



Land Environment

2.1.11 In the **land environment**, Army 2020 is the significant transformational programme for the British Army. Restructuring under this programme is near completion, with 3rd (UK) Division and Force Troops Command reaching full operating capability and 1st (UK) Division achieving initial operating capability during the year. We are also making progress in working towards required levels of readiness for Army 2020, with a deployability test exercise involving 1,650 personnel and 570 vehicles. We also approved a programme of work to bring the necessary equipment fleets up to full fitness for deployment, as well as provisioning for their sustainment once deployed.

2.1.12 An important achievement this year was the order of 589 Scout vehicles. This vehicle will deliver a step change in versatility and agility as well as provide vastly enhanced capability for our future needs. We also ordered the first tranche of new 40mm cannons that will provide the Scout and Warrior infantry fighting vehicle programmes with cutting edge, class-leading firepower. In addition, we successfully deployed the Watchkeeper tactical unmanned aerial system to Afghanistan in an operational role, as well as upgrading the Puma

Air and Space Environment

2.1.14 In the air and space environment, Typhoon force transition was completed with 6 Squadron and 1(F) Squadron relocating to RAF Lossiemouth, and being joined by 2 Squadron which was stood-up as a Typhoon Squadron in January 2015. Typhoon was also cleared to use the Paveway IV bomb during trials in Spring 2015. Our Lightning II acquisition remains on track, with three aircraft delivered to date; these are currently based at Eglin Air Force Base in Florida. A further one will be received early in 2016, and a contract for the next four has been signed. This forms part of our plan initially to procure fourteen aircraft over the coming four years while putting in place the necessary support arrangements and infrastructure. The overall number of Lightning II aircraft that we will purchase has yet to be confirmed. Lightning II Initial Operating Capability is planned for 2018, when flying trials aboard the carrier HMS *Queen Elizabeth* will also begin delivering a Carrier Strike Capability by the end of 2020.

2.1.15 The RAF has taken delivery of three A400M Atlas transport aircraft. Following a tragic accident on 9 May 2015, involving a pre-delivery A400M

aircraft operated by Airbus Defence and Space (ADS), the UK and other nations paused flying of their A400M aircraft, whilst an investigation uncovered the accident sequence and identified the root cause. Checks on all delivered aircraft did not find any other instances of the fault and robust mitigation actions have been put into place to prevent a re-occurrence. Additional training has also been instigated for RAF crews. At an A400M Air System Safety Working Group on 15 June 2015, Air Officer Commanding 2-Group, the RAF Operational Duty Holder (ODH), having formally considered evidence presented by the Type Airworthiness Authority (TAA), concluded that it was safe to resume RAF A400M flying, which recommenced on 16 June 2015. A total of 22 A400M Atlas aircraft will be procured. Delivery of Voyager strategic air transport and air-to-air refuelling aircraft continued under a PFI arrangement, with up to eleven aircraft now available. Our C-17 strategic air transport capability was enhanced with the addition of a secure, long range communications capability and its clearance in the combat offload role. This allows palletised loads to be offloaded immediately after landing without the need for ground handling personnel or equipment, thus enabling its rapid turnaround both to maximise the tempo of its operations and minimise its exposure to potential threats.

2.1.16 A contract has been awarded to deliver modernisation and rationalisation of our air traffic management system under Project Marshall. The UK's Air Surveillance and Control System (ASACS) is also being extended to 2020 through the replacement of the computer system at two control centres. Three new TPS-77 air defence radars have been acquired, mitigating the adverse effect of wind farms on radar performance, and will be brought into service later this year.

2.1.17 The National Space Security Policy⁹ raised the profile of space security challenges and we took a leading role in addressing these issues across Government.

A RAF Atlas A400M transport aircraft flying over Bristol



Joint Environment

2.1.18 In the Joint environment Joint Forces Command (JFC) continued to support our front line fighting services with its management of cross-cutting capabilities, such as Defence-wide intelligence, information, healthcare, cyber, logistics, education and training, and conceptual and doctrinal development. JFC also commands the Permanent Joint Headquarters, the overseas Permanent Joint Operating Bases and the United Kingdom's Special Forces and they, collectively, have been at the forefront of operations over the past year.

2.1.19 A new Joint Force Development organisation was established in September 2014, bringing together the Development, Concepts and Doctrine Centre, the Defence Academy and the Directorate of Joint Warfare. The new structure provides a single focus for the development of future joint operations from concepts to delivery.

2.1.20 In late 2014 we supported wider Government efforts, led by the Department for International Development, to combat the outbreak of the Ebola virus in West Africa.

2.1.21 By the end of the year we had successfully completed the drawdown from Afghanistan and oversaw the closure of Camp Bastion in Helmand Province.

2.1.22 In September 2014, the Joint Force Intelligence Group at Wyton achieved full operating capability and matured into a powerful, cross-government, multi-source intelligence hub. Over the same period we have initiated a transformation of the Department's delivery of information systems and services under the direction of a Chief Information Officer with over-arching responsibility for policy, procurement, delivery, and operations.

2.1.23 We made significant progress in the development of the Joint Expeditionary Force, since reaching initial operating capability a year ago. As a direct result of the NATO Summit in Wales, we welcomed officers from partner nations into the planning staffs from early 2015, helping to turn the concept into reality.

2.1.24 We have brought responsibility for delivering healthcare services for military personnel across Defence under the single direction of the Surgeon General. Work is now in hand to establish sustainable approach to delivery in close partnership with the National Health Service.

⁹ https://www.gov.uk/government/uploads/system/uploads/attachment_data/file/307648/National_Space_Security_Policy.pdf

2.2 Transforming Defence – People



Future Reserve 2020

2.2.1 Two years after publishing the Reserves' White Paper¹⁰, 39 of the 40 deliverables have either been achieved or are on track for delivery. The outstanding issue, development of the Army's Recruiting Partnering Project, continues to show progress, albeit more slowly than desired. The governance of FR20 underwent a substantial review in late summer 2014 and was restructured to recognise the shift in priority to the single Services for the delivery of the programme's outcomes.

2.2.2 More effective use of the nation's volunteer Reserves has been enabled by the commencement of the Defence Reform Act in October 2014 and the subsequent establishment of four standing call out orders against which the Services can mobilise Reserves. Beyond routine activity, recent mobilisation of Reserves has included support to Operations GRITROCK (Ebola) and SHADER (Iraq). Amendments to the Reserve Forces (Call-Out and Recall) (Financial Assistance) Regulations 2005 came into force on 27 March 2015. The role of the Reserves' External Scrutiny Team was formalised in the last Parliament and its third report is expected in June 2015.

2.2.3 The services are exceeding their targets for Trained Strength (TS) and volunteer Reserve forces continue to grow. The Maritime Reserve (MR) has recruited 860 against the FY 2014-15 target of 740 and has a TS of 1,980 against the FY 2014-15 target of 1,790. The Army Reserve Development Programme (ARDP) has recruited 4,480¹¹ against the FY 2014-15 target of 4,900 and has a TS of 21,030 against a target of 19,900. The Royal Air Force Reserve (RAF(Res)) has recruited 740 against the FY 2014-15 target of 600 and has a TS of 1,620 against the FY 2014-15 target of 1,400¹².

2.2.4 Reserve recruitment and marketing strategies have been reviewed in order to increase the level of understanding of Reserves amongst the recruitment target audiences and wider society, whilst better promoting the Reserves' offer. Progress has also been made in debunking some of the myths surrounding Reserve service through wider engagement, particularly at local and regional levels.

2.2.5 Considerable headway has been made in improving the recruiting experience for candidates. On-line applications are now standard; medical and

security clearance processes have been simplified to remove delays; there are better communications between candidates and recruiters, along with more support for candidates from their chosen unit, throughout the recruiting process. As a result, time taken from application to enlistment is reducing significantly in most cases.

2.2.6 The offer to Reserves is generally accepted as the best ever, with paid leave now in force and pension entitlements coming into effect for periods of training as well as mobilisation from 1 April 2015. Occupational Health provision has been improved as has the availability and quality of welfare support. Terms and conditions of service have been improved and additional benefits, such as extending entitlement to the Armed Forces Railcard to Reserves, have been delivered. The 2015 Reserves Continuous Attitude Survey was launched on 5 January 2015, and the results were published on 11 June 2015.

2.2.7 From 1 April 2015, people on Jobseeker's Allowance or Income Support who sign up to be reserves will be able to train for up to a total of 43 days in their first year without having to sign off. Armed Forces Employability Pathways (AFEP) are being rolled out nationally. Under this scheme job seekers who are eligible, suitable and interested in the Armed Forces will be directed and screened, by Job Centre Plus and the Work Programme, onto military insight courses. These are followed by opportunities for pre-employment training and/or work experience with civilian employers.

2.2.8 Polling carried out quarterly throughout the year has shown a steady improvement in favourability and positive attitudes towards the reserves. Set piece events such as: Reserves Day (former Uniform to Work Day), International Women's Day, and Skills' Week all highlighted the volunteer reserves' contribution to Defence and the benefits that reserve service can offer.

Reservists conducting their Cold Weather Warfare Course (CWWC) in Norway



¹⁰ Reserves in the Future Force 2020: Valuable and Valued, dated Jul 13.

¹¹ In addition to WMS related inflow the Army achieved non-WMS inflow of 730 against an assumption of 225. Overall inflow into the Army Reserve Group A in FY 2014-15 was 5210.

¹² Against targets laid out in the Defence Secretary's Written Ministerial statement, dated 19 Dec 13.

Maritime Reserve

2.2.9 Significant progress has been made in delivering the estate betterment programme: the Prime Minister opened a new facility in Edinburgh; a visit by HRH Duke of York marked the completion of the £1.2M upgrade to HMS PRESIDENT (London); and HMS HIBERNIA (N Ireland) celebrated the completion of a £1M refurbishment project. Work is in hand to complete a further four projects by March 2016. All units have benefitted from upgrades to IT, fitness suites, and appearance. Pairing arrangements between Maritime Reserve units and ships are paying dividends for all parties. The training pipeline is being streamlined to reduce the time taken for a Reservist to join the Trained Strength.

Army Reserve

2.2.10 Recruitment into the Army Reserve continues to improve and trained strength remains ahead of target; this has been delivered through a programme of continuous improvement focused on the candidate experience and journey, combined with close mentoring and assistance of candidates through the application process and throughout initial training. The recent Reserve Officer Career Review examined how we could improve the reserve officer experience. Wider capability improvement continues with the fielding of modern dismounted close combat equipment, routine access to more complex equipment (for example Challenger 2 Tanks), streamlining of special-to role training, and the delivery of demanding training opportunities at home and overseas alongside Regulars.

2.2.11 In the fight against Ebola, the medical reserve has proved invaluable, in Afghanistan a reserve infantry platoon serves as part of the regularised Kabul Security Force; and reserves continue to provide a routine and prominent contribution to the UK element of UN Forces in Cyprus. Playing an important part in Defence Engagement and capacity building overseas, Reserves have recently deployed on Short-Term Training Teams in Nigeria. The Army has introduced the accreditation of military skills into recognised civilian academic and vocational qualifications and has made it easier for Reservists to access the MOD's Standard Learning Credits scheme.

Royal Air Force Reserve (RAF(Res))

2.2.12 Recruiting of direct entrants was particularly strong this year with a high number of ex-Regular, trained entrants recruited – aided in part by the introduction of an ex-Regular financial incentive. The Reserves' Continuous Attitude Survey showed that

the RAF Reserves were well-motivated and felt well-integrated with their Regular colleagues. The utility of the component continues to be demonstrated by healthy mobilisation statistics, with up to 190 reservists mobilised at any one time during the year for tasks as diverse as: force protection in Afghanistan; support to Intelligence outputs and Defence exercises; support to ceremonial events; and most recently to deployments on Operations GRITROCK and SHADER.

Joint Forces Command

2.2.13 Recruiting into the Cyber Reserve has reached its targets for FY 2014-15 with a healthy rate of applications and inflow being sustained. Recruiting into the Defence Medical Services Reserves improved significantly in FY 2014-15. This was principally a benefit of a flourishing relationship with the NHS, which has acknowledged the benefits it accrues from Defence in terms of leadership and medical trauma skills. At the highest level, the MOD and Departments of Health across the four home nations are collaborating to ensure an effective proposition for the military component of the national health sector workforce.

Armed Forces Covenant

2.2.14 The Armed Forces Covenant sets out the moral obligation the nation owes to our Armed Forces personnel, Veterans, and their families. Its key principles are that the Armed Forces Community should face no disadvantage compared to other citizens in the provision of public and commercial goods and services, and that special consideration is appropriate in some cases, especially for those who have given most, such as the injured and the bereaved.

2.2.15 The Armed Forces Act 2011 places a statutory obligation on the Secretary of State to report to Parliament each year on the Armed Forces Covenant. The 2014 Covenant Annual Report was published in December 2014 and can be found on the internet¹³. It focused on those areas that have the greatest effect on the Armed Forces Community – healthcare, education, housing, and the operation of inquests. It noted:

- the completion of the £138 million Midlands medical accommodation project, a world-class centre of excellence for the training and delivery of Defence Medical Services;

¹³ <https://www.gov.uk/government/publications/armed-forces-covenant-annual-report>

- our change in policy so that, from April 2015, service widows, widowers and surviving civil partners will be able to retain their pensions for life, including if they subsequently remarry;
- that £17.4 million had been allocated through the Department of Education to support the needs of some 58,000 pupils from service families;
- the increase in the MOD Education Support Fund to £6 million per year and its extended timeline to 2017-18, to help schools who support children from service families as personnel drawdown from Germany and rebasing takes place in the UK;
- the introduction of the Forces Help-to-Buy Scheme to make it easier for Armed Forces personnel to get on to or stay on the property ladder. The scheme has already allocated around £45 million to help over 4,500 Service Personnel;
- that we had committed £40 million to support 16 new accommodation projects that will help Veterans across Great Britain; and
- that we had sponsored career assistance programmes designed for service partners which had already supported over 250 spouses.

2.2.16 The 2014 Covenant Annual Report also reflected the full breadth of Covenant-related work, on which we continue to make good progress. All 407 Local Authorities in Great Britain have now signed a Community Covenant. The aim of the Community Covenant is to encourage local people to support members of the Armed Forces Community in their area and develop greater public understanding of the issues that affect them. In the coming year the MOD will work more closely with Local Authorities to help spread best practice, and improve the services they provide for the Armed Forces Community.

2.2.17 The Corporate world has been increasingly keen to show its support for the Armed Forces Community. The Corporate Covenant, introduced in 2013, enables businesses and charities to make specific pledges of support for the Armed Forces Community across a range of employment and service issues. As noted above, more than 550 Corporate Covenants have been signed by big and small organisations alike. Westminster Security, a London-based security and investigation company became the 500th organisation to sign. In 2014 we launched the Defence Relationship Management organisation to provide a dedicated team to co-ordinate and develop our engagement

with employers, and they took on the lead for the Corporate Covenant in November 2014.

2.2.18 The Government's commitment to ensuring that the Armed Forces Community is recognised and supported continues to be demonstrated by the financial support it provides to Service charities and other good causes. Over the past four years it has allocated over £150M including: £30M for a Community Covenant Grant scheme; £35M for a grant scheme which was allocated to 96 projects during 2013-15; £20M to improve the infrastructure in support of childcare provision for Service families; and a further £21M from 2014 for key World War 1 and 2 commemorations, Veterans with Service-related hearing issues, and to help the Ghurkha trust set up a third care home for Ghurkhas in Nepal. During the year we announced all but one of the 16 successful applications for the £40M Veterans' accommodation fund. The Chancellor has allocated a further £10M per annum from 2015-16 in perpetuity to support the delivery of Armed Forces Covenant commitments as well as a separate £25M, which will be available over the next five years in support of healthcare for Aged Veterans. An additional £50M of LIBOR funding in support of military charities and other good causes was announced during the Budget in March 2015, including £10M for regimental charities on the basis of need arising from the Afghanistan campaign.

The Prime Minister speaking at the Armed Forces Covenant Celebration on 17 July 2014



New Employment Model (NEM) Programme

2.2.19 The New Employment Model (NEM) Programme was announced as part of the Strategic Defence and Security Review (SDSR) October 2010, and is a wide ranging review of Service Personnel Terms and Conditions of Service.

2.2.20 The NEM is a strategic programme looking out to 2020 and beyond. It will update the current package of Terms and Conditions of Service (TACOS), which is costly, complex, and does not align sufficiently with the expectations of Service Personnel and their families, as evidenced by recent trends in the Armed Forces and Families' Continuous Attitude Surveys. It aims to maximise recruitment and retention effect within available resources, recycle efficiencies, and produce a modernised offer that better supports lifestyle choice and reduces the impact of service life on individuals and their families.

2.2.21 The NEM sets a direction of travel towards a modernised 'offer', with a rolling programme of implementation due to be complete by 2017, with transition continuing to the nominal end-of-life of the programme in 2020. The result will be a measured shift, over time, in the nature of the overall employment offer, delivered in an affordable and realistic way, whilst maintaining the confidence of existing personnel.

2.2.22 Some changes have already been introduced, around allowances and the introduction of a three-year Forces Help-to-Buy pilot scheme, providing an interest-free loan to Service Personnel. Over the past year NEM has also continued to develop policy over four broad areas: Pay and Allowances; Accommodation; Training and Education; and Career Structures and Career Management.

2.2.23 Accommodation The three year "Forces Help to Buy" pilot was introduced on 1 April 2014 and offers Regular personnel loans of up to 50% salary, capped at £25,000, interest-free and repayable over a 10-year period. The scheme has proven popular in the first year and supported 3,046 Service Personnel to join or stay on the property ladder. A total of £45.5M has been advanced, averaging approximately £15,000 per claim. A further 1,526 applications have been fully approved by MOD and are expected to receive support in the coming months as property purchases complete. Additionally, those individuals leaving the Service as a result of the recent redundancies had the

opportunity to apply for an advance of their lump sum payment to enable them to buy a home before leaving Service.

2.2.24 On 24 October 2014 the MOD announced, through a Written Ministerial Statement, the introduction of a new charging system for Service Family Accommodation from 1 April 2016. This replaces the current grading system with a fairer, more transparent, simplified, and modern approach. The new system will still consider condition, size, and location of the property, but will use modern, objective assessments - for example, condition will be assessed against the Department for Communities and Local Government's 'Decent Homes Standard'. A survey programme is underway to provide underpinning data to allow every property's accommodation charge to be accurately reassessed against the new criteria. Accommodation charges will continue to be subsidised by the Department and, as now, the Armed Forces Pay Review Body will make recommendations to the Department on the level of charges that should be applied.

2.2.25 Responsibility for the Partner Employment Project has now transferred from NEM to the Families and Veterans' Welfare team, with provision being established within the MOD Career Transition Partnership contract re-let in October 2015 for spouses of Service Personnel to obtain employment readiness training.

2.2.26 Pay Reform The NEM continues to develop a new pay model, which will be simpler, more efficient, and enable better targeting of reward to recognise higher value trades. The new pay model will provide Service Personnel with greater pay predictability and remove some of the unpopular and divisive features of the current pay model (Pay 2000). Importantly, it will retain the fundamental characteristics of rank-based pay progression, consistent with the base-fed nature of military personnel structures. Progress over the last year has included Defence Board agreement of the fundamental structure of the model, which is now being developed in greater detail. Significant progress has also been made to gather additional Job Evaluation evidence to enable and support subsequent decisions on pay treatment for the different trades of Ratings and Other Ranks. Meanwhile, Defence Statistics have developed bespoke tools to assure cost modelling and affordability. Introduction of the new pay model is planned for 1 April 2016.

2.2.27 Training & Education The New Employment Model is examining a number of different ways to deliver training more effectively and efficiently. Training, education, skills, and personal development will remain an extremely important part of Service life and one aspect that makes a career in the Services an attractive proposition. Through-career training and education is being reviewed to ensure that we offer Service Personnel the best opportunities for career development.

2.2.28 We are developing proposals for a consolidated Personal Development Pathway (PDP), which eventually will link life skills, through career training, and resettlement training into a planned and coherent structure. Through-life training and education will be reviewed to ensure that they offer Service Personnel the best opportunities for career development. The PDP aims to equip personnel early on and through their career with skills that can be used within Service and which have a career focus to help prepare for a successful second profession in civilian life. A review of Enhanced Learning Credits and Standard Learning Credits schemes is underway to support through life learning and encourage Service Personnel to manage their current and future personal development.

2.2.29 In order to provide more stability for Service Personnel, we will try, where possible and appropriate, to reduce time spent away from home on courses by expanding the amount of career training that can be delivered at regional centres, home units, or via distance learning/e-learning. This should allow Service Personnel to spend more time at their home base rather than being away from their family on courses. This will be achieved by reviewing courses to determine whether elements of them can be distributed away from centralised residential training schools, in tandem with this we are developing a means for Service Personnel to record time spent on authorised study via Joint Personnel Administration.

2.2.30 Terms of Service NEM introduced a set of simplified engagement structures from 1 April 2015, which aims to be more attractive to new joiners and provide more organisational agility to respond to changes in manpower requirements of the Armed Forces. Aligned around the new Armed Forces Pension Scheme 2015, the new engagements will see new joiners offered, in most cases, an initial period of no less than twelve years. Where there is a Service need, and individuals wish to continue to serve, they will be offered Service to twenty years, or to age 40 whichever is the later. Further Service

extensions of service, up to age 60, are possible subject to there being a Service need. Each Service has bespoke mechanisms for transitioning Service personnel to the new structures which align to the needs of the individual Service.

2.2.31 NEM is developing a common set of tri-Service career management principles and whilst career management processes remain the preserve of the Services, the adoption of an agreed set of principles supports our aspiration to make career management more transparent and standardised across the Services. It is planned to introduce these new arrangements from 2016.

2.2.32 The programme is also scoping the opportunity for focused career and professional development of officers from OF3 upwards. This focus will improve Operational capability by ensuring that specialist and professional development is managed to enhance the alignment of skills, training and experience with specific roles as they proceed through their career. We plan to implement changes from 2017.

2.2.33 Reserves' Terms and Conditions of Service (TACOS) Defence is committed to the principle that Conditions of Service for Regulars and Reserves should be broadly equivalent for comparable levels of commitment, and any difference in treatment would need to be justified against Service requirement. Consideration of Reserve forces is now an aspect of every component, with several strands of work specific to the Reserves being undertaken under the NEM umbrella including:

- a. A review of the non-specialist monetary cap on the Reservists' Award (payable when Reserves are called into permanent service). The maximum permissible value has been reduced and the new cap was introduced from 1 April 2015.
- b. Changes to the Conditions of Service for those undertaking an Additional Duties Commitment to enable their participation in long training courses or exercises. These changes came into effect from 1 April 2015.
- c. A review of the Reserve Training Bounty payment is underway. Options to re-structure the payment better to support the future Reserve training requirement will be considered by the Armed Forces Pay Review Body as part of their 2015-16 programme of work.

Armed Forces Remuneration

Armed Forces Pay

2.2.34 In their annual report published on 12 March 2015, the Armed Forces' Pay Review Body (AFPRB) recommended that Service Personnel should receive a 1% pay award from 1 April 2015. The Government accepted this recommendation in full. The Government also accepted in full the AFPRB targeted increases aimed at supporting retention within specific cadres.

2.2.35 Service Personnel are not affected by wider Public Sector incremental pay reforms and so, subject to satisfactory performance, all Service Personnel who are not at the top of their pay range will continue to receive an increment in pay each year in addition to any annual pay award recommended by the AFPRB.

Development of the new Armed Forces Pay Model

2.2.36 As discussed in the New Employment Model section, the MOD continues to develop a new Armed Forces Pay model.

Armed Forces Allowances

2.2.37 The Department has achieved the planned saving of £250M per year on Service allowances through measures introduced following the 2010 Strategic Defence and Security Review (SDSR). The effectiveness of the allowance package to meet the needs of Service Personnel, including the Reserve cadres, is monitored regularly and the priority for policy review is set jointly by the Services and central policy staffs. The priority for 2014-15 was to assess, and then address, the perceived dis-incentives to Service Personnel serving in overseas posts. Evidence showed that, for many Service Personnel, overseas service was not considered to be valued and the associated domestic upheaval, including the impact on spousal employment, made volunteering for overseas service less attractive. This could have affected our ability to select the right Service Person to support our Defence Engagement priorities. A package of measures to enhance the overseas offer was developed and considered by the Defence Board, who approved funding for it. These measures were introduced on 1 April 2015.

Armed Forces Pension Schemes

2.2.38 A new Armed Forces Pension Scheme (AFPS) was introduced on 1 April 2015. The scheme, known as the AFPS15, delivers on the recommendations set out in Lord Hutton's Independent Public Service Pensions Commission¹⁴ to reform public service pension schemes and ensure that they are more affordable and sustainable in the long-term. This Career Average Re-valued Earnings (CARE) scheme replaces all current schemes with benefits protected for those transferring.

2.2.39 From 1 April 2015, members of the Part-Time Volunteer Reserve (PTVR) will be enrolled into AFPS 15. All Service, including paid attendance-based training and periods of mobilised service, will be pension earning and enrolment in a single scheme should make transition between Regular and Reserve service much easier. The only significant difference will be that Reserves will not qualify for an Early Departure Payment or Resettlement Grant.

2.2.40 As part of Lord Hutton's recommendations, to provide protection to the taxpayer against changes in scheme costs, the Government has introduced a cost cap mechanism as part of their wider Public Sector Pensions reform. If the cost of a scheme determined at a future actuarial valuation differs from the employer cost cap by more than 2% of pay, then action must be taken to bring the cost back to this level. The Government Actuary's Department, acting as the Scheme Actuary, has determined the cost cap for AFPS15 to be 34.6% of pensionable pay. The detail behind both this result and the Employer contribution rate (also known as the SCAPE rate) can be found in the valuation reports published in March 2015. The valuation reports can be found at: <https://www.gov.uk/government/publications/actuarial-valuation-of-the-armed-forces-pension-scheme>

2.2.41 Also, from 1 April 2015, a Scheme Advisory Board and a Pension Board have been established and are responsible for ensuring that all Armed Forces Pension Schemes are managed and administered efficiently, effectively, and transparently. The Scheme Advisory Board has the authority to recommend changes to scheme rules; the Pension Board is responsible for assisting the Scheme Manager (the Secretary of State) to comply with the scheme regulations and other legislation relating to the governance and administration of the scheme. A Shadow Pension Board took place on 4 February 2015 and the first Pension Board meeting took place on 5 May 2015. The Pension

¹⁴ https://www.gov.uk/government/uploads/system/uploads/attachment_data/file/207720/hutton_final_100311.pdf

Board is led by a Non-Executive Director Chair, Mr Robert Branagh, and has seven employer and seven employee representatives.

Armed Forces Compensation Scheme

2.2.42 The Armed Forces Compensation Scheme (AFCS) continues to provide no-fault compensation for members of the Armed Forces, including Reserves, where illness, injury, or death is caused by Service.

2.2.43 The medical and scientific aspects are scrutinised by the Independent Medical Expert Group (IMEG), an advisory Non-Departmental Public Body, ensuring the Scheme reflects contemporary understanding. Their third report was published in March 2015 and includes consideration of infectious diseases, mesothelioma, non-freezing cold injury, outcome after amputation, compensation aspects of combat-related complex lower limb injuries, and recognised diseases, including diabetes mellitus, testicular cancer, and the leukaemias. The conclusions and recommendations are an important part of ensuring that the Scheme remains equitable and supports Service Personnel. It can be found at: IMEG Reports.

Training and Education

2.2.44 The Nation faces a critical skills shortfall, particularly in Engineering, but in many other disciplines too. This presents a Strategic Workforce Challenge for Defence and so the Department is developing measures to improve the recruiting, development, and retention of skilled personnel in order to address its Manning Pinch Points. Although Financial Retention Initiatives may address problems in the short-term, a longer term plan involving industry, academia, and OGDs is needed and so the Department is considering solutions as wide-ranging as lateral entry into the Armed Forces and is actively developing an Enterprise Approach with industry to tackle the issue systematically across all Lines of Development.

Soldiers receiving a briefing from an author as part of their educational development



2.2.45 In addressing the increased importance of skills in the workforce, the Government has raised targets for Apprenticeships. In response, the MoD is developing a Skills Communications Strategy to align, coherently and deliberately, our main outputs with our organisational objectives enabling all four Services to exploit the skills agenda messaging. It guides our culture to communicate effectively both internally and externally about the skills required of our civilian and military personnel, the development opportunities available, and the skills that personnel acquire during their time in Defence. It is driven by the heuristic context of **Attract, Recruit, Train, Develop, Retain** and **Transition** framework with a main effort on **Attract (external)** and **Retain (internal)**.

2.2.46 In response to a series of reports and studies by Ofsted, the House of Commons Defence Committee, Lord Lingfield's review into the professionalisation of Further Education, and a series of research projects on behalf of Defence, we are now committing significant resource to up-skill our Trainers. The purpose of this, is to ensure that Defence Trainers can meet the challenges presented by the modern learner, either in a formal or informal learning environment. Trainers will have a much wider range of skills at their disposal, with emphasis on modern techniques, an increased use of learning technologies, critical self-reflection, and the ability to undertake CPD.

Welfare

2.2.47 Support to our wounded personnel and bereaved families continues to be a key priority. We commissioned an End-to-End study into Defence **Casualty and Compassionate** processes, which is due to report later this year. We also commissioned a study to provide a framework for assuring welfare support to our **Reserve Forces** personnel. We have continued to support a number of charities who contribute to Service Personnel welfare, particularly at Christmas time.

2.2.48 Our **MoneyForce** programme (MoneyForce.org.uk), developed in partnership with The Royal British Legion with funding from Standard Life Charitable Trust, continues to provide benefit in improving knowledge about personal finance, and we introduced the **HomeFinder** tool to highlight considerations when purchasing property. The **Defence Discount Service** contract has been extended for a further year and the scheme continues to grow at a monthly rate of c.1600, providing benefits to serving and retired personnel. We are also introducing an Armed Forces **Credit Union** scheme in Summer this year to allow our personnel access to safe and affordable loans.

2.2.49 The **Defence Recovery Capability** was reviewed in June 2014, one year after reaching full operating capability. The single Service delivery models were deemed appropriate and **Ofsted** was commissioned to develop an independent 3rd Party Assurance Framework; the pilot project reported in April 2015 and Ofsted will commence a formal assurance programme in November 2015.

2.2.50 We continued to support the Department of Health, NHS (England), and the Service Charities on Veterans' health issues, including attendance at the quarterly **Health Partnership Working Group**, chaired by Armed Forces' charities. A national shared **Vision for Veterans** has also been agreed by Government, Devolved Administrations, Local Authorities, and the charitable sector, to agree principles for support within the Armed Forces Covenant framework.

2.2.51 Projects to understand better the **mental health** of **Reserve** personnel, including post-deployment, were commissioned in 2014; these will report in 2016.

2.2.52 In August 2014 a Tri-Service Working Group was created to identify key policy and behavioural changes to support a **reduction in alcohol misuse** in the Armed Forces. An Alcohol intervention pathway is being developed.

2.2.53 As the Defence Authority for Health, CDP directed the development of a **Defence People Health Strategy and Plan** to establish and sustain a through-life process that creates a healthy culture, fosters wellbeing and mitigates risks to health; this was published in April 2015.

2.2.54 We are trialling a **Partner Employment Project** over two years from October 2015 to support spousal and partner employment.

2.2.55 Research to understand better the needs of **geographically dispersed families** in partnership with Dstl, Armed Forces Families Federations, and the Forces in Mind Trust is ongoing.

Manpower

Manning Levels

2.2.56 Overall manning levels for the Armed Forces are published regularly by UK Defence Statistics and can be found at <https://www.gov.uk/government/organisations/ministry-of-defence/about/statistics>

Redundancy

2.2.57 As part of the SDSR 2010 reductions, each Service was required to reduce their headcount. Under the Armed Forces Redundancy Programme (AFRP) around 11,340 Armed Forces personnel had left MOD by 31 March 2015 under Tranches 1, 2, 3 and 4. The remaining personnel from Tranche 4, comprising those who did not apply for redundancy, left the MOD on 11 June 2015. There is no requirement for a further tranche of redundancy to meet the SDSR 10 personnel targets. Further details on redundancy numbers can be found at <https://www.gov.uk/government/organisations/ministry-of-defence/about/statistics>

Voluntary Outflow (VO)

2.2.58 Voluntary Outflow (VO) is defined as 'all exits from Trained personnel which are generated by the individual before their time expiry date'. The VO rate for Officers across the Services has decreased between 31 March 2014 to 31 March 2015, decreasing from 4.5% to 4.4%, and increased from 5.4% to 5.5% amongst Other Ranks in the same period. Overall Voluntary Outflow figures for the Armed Forces are published by UK Defence Statistics, and can be found at <https://www.gov.uk/government/collections/uk-armed-forces-monthly-manning-statistics-index>

Recruiting

2.2.59 Delivery of recruiting success continues to be challenging within the current, less permissive, recruiting environment, which has been generated by the continuing economic upturn, withdrawal from operations, and uncertainty over redundancies and conditions of service. Additionally, the delay in the delivery of the new recruiting Information Communications Technology support to all three Services through the Army Recruiting Partnering

Project (RPP) contract has further complicated delivery of processes. These factors, combined with a forecast demographic decline in the 16-25 year old population mean that the challenges of recruiting to sustain the Regular Forces and to grow the Reserve Forces to the numbers required remain considerable.

2.2.60 Overall, RN and RAF Regular recruiting is forecast to achieve targets within tolerable risk levels (circa 90%), albeit with some specific shortages – principally engineering branches and trades. Army Regular recruiting is forecasting a 20% (2199) shortfall in soldier entrants and the focus for 2015-16 will be to address this shortfall. Overall, there has been an improvement over 2013-14 Reserves recruiting performance, where Regular re-joiners have boosted Reserves recruiting numbers significantly. Active national recruiting campaigns, sponsorships, and new media partnerships have largely been successful in increasing recruiting activity throughout the year.

Operational Pinch Points (OPPs)

2.2.61 The MOD is committed to publishing data on Operational Pinch Points (OPPs), which is defined as a branch specialisation, sub-specialisation, or area of expertise where the shortfall in trained strength (Officers or Other Ranks) is such that it has a measurable, detrimental impact on current, planned, or contingent operations. OPPs may result from adherence to single Service harmony guidelines, under-manning, and/or levels of commitment that exceed the resourced manpower ceiling for the trades or areas of expertise involved.

2.2.62 The management and mitigation of OPPs is a priority, with the focus being on incentivising personnel to join (and/or retrain) and remain within pinch point trades. OPPs are managed by the single Services. Personnel in OPPs are always excluded from Redundancy. The position as of 1 April 15 is set out at Table 2.2.1. This table excludes information that might jeopardise operational security.

Naval Service

2.2.63 As at 1 April 2015, the number of Naval Service OPPs was 20. Critical OPPs are centred on General Service and Submarine Engineering capabilities, and Nuclear Watchkeepers. Insufficient supply of engineering skills in the wider economy has created a highly competitive market for the Naval Service, impacting on Engineering recruitment and retention. This challenge is compounded by the long training pipeline associated with this cadre, as well as operational and platform demands. A significant range of financial and non-financial initiatives is having impact in temporarily reducing VO rates for some OPPs, but delivering the Future Navy Campaign Plan is key to mitigating these issues in the long term.

Army

2.2.64 As at 1 April 2015, the Army had 2 OPPs, a reduction of 23 from last year. The 2 OPPs that remain are due to the demand from Op GRITROCK for Infection Prevention Control Nursing Officers, and insufficient Para-trained OR2 in the Royal Artillery to meet Air Assault Task Force in role demand. Mitigation measures are in place to reduce further the number of pinch points and the performance of these is measured through the Manning Balance Working Group.

RAF

2.2.65 As at 1 April 2015, the number of RAF OPPs was 19. The OPPs are in part caused by the current high levels of commitment, in particular in specialist cadres. In some cases there is a shortage of personnel, particularly pilots, engineers, logisticians, and intelligence personnel. Each of these OPPs is monitored closely and subject to the application of manning levers including extensions of service, retention incentives, and offers of permanent commissions. Furthermore, all of the identified OPPs are utilising Reserves to mitigate manpower shortfalls. Consequently, the overall impact is being mitigated successfully.

Table 2.2.1 – Operational Pinch Points

Naval Service Operational Pinch Point Groups		%		
1 April 2015		Liability	Shortfall	Shortfall
1	Above Water Warfare specialist – Rank: Leading Hand	130	20	15%
2	Above Water Tactical specialist – Rank: Leading Hand	160	35	20%
3	Weapon Engineer Officer (Submarines) – Rank: Lieutenant	90	~	~
4	Marine Engineer General Service – Rank: Leading Hand	515	35	~
5	Weapon Engineer General Service – Rank: Leading Hand	355	70	20%
6	Medical Technician (Operating Department Practitioner) – Rank: Leading Hand to Chief Petty Officer	25	~	25%
7	Submarine Coxswain – Rank: Chief Petty Officer	25	~	~
8	Strategic Weapons Systems Engineers – Rank: Leading Hand to Warrant Officer 1	255	90	35%
9	Seaman specialist – Rank: Able Rate	410	30	~
10	Marine Engineer General Service: Rank: Chief Petty Officer	400	85	20%
11	Medical Assistant (Submarines) – Rank: Senior Rates	40	~	10%
12	Chef – Rank: Able Rate to Leading Hand	500	10	~
13	Hydrographic Services – Rank: Leading Hand	25	10	40%
14	Mine Warfare – Rank: Leading Hand to Petty Officer	155	40	25%
15	Tactical Weapon Systems engineer – Rank: Petty Officer to Chief Petty Officer	285	115	40%
16	Underwater Warfare specialist – Rank: Able Rate to Petty Officer	300	95	30%
17	Submarine Sonar specialist (SSM) – Rank: Able Rate	155	~	~
18	Marine Engineer General Service – Rank: Petty Officer	560	240	45%
19	Weapon Engineer General Service – Rank: Petty Officer	375	140	40%
20	Nuclear Watchkeepers – Rank: Petty Officer to Warrant Officer 1	590	115	20%
Army Operational Pinch Point Groups		%		
1 April 2015		Liability	Shortfall	Shortfall
1	Royal Artillery – Para Trained Gunner – Rank: OR2	135	20	15%
2	QARANC Infection Prevention Control Nursing Officer	15	10	45%
RAF Operational Pinch Point Groups		%		
1 April 2015		Liability	Shortfall	Shortfall
1	Intelligence Branch – Rank: OF2	180	35	20%
2	Logistics (Supply) – Rank: OR2-4	1520	90	~
3	RAF Regiment Officer – Rank: OF2	200	~	~
4	Logistics (Driver) – Rank: OR2-4	805	35	~
5	RAF Police – Rank: OR1-7	1060	120	10%
6	RAF Regiment Gunner – Rank: OR1-3	1610	150	10%
7	Medic – Rank: OR1-6 and 9	545	65	10%
8	Logistics (Catering) – Rank: OR1-9	430	45	10%
9	Intelligence Analyst – Rank: OR1-7	765	60	10%
10	Logistics Branch – Rank: OF2	490	65	15%
11	Pilot – Rank: OF2-3	1750	280	15%
12	Engineer (Comms & Electrical) – Rank: OF2	330	20	~
13	Fire Fighter – Rank: OR1-2	445	10	~
14	General Technician (Electrical) – Rank: OR1-7	475	95	20%
15	Logistics (Chef) – Rank: OR1-6	495	100	20%
16	Engineer (Aero Systems) – Rank: OF2	315	45	15%
17	Intelligence Analyst Voice – Rank: OR1-9	170	25	15%
18	General Technician (Mechanical) – Rank: OR1-7)	840	140	20%
19	Information Communications Technician – Rank: OR1-7	2370	215	10%

Notes:

* Figures have been rounded to 5 in order to prevent unnecessarily obscuring the data. However, to prevent disclosure any numbers less than 5 are shown as '~'.

* Where rounding has been used, totals and sub-totals have been rounded separately and so may not equal the sums of their rounded parts. Shortfall figures are calculated as at 01 April 2015.

* Liability set at different points in the year, Naval Service liability data is at 1 February 2015 and Army and RAF liability data is at 1 January 2015.

Table 2.2.2 – Breaches of Harmony Guidelines by Service

	Apr 11	Jul 11	Oct 11	Jan 12	Apr 12	Jul 12	Oct 12	Jan 13	Apr 13	Jul 13	Oct 13	Jan 14	Apr 14	Jul 14	Oct 14	Jan 15	Apr 15
Naval Service Harmony	0.8	0.6	0.7	0.7	0.5	0.6	0.7	1.0	0.9	0.8	0.6	0.7	0.7	0.7	0.5	0.4	0.4
Army Harmony	5.2	5.0	5.2	5.0	5.5	5.3	5.7	5.2	5.1	4.7	5.1	4.9	3.9	3.8	3.8	3.3	3.0
RAF Harmony	2.7	2.8	3.0	3.1	3.2	3.1	3.4	3.7	3.6	3.5	3.7	4.0	1.4	1.4	1.5	1.5	1.3

Percentages have been calculated from unrounded data.

Figures are for Trained UK Regular Forces, and therefore exclude Gurkhas, Full Time Reserve Service Personnel and mobilised reservists.

Until April 2014 for the RAF, percentages are calculated as a proportion of average strength for the 24 month period. From April 2014 percentages are calculated in the same way as the Naval Service and Army.

Harmony

2.2.66 As at 1 April 2015, the proportion of Service Personnel in breach of harmony guidelines was 0.4% for the Naval Service, 3.0% for the Army and 1.3% for the RAF. The nature of short-term operational and force structure requirements is such that it is unlikely that the Armed Forces would be able to reach a point where no one is in breach of harmony guidelines; the best we can achieve is to reduce the number of unnecessary breaches to a minimum whilst still meeting our operational and force structure requirements. The levels of harmony breaches are shown in Table 2.2.2.

Harmony Definitions

2.2.67 For the **Naval Service**, personnel on trained strength are considered to be in breach of harmony guidelines on a particular date if they have spent more than 660 days away from home during the preceding 36 month period.

2.2.68 Until April 2014, **Army Personnel** on trained strength are considered to be in breach of harmony in the final month of the specified reporting period if they have spent more than 415 days in the 30 month period preceding. From April 2014 Army Personnel on trained strength are considered to be in breach of harmony in the final month of the specified reporting period if they have spent more than 498 days in the 36 month period preceding.

2.2.69 Until April 2014, **RAF Personnel** on trained strength are considered to be in breach of harmony if they have spent more than 280 days in the 24 months. From April 2014, RAF Personnel on trained strength are considered to be in breach of harmony in the final month of the specified reporting period if they have spent more than 468 days in the 36 month period preceding.

Service Complaints

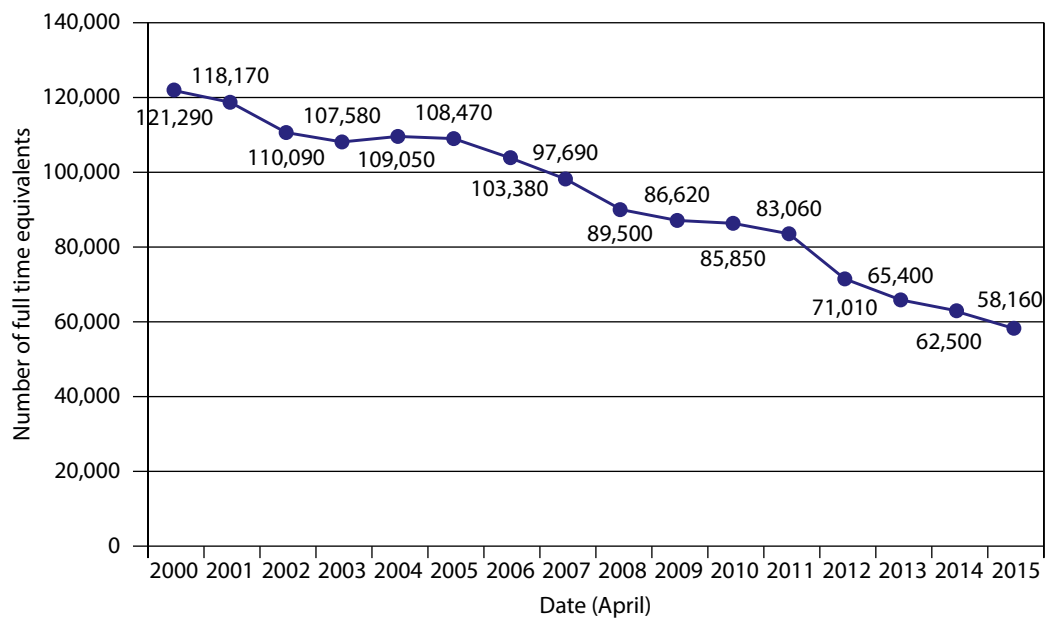
2.2.70 The post of Service Complaints Commissioner (SCC) was created by the Armed Forces Act 2006 with a remit which covers any complaint made after 1 January 2008. The Commissioner's role is to provide a rigorous and independent oversight of how the complaints system is working and to report to Ministers and to Parliament. The Commissioner also provides an alternative point of contact for Service Personnel, or someone acting on their behalf, such as a member of their family, a friend, or MP to raise concerns.

2.2.71 In June 2014, the MOD introduced the Armed Forces (Service Complaints and Financial Assistance) Bill; this received Royal Assent in March 2015. The new Act will simplify the complaints process and change the Commissioner's role to that of a Service Complaints Ombudsman with associated extended powers. The MOD is working with the SCC to understand fully the staffing and resource implications of the new legislation for the Ombudsman's office and considering the transitional arrangements to the new system

Civilian Workforce Numbers and Civilian contributions

2.2.72 Defence outputs are now delivered on a "whole force" basis. "Whole force" means we look at people holistically: military personnel – Regular and Reservists, Civil Servants, contractors and other civilians (such as Locally Employed Civilians), all contributing to the most cost-effective delivery of Defence outputs. The approach ensures that we maximise the effectiveness of an agile and affordable Departmental workforce. Civilians make up as essential component of Defence capability, supporting, and delivering Defence outputs within allocated resources. Over recent years we have, where possible and appropriate, deliberately civilianised tasks previously undertaken by (more expensive in per capita terms) military personnel.

Figure 2.2.1 – MOD Workforce – Level 0 Full Time Equivalent Numbers



2.2.73 The total civilian workforce fell by about 4,340 during the year, to around 58,160 on 1 April 2015. This represents a total reduction since 1 April 2010 of around 27,690 (see figure 2.2.1).

2.2.74 MOD civilians play a vital role directly supporting the success of military operations. They deploy alongside the military to operational theatres, and undertake a range of important roles in support of the mission. Throughout FY 2014-15 approximately 75 civilians deployed in support of operations in Afghanistan, and around 30 staff deployed to posts in the broader Middle East and Africa. During this financial year the number of deployable roles, which include policy advisors, finance and commercial staffs, intelligence analysts, and scientific advisers, has fluctuated between 8 and 20, depending on operational requirements. A marked achievement this year has been the end of the civilian contribution to Operation HERRICK and the transition to Operation TORAL in Afghanistan. In addition to deployments, there were approximately 200 MOD civilian visits to operational theatres in FY 2014-15. Visitors carry out work to meet urgent operational requirements, such as conducting vital maintenance on equipment.

2.2.75 Depending on the location and nature of their role, civilians must undertake appropriate training either through Reinforcements Training and Mobilisation Centre Chilwell or the “SAFE” course delivered by Pilgrims PLC. While in theatre, deployees and their families have welfare support available to them via the Employee Wellbeing Service. An allowance package recognises the long hours and difficult conditions of the civilian

work force. Like their military colleagues, civilians complete a mandatory decompression programme prior to returning home; for Afghanistan this includes a structured programme in Cyprus and post-tour leave, allowing a period for rest and personal reflection before returning to “normal life”. Advice is also available to line managers on how to assist deployees returning to work. Deployees have the opportunity to reflect on their experiences at bi-annual returnees’ days and receptions hosted by PUS. The contribution that civilians make to operations in Afghanistan is recognised through the award of the Operational Service Medal, and the Accumulated Service Medal in appropriate circumstances.

2.2.76 At home in the UK too, provision of direct support to current and contingent military operations takes precedence over all other work. As part of the arrangements for crisis management, the Defence Board vests authority in a small team (Defence Main Effort Civilian – DMEC) to divert civilians to priority posts to help meet surge requirements in a range of UK-based roles in support of various crises. From offensive operations in the Middle-East to humanitarian assistance in response to Ebola, civilian manpower resources are diverted to support the Government’s priorities, including ensuring that the Cabinet, military commanders, and senior officials are fully supported with appropriate policy advice and briefing at all stages of a crisis.

2.2.77 In enabling emerging MOD priorities to be promptly and effectively resourced, DMEC is also charged with sourcing additional civilian staff to meet surge requirements on wider Defence

Board priorities. This capacity to 'flex' the workforce temporarily has seen many high priority, non-operational programmes or teams supported through the diversion of 'surge' civilian personnel resources. Projects such as the Future Reserves programme, Strategic Capability reviews, the New Employment Model, as well as various current and planned efficiency reviews, have been rapidly resourced with the right skills to enable delivery against urgent Defence objectives.

Civilian Recruitment

2.2.78 The restrictions on the external recruitment to the Civil Service, which were first imposed in 2010, remain in place. They continue to affect civil service recruitment, with only limited exceptions for frontline and business critical staff, requiring approval from Director Resources (Senior Civil Servants) or Agency Chief Executives, and with Top-Level Budget Holders accountable to the Defence Board. The DE&S Bespoke Trading Entity has delegated authority to recruit to fill posts directly, determine their tenure and other conditions of appointment. To meet its business need DE&S is exempt from Cabinet Office controls on external recruitment.

2.2.79 The intake to the Department (excluding Trading Funds) in 2014-15 was **3,490**, compared with 3,050 in 2013-14. Non-Industrial intake increased from 2,590 to **3,120** while Industrial intake decreased from 460 to **370**.

2.2.80 In accordance with our obligations to the Civil Service Commissioners' Recruitment Principles Table 2.2.3 shows the use of permitted exceptions to the principles of fair and open competitions and selection on merit in 2014-15.

Table 2.2.3 – Permitted exceptions to the Civil Service Commissioners Recruitment Principles

Exception	Non-Industrial	Industrial
Short – term appointments up to a maximum of 2 years to meet short term needs	139	6
Appointments of people with highly specialised skills and experience for up to 2 years	0	0
Inward secondments of up to 2 years	10	0
Reappointment of former Civil Servants	2	0
Transfer of an organisation into the Civil Service (inward TUPE)	26	0
Transfers of individuals into the Civil Service (e.g. COSOP)	0	0

Diversity and Inclusion

2.2.81 Defence views diversity and inclusion within its workforce as fundamental to the delivery of its outputs. While there is already significant activity to progress diversity and inclusion within the Armed Forces and MOD Civil Service, this has not delivered the traction and consistency that is required and the demographics of the workforce remain misaligned with that of UK society. The Defence Diversity and Inclusion Programme (DDIP) has been established as a Defence Board priority to cover all areas of Defence including both service and civilian personnel, to identify the interventions necessary and coordinate delivery to create the substantial changes required. The DDIP has overseen and validated self-assessments by all of the Top-Level Budgets and Trading Funds against a Diversity Maturity Model, which describes where Defence would ideally be as a mature, diverse and inclusive organisation. Out of this work, actions are being taken forwards against four key workstrands: leadership and culture; external engagement; recruitment; retention and progression. As a highlight, this year has seen the three single Services achieve top 100 rankings in Stonewall's Work Equality Index, which indicates that progress is being made.

High-Paid Off-Payroll Appointments

2.2.82 The tables below provide information on the MOD's most highly paid off-payroll appointments as required following the outcome of the Chief Secretary to the Treasury's Review of the Tax Arrangements of Senior Public Appointees (published on 23 May 2012).

Table 2.2.4 – For all off-payroll engagements as of 31 March 2015, for more than £220 per day and that last for longer than six months

	Main Department	Arms Length Bodies (Note 1)
No. of existing engagements as of 31 March 2015	273	
Of which...		
No. that have existed for less than one year at time of reporting.	165	
No. that have existed for between one and two years at time of reporting.	59	
No. that have existed for between two and three years at time of reporting.	12	
No. that have existed for between three and four years at time of reporting.	7	
No. that have existed for four or more years at time of reporting.	30	

Notes: (1) The MOD's three Trading Funds (the Defence Support Group, the Defence Science and Technology Laboratory and the UK Hydrographic Office) are outside the MOD's Departmental Accounting Boundary and are reporting their High-Paid Off-Payroll Appointments in their own Annual Reports and Accounts.

(2) All the MOD's High-Paid Off-Payroll appointees have been requested to provide assurance that they paid the right amount of tax and National Insurance contributions in 2014-15.

Table 2.2.5 – For all new off-payroll engagements, or those that reached six months in duration, between 1 April 2014 and 31 March 2015, for more than £220 per day and that last for longer than six months

	Main Department	Arms Length Bodies (Note 3)
No. of new engagements, or those that reached six months in duration, between 1 April 2014 and 31 March 2015	352	
No. of the above which include contractual clauses giving the Department the right to request assurance in relation to income tax and National Insurance obligations	236	
No. for whom assurance has been requested	326 (Note 1)	
Of which...		
No. for whom assurance has been received	125	
No. for whom assurance has not been received	201 (Note 2)	
No. that have been terminated as a result of assurance not being received.	0	

Notes: (1) Assurance has been sought for all High-Paid Off-Payroll appointments that the individual appointees paid the right amount of tax and National Insurance contributions in 2014-15 except where they were also in scope of governance in 2013-14 and either (a) provided satisfactory assurance and left post early in the 2014-15 financial year or (b) were referred to HM Revenue & Customs for failing to provide satisfactory assurance and have left the Department. In the interests of good governance, we have also sought assurance from appointees engaged under legacy contracts which have not been amended to include a specific assurance clause.
(2) Assurance is sought on a rolling basis. Where satisfactory assurance is not forthcoming, the Department will terminate contracts and refer the appointees involved to HM Revenue & Customs. If such action is necessary, this will be completed over the summer.
(3) The MOD's three Trading Funds (the Defence Support Group, the Defence Science and Technology Laboratory and the UK Hydrographic Office) are outside the MOD's Departmental Accounting Boundary and are reporting their High-Paid Off-Payroll Appointments in their own Annual Reports and Accounts.

Table 2.2.6 – For any off-payroll engagements of board members, and/or, senior officials with significant financial responsibility, between 1 April 2014 and 31 March 2015

	Main Department	National Museum of the Royal Navy	National Army Museum	Royal Air Force Museum	Single Source Regulatory Office
No. of off-payroll engagements of board members, and/or, senior officials with significant financial responsibility, during the financial year.	2 (Note 1)	0	0	0	0
No. of individuals both on and off payroll that have been deemed "board members, and/or, senior officials with significant financial responsibility", during the financial year.	16 (Note 2)	3	6	0	0

Notes: (1) Both off-payroll engagements are Non-Executive Board Members of the Defence Board. They are deemed to be off payroll as they elected to waive their annual fee in 2014-15.
(2) This figure comprises the eleven members of the Defence Board (two Ministers, five executive members and the four Non-Executive Board Members in appointment in 2014-15) and five officials with significant financial responsibility (the Top Level Budget Holders).
The MOD's three Trading Funds (the Defence Support Group, the Defence Science and Technology Laboratory and the UK Hydrographic Office) are outside the MOD's Departmental Accounting Boundary and are reporting their High-Paid Off-Payroll Appointments in their own Annual Reports and Accounts.

2.3 Delivering Defence



Defence Budget and Spending

Management Commentary

2.3.1 The Government's Spending Review 2010 announced the Defence spending plans and budgets for 2011-12 to 2014-15, and the MOD Main Estimate in April 2014 set out the plans for 2014-15. The Supplementary Estimate (SE) in January 2015 updated these plans, as an additional £200M relating to previous underspends was provided by HM Treasury, along with various transfers

of funding between MOD and other Government departments.

2.3.2 The following table and accompanying commentary explains the main variances to the detailed plans published in the SE. *(Due to rounding, totals may not equal the sums of their rounded parts).*

				£M
Total Departmental Variance	2,371 underspend			
<i>This figure includes all Departmental Budgets and can be broken down into the relevant areas as follows</i>				
Core Departmental Spending Variance		2,202		
Near Cash Variances (see 1 below)			147	
Cash Resource DEL				136
Capital DEL				11
Ring Fenced (Non Cash) Resource DEL (see 2 below)			1,263	
Annually Managed Expenditure (AME) – Total (see 3 below)			792	
Resource AME				732
Capital AME				60
Operational Spend (see 4 below)		169		

Commentary

(1) This represents a final variance to outturn of -0.4% against the near cash SE, which amounted to £33.8bn and can be found at Note 2 to the accounts. This has been a successful outcome against a challenging set of circumstances and reflects the strong financial discipline across the department. The near cash variances by Commodity Block can also be found at Note 2 to the accounts.

(2) This underspend was largely due to significant impairment reversals, creating a negative charge against budgets, and the write-on of additional assets. This variance does not impact on Defence spending power as it is a non-cash accounting adjustment.

(3) This underspend was due to negative charges to budgets created by impairment reversals. The Capital AME underspend was driven by a favourable movement on provisions that had previously been provided for by the department. This variance does not impact on Defence spending power as it is a non-cash accounting adjustment.

(4) The Department is voted resources to cover the net additional costs of Operations and Peacekeeping Programme Expenditure. This expenditure does not include costs that the Department would have incurred in any case, for example the salaries of Service personnel. The Department makes provision to ensure that there are sufficient funds to cover the potential costs of all operations and therefore underspends are not uncommon. This underspend is largely a reflection of the drawdown during this financial year of forces in Afghanistan, with Operation HERRICK ending in December 2014.

Table 2.3.1 – Net Additional Cost of Operations (£m)

	Afghanistan			Wider Gulf			DMAP			Counter ISIL			Conflict Pool			Total		
	Allocation	Outturn	Outturn	Allocation	Outturn	Outturn	Allocation	Outturn	Outturn	Allocation	Outturn	Outturn	Allocation	Outturn	Outturn	Allocation	Outturn	Outturn
	2014-15	2014-15	2013-14	2014-15	2014-15	2013-14	2014-15	2014-15	2013-14	2014-15	2014-15	2013-14	2014-15	2014-15	2013-14	2014-15	2014-15	2013-14
Personnel	112.90	88.51	120.52	3.00	2.08	2.17	2.10	0.92	-	-	-	-	-	20.06	19.94	118.00	111.58	142.63
Infrastructure	110.00	82.13	147.26	4.00	0.55	14.81	1.00	3.84	0.01	-	-	-	-	2.78	1.97	115.00	89.29	164.04
Inventory/ Other Consumption	174.00	145.82	394.61	3.00	0.19	0.97	10.00	14.31	0.07	16.00	-0.26	-	-	1.61	-2.34	203.00	161.66	393.3
Equipment Support	134.00	156.15	332.14	9.00	10.32	12.88	5.00	0.85	-	20.00	17.08	-	-	0.33	-3.38	168.00	184.73	341.64
Research & Development	12.00	11.47	17.14	-	-	-	-	-	-	-	-	-	-	-	-	12.00	11.47	17.14
Other Costs	154.10	121.57	212.85	1.00	1.69	6.03	6.90	3.56	0.06	-	-	-	-	30.88	33.79	162.00	157.70	252.72
Receipts and Other Income	-50.00	-40.91	-26.79	-	-	-	-	-	-	-	-	-	-	-0.14	-0.34	-50.00	-41.06	-27.1
Cash Release of Provision	4.00	2.87	2.98	-	-	-	-	-	-	-	-	-	-	-	-	4.00	2.87	2.98
Total Cash Resource	651.00	567.61	1200.70	20.00	14.84	36.88	25.00	23.48	0.13	36.00	16.81	-	61.39	55.52	49.65	793.39	678.26	1287.35
Total Non Cash Resource	344.80	317.26	550.37	-	-	-	-	-	-	5.00	5.09	-	-	-	-	349.81	322.35	550.37
Total Resource	995.80	884.88	1751.06	20.00	14.84	36.88	25.00	23.48	0.13	41.00	21.90	-	61.39	55.52	49.65	1143.20	1000.61	1837.72
Total Capital Costs	26.00	8.93	122.63	5.00	-	2.97	-	-	-	5.00	-	-	-	-	-	41.00	8.93	125.6
Total Annually Managed Expenditure	22.00	69.88	3.17	0.00	-	-	-	-	-	-	-	-	-	-	-	22.00	69.88	3.17
Total Costs	1043.80	963.69	1876.87	25.00	14.84	39.85	25.00	23.50	0.13	46.00	21.90	-	61.39	55.52	49.65	1206.20	1079.42	1966.49

Notes:

DMAP: Deployed Military Activity Pool - In 2014-15 a £25M allocation from the HMT Special Reserve was made available in addition to the MOD funding of the same amount.

The DMAP is a joint HM Treasury and MOD initiative to make available resources to fund the initial and short term costs of any unforeseen military activities, as authorised by the National Security Council.

In 2014, the DMAP has funded military activity in support of the search for the missing Nigerian schoolgirls, NATO reassurance measures, and elements of countering ISIL activity in Iraq and Syria.

The Conflict Pool is transferred annually from DFID on a block Resource basis as reflected in the published Estimates.

Table 2.3.2 – Reconciliation of Resource Expenditure Between Estimates, Budgets and Accounts

	2014-15 £000	2013-14 £000
Net Resource Outturn (Estimates)	36,969,344	37,411,572
Prior period adjustments	-	-
Net Resource Budget Outturn	36,969,344	37,411,572
of which:		
Departmental Expenditure Limits (DEL)	35,105,038	36,448,453
Annually Managed Expenditure (AME)	1,864,306	963,119
	36,969,344	37,411,572
Adjustments:		
Adjustment for changes to discount rates included in resource outturn but not passing through net operating costs	(43,798)	(32,547)
Adjustment for Service Concession Arrangements treated as on-SoFP for Accounts but treated as off-SoFP for Estimates and Budgets.	66,527	109,635
Income in respect of donated assets treated as Capital income	(6,957)	(4,300)
Loss / (gain) on foreign exchange contracts in respect of Capital purchases	67,090	20,675
Adjustment for impairments and impairment reversals included in resource outturn but not passing through Net Operating Cost	-	(15,404)
Add Capital grants included in operating costs but excluded from resource outturn	2,414	2,527
Equity Withdrawal from investments in Trading Funds - recorded as income in Operating Costs and capital in the SoPS	(213,842)	-
Net Operating Cost (Accounts)	36,840,778	37,492,158

Table 2.3.3 – Total departmental spending , 2008-09 to 2017-18

	2008-09	2009-10	2010-11	2011-12	2012-13	2013-14	2014-15	2015-16	2016-17	2017-18
	Outturn	Outturn	Outturn	Outturn	Outturn	Outturn	Outturn	Plans	Plans	Plans
Resource DEL										
Provision of Defence Capability Service Personnel Costs	8,082,458	8,534,221	9,016,445	9,822,628	9,400,516	9,046,632	7,878,834	8,788,394	-	-
Provision of Defence Capability Civilian Personnel Costs	627,152	776,422	1,353,353	214,603	200,829	192,110	1,937,614	984,885	-	-
Provision of Defence Capability Infrastructure costs	4,532,692	4,575,357	4,130,436	4,365,665	4,428,812	4,545,389	4,576,992	4,478,611	-	-
Provision of Defence Capability Inventory Consumption	1,922,549	1,851,181	1,560,057	1,740,806	1,749,176	1,765,487	1,661,847	1,721,904	-	-
Provision of Defence Capability Equipment Support Costs	5,417,481	6,066,863	5,721,074	5,625,988	5,161,399	6,065,557	6,343,245	6,463,365	-	-
Provision of Defence Capability Other Costs and Services	1,379,233	1,310,353	2,590,215	1,339,556	1,500,622	1,790,894	1,804,274	1,405,591	-	-
Provision of Defence Capability Receipts and other Income	-1,698,504	-1,744,595	-1,280,177	-1,283,873	-1,248,867	-1,169,263	-1,091,806	-968,617	-	-
Provision of Defence Capability Depreciation and Impairments Costs ¹	6,388,871	7,901,575	10,626,669	9,291,756	8,958,447	8,911,222	8,187,241	8,490,988	-	-
Provision of Defence Capability Cash Release of Provisions Costs	316,031	273,437	242,598	176,464	203,010	175,030	201,855	234,220	-	-
Provision of Defence Capability Research and Development Costs	-	-	-	833,485	944,069	971,008	1,000,606	1,017,214	-	-
Provision of Defence Capability Administration Civilian Personnel Costs	1,947,330	1,929,833	1,355,224	2,673,630	2,134,313	2,112,064	371,688	400,900	-	-
Provision of Defence Capability Administration Other Costs and Services	-	-	-	18,316	44,548	17,139	463,849	496,860	-	-
Operations Service Personnel Staff Cost	174,953	187,477	204,898	278,285	197,449	108,909	85,480	13,000	-	-
Operations and Peacekeeping Civilian Personnel Staff Costs	56,804	60,870	23,043	25,570	22,421	13,777	6,036	4,000	-	-
Operations Infrastructure Costs	367,614	366,443	312,144	214,071	164,921	162,069	86,516	30,000	-	-
Operations Inventory Consumption	910,319	719,429	786,590	794,614	562,911	395,649	160,055	65,000	-	-
Operations Equipment Support Costs	847,896	806,205	629,133	630,108	427,032	345,016	184,400	70,000	-	-
Operations Other Costs and Services	136,399	155,714	560,059	492,251	378,161	218,930	126,827	50,000	-	-
Operations Receipts and other Income	-28,090	-58,486	-33,245	-42,806	-27,686	-26,764	-40,914	-2,000	-	-
Operations Depreciation and Impairment Costs ¹	358,109	385,679	308,591	532,998	499,275	550,366	322,349	-	-	-
Operations Cash Release of Provisions Costs	-	7,379	11,093	2,827	1,976	2,980	2,869	-	-	-
Operations Research and Development Costs	-	-	-	-	-	17,137	11,475	-	-	-
Conflict Pools Resource Costs	-	-	59,705	46,212	44,009	49,648	55,518	-	-	-
Non Departmental Public Bodies Costs	238,811	193,386	186,203	186,791	126,833	187,466	130,021	192,143	-	-
Defence Capability Admin Service Pers Costs	736,361	735,986	670,788	-	-	-	623,716	601,600	-	-
IFRS/PFI and other costs	-	-117,360	-	-	-	-	-	-	-	-
Defence Capability DE&S DEL Costs	-	-	-	-	-	-	1,211,203	-	-	-
War Pension Benefits Programme Costs	-	-	-	-	-	-	812,411	-	-	-
Conflict, Stability and Security Fund	-	-	-	-	-	-	59,300	-	-	-
Cash Release of Provisions Admin Costs	-	-	-	-	-	-	14,451	20,280	-	-
Total Resource DEL	32,714,469	34,917,369	39,034,896	37,979,945	35,874,176	36,448,452	35,105,038	36,641,252	-	-
Resource AME										
Provision of Defence Capability Depreciation and Impairment Costs ¹	352,890	838,438	7,098,741	509,557	1,062,365	-208,143	450,416	1,209,412	-	-
Provision of Defence Capability Provisions Costs	441,309	548,128	17,925	-467,009	307,375	141,371	679,896	255,258	-	-
Provision of Defence Cash Release of Provisions Costs	-316,031	-273,437	-242,598	-342,499	-237,141	-200,392	-216,306	-254,500	-	-
Movement On Fair Value of Financial Instruments	-1,177,064	202,354	50,481	347,133	-182,527	368,147	42,768	300,000	-	-
Operations Depreciation and Impairment Costs ¹	-	-	-	-	-	-	10,757	-	-	-
Operations Provisions	-324	7,168	39,575	6,799	10,884	6,152	61,995	-	-	-
Operations Cash Release of Provisions Costs	-	-7,379	-11,093	-2,827	-1,976	-2,980	-2,869	-	-	-
War Pensions Benefits Programme costs	1,000,400	980,294	935,066	915,683	907,817	858,964	837,649	-	-	-
Total Resource AME	301,180	2,295,566	7,888,097	966,837	1,866,797	963,119	1,864,306	1,510,170	-	-
Total Resource Budget	33,015,649	37,212,935	46,922,993	38,946,782	37,740,973	37,411,571	36,969,344	38,151,422	-	-
Capital DEL										
Provision of Defence Capability Other Costs and Services	1,603	-1,695	-	25,000	-	-	-	-	-	-

	2008-09	2009-10	2010-11	2011-12	2012-13	2013-14	2014-15	2015-16	2016-17	£'000
	Outturn	Outturn	Outturn	Outturn	Outturn	Outturn	Outturn	Plans	Plans	Plans
Provision of Defence Capability Capital Single Use Military Equipment	4,517,457	4,488,004	4,851,719	4,828,748	4,395,170	4,455,379	4,870,897	2,900,000	-	-
Provision of Defence Capability Other Capital (Fiscal)	3,361,494	3,197,059	3,432,350	3,536,232	3,008,738	3,037,505	3,210,988	4,358,691	-	-
Provision of Defence Capability Fiscal Assets / Estate Disposal	-87,324	-16,386	-32,154	-149,657	-63,685	-43,573	-250,881	-488,709	-	-
Provision of Defence Capability New Loans and Loan Repayment	-101,127	-55,176	-71,903	-5,469	-5,519	-5,573	-56,626	-4,032	-	-
Operations Capital Single Use Military Equipment	1,148,685	807,357	598,026	454,911	372,970	72,533	17,908	30,000	-	-
Operations Other Capital (Fiscal)	77,057	728,431	485,571	322,068	132,636	53,070	-8,978	-	-	-
Conflict Pools Resource Costs	-	-	694	-	-	-	-	-	-	-
Non Departmental Public Bodies Costs	-	-	851	2,223	3,029	2,527	2,414	16,559	-	-
Defence Capability DE&S DEL Costs	-	-	-	-	-	-	-	10,797	-	-
Total Capital DEL	8,917,845	9,147,594	9,265,154	9,014,056	7,843,339	7,571,868	7,785,722	6,823,306	-	-
Capital AME										
Provision of Defence Capability Provisions Costs	75,868	-4,690	-	-9,615	-35,352	-128,612	50,559	-	-	-
Provision of Defence Capability AME Capital Fiscal	-	9,773	-	-	-	-	-	-	-	-
Total Capital AME	75,868	5,083	-	-9,615	-35,352	-128,612	50,559	-	-	-
Total Capital Budget	8,993,713	9,152,677	9,265,154	9,004,441	7,807,987	7,443,256	7,836,281	6,993,306	-	-
Total departmental spending ²	35,529,058	37,994,285	38,116,370	37,176,648	35,210,412	35,214,346	35,834,862	34,399,316	-	-
<i>Of which:</i>										
Total DEL	34,327,836	36,734,428	37,355,234	37,156,539	34,258,805	34,539,843	34,381,170	34,398,558	-	-
Total AME	1,201,222	1,259,857	761,136	20,109	951,607	674,503	1,453,692	758	-	-

1 Includes impairments.

2 Total departmental spending is the sum of the resource budget and the capital budget less depreciation. Similarly, total DEL is the sum of the resource budget DEL and capital budget DEL less depreciation in DEL, and total AME is the sum of resource budget AME and capital budget AME less depreciation in AME.

Table 2.3.4 – Outturn year, 2014-15

	£'000							
	2014-15		2014-15		2014-15		2014-15	
	Original Plans		Adjusted Plans†		Final Plans		OUTTURN	
Outturn year, 2014-15	Resource	Capital	Resource	Capital	Resource	Capital	Resource	Capital
Spending in Departmental Expenditure Limits (DEL)								
Voted expenditure	36,436,498	7,506,926	36,436,498	7,506,926	36,646,516	7,834,578	35,105,038	7,785,722
<i>Of which:</i>								
Provision of Defence Capability Service Personnel Costs	8,816,134	-	8,816,134	-	8,008,573	-	7,878,834	-
Provision of Defence Capability Civilian Personnel Costs	454,277	-	454,277	-	1,910,379	-	1,937,614	-
Provision of Defence Capability Infrastructure costs	4,482,642	-	4,482,642	-	4,589,453	-	4,576,992	-
Provision of Defence Capability Inventory Consumption	1,835,871	-	1,835,871	-	1,725,871	-	1,661,847	-
Provision of Defence Capability Equipment Support Costs	6,441,312	-	6,441,312	-	6,351,312	-	6,343,245	-
Provision of Defence Capability Other Costs and Services	1,907,141	-	1,907,141	-	1,664,604	-	1,804,274	-
Provision of Defence Capability Receipts and other Income	-1,114,126	-	-1,114,126	-	1,114,126	-	-1,091,806	-
Provision of Defence Capability Depreciation and Impairments Costs	9,449,975	-	9,449,975	-	9,449,975	-	8,187,241	-
Provision of Defence Capability Cash Release of Provisions Costs	241,911	-	241,911	-	221,911	-	201,855	-
Provision of Defence Capability Capital Single Use Military Equipment	-	3,656,000	-	3,656,000	-	4,756,157	-	4,870,897
Provision of Defence Capability Other Capital (Fiscal)	-	4,344,823	-	4,344,823	-	3,548,583	-	3,210,988
Provision of Defence Capability Fiscal Assets / Estate Disposal	-	-342,000	-	-342,000	-	-342,000	-	-250,881
Provision of Defence Capability New Loans and Loan Repayment	-	-177,468	-	-177,468	-	177,468	-	-56,626
Provision of Defence Capability Research and Development Costs	1,041,647	-	1,041,647	-	1,018,647	-	1,000,606	-
Provision of Defence Capability Administration Civilian Personnel Costs	1,844,102	-	1,844,102	-	388,000	-	371,688	-
Provision of Defence Capability Administration Other Costs and Services	22,104	-	22,104	-	488,701	-	463,849	-
Operations Service Personnel Staff Cost	55,025	-	55,025	-	90,000	-	85,480	-
Operations and Peacekeeping Civilian Personnel Staff Costs	6,803	-	6,803	-	28,000	-	6,036	-
Operations Infrastructure Costs	62,134	-	62,134	-	115,000	-	86,516	-
Operations Inventory Consumption	170,525	-	170,525	-	203,000	-	160,055	-
Operations Equipment Support Costs	199,402	-	199,402	-	168,000	-	184,400	-
Operations Other Costs and Services	133,313	-	133,313	-	162,000	-	126,827	-
Operations Receipts and other Income	-9,264	-	-9,264	-	-50,000	-	-40,914	-
Operations Depreciation and Impairment Costs	152,810	-	152,810	-	349,810	-	322,349	-
Operations Cash Release of Provisions Costs	2,926	-	2,926	-	4,000	-	2,869	-

£'000								
Outturn year, 2014-15	2014-15		2014-15		2014-15		2014-15	
	Original Plans		Adjusted Plans†		Final Plans		OUTTURN	
	Resource	Capital	Resource	Capital	Resource	Capital	Resource	Capital
Operations Capital Single Use Military Equipment	-	13,296	-	13,296	-	25,000	-	17,908
Operations Other Capital (Fiscal)	-	9,861	-	9,861	-	11,000	-	-8,978
Operations Research and Development Costs	522	-	522	-	12,000	-	11,475	-
Conflict Pools Resource Costs	64,405	-	64,405	-	61,390	-	55,518	-
Non Departmental Public Bodies Costs	174,907	2,414	174,907	2,414	178,016	2,414	130,021	2,414
Defence Capability Admin Service Pers Costs	-	-	-	-	602,000	-	623,716	-
Cash Release of Provisions Admin Costs	-	-	-	-	20,000	-	14,451	-
Total Spending in DEL	36,436,498	7,506,926	36,436,498	7,506,926	36,646,516	7,823,686	35,105,038	7,785,722
Spending in Annually Managed Expenditure (AME)								
Voted expenditure	3,421,374	-	3,421,374	-	2,596,783	110,000	1,864,306	50,559
<i>Of which:</i>								
Provision of Defence Capability Depreciation and Impairment Costs	1,949,205	-	1,949,205	-	939,205	-	450,416	-
Provision of Defence Capability Provisions Costs	541,177	-	541,177	-	716,177	110,000	679,896	50,559
Provision of Defence Cash Release of Provisions Costs	-241,911	-	-241,911	-	-241,911	-	-216,306	-
Movement On Fair Value of Financial Instruments	299,271	-	299,271	-	299,271	-	42,768	-
Operations Depreciation and Impairment Costs	5,573	-	5,573	-	10,000	-	10,757	-
Operations Provisions	-2,926	-	-2,926	-	16,000	-	61,995	-
Operations Cash Release of Provisions Costs	-4,000	-	-4,000	-	-4,000	-	-2,869	-
War Pensions Benefits Programme costs	874,985	-	874,985	-	862,041	-	837,649	-
Total Spending in AME	3,421,374	-	3,421,374	-	2,596,783	110,000	1,864,306	50,559
Total	39,857,872	7,506,926	39,857,872	7,506,926	39,243,299	7,933,686	36,969,344	7,836,281
<i>Of which:</i>								
Voted expenditure	39,857,872	7,506,926	39,857,872	7,506,926	39,243,299	7,933,686	36,944,484	7,836,281

† Figures for Adjusted Plans have been adjusted for machinery of government changes effected during 2014 to reflect the Final Plans structure where applicable.

Table 2.3.5 – Administration budget, 2008-09 to 2017-18

£'000										
	2008-09	2009-10	2010-11	2011-12	2012-13	2013-14	2014-15	2015-16	2016-17	2017-18
	Outturn	Outturn	Outturn	Outturn	Outturn	Outturn	Outturn	Plans	Plans	Plans
Resource DEL										
Provision of Defence Capability Administration Civilian Personnel Costs	1,947,330	1,929,833	1,355,224	2,673,630	2,134,313	2,112,064	371,688	400,900	-	-
Provision of Defence Capability Administration Other Costs and Services	-	-	-	18,316	44,548	17,139	463,849	496,860	-	-
Non Departmental Public Bodies Costs	238,811	193,386	186,203	-	-	-	-	-	-	-
Defence Capability Admin Service Pers Costs	736,361	735,986	670,788	-	-	-	623,716	601,600	-	-
Cash Release of Provisions Admin Costs	-	-	-	-	-	-	14,451	20,280	-	-
Total administration budget	2,922,502	2,859,205	2,212,215	2,691,946	2,178,861	2,129,203	1,473,704	1,519,640	-	-

Table 2.3.6 – Assets and Liabilities

	2007-08 outturn	2008-09 outturn	2009-10 outturn	2010-11 outturn	2011-12 outturn	2012-13 outturn	2013-14 outturn	2014-15 outturn	2015-16 Plans
	£m	£m	£m	£m	£m	£m	£m	£m	£m
Assets and liabilities in the Statement of Financial Position at year end:									
Assets									
Non-current assets	111,376	119,142	121,827	116,863	120,890	119,495	118,067	121,676	115,667
Property, plant and equipment	82,434	89,877	91,653	88,300	92,070	91,519	92,331	95,426	96,857
Intangible assets	26,718	27,959	29,134	27,529	27,851	27,418	24,918	25,567	18,116
Financial Assets	256	217	158	147	142	136	103	77	78
Receivables due after more than one year	1,968	1,088	883	887	828	422	715	607	616
Current assets	8,581	11,027	11,086	11,306	10,647	12,416	10,534	10,792	10,522
Liabilities									
Current Liabilities	-8,840	-9,078	-9,278	-10,252	-10,920	-10,800	-9,558	-10,428	-10,584
Non-current liabilities	-10,252	-11,045	-11,103	-11,025	-10,730	-10,610	-10,894	-11,726	-11,902
Capital employed within main department	100,866	110,045	112,533	106,892	109,887	110,500	108,149	110,313	103,703
NDPB total assets less liabilities	613	608	819	842	743	758	760	923	819
Total capital employed in dept'l group	101,478	110,653	113,352	107,734	110,630	111,258	108,909	111,236	104,522

Defence Equipment and Support

2.3.3 DE&S was launched as a Bespoke Trading Entity on 1 April 2014. The change in status and associated new management freedoms which were delegated at the time, marked the start of a three-year timeline of transition and transformation. During the first transition year, DE&S has focused on harnessing its freedoms and flexibilities through the design and development of the tools and processes required to upskill staff and transform the organisation.

2.3.4 A new governance regime has been established and embedded, including the recruitment of a highly experienced Chairman and Non-Executive Directors who are providing challenge and support to the DE&S Executive. On 25 March 2015, the Department announced that Tony Douglas has been appointed as the Chief Executive to DE&S, he will assume this role towards the end of 2015. DE&S has put in place new Command Acquisition and Support Plans with each of its military Customers which capture formally what is required of DE&S and drive improved performance.

Defence Equipment and Support, Bristol



2.3.5 DE&S has also brought in highly specialised private sector expertise through a series of contracts known as Managed Service Providers (MSPs). A key aspect of the DE&S transformation programme; the MSPs are providing support in clearly defined areas of the business, namely Project Delivery and Human Resources. Following a robust commercial competition, which was held over the course of 2014, the Project Delivery and Human Resources contracts were awarded in November 2014 to Bechtel/CH2M HILL and PwC respectively. The MSPs are helping DE&S with organisation design, development of business transformation plans and in driving the necessary organisational and cultural change to deliver enduring improvements in the delivery of the Equipment and Support plans.

2.3.6 DE&S had intended to award a third and final MSP contract this year, focussed on Management Information and Information Technology. Following a re-examination of the requirement and current financial context, DE&S has decided not to proceed with the competition at this point and will instead, address its requirements by making further use of in-house capabilities and by drawing on the lessons learnt from the MSPs working in DE&S now. DE&S will continue to monitor progress and will examine at a later date, whether there is a need for a new commercial competition to address any residual Management Information and Information Technology requirements.

Value of New Equipment Delivered

2.3.7 A major priority for the Department this year has been to continue to deliver equipment to the Armed Forces. The DE&S organisation delivered new equipment valued at £5.36Bn, which includes £13.97M of Urgent Operational Requirements (UORs). Further details on UORs are provided in paragraph 2.3.21 below.

2.3.8 Total programmed capital expenditure (including PFI assets) for DE&S in 2014-15 was £8.07Bn. Capital expenditure covers money spent on acquisition less any capital receipts.

2.3.9 With managing ownership responsibility for military equipment, at the end of Financial Year 2014-15, DE&S was responsible for £56.38Bn of capital assets. This was a decrease of £0.587Bn over the course of the year. Depreciation of assets on operations was £333M. Items of equipment procured through the UOR process were depreciated in the same way as other assets, but the expected life was adjusted to reflect the harsh environment in which they operated. DE&S also owns the majority of non-property assets and equipment under construction, which increased by £1.53Bn (8.5%) from £18Bn to £19.53Bn during the year.

Key Achievements by Service

For the Royal Navy:

- Significant progress continues to be made with the Queen Elizabeth (QE) Class Aircraft Carrier project. In July 2014, Her Majesty the Queen officially named HMS QUEEN ELIZABETH at a ceremony in Rosyth. Shortly after, the ship was floated out of the dock and is now alongside for the test, integration and commissioning stage of her programme. In October 14, she was supplied with shore-based High Voltage

(HV) electricity for the first time, enabling the on-board systems to be brought to life and tested ahead of autonomous power from the ship's generators coming on-stream in 2015. The first main blocks (Lower Block 02 and 03) of the second ship, HMS PRINCE OF WALES, arrived in Rosyth during August 2014, with the assembly phase beginning on 9 September. There are now over 20,000 tonnes of HMS PRINCE OF WALES in the dry dock at Rosyth, which means she is over 30% complete. On 5 September 2014 the Prime Minister announced that HMS PRINCE OF WALES will enter service with the Royal Navy. A work has started to prepare Portsmouth Naval Base for the arrival of the ships and through-life support. A Review Note on Long Lead Support Activity (Spares and Risk Mitigation) was approved by the Investment Approvals Committee on 17 March 2015. The Main Gate Business case for Support will be submitted in 2016.

HMS Queen Elizabeth following her naming ceremony conducted at Rosyth Dockyard



- ARTFUL, the third Astute submarine, was launched in May 2014 and completed her initial dive in October 2014. A set of work streams known as Project Tensor have been initiated that focus on increasing the efficiency of both the overall BAES submarine enterprise, as well as the individual Successor and Astute programmes. It will provide an opportunity to inject independent challenge to the current programmes with the aim of securing contracts for Astute Boats 5, 6 and 7.

Britain's third £1 billion Astute Class nuclear submarine, Artful, lowered into the water at Barrow-in-Furness, in Cumbria



- In May 2014 the Merlin Mk2 Anti-Submarine & Anti-Surface Warfare helicopter achieved its In-Service Date early. Eventually a total of thirty of these aircraft will be delivered to the Royal Navy after undergoing a £800+M capability upgrade to their warfare mission systems and software, with new glass-cockpit technology and updates to the Merlin Training Facility. The Merlin Mk2 helicopters operate globally and will operate from the Royal Navy's next generation Queen Elizabeth class aircraft carriers, as well as on-board Royal Navy frigates, destroyers, and support ships.

Flight deck of the new Merlin Mk 2 helicopter with touch screen displays



- A £270M contract was placed with BAE Systems in December 2014 for the Demonstration and Manufacture of the Spearfish Upgrade project. The Spearfish Torpedo has been in-service since 1994 and the mid-life update will sustain a credible and safe weapon for future submarine operations. The scope of the project includes digitisation of the weapon, the provision of a new insensitive munition warhead to replace the current ageing warhead, changes to the fuel system, and the introduction of a new communications link.
- Significant progress has been made on the Military Afloat Reach and Sustainability Tanker project, which will deliver four new double-hulled tankers to support the Royal Navy on operations around the world from 2016. Cut Steel for the First of Class RFA TISDESPRING was achieved in June 2014, signalling the beginning of the build phase. Keel Lay was achieved in December 2014 as well as the Cut Steel for the second tanker, RFA TIDERACE. In January 2015 a contract worth £15M was placed with A&P Group Ltd (Falmouth) for Customisation, Capability, and Assessment Trials to be undertaken in the UK prior to entry into service, as well as support in-service for all four new Tankers to 2018.

- A Firm Price contract for £348M was placed in August 2014 with BAE Systems for the build and initial support of three new River Class Offshore Patrol Vessels (RCOPVs). The new OPVs will provide valuable capability to the Royal Navy, but their construction is also crucial in securing the skills and demonstrating the new production processes needed to build the Type 26 Global Combat Ship. The official steel cutting for Ship 01, held on 10 October 2014, marked the start of the build programme. Also announced at the same time were the names of the three ships; the first being HMS FORTH, the second HMS MEDWAY, and the third HMS TRENT. The build of HMS FORTH is progressing well and is on target to meet the Contract Acceptance Date of April 2017.
- Over the last 6 months of the Assessment Phase, the Type 26 Global Combat Ship (T26 GCS) programme has adopted a collaborative and incremental approach with industry that draws on key lessons to ensure the ship design is sufficiently mature, the supply chain is fully mobilised to de-risk material supply, and risks assessed before awarding the build contract. The MOD made a significant commitment to the T26 GCS programme with the Prime Minister's announcement of the Demonstration Phase contract, worth £859M, on 20 February 2015. The Demonstration Phase commenced on 1 April 2015.
- The Successor programme is now more than half way through its Assessment Phase. Two major Design maturity milestones have been achieved – Preliminary Design Review (PDR) and the Reactor Critical Design Review (CDR) – both within weeks of planning dates set almost 4 years ago. These were key enablers for entry into Stage 2 (spatial) design. In October 2014, General Dynamics Electric Boat was awarded an \$83M contract by the US Department of Defense for the first tranche of Missile Tubes that are being procured as part of the collaborative Common Missile Compartment (CMC) programme with the US. Work on improving infrastructure in Barrow is progressing well and is currently focussed on new facilities in the Central Yard at Barrow to improve outfitting, finishing, and logistics, as well as early implementation steel work in the New Assembly Shop. A number of long lead materials have been ordered, including the weapons handling and launch system, gearbox components, and associated equipment.
- In Summer 2014, contracts worth a total of £150M were signed for Future Anti-Surface Guided Weapon (Light) system and its integration onto the Wildcat Helicopter. These complex weapons will use sophisticated laser beam riding technology to neutralise small fast inshore attack craft. They will be carried by the Royal Navy's new Wildcat helicopters, providing them with unparalleled defensive surface warfare capabilities.
- In March 2015, a helicopter support contract worth £580M was awarded to AgustaWestland, which will provide in-service support to the whole Royal Navy Merlin helicopters fleet over the next five years. This new contract delivers more than £140M savings over the next five years. At the same time, the contract will sustain more than 1,000 jobs across the UK.
- In March 2015, a £40M Letter of Offer and Acceptance (LOA) was signed with the US Department of Defense for the procurement of a number of Tomahawk Land Attack Missile (TLAM) Block IV All Up Rounds from the US inventory. TLAM provides the UK with a proven, highly effective, all-weather, long-range subsonic cruise missile precision strike capability that is launched from UK Trafalgar and Astute Class submarines. It has a range in excess of 1000 miles and can be used to attack a wide variety of fixed land targets, such as air defence and command and control and communications sites, even in high-threat environments.
- In October 2014, the MOD awarded two contracts to support the management of the UK's Naval Bases and maintain and repair the Royal Navy's warships. These contracts, which have a combined value of £3.2Bn, represent a new approach to contracting for support services at the Naval Bases, known as the Maritime Support Delivery Framework (MSDF). This new, modern commercial and financial strategy replaced the previous contracts with one wider contracting framework designed to incentivise industry to transform and rationalise to meet the needs of the Royal Navy.

For the Army:

- In September 2014, the Scout Specialist Vehicle (Scout SV) project awarded a contract to General Dynamics UK for production of the fleet of 589 vehicles with deliveries starting in 2017, ready for deployment in 2020. Marking continued progress, the project has also held its second anchor milestone, with verification trials commencing later this year. As the Army's top equipment priority, Scout SV is central to the delivery of

the Army 2020 Armoured Infantry Brigade capability. Scout SV will provide the Army's first comprehensively digitised vehicle, providing a persistent all-weather ground surveillance capability and a powerful information processing hub applicable to a broad range of future operations; and matched with high levels of physical protection and tactical mobility.

Prototype of the Scout Specialist Vehicle (SV) which is part of the Future Rapid Effect System (FRES)



- Warrior Capability Sustainment Programme (WCSP) has passed two Anchor Milestones since March 2014. Unit Zero Unmanned Firing in July 2014 and Unit Zero Manned Firing in February 2015. The programme is progressing towards its FV520/521 System Critical Design Review. Under WCSP, vehicles will be fitted with an upgraded turret including a new weapon system, and an enhanced electronic architecture. The upgraded vehicles will be the cornerstone of the Armoured Infantry Brigade of the future until 2040.
- The Multi Role Vehicle – Protected (MRV-P) and Combat Water Supply Systems (CWSS) Projects gained Initial Gate acceptance in March 2015. Work can now commence to provide the Army's future capability for contingent operations. MRV-P will provide a protected deployable platform for all Force Elements in a wide range of environments for 25 years from 2020. CWSS is a Tri-Service project including the Sourcing, Treating, Testing, Storage, Distribution and Issue of potable water on operations.
- A contract was placed in August 2014 for conversion of the Army's fleet of Cougar vehicles. The work allows Mastiff and Ridgeback vehicles, procured over the duration of operations in Afghanistan, to be retained as part of the core Equipment Programme. The platforms will be upgraded and converted to suit the Army's needs for contingent operations from 2020, improving supportability and providing greater coherency across the fleet.

- In December 2014 the Land Ceptor (Future Local Area Air Defence System (Land)) Design and Manufacture contract at some £228M was placed with MBDA. This was achieved 7 months earlier than originally planned and will advance the delivery of capability by at least a year.
- Watchkeeper deployed to Operation HERRICK to provide Intelligence, Surveillance, Targeting Acquisition, and Reconnaissance (ISTAR) support to UK forces during a period of transition as they completed the final phases of withdrawal from Camp Bastion and Helmand in late 2014. The advanced radar on Watchkeeper provided Coalition forces with a step-change in organic and persistent surveillance capability. Watchkeeper was operated from Camp Bastion alongside the existing UOR, HERMES 450, with both systems operating under the command of 47th Regiment Royal Artillery and as part of the Theatre UAS Battery Royal Artillery, until the closure of Camp Bastion.

Watchkeeper – Unmanned Aerial Vehicle (UAV), which supports all three services



- In February 2015, the transition of the support service to KBR for the new Joint Operational Fuel System concluded. The service encompasses technical support and post-design services for the storage, issue, maintenance, and repair of a range of expeditionary fuel-handling equipments and spares provisioning. The £28M, five year contract provides a one-stop shop for the provision of a deployable fuel-handling capability across the land environment, required extensively on operations, and increasingly as mitigation for shortfalls in permanent fuels installations.

For the RAF:

- In December 2014, Typhoon Tranche 3 Release to Service was declared. The 40 Tranche 3a aircraft will be delivered to the RAF by 2018, and along with the 67 Tranche 2 aircraft, will be the core of the Typhoon fleet through to its out-of-service date.

- The UK placed an order for a further four F-35 Lightning II aircraft in November 2014. At 31 March 2015, the UK had taken delivery of three F-35 Lightning II aircraft, with five aircraft in manufacture and assembly. The UK Lightning II Test and Evaluation Squadron (TES) 17(R) formally stood up at Edwards Air Force Base in California in January 2015. UK Pilot and Aircraft Maintainer training is making good progress as we look to build the UK Lightning II Force.

One of the first UK Lightning II F35-B aircraft is pictured during a trials flight



- The Voyager Private Finance Initiative capability is now providing a strong and high-profile level of service to the Armed Forces and to coalition partners, particularly with the deployment on Operation SHADER breaking records for fuel offload. The TriStar fleet has now been disposed of and the HS125 fleet retired from long and distinguished RAF service in March 2015. The C-130K variant of Hercules, which were retired from service in October 2013, have been offered for disposal via the Disposal Services Authority. Negotiations continue and we expect a sale via a Canadian government agency to be announced formally soon.
- The first three A400M Atlas tactical transport aircraft, from an order of 22, have been delivered; two are undertaking training and operational sorties, the third is being retrofitted with the UK Defensive Aids system. An innovative industry-led, output-based support service, drawing on the efficiencies of commercial aviation maintenance, has been established at RAF Brize Norton to provide all lines of maintenance for the fleet. The A400M Training Service is also progressing well; the first full flight simulator has been accepted, and pilot conversion training is now being carried out at RAF Brize Norton.
- In January 2015, the Chinook Mk6 was delivered into service on time, less than three years after the main contract was signed with Boeing. A total of 14 Mk6 helicopters have been ordered to enhance the RAF's existing heavy-lift helicopter capability, at a cost of almost £1Bn. This delivery will bring the overall number of UK Chinooks to 60 by the end of 2015.
- In November 2014, an £800M contract for the development of a new electronic radar system for Typhoon was awarded. The contract marks the next stage in the full development of an Active Electronically Scanned Array (AESA) radar capability for Typhoon. The introduction of an AESA radar will support new mission capabilities for Typhoon, through simultaneous multirole air-to-air and air-to-ground tracking of targets with increased fidelity and range, whilst utilising the Radio Frequency spectrum for Electronic Warfare.
- Airseeker is the UK's new Signals Intelligence System, replacing the capability previously delivered by the Nimrod R1. It is being procured through a Foreign Military Sales arrangement with the US Government and is being supported under a Cooperative Programme underpinned by a Sustainment and Follow-on Development Memorandum of Understanding. The first of three RC-135W 'Rivet Joint' aircraft was delivered to the UK ahead of schedule in November 2013, deploying operationally to Theatre in July 2014 and completing a successful 6-month operational deployment at the end of 2014. The Airseeker Initial Operating Capability was declared in December 2014. The second aircraft is ahead of schedule for delivery in August 2015.
- The Typhoon Phase 1 Enhancement package Release to Service was declared, as planned, in July 2014. The package, which forms part of the Future Capability Programme, delivers precision bombing capability through integration of the Paveway IV bomb and Laser Designator Pod. It also includes upgrades for the aircraft's Defensive Aid Sub-System and the latest interoperability updates.
- In December 2014, a £420M amendment to the Chinook Through-Life Contract Support contract was signed to cover in-service support for the next five years. As a result of MOD and supply

A RAF A400M Atlas aircraft at RAF Brize Norton



chain efficiencies and continuous improvements, we have been able to reduce the cost of supporting Chinook by more than £150M over the next five years. In October 2014, a £150M contract for the development and manufacture stages of a Digital Automatic Flight Control System (DAFCS) for Chinook was signed, which will provide improved handling qualities and mitigate operating risks in degraded visual environments. The contract deliverables will ensure the Chinook remains at high levels of availability, readiness, and safety.

- A £120M agreement was signed at the Farnborough International Air Show in July 2014 to integrate Storm Shadow missiles to Typhoon jets. Storm Shadow, which is already used by Tornado GR4s, provides a long-range-air-to-surface capability; and will be fitted onto Typhoon Tranche 2 and 3 aircraft ready for service with the RAF in 2018.
- A £165M contract for the Typhoon Phase 3 Enhancements programme was awarded in February 2015. The programme will deliver a number of upgrades to the UK's Typhoon mission and maintenance systems; including the integration of the Brimstone 2 weapon system onto the Tranche 2 and 3 platforms.
- In October 2014, £120M Defence co-operation contracts for the early phase of a joint development of Unmanned Combat Air System (UCAS) between the UK and French governments were awarded to UK and French industry. A UCAS capability would be able to undertake sustained surveillance, mark targets, gather intelligence, deter adversaries, and carry out strikes in hostile territory in the 2030+ timeframe. The contracts will underpin a two-year Future Combat Air System (FCAS) Feasibility Phase programme and will involve six industry partners exploring concepts and options for the potential collaborative acquisition of a UCAS in the future. The UK share of the contracts is £60M and UK companies that will benefit are BAE Systems, Rolls-Royce, and Selex ES.
- UK REAPER Aircraft were deployed directly from Afghanistan to the Middle East to support coalition force operations in Northern Iraq in October 2014. The first mission was flown on 22 October, five weeks after notification to deploy.
- In February 2015, the Puma Mk2 achieved its Initial Operating Capability early, delivering a step change in the capability over the Puma MK1. New improvements include a Digital Automatic Flying Control System; new, more powerful and

fuel-efficient engines; a new digital glass cockpit; an enhanced secure communications suite; and improved ballistic protection. These all boost the aircraft's capability and make it safer for its crew and passengers.

Across Defence:

- The Chief of Defence Materiel's Inventory Management Strategy set the intent to achieve Inventory reductions against the Financial Year 2011-12 baseline, with a reduction of Inventory stock from £40.3Bn (Gross Book Value) to a strategic target of £30.8Bn and a reduction of Inventory purchasing of £561M per annum by 31 March 2016. Through robust governance, new management systems and improvement interventions, the Department has set demanding financial control targets for the management of the Defence Inventory. At the close of Financial Year 2014-15, the DE&S had delivered a stock reduction to £31.6Bn and a cumulative reduction in expenditure on Raw Materials and Consumables of £1.7Bn against the FY 2011-12 baseline. The DE&S is exceeding the Inventory purchasing reduction targets and is on track to deliver the Inventory stock target by 31 March 2016.
- On 28 October 2014, the Marshall Air Traffic Management Team signed a contract 12 months ahead of approval to update and sustain Military Air Traffic Management capability. The contract value is £1.7Bn over 22 years and encompasses more than 60 Defence locations in the UK, overseas and deployed. The service provision will be via an output-based, availability-driven contract with Aquila Air Traffic Management Services Ltd (a company jointly owned by National Air Traffic Services and Thales). The contract allows the MOD to continue to fulfil its legal obligation to ensure safe operation of aircraft, as well as enabling compliance with forthcoming changes to air traffic regulations and addressing future obsolescence through a capital refresh with modern technology. The contract will save some £1Bn compared to the contracts that it replaces, by streamlining 70 existing contracts into a single service provision contract with a streamlined supply chain.
- The UK is investing £11.1Bn in its helicopter fleet over the next 10 years. Initial Operating Capability (IOC) was declared in August 2014 for the Army Wildcat and in January 2015 for the Wildcat Helicopter Maritime Attack (Royal Navy version). The Wildcat represents a significant increase in capability over the existing Lynx aircraft, with more powerful and fuel efficient engines to provide improved performance and modern

integrated avionics that enhance the aircraft's mission capability.

- 2014 saw the completion on time of a £206M MOD/BAES joint-funded five year programme to transform UK General Munitions production facilities as part of the Munitions Acquisition Supply Solution (MASS) contract. This included new factories at Washington (Newcastle upon Tyne) for forging, machining, and treatment of large-calibre mortars, artillery, and tank ammunition; and at Radway Green (Crewe) for small arms ammunition, replacing the old Royal Ordnance Factories. The new factories were formally opened by HRH The Princess Royal in 2012 and 2014 respectively. MASS is a long-term partnering agreement signed between the UK MOD and BAE Systems in 2008 covering the majority of the UK's Armed Forces General Munitions requirements. The modern, more efficient factories underpin keener prices to MOD and increasing BAES competitiveness in the world market.
- During Financial Year 2014/2015, and in line with the MOD's 2009 Rotary Wing Strategy, we have delivered a number of new helicopter capabilities to our Armed Forces: the RAF's Chinook Mk6, the Army and Royal Navy variants of the Wildcat helicopter, the RAF's Puma Mk2, and the Royal Navy's Merlin Mk2, having all achieved their respective Initial Operating Capability milestones, on time or early. The MOD is continuing to provide our Armed Forces with one of the most capable and technologically-advanced helicopter fleets in the world, ensuring our Armed Forces are agile and ready to deploy on operations around the world.

Major Projects Portfolio

2.3.10 On 25 June 2015, the MOD (along with all Government Departments) published its third report on the progress of projects in the Government's Major Projects Portfolio (GMPP) in support of the 2015 Major Projects Authority annual report. The publication is based on a snap-shot of performance in September 2014. The latest Major Project Authority's annual report and GMPP data is published¹⁵ at gov.uk.

Urgent Operational Requirements (UOR)

2.3.11 The UOR process is used for the rapid purchase of or modification to equipment, in order

to address urgent and unforeseen capability gaps in support of current or imminent military operations. Where a requirement meets these criteria and is specific to a particular operational theatre, it will be funded from the Government Special Reserve, rather than the Defence budget. Over £8.1Bn of expenditure has been approved through the UOR process since 2001, of which over £6.1Bn has been for emerging requirements for Afghanistan.

2.3.12 For 2014-2015, the Department agreed an estimate with HM Treasury for Reserve expenditure on UORs of up to £17M. The final outturn against this estimate, based on operational demand, was £13.97M. The difference reflects both the changing operational requirements of UK Forces in Afghanistan since the original estimate was put in place, and the Department's efforts actively to reduce the cost of UORs without compromising their urgency or quality. In 2014-15, the MOD successfully delivered 10 UORs.

2.3.13 UOR delivery performance exceeded targets with 100% of UORs meeting their Equipment Delivery Dates or being delivered early. This included enhanced Improvised Explosive Device (IED) detection and protection system, vehicle safety enhancements, and a capability to identify enemy locations.

2.3.14 During Financial Year 2014-2015, a number of business cases have been approved to bring Urgent Operational Requirements into the MOD Equipment Programme.

Logistics Management and Support to Operations

2.3.15 The successful redeployment from Op HERRICK was concluded on 23 November 2014. Redeployment began in October 2012 and saw 3,456 vehicles and other major equipments returned from operations in Afghanistan, concurrent with 4,728 Twenty-foot Equivalent Units (TEUs) of materiel. This complex logistic operation was a significant achievement that involved personnel from all three Services, MOD civilians, and commercial partners. The Chancellor of the Exchequer has written to The Secretary of State for Defence to compliment the Department on the achievement of delivering redeployment on-time and under cost. The recovered equipment and vehicles are now being reconditioned and readied for contingent operations.

¹⁵ <https://www.gov.uk/government/publications/major-projects-authorityannual-report-2015>

UK Aid being loaded onto a RAF Hercules aircraft ready to be air dropped over northern Iraq



2.3.16 The current tempo and complexity of operations sets a demanding requirement on logistic support and joint enablers. In Sierra Leone, working in support of DfID in response to the Ebola crisis in West Africa has been a unique challenge logistically, with the military inextricably linked to a civilian-led response, which has necessitated inter-agency solutions. Equally, counter-ISIL operations in Northern Iraq are placing demands on niche strike and ISR capabilities, each accompanied by bespoke logistic support arrangements, while our continued support to wider operations in the Middle East and Afghanistan continues.

2.3.17 The logistic challenge of the future will be to anticipate the breadth and complexity of the Joint Force's requirements and meet them through a range of joint and multi-national logistic capabilities, Host Nation Support, and contracting solutions. The UK's commitment to the NATO Very High Readiness Joint Task Force (VJTF) will focus logistic contingency planning throughout the remainder of the year.

Support Chain Operations and Movements

2.3.18 Defence Support Chain Operations and Movements (DSCOM) has enabled, in conjunction with PJHQ, Front Line Commands (FLC), and commercial contractors, various lines of communication in support of operations. The main effort has been in support of operations in Afghanistan and specifically Redeployment.

Staff loading baggage and freight onto an C-17



2.3.19 The Op HERRICK redeployment challenge was to transport 4,728 20 foot containers of materiel and 3,465 Vehicles and Major Equipments from a land-locked, war-torn country bordering both Iran and Pakistan. This was achieved in parallel with the NATO mission of developing the Afghan National Security Forces, closing the UK's 137 Main and Forward Operating Bases across Helmand, and protecting the key redeployment base at Camp Bastion.

2.3.20 As at 1 June 15, a small number of vehicles remain at SMC Marchwood awaiting minor mechanical rectification prior to final on-move. The ensuing delivery and receipt of these vehicles at the Strategic Base will mark the conclusion of Stage 3 and the successful completion of Op HERRICK Redeployment.

2.3.21 Learning the lessons from the UK's extraction from Iraq, the Department created a robust governance process to assess which items should return to the UK and which would be disposed of in Afghanistan. This process run by DSCOM and supported by PJHQ, the FLCs provided an accurate basis for booking movements assets and for determining the order in which vehicles and material should be withdrawn. This planning also ensured that the military operations that needed to continue in parallel were not adversely affected by the redeployment imperative.

2.3.22 A combination of military and commercial airlift and commercial ground and sea lift were utilised throughout, with no adverse financial implications identified. Op HERRICK Redeployment has been regarded as a success both financially and operationally. DSCOM will continue to support Ops TORAL and KIPION utilising the Broader Middle East Line of Communication.

2.3.23 DSCOM has also been involved in support to all contingency operations notably Ops GRITROCK and SHADER.

2.3.24 In addition, DSCOM's role as the coordination centre for DE&S has continued to develop with emphasis on the coordination of the Strategic Base in support of contingency outloads.

Equipment Disposals

2.3.25 Departmental equipment disposal receipts for FY 2014-15 totalled £32M, of which £29.21M was achieved through the Disposal Services Authority (DSA). This included over 10,000 declarations of surplus materiel measured at 80,000 tonnes with just 1% sent to landfill. Major activities include the announcement of the sale of Combat Vehicle Reconnaissance (Tracked) to Latvia; sales of ammunition to Estonia and New Zealand; the recycling of HMS Liverpool and Manchester; the conclusion of Disposal Service Authority's involvement in disposals resulting from the drawdown in Afghanistan; and the disposal of chemicals from Syria as part of UK Government's contribution to the international effort.

Defence Infrastructure

2.3.26 The MOD is one of the largest landowners in the United Kingdom, with an estate of some 230,000 hectares; about 2% of the UK mainland. Some 73,000 hectares of this comprise a varied built estate including naval bases, airfields, living accommodation for military personnel and their families, scientific facilities, storage and distribution centres, communications facilities, and offices, making the MOD one of the UK's largest property managers. Reflecting the long history of the Armed Forces, the estate contains 815 listed buildings and over 700 scheduled monuments. The rural estate comprises mainly training areas and ranges, on undeveloped land which in places is of particular environmental or archaeological significance. The MOD has rights to use a further 222,000 hectares in the UK, mainly for training. In addition, the MOD manages an overseas estate comprising the garrisons and training facilities in Germany, Cyprus, the Falkland Islands, and Gibraltar, as well as facilities on Ascension Island, in Belize, Brunei, Nepal, Singapore, and the United States. The Armed Forces regularly use major training facilities in Canada, Cyprus, Germany, Norway, and Kenya. As at March 2015, estate-related Defence assets were valued at some £29.7Bn.

Defence Infrastructure Organisation (DIO) Transformation

2.3.27 To deliver the mandated 2010 SDSR outcomes for DIO, the new Enhanced Operating Model organisation structure and business processes were further developed during the year, with an emphasis on simplifying the organisation and ensuring that cross-cutting processes are harmonised. The Infrastructure Management System (IMS) programme delivered Release 1 of its functionality on time and within budget in December 2014.

2.3.28 Following the introduction of the Strategic Business Partner (SBP) in September 2014, the focus of the ongoing transformation for 2015-17 will include continuous improvement of the operating model through building the capability and capacity of the business to deliver the operational End-to-End Review; the implementation of the Footprint Strategy; and potentially to move DIO to a different corporate structure in April 2017. It will also enable DIO to respond to changes resulting from the current Strategic Defence and Security Review and the Comprehensive Spending Review. This will require putting key enablers in place across People (delivering the workforce plan, talent management, skills improvement, staff engagement, behaviours and culture); Process (Programme and Project Management Improvement, end-to-end delivery processes, and Supplier Engagement); Technology (completing the deployment of IMS) and Data (Information Strategy, data analytics and insight). The activities listed here will facilitate and enable business change as the DIO adapts to changing requirements, as well as improving efficiency and agility of the organisation.

The Footprint Strategy for Defence

2.3.29 In 2010 the National Audit Office carried out a review of the Defence Estate concluding not only that substantial further reductions in cost should be sought, but also that a more robust and systematic approach to estate rationalisation was required. A Footprint Strategy for the future lay-down of the Defence Estate is being developed; and is due to conclude in February 2016. It reflects the revised Defence requirement under Future Force 2020 and includes the needs of both Regular and Reserve forces. It also considers military capability, efficiency, and wider value.

2.3.30 A significant part of the footprint is accommodation. During 2015-16 DIO's work on the Accommodation Strategy will continue to develop ways in which supply and demand can be modified, to underpin an accommodation offer which supports future requirements, is flexible, is socially relevant, and which can be provided in a financially sustainable way. This work builds on that undertaken by the Living Accommodation Strategy Review (LASR), which during 2014 established a baseline model of current accommodation supply and demand now and in 2020. It generated a baseline for the MOD accommodation estate and identified a substantial cost pressure in meeting the projected accommodation demand based on current standards and policies. Ongoing work between DIO and various stakeholders continues to identify and analyse ways to reduce the cost pressure through a range of mitigation measures and develop the longer-term accommodation in line with the New Employment Model Programme.

Army Basing Programme

2.3.31 The Army Basing Programme (ABP) is a key enabler of Army 2020. It enables Regular Army unit moves in support of the Army 2020 future operating model, designed around a Reaction Force that is ready for the most demanding scenarios and an Adaptable Force capable of engagement at home and overseas, both of which will be supported by specialist Force Troops. The ABP will provide a UK basing lay-down that best supports the generation of military capability in an effective and efficient way whilst honouring the SDSR commitment to return all personnel from Germany by 2020 and deliver significant savings to the Department.

2.3.32 30 unit moves and structural changes in support of Army 2020 took place in 2014 as part of the drawdown from Germany and UK rebasing and we have closed and handed back Hameln Station to the Federal authorities. These moves have laid the foundations to enable the first big tranche of unit moves from Germany to the UK during 2015, which will see 14 units comprising nearly 5,000 Service Personnel and their families relocate over the summer months. These moves will result in the closure and hand-back to the Federal authorities of our Stations at Hohne, Fallingbomel, Herford and Elmpt, comprising 13 barracks, two ranges, a supply depot and seven schools. By the end of 2014 Army personnel numbers in Germany had reduced from 20,000 in 2010 to 10,500, and by the end of 2015 this figure will have reduced further to 5,300. In addition to the unit moves out of Germany, 8 units will relocate within the UK, 10 other units will restructure

and one new unit will be formed in the UK during 2015.

2.3.33 Further progress on the infrastructure has been made during FY 2014-15 with early enabling works having been delivered at a number of sites including Preston, Catterick, York, Donnington, Bulford, Tidworth, Larkhill and Aldershot. A large number of the ABP projects are now in Develop Preferred Option (DPO) stage where the detailed designs and estimates are developed prior to Main Gate Business Case submission. Detailed planning continues under DPO on all aspects of infrastructure delivery including engagement with relevant Local Authorities, the NHS and local communities, resulting in a number of planning applications being submitted. The first planning application at Ludgershall, one of three, is to build 900 homes on Salisbury Plain. An ABP open day was held in Jan 15 to show members of the public the plans for Service Family Accommodation on Salisbury Plain and take feedback. Detailed negotiations with Wiltshire Council proceed to agree the social infrastructure contribution that the 900 new homes will attract. Additionally a number of Service family homes have been purchased directly from the open market at Grantham, York, Newbury and Tidworth to meet the forecast demand for accommodation under the planned moves back to the UK.

Next Generation Estate Contracts

2.3.34 The Financial Year 2014-15 has seen the four Next Generation Estate Contracts (NGEC) come into service. The Scotland and Northern Ireland contract came into service on 1 November 2014 with the Central, South East and South West coming into service on 1 February 2015. The new contractor, CarillionAmey, is working closely with the DIO mobilisation teams to ensure that all systems necessary to run the contracts successfully are being put in place. The value of the savings achieved were in line with the expectations expressed in last year's report and provided significant saving over the previous Regional Prime Contracts.

Sustainability of the Estate

2.3.35 DIO is responsible for delivering a sustainable estate. To this end, the Sustainability Appraisal process has been strengthened, improving the sustainability and resilience of capital projects with a commitment to sustainable procurement embedded in the new NGEC, National Training Estate Prime (NTEP), and Housing Prime contracts. DIO has also continued to lead the way for MOD infrastructure energy efficiency and sustainable

practices, including waste management, during 2014-15. Increased access to data, thanks to the ongoing roll-out of the IMS, and key initiatives such as Demand Reduction, Behaviour Change and the Water Consumption Reduction Programme, have contributed to improved performance versus the 2009-10 baseline for energy consumption and Greening Government commitment targets. Performance for the period is reported separately within the Sustainable MOD Annual Report 2014-15 compiled by the MOD Sustainable Development (SD) Team. In addition MOD is on track to meet the current UK targets for the condition of Sites of Special Scientific Interest (SSSI). This includes the England Biodiversity Strategy vision to have 50% of the total area of SSSI in a 'favourable' condition by 2020 while maintaining at least 95% in 'favourable' or 'recovering' condition, with all reaching favourable condition by 2061. Looking to the future, climate impact risk assessments were completed on MOD's 80 priority sites in line with the 2014-15 target. These will inform future infrastructure development and improve resilience. In addition, the DIO Future Procurement Group is embedding sustainability into future contracts. 74 MOD heritage assets are currently on the English Heritage 'At Risk' list, with six due to be removed later this year.

DIO Training Estate

2.3.36 The DIO Training Estate supplies the majority of the military training areas, ranges, and facilities for the Armed Forces in the UK, Germany, Canada, and Kenya and also supports the Army lead in Belize. The estate supports individual and collective training in support of operations and contingency readiness, as well as training for the Reserve forces, adventure training, cadets, and the test and evaluation community. Wider government use of the training estate includes the territorial and national constabularies, as well as support to UK operations and national events, such as the Commonwealth Games.

2.3.37 DIO conducts a continuous review of the estate. In 2014-15 we decided to dispose of Deverell Barracks in Catterick which will be released in Summer 2015. Current rationalisation plans should see an estimated 12.5% reduction in holdings across the DIO training estate by 2020. The DIO is incorporating the Training Estate strategic estate development planning, known as the Footsteps Strategy, into the Footprint Strategy (see 2.3.39). Footsteps is the means of working towards an affordable, sustainable, and agile training estate, of the right size and quality, in the right place, in support of endorsed operational capabilities.

The strategy will deliver a 10-year development programme designed to inform lifecycle replacement, basing requirements, and the needs of the contemporary training environment.

2.3.38 The next generation National Training Estate Prime (NTEP) was successfully mobilised on 3 November 2014 across the UK training estate. Elements of NTEP delivery are being incrementally delivered in 2015, principally enhanced IT support systems for bookings and management of the estate.

Army Reservists from the Royal Wessex Yeomanry on exercise on Salisbury Plain training area



Overseas Estate

2.3.39 DIO deployed several civilian Commercial and Facilities Management staff to Op HERRICK in Afghanistan prior to the closure of Camp Bastion in October 2014. DIO employs Royal Engineer personnel, alongside its civilian staff and Industry Partners, to ensure it maintains the necessary infrastructure experience to remain at high readiness for deployment in support of expeditionary Air Operations. The surge effort for both Op SHADER, the British military intervention in Syria and Iraq, and Op GRITROCK, the humanitarian relief effort to West Africa operating out of Ascension Island, required a swift and substantial infrastructure response provided by DIO and its Industry Partner teams. DIO has also continued with a programme of significant investment in the South Atlantic to sustain the British military presence on the Falkland and Ascension Islands.

MOD Land Release

2.3.40 On 8 June 2011, the Government set a target for land owned by central Government that has the capacity to deliver 100,000 new homes to be released. As a major landowning department, the MOD agreed a target, to release land with the potential capacity to deliver over 37,634 new homes, by end of March 2015. MOD exceeded this target, releasing sale of land having the potential for 38,778

new homes, and land with the potential for 515 new homes transferred to the Homes and Communities Agency (HCA). The Government has also exceeded its target of delivering the capacity for 100,000 homes on public sector land by March 2015.

2.3.41 Disposal receipts for FY 2014-15 were some £117M.

Single Living Accommodation (SLA)

2.3.42 Delivery of modern appropriate SLA has continued this financial year through Defence-funded projects. Modern scales and standards cater for single and multi-occupancy living needs with single en-suite bed-sitting rooms configured in either six- or eight-person flats or hotel layout supported by additional communal space and utility rooms with laundry and kitchenette facilities for Junior Ranks; equally appropriate provision is made for SNCO and Officer Cadres. Project SLAM delivered a cumulative total in excess of 20,000 bedspaces by the end of FY 2013-14, with a further 2,020 bedspaces delivered during FY 2014-15.

Service Family Accommodation (SFA)

2.3.43 The MOD controls 65,000 SFA properties worldwide. Of these, some 49,500 properties are in the UK and some 14,500 properties are overseas; the majority in Germany (c6,900). SFA is owned in a variety of ways. In England and Wales, most properties are leased from Annington Homes Ltd (AHL); AHL owns 38,920 properties in England and Wales, all of which were purchased from the MOD in 1996 and leased back for a period of 199 years. Most of the properties in Scotland and Northern Ireland are owned by the MOD. In Germany almost all are leased either from the Federal Government or private owners, as is the case in smaller and more remote overseas locations. However, in the other overseas bases – such as Cyprus – most are MOD-owned. The draw-down of British Forces in Germany will require the progressive return of substantial numbers of properties to the Federal authorities or private landlords with some 1,500 returned in 2014 following the closure of the Rhine Military Complex. It is planned that a further 3,100 will be returned during 2015 following the closure of Hohne Garrison and Herford Station.

2.3.44 Standard for Condition is used to determine the overall physical state of SFA, with Standard 1 being the highest and Standard 4 the lowest. Some 99% of the UK housing stock is in Good Condition

(that is Standard 1 and 2) and the few houses not in good condition are not allocated. From April 2016, in line with the introduction of the new Combined Accommodation Assessment System (a key element of the New Employment Model), the Department will utilise the Government's Decent Homes Standard (DHS) as the benchmark for the standard of SFA. No Service family will be allocated a house which does not meet the DHS.

2.3.45 A margin of empty properties is required to support the natural rotation and movement of reassigned personnel, in particular peak demand in the late summer before the new school year starts, as well as periodic repair and upgrade of properties. However, the impact of the Armed Forces Redundancy Programmes, the requirement to retain houses to support ongoing UK Basing plans, and constraints placed on disposals has meant that the proportion of empty properties in the UK has continued to rise. In March 2015, the figure was 21%. When all known UK Basing plan housing requirements, especially for Service Personnel returning from Germany, and planned disposals are taken into account, the SFA void rate adjusts downwards to c9%, against the agreed 10% target.

A service married quarters



2.3.46 £61m was allocated for the upgrade and improvement of UK property during 2014-15. This enabled some 185 properties to be upgraded to Standard 1 for Condition, with over 5,000 other SFA benefiting from further improvements such as new kitchens, bathrooms, double glazing and energy efficiency measures. In addition, DIO continued to fund a capital programme to purchase new SFA from housing developers to improve further the condition of the housing stock, reduce reliance on costly substitute accommodation rented from the private sector, and meet new housing requirements to support rebasing. DIO purchased a further 273 new properties across seven locations at a total cost of £69m. Over the past four years, this programme has delivered some 1,200 new SFA at a total cost of £271m. Plans for further purchases and builds of

SFA are well advanced to meet the overall basing requirement, including the unit moves in 2015 as part of the Army Basing Programme.

Defence Asset Sales

2.3.47 As part of the Strategic Defence and Security Review, the Prime Minister announced in Parliament on 19 October 2010 the Department's intention to dispose of assets which are surplus or which do not need to remain in public ownership to contribute to Defence. As a consequence, the Department announced plans to sell its interests in the Government Pipeline and Storage System (GPSS), and the land business of the Defence Support Group (DSG), and to grant a concession for the commercial operation of the Marchwood Military Port.

2.3.48 The MOD is close to completing the three major elements of this asset disposal work. The successful sale of the Defence Support Group land business to Babcock for £140 million completed on 31 March 2015. The Government Pipeline & Storage System was sold to Compañía Logística de Hidrocarburos of Spain for £82 million, completing on 30 April 2015. In February 2015, the MOD announced that Solent Gateway Limited had been selected as preferred bidder for the concession to manage, and exploit the commercial potential of, the Marchwood Sea Mounting Centre.

2.3.49 As part of the comprehensive spending review in 2010 the Government announced a target of 500MHz of public sector spectrum below 5GHz to be released by 2020. This Department has identified two bands of spectrum for release, a total of 190MHz of bandwidth. The spectrum will be transferred to Ofcom during 2015-16 prior to sale, as the Department is not permitted to sell the asset direct. The sale is expected to be complete in 2015-16. As there is currently no reliable estimate of the value of this resource, nor of the economic benefits arising from its disposal, the Department has not recognised this as an asset in its Statement of Financial Position.

2.3.50 Old War Office Building was declared surplus to MOD requirements in Aug 2013 and prepared for marketing by mid 2014. A 250 year lease was offered for sale on the open market (with strict tenant obligations and restrictions in respect of planning, heritage and security) which attracted significant worldwide interest. Hinduja Group & OHLD were selected as the preferred purchaser (the purchase price remains commercially confidential). An Agreement for Lease was exchanged on 12 December 2014 with Lease completion expected in Q4 FY 2015-16.

Environmental, Social, Community, Employee and Other Matters

2.3.51 The *Business Plan 2012-15* summarises senior managers' views of how the Department's work will realise the Defence Vision, highlighting relevant matters. Specific aspects mentioned in the ASB's Reporting Statement that are available on MOD's section of the Gov.uk website are:

- **Social and Community Issues** – including sections covering current operations, cadet forces and support to Veterans.
- **Environmental** – the MOD owns a large, varied and complex estate, with most of the UK's indigenous habitat types, exceptional biodiversity and some of the finest archaeological sites in the country. Further information on how the MOD is undertaking its responsibility for stewardship of the estate in the UK and overseas including links to *Sanctuary*, the annual MOD Conservation magazine, can be found at: <https://www.gov.uk/defence-infrastructure-organisation-estate-and-sustainable-development>

Protected areas of Stanley, Falkland Islands, which is home to a diverse range of wildlife



- **Sustainability** – the MOD's work to build security overseas is a key contributor to Sustainable Development. Internationally, MOD works with other government departments to prevent or contain violence, protect people and institutions, build capacity and improve security in some of the most poorly developed regions and countries in the world. This work is essential for preventing further conflict, strengthening

international peace and creating the conditions for sustainable development overseas. Further information can be found at: <https://www.gov.uk/defence-infrastructure-organisation-estate-and-sustainable-development>

- **Employees** – personnel related information can be found at:
<https://www.gov.uk/government/organisations/ministry-of-defence/about/recruitment> and statistical information including staff numbers can be found at: <https://www.gov.uk/government/organisations/ministry-of-defence/about/statistics>
- **Performance Indicators** – some details of MOD's performance are published as part of the Government's transparency initiative at: <http://transparency.number10.gov.uk/>
- **Contractual Arrangements** – the Department's capital commitments and commitments under leases and service concession arrangements are detailed in Notes 19, 20 and 21 to the accounts. During 2014-15 the Defence Science and Technology Laboratory, the UK Hydrographic Office and Defence Support Group were Trading Funds; they provided essential services to the Department.
- **Expenditure** – details of expenditure published under the Government's transparency agenda, including links to the data sets is available at: <https://www.gov.uk/government/organisations/ministry-of-defence>
- **Spending Review 2010** – implications of significant changes following the Department's Comprehensive Spending Review settlement are set out in the *Business Plan 2012-15*.
- **Contingent Liabilities** – details of Contingent Liabilities disclosed under IAS 37 – Provisions, Contingent Liabilities and Contingent Assets, and additional liabilities included for Parliamentary Reporting and Accountability are at Note 22 to the accounts.

Devolution

2.3.52 Following the independence referendum in Scotland on 18 September 2014, the MOD has continued to work closely with the Scotland Office on plans for further devolution of powers to the Scottish Government while safeguarding Defence interests. There will also be new powers for Wales and Northern Ireland. Defence will remain a reserved

responsibility of the UK Government, and the Armed Forces activities and military presence in England, Scotland, Wales and Northern Ireland ensure we provide the best levels of defence and security for all parts of the UK.

Pension Liabilities

2.3.53 The transactions and balances of the Armed Forces Pension Scheme (AFPS) (including the Gurkha Pension Scheme, the Non-Regular Permanent Staff Pension Scheme, the Reserve Forces Pension Scheme and other minor pension schemes covering locally employed personnel) and the Armed Forces Compensation Scheme are not consolidated in the financial statements. The funding for these schemes is voted separately by Parliament although the cost of administering the schemes fall to the MOD and is included in the accounts. The report and accounts of the AFPS are prepared separately and are available at:
<http://www.official-documents.gov.uk/document/hc1213/hc00/0039/0039.asp>
further information on Armed Forces pensions is available at
<https://www.gov.uk/pensions-and-compensation-for-veterans>

2.3.54 The Department's share of the transactions and balances of other pension schemes to which employees belong (e.g. under Civil Service Pension (CSP) arrangements, the NHS Superannuation Scheme and the Teachers' Pension Scheme) is also not consolidated in the accounts; separate accounts are prepared for the schemes and details can be found on the following websites:
<http://www.civilservice.gov.uk/pensions>
<http://www.education.gov.uk/schools/careers/payandpensions>
<http://www.nhsbsa.nhs.uk/pensions>

2.3.55 Other employees are members of smaller pension schemes e.g. schemes for Locally Employed Civilians in Germany, Cyprus and Gibraltar, the Merchant Navy Ratings Pension Fund, the Commonwealth War Graves Commission Superannuation Scheme and the Reserve Forces and Cadets Associations Pension Scheme; estimates of the assets and liabilities for these schemes are included in the financial statements and additional details are provided in Note 17 – Employee Benefits – Pensions.

2.3.56 Employer's contributions payable to the Armed Forces, Civil Service, NHS, Teachers' and other pension schemes have been charged to the Statement of Comprehensive Net Expenditure.

Further information on the various pension schemes can be found in the Remuneration Report and at Note 3 – Staff Numbers and Costs.

Payments to Suppliers

2.3.57 The Department's invoices, with the exception of some payments to suppliers made by units locally, are paid through the Defence Business Services (DBS) shared-service centre organisation. In the period 1 April 2014 to 31 March 2015, the DBS paid 99.99% of all correctly submitted invoices received at the shared-service centre within 11 calendar days. This contributed to the Department's overall performance of 100% over the 30 calendar day cycle ensuring a high level of compliance with its statutory obligation under the Late Payment of Commercial Debts (Interest) Act 1998. These calculations do not take into account, for certain invoices requiring signature by departmental staff, the time between the invoice arriving at the local MOD branch and the invoice being passed internally to the DBS shared-service centre for payment. Commercial debt interest of £8,000 was paid during this period (2013-14: £4,000). From May 2010 all Government Departments were asked to pay 80% of invoices from suppliers within 5 working days. The Department, including its Trading Funds, has achieved a performance of 93.94% against this target up to 31 March 2015.

IFRIC 4 – Determining Whether an Arrangement Contains a Lease

2.3.58 In preparing these accounts MOD has not complied with the Government Financial Reporting Manual (FReM), specifically the requirement to assess all its supplier arrangements to determine whether they are dependent on the use of specific assets and convey the right to use the assets. The assessments need to be made against criteria set out in the accounting standards as IFRIC 4 - Determining whether an Arrangement Contains a Lease. If these arrangements, particularly strategic procurement arrangements with key contractors, once reviewed, are considered to be finance leases, the assets and offsetting liabilities associated with the contracts would be brought into the MOD Accounts.

2.3.59 On the introduction of IFRS across Government in 2009-10, it was deemed too costly and time consuming to review MOD's contracts within the timescales for the 2009-10 Accounts. The review was then further deferred beyond 2011-12 when it became apparent that a large number of major contracts would have to be renegotiated as a result of the outcome of the SDSR. The Department

has conducted a review, with support from an external accountancy consultant, of its most significant contract arrangements where IFRIC 4 is likely to apply. This has confirmed that the Department has a number of significant lease type arrangements which are not currently recognised and cannot be accurately quantified. As a result of the complex, resource intensive and costly practical issues identified by the review, the Department has decided not to apply IFRIC 4 to existing contracts on the grounds that it does not represent value for money and the Department is considering further work in respect of the application of IFRIC 4 to new contracts which should provide wider benefits through improved financial management around supplier assets. This position is supported by HM Treasury.

2.3.60 The Department has recently carried out a further piece of work, with external support, to look in detail at the challenges in managing the data, from an IFRIC 4 perspective, of assets used for new multiple contracts. The conclusion was that whilst it would be "technically possible to implement IFRIC 4 for new contracts, it would be practically extremely difficult" requiring significant changes to systems, processes and potentially the internal structure of the Department. The Department is currently considering the value for money implication of these conclusions.

2.3.61 The Comptroller and Auditor General's (C&AG's) opinion on the financial statements will be qualified for as long as non-compliance with IFRIC 4 is considered to have a material impact on the accounts. As a result of the decision not to implement IFRIC 4 for legacy contracts the MOD's accounts are expected to receive a qualified audit opinion for the foreseeable future.

Jon Thompson
Accounting Officer
08 July 2015



Chapter 3:

Directors' Report

Departmental Accounting Boundary

3.1 As at 31 March 2015, the Department consisted of 6 (2013-14: 7) Top Level Budget areas the reduction being due to the reorganisation of the former Defence Equipment and Support TLB by transferring responsibilities to the Front Line Commands and creating a Bespoke Trading Entity, the Defence Equipment and Support (Bespoke Trading Entity) – DE&S(BTE). The TLBs are responsible for providing forces and support services required for a modern Defence force. Within the TLBs, there were 37 (2013-14: 29) reporting entities, known as management groupings, producing detailed management accounting information as part of in-year financial management, planning and budgeting processes. Accounting transactions are recorded at management group level for in-year management purposes but reporting for the annual financial accounts is based on Departmental and TLB level returns.

3.2 The Departmental accounting boundary includes the Bespoke Trading Entity DE&S(BTE), several Non Departmental Public Bodies (NDPBs) including advisory NDPBs, and a number of other bodies classified to the public sector by the Office of National Statistics. For the accounting statements, DE&S (BTE) is included in the Core Department figures. The NDPBs and other bodies, referred to as arms-length bodies (ALBs), are added to the Core Department to form the Departmental Group. The complete list of arms-length bodies is at Note 27 – Entities Within the Departmental Boundary.

3.3 Throughout 2014-15, there were three MOD established Trading Funds. The Defence Support Group was sold on 31 March 2015; details of the sale are at Note 10 to the Accounts. The Trading Funds produce their own accounts and fall outside the Departmental Boundary. Further details are provided at Note 10 – Investments, Note 25 – Related Party Transactions and on the following websites: www.dstl.gov.uk for the Defence Science and Technology Laboratory (dstl) and www.ukho.gov.uk for the UK Hydrographic Office (UKHO).

3.4 The Navy Army and Air Force Institutes (NAAFI) and the Oil and Pipelines Agency are Public Corporations and are outside the Departmental Boundary.

Directorships and Significant Interests

3.5 Details of directorships and other significant interests held by Ministers are set out in The Register of Lords' Interests and The Register of Members' Financial Interests which are available on the UK Parliament website at: <http://www.publications.parliament.uk/pa/ld/ldreg.htm> for Ministers in the Lords and at: <http://www.publications.parliament.uk/pa/cm/cmregmem/contents.htm> for Ministers in the Commons.

3.6 In accordance with Cabinet Office guidance, MOD maintains a register of interest which records details of directorships and other significant interests held by senior managers in the Department. The Ministry of Defence Register of Interest is updated quarterly and a copy can be requested from HOCF-RegisterofInterest-mailbox@mod.uk.

3.7 Details of Related Party Transactions, including those arising as a result of the interests of Ministers or Defence Board members, are listed at Note 25 – Related Party Transactions. The MOD works closely with many organisations in the charitable sector, and this can include representation on governing bodies; for example, The Secretary of State for Defence is trustee of Greenwich Hospital. The Department provides information (which reflects the Charity Commission's guidance on conflicts of interest for charity trustees) to individuals who hold appointments in outside organisations where a conflict of interest might arise, or be perceived to arise.

Sickness Absence Data

3.8 Levels of sickness absence for civilian personnel employed by the Ministry of Defence, excluding Royal Fleet Auxiliary personnel and Locally Engaged Civilians, have fluctuated slightly throughout the year. The Department recorded 7.93 Average Working Days Lost (AWDL) per person for the 12 months ending 31 March 2015. This figure excludes DSG personnel for whom no complete data is available for the period due to the organisation's sale to Babcock. The MOD continues to review related policy and initiatives to ensure we proactively manage sickness absence and improve health and wellbeing at work. The highest causes of absence remain Mental health and Musculoskeletal disorders. This data has been processed according to Cabinet Office guidelines to allow more accurate comparison with Other Government Departments.

Personal Data Related Incidents

3.9 The following tables set out details of the Department's personal data related incidents during 2014-15. An incident is defined as a loss, unauthorised disclosure or insecure disposal of personal data. Protected personal data is

information that links an identifiable living person with information about them which, if released, would put the individual at risk of harm or distress. The definition includes sources of information that, because of the nature of the individuals or the nature, source or extent of the information, is treated as protected personal data by the Department.

Summary of Protected Personal Data Related Incidents Formally Reported to the Information Commissioners Office (ICO) in 2014-15

The Department's Chief Information Officer (CIO) has responsibility for setting strategy, policy and standards relating to information and for ensuring appropriate governance and monitoring. The CIO also oversees a risk-managed information assurance process.

Month of Incident	Nature of Incident	Nature of Data Involved	Number of People Potentially Affected	Notification Steps
March 2014	Incorrect disposal of documents leading to potential external disclosure	Mixed Personal - exact details not known	Not known	ICO informed in May 2014
Further action on information risk:		The Department will continue to monitor and assess its information risks in order to identify and address any weaknesses and ensure continuous improvement of its systems.		

Summary of Other Protected Personal Data Related Incidents 2014-15

Incidents deemed by the Data Controller not to fall within the criteria for reporting to the Information Commissioner's Office but recorded centrally within the Department are set out in the table below. Small, localised incidents are not recorded centrally and are not cited in these figures.

Category	Nature of Incident	Total
I	Loss of inadequately protected electronic equipment, devices or paper documents from secured Government premises.	1
II	Loss of inadequately protected electronic equipment, devices or paper documents from outside secured Government premises.	10
III	Insecure disposal of inadequately protected paper documents.	-
IV	Unauthorised disclosure.	36
V	Other.	3

Auditor

3.10 The financial statements of the Department (including DE&S (BTE)), five of its other ALBs (the National Army Museum, the National Museum of the Royal Navy, the RAF Museum, the Single Source Regulations Office and the Royal Hospital Chelsea) and the Armed Forces Pensions Scheme are audited by the Comptroller and Auditor General. The audit fees for this work are included at Note 5 to the accounts. The Department did not contract with its external auditor for any non-audit services.

Statement as to Disclosure of Information to Auditors

3.11 So far as I, the Accounting Officer, am aware, there is no relevant audit information of which the Department's auditors are unaware, and I have taken all the steps that I ought to have taken to make myself aware of any relevant audit information and to establish that the Department's auditors are aware of that information.

Jon Thompson
Accounting Officer
08 July 2015



Chapter 4:

Remuneration Report

Remuneration Report

Remuneration Policy

4.1 The Review Body on Senior Salaries (SSRB) provides independent advice to the Prime Minister and the Secretary of State for Defence on the remuneration of senior civil servants and senior officers of the Armed Forces.

4.2 The Review Body also advises the Prime Minister from time to time on the pay, pensions and allowances of Members of Parliament; on Peers' allowances; and on the pay, pensions and allowances of Ministers and others, whose pay is determined by the Ministerial and Other Salaries Act 1975 (as amended).

4.3 In reaching its recommendations, the Review Body has regard to the following considerations:

- the need to recruit, retain and motivate suitably able and qualified people to exercise their different responsibilities;
- regional/local variations in labour markets and their effects on the recruitment and retention of staff;
- Government policies for improving the public services including the requirement on departments to meet the output targets for the delivery of departmental services;
- the funds available to departments as set out in the Government's departmental expenditure limits; and
- the Government's inflation target.

4.4 The Review Body takes account of the evidence it receives about wider economic considerations and the affordability of its recommendations. Further information about the work of the Review Body can be found at www.ome.uk.com.

4.5 There is an established Departmental procedure for the appointment of all Non-Executive Board Members (NEBMs). This requires a transparent recruitment and selection process, with appointment on merit, thus mirroring the Civil Service Commissioners' Recruitment Principles for permanent employees to the Civil Service. NEBMs appointed to the Defence Board receive a Letter of Appointment setting out, amongst other things, details of the agreed remuneration which is in line with the Bank of England's non-executive Directors of Court and in accordance with the *Corporate governance in central government departments: Code of good practice 2011 – Guidance Note*. NEBMs have the option to waive their remuneration.

Performance and Reward

4.6 Salary and reward for Permanent Secretaries is considered annually by the Permanent Secretaries' Remuneration Committee and, in common with that for other members of the Senior Civil Service (SCS), is subject to the rules and regulations imposed by the SSRB and the Cabinet Office. For the SCS below Permanent Secretary level, MOD implements its own pay and non-consolidated award arrangements within the Cabinet Office framework through an agreed pay strategy. Any non-consolidated award is based on a judgement of how well an individual has performed against their peers and awards are made to individuals judged to have made the highest in-year contribution to MOD's business objectives. There is no restriction on the nature of the contribution; the only requirement is that it benefits the Department or Defence more widely. Recommendations for awards – which are considered by moderation committees – must be linked to demonstrable evidence of delivery.

4.7 The Department also employs a number of members of the SCS on Fixed Term Appointments. These individuals are externally recruited to fill specific roles where the Department does not already have the necessary skills in-house. They are employed on individual contracts which allow them a base salary and the opportunity to earn performance related awards, specifically linked to business and corporate objectives. They are expected to deliver substantial benefits to the Department both in terms of outputs, delivering change programmes and skills transfer. As with the rest of the SCS the awards paid to those on Fixed Term Appointments are non-consolidated and non-pensionable and are subject to rigorous scrutiny.

4.8 All senior (2-star and above) military officers (except for: the Chief of the Defence Staff (CDS), Legal Branch 2-star officers, medical and dental officers and those in the Chaplaincy branches) are paid under the Performance Management and Pay System (PMPS). Depending on their performance, time in rank and position on the pay scale, individuals can be awarded a single increment or no increment, and progress accordingly up the incremental pay scale for their rank. The average value of one incremental rise under the PMPS was 2.6% of salary in 2014-15 (2013-14: 2.6%).

4.9 Whilst Non-Executive remuneration is not directly linked to performance, in part to avoid any suggestion that an employee/employer relationship exists, NEBM performance is kept under review on at least an annual basis. The aim of the reviews, which are informal, is to consider the impact of individuals on the performance of the board, recognise the contribution of the NEBM and identify ways this could be improved, and provide feedback.

Senior Managers' Contracts

4.10 Recruitment into the Civil Service is regulated by The Constitutional Reform and Governance Act 2010 which established the Civil Service Commission and requires selection in accordance with Recruitment Principles, which require appointments to be on merit on the basis of fair and open competition, but also include the circumstances when appointments may otherwise be made. Further information about the work of the Civil Service Commission can be found at <http://www.civilservicecommission.org.uk/>

4.11 Unless otherwise stated below, the civilian officials covered by this report hold appointments which are open-ended. Early termination, other than for misconduct, would result in the individual receiving compensation as set out in the Civil Service Compensation Scheme.

4.12 The lead NEBM appointment to the Defence Board was approved by the Prime Minister from a list of candidates recommended by the Cabinet Office. The appointment was for an initial period of three years, which was extended for a further three years to September 2017.

4.13 NEBMs are not employees and, therefore, do not have a contractual relationship with the Department; they are appointees who receive a Letter of Appointment setting out their role, period of appointment, standards and details of remuneration.

4.14 The Chief of Defence Materiel was recruited on a four year fixed term appointment which has been extended for one year. Conditions covering termination of employment are set out in his contract of employment which requires the individual to provide notice of not less than 6 months. The contract also provides for the opportunity to earn a non-consolidated performance award.

4.15 The Chief of the Defence Staff and Vice Chief of the Defence Staff are appointed on the recommendation of the Secretary of State for Defence to the Prime Minister. Following the Prime Minister's agreement the final approval of the appointment lies with Her Majesty The Queen. Once selected the intention is that appointees hold the post for between 3 and 5 years.

Management

4.16 The following pages contain details of the pay, pensions and benefits-in-kind of individuals who served as Ministers or members of the Defence Board during the financial year. The disclosures cover only the periods individuals were Ministers or Board Members in the MOD i.e. if an individual moves Department during the year the disclosure covers only the remuneration earned to that date. The following pages also include details of pay multiples – the ratio between the highest paid Board member and the median remuneration of the workforce.

Ministerial Salaries, Allowances and Taxable Benefits

(This section has been subject to audit)

4.17 Ministers who had responsibility for the Department during the year were:

	2014-15				2013-14			
	Salary (£)	Benefits-in-kind (to the nearest £100)	Pension Benefits (to the nearest £1,000)*	Total (to the nearest £1,000)	Salary (£)	Benefits-in-kind (to the nearest £100)	Pension Benefits (to the nearest £1,000)*	Total (to the nearest £1,000)
Secretary of State for Defence								
The Rt Hon Michael Fallon MP (from 15 July 2014)	48,088	Nil	15,000	63,000	Nil	Nil	Nil	Nil
Full year equivalent salary	67,505							
The Rt Hon Philip Hammond MP** (to 14 July 2014)	19,417	Nil	7,000	27,000	68,169	Nil	25,000	93,000
Full year equivalent salary	67,505							
Minister of State for the Armed Forces								
The Rt Hon Mark Francois MP (from 7 October 2013)	31,680	Nil	11,000	43,000	32,344	Nil	16,000	49,000
Minister of State for Defence Personnel, Welfare and Veterans								
The Rt Hon Anna Soubry MP*** (from 15 July 2014)	29,004	Nil	10,000	39,000	11,148	Nil	4,000	15,000
Full year equivalent salary	31,680				23,039			
Parliamentary Under-Secretary of State and Minister for Reserves								
Julian Brazier MP† (from 15 July 2014)	15,939	Nil	Not Available	Not Available	Nil	Nil	Nil	Nil
Full year equivalent salary	22,375							
Parliamentary Under-Secretary of State and Minister for Defence Equipment, Support and Technology (including Defence Exports)								
Philip Dunne MP (from 5 September 2012)	22,375	Nil	Nil	22,000	23,039	Nil	Nil	23,000
Parliamentary Under-Secretary of State for Defence (Minister for International Security Strategy)								
Dr Andrew Murrison MP** (to 14 July 2014)	6,436	Nil	3,000	9,000	23,039	Nil	8,000	31,000
Full year equivalent salary	22,375							
Parliamentary Under-Secretary of State and The Lords Spokesperson on Defence								
The Rt Hon The Lord Astor of Hever DL (from 26 May 2010)	Nil	Nil	Nil	Nil	Nil	Nil	Nil	Nil

*The value of pension benefits accrued during the year is calculated as the real increase in pension multiplied by 20, plus the real increase in any lump sum less the contributions made by the individual. The real increase excludes increases due to inflation or any increases or decreases due to transfer of pension rights.

**The disclosures cover only the periods these individuals were Ministers in the MOD. The actual total salary paid by the Department (including the balance of pay for the month in which they transferred Departments) was: for Phillip Hammond £22,502 and for Dr Andrew Murrison £7,458.

*** Anna Soubry was appointed as Parliamentary Under-Secretary of State for Defence Personnel, Welfare and Veterans on 7 October 2013 and as Minister of State on 15 July 2014.

†The pension figures for Julian Brazier are not available and will be published in the 2015-16 accounts.

4.18 Ministers who, on leaving office, have not attained the age of 65 and are not appointed to a relevant Ministerial or other paid office within three weeks, are eligible for a tax free severance payment of one quarter of the annual salary being paid. No payments were made in 2014-15 (2013-14 – None).

Ministerial Salary

4.19 'Salary' includes: gross salary; reserved rights to London weighting or London allowances; recruitment and retention allowances; private office allowances; ex-gratia payments and any other allowance to the extent that it is subject to UK taxation.

4.20 In respect of Ministers in the House of Commons, the Department bears only the cost of the additional Ministerial remuneration; the salary for their services as an MP – £67,060 pa with effect from 1 April 2014 (£66,396 pa with effect from 1 April 2013) and various allowances to which they are entitled, are borne centrally. The arrangements for

Ministers in the House of Lords are different in that they do not receive a salary but rather an additional remuneration, which cannot be quantified separately from their Ministerial salaries. This total remuneration, as well as the allowances to which they are entitled, is paid by the Department and, if applicable would be shown in full above.

Ministers Benefits-in-Kind

4.21 The monetary value of benefits-in-kind covers any benefits provided by the Department and treated by HM Revenue and Customs as a taxable emolument.

Ministerial Pensions

(This section has been subject to audit)

4.22 The real increase in the value of the accrued pension compared to the 2013-14 value, is shown in *italics* (in bands of £2,500).

	Total Accrued Pension at Retirement as at 31 Mar 15 £000	CETV* at 31 Mar 14 or date of Appointment if Later £000	CETV* at 31 Mar 15 or on Cessation of Appointment if Earlier £000	Real Increase in CETV* £000
Secretary of State for Defence				
The Rt Hon Michael Fallon MP	0 - 5 <i>0 - 2.5</i>	70	93	13
The Rt Hon Philip Hammond MP	5 - 10 <i>0 - 2.5</i>	103	112	5
Minister of State for the Armed Forces				
The Rt Hon Mark Francois MP	0 - 5 <i>0 - 2.5</i>	32	44	5
Minister of State for Defence Personnel, Welfare and Veterans				
The Rt Hon Anna Soubry MP	0 - 5 <i>0 - 2.5</i>	14	26	7
Parliamentary Under-Secretary of State and Minister for Reserves Julian Brazier MP**	Not Available			
Parliamentary Under-Secretary of State and Minister for Defence Equipment, Support and Technology (including Defence Exports) Philip Dunne MP***	Nil	Nil	Nil	Nil
Parliamentary Under-Secretary of State for Defence (Minister for International Security Strategy) Dr Andrew Murrison MP	0 - 5 <i>0 - 2.5</i>	13	16	1
Parliamentary Under-Secretary of State and The Lords Spokesperson on Defence The Rt Hon The Lord Astor of Hever DL	Nil	Nil	Nil	Nil

*CETV – Cash Equivalent Transfer Value.

**The pension figures for Julian Brazier are not available and will be published in the 2015-16 accounts.

***Philip Dunne chose not to be covered by the Parliamentary Contributory Pension Fund (PCPF) during the reporting year.

4.23 Pension benefits for Ministers are provided by the PCPF. The scheme is made under statute (the regulations are set out in Statutory Instrument SI 1993 No 3253, as amended). Ministers who are Members of Parliament may also accrue an MP's pension under the PCPF; this pension is not included in the table above. The accrued pension quoted is the pension the Minister is entitled to receive when they reach the age of 65, or immediately on ceasing to be an active member of the scheme if they are already 65.

4.24 The accrual rate for benefits has been 1/40th since 15 July 2002 (or 5 July 2001 for those that chose to backdate the change). Ministers, in common with all other members of the PCPF, can opt for a 1/50th accrual rate and a lower rate of employee contribution. An additional 1/60th accrual rate option (backdated to 1 April 2008) was introduced from 1 January 2010.

4.25 Benefits for Ministers are payable at the same time as MPs' benefits become payable under the PCPF or, for those who are not MPs, on retirement from Ministerial office from age 65. Pensions are revalued annually in line with changes in Pensions Increase legislation. From 1 April 2015 members pay contributions between 8.4% and 17.9% depending on their level of seniority and chosen accrual rate. In line with reforms to other public service pension schemes, it is intended to reform the Ministerial pension Scheme in 2015. The new scheme will be a Career Average pension scheme, have an accrual rate of 1.775%, revaluation based on the change in prices, a Normal Pension age equal to State pension age and a member contribution rate of 11.1%.

Recent Ministerial Changes

4.26 As part of the post-election Government reshuffle, a number of Ministerial changes and changes to Ministers' responsibilities have been made. Details are available at: <https://www.gov.uk/government/organisations/ministry-of-defence>

Defence Board – Salaries, Allowances and Taxable Benefits-in-Kind

4.27 Chaired by the Secretary of State and including the Minister for the Armed Forces, the Defence Board is the main corporate board of the MOD. During the year the following served as members of the Defence Board. *(This section has been subject to audit)*

	2014-15				2013-14				Total £000	
	Salary £000	Annual Performance Award £000	Benefits-in- kind (to the nearest £100)**	Pension Benefits (to the nearest £1,000)*	Total £000	Salary £000	Annual Performance Award £000	Benefits-in- kind (to the nearest £100)		Pension Benefits (to the nearest £1,000)*
Secretary of State for Defence The Rt Hon Michael Fallon MP The Rt Hon Philip Hammond MP	See the Ministerial salaries, allowances benefits-in-kind, pension benefits and total remuneration table above									
Minister of State for the Armed Forces The Rt Hon Mark Francois MP	See the Ministerial salaries, allowances benefits-in-kind, pension benefits and total remuneration table above									
Permanent Under-Secretary of State Jonathan Thompson (from 3 September 2012)	180 – 185	15 – 20	Nil	49,000	245 – 250	180 – 185	Nil	Nil	43,000††	220 – 225
Chief of the Defence Staff General Sir Nicholas Houghton GCB CBE ADC Gen (from 18 July 2013) <i>Full year equivalent salary</i>	245 – 250	Nil	65,000	58,000	365 – 370	185-190 240 – 245	Nil	50,000****	361,000	600 – 605
Vice Chief of the Defence Staff Air Chief Marshal Sir Stuart Peach KCB CBE ADC BA MPhil DLitt FRAeS RAF (from 10 May 2013) <i>Full year equivalent salary</i>	185 – 190	Nil	54,100	38,000	275 – 280	160 – 165 175 – 180	Nil	46,800***	(25,000)	180 – 185

	2014-15					2013-14				
	Salary £000	Annual Performance Award £000	Benefits-in- kind (to the nearest £100)**	Pension Benefits (to the nearest £1,000)*	Total £000	Salary £000	Annual Performance Award £000	Benefits-in- kind (to the nearest £100)	Pension Benefits (to the nearest £1,000)*	Total £000
Chief of Defence Materiel										
Sir Bernard Gray (from 4 January 2011)	220 - 225	45 - 50	23,800	83,000	375 - 380	220 - 225	45 - 50	26,200†	84,000††	380 - 385
Director General Finance										
Louise Tulett CBE (from 16 March 2015) <i>Full year equivalent salary</i>	0 - 5 105 - 110	Nil	Nil	3,000	5 - 10	Nil	Nil	Nil	Nil	Nil
David Williams (to 15 March 2015) <i>Full year equivalent salary</i>	125 - 130 130 - 135	10 - 15	Nil	37,000	175 - 180	130 - 135	5 - 10	Nil	223,000††	360 - 365
Non-Executive Board Members										
Sir Gerry Grimstone*** (from 15 September 2011)	Nil	Nil	Nil	Nil	Nil	Nil	Nil	Nil	Nil	Nil
Graham Williams (from 21 December 2011)	15 - 20	Nil	Nil	Nil	15 - 20	15 - 20	Nil	Nil	Nil	15 - 20
Paul Skinner CBE*** (from 1 September 2014)	Nil	Nil	Nil	Nil	Nil	Nil	Nil	Nil	Nil	Nil
Danuta Gray*** (from 1 February 2015)	Nil	Nil	Nil	Nil	Nil	Nil	Nil	Nil	Nil	Nil

*The value of pension benefits accrued during the year is calculated as the real increase in pension multiplied by 20, plus the real increase in any lump sum less the contributions made by the individual. The real increase excludes increases due to inflation or any increases or decreases due to transfer of pension rights.

**Where the current year's benefit-in-kind includes an element for the private use of official cars the figures are estimated. The agreement process with HMRC concludes after publication of the accounts and any necessary restatement of the amounts and any necessary restatement of the amounts is published in the following year's accounts with changes indicated by a †.

***Sir Gerry Grimstone and Paul Skinner have elected to waive the £15,000 fee to which they are entitled. Danuta Gray has elected to waive fees due for 2014-15.

††The 2013-14 benefit in kind for the private use of official cars has been re-stated due to a change in the method of calculation. These revised figures are subject to agreement with HMRC.

† Civilian pension benefits have been recalculated due to changes in inflation factors.

Defence Board Salary

4.28 Salary includes gross salary, taxable allowances and payment in lieu of untaken leave (if applicable). Any annual performance award paid is shown separately and is in respect of amounts paid in 2014-15 but based on performance in an assessment period ended prior to the start of the financial year. The payment of business expenses e.g. travel costs incurred on duty, is not part of salary and is not disclosed above.

Defence Board Benefits-in-Kind

4.29 For civilian members of the Board the figures for benefits-in-kind represent the taxable benefit attributed to individuals where an official car is available for private use (the benefit accrues even if the individual chooses not to make use of the car). For military Board members the figures disclosed as benefits-in-kind combine the taxable value in respect of their occupation of official residences and the value attributed to individuals for their private use of official cars. For the disclosed benefits-in-kind the Department has arrangements under which MOD pays the tax liability that would normally be paid by the individual; this liability is included in the figures quoted.

Pay Multiples

(This section has been subject to audit)

4.30 The following table contains details of pay multiples – the ratio between the highest paid Board member and the median remuneration of the remaining workforce. Remuneration of the highest paid directors is based on annual equivalents, improving comparability from year to year where, for example, individuals serve for part of a year. A separate multiple has been calculated for the Armed Forces – comparing the Chief of the Defence Staff to the military pay median. The civilian multiple uses a median based on civil service pay i.e. it excludes staff who are paid under arrangements outside the Department's control, for example: medical personnel, fire fighters, police and teachers; it also excludes locally employed civilians overseas and agency staff covering permanent posts.

	2014-15	2013-14
Mid point of the £5,000 band for the annual equivalent remuneration of the highest earning military Board member in the table above.	£312,500	£302,500*
Median total remuneration of Armed Forces personnel	£33,130	£31,689
Ratio	9.4	9.5*
Mid point of the £5,000 band for the annual equivalent remuneration of the highest earning civilian Board member in the table above.	£297,500	£297,500
Median total remuneration of civilian staff	£28,285	£27,551
Ratio	10.5	10.8

*The benefit-in-kind attributable to the highest paid military director has been restated resulting in a change to the mid-point figure and therefore the ratio.

4.31 The military pay ratio has decreased due to the increase in the median of the rest of the Armed Forces. The decrease in the ratio has been partially offset by the increase in the mid-point figure for the highest paid military board member.

4.32 The civilian pay ratio has decreased due to a higher proportion of civilians in higher grades resulting in a higher median.

4.33 In 2014-15 the remuneration of civilian employees ranged from £15,468 to £272,490 and no (2013-14, none) civilian employees received remuneration in excess of the highest paid director.

Defence Board – Pension Benefits

(This section has been subject to audit)

4.34 Pension benefits for individuals who served on the Defence Board are set out below. The real increase in the pension, from 2013-14, and where applicable the real increase in the lump sum payment, are shown in *italics*.

	Total Accrued Pension at Retirement as at 31 Mar 15 £000	CETV at 31 Mar 14 or date of Appointment if Later £000	CETV at 31 Mar 15 or on Cessation of Appointment if Earlier £000	Real Increase in CETV £000
Secretary of State for Defence The Rt Hon Philip Hammond MP	See the Ministerial pensions table above			
The Rt Hon Michael Fallon MP				
Minister of State for the Armed Forces The Rt Hon Mark Francois MP	See the Ministerial pensions table above			
Permanent Under-Secretary of State Jonathan Thompson	Pension 45 - 50 <i>2.5 - 5</i> Lump Sum Nil	613	685	33
Chief of the Defence Staff General Sir Nicholas Houghton GCB CBE ADC Gen	Pension 140 - 145 <i>2.5 - 5</i> Lump Sum 420 - 425 <i>7.5 - 10</i>	3,526*	3,717	94
Vice Chief of the Defence Staff Air Chief Marshal Sir Stuart Peach KCB CBE ADC BA MPhil DLitt FRAeS RAF	Pension 90 - 95 <i>0 - 2.5</i> Lump Sum 275 - 280 <i>2.5 - 5</i>	2,246*	2,369	60
Chief of Defence Materiel Sir Bernard Gray	Pension 20 - 25 <i>5 - 7.5</i> Lump Sum Nil	217	294	47
Director General Finance Louise Tulett CBE (from 16 March 2015)	Pension 15 - 20 <i>0 - 2.5</i> Lump Sum 50 - 55 <i>0 - 2.5</i>	342	345	2
David Williams (to 15 March 2015)	Pension 40 - 45 <i>0 - 2.5</i> Lump Sum 120 - 125 <i>5 - 7.5</i>	568	621	22
Non-Executive Board Members				
Sir Gerry Grimstone	N/A	N/A	N/A	N/A
Graham Williams	N/A	N/A	N/A	N/A
Paul Skinner CBE	N/A	N/A	N/A	N/A
Danuta Gray	N/A	N/A	N/A	N/A

* The factors used to calculate the CETV at the start of the year were updated resulting in revised figures to those published last year

Civil Service Pensions

4.35 Pension benefits are provided through the Civil Service pension arrangements. From 30 July 2007, civil servants may be in one of four defined benefit schemes; either a 'final salary' scheme (classic, premium, or classic plus) or a 'whole career' scheme (nuvos). Classic, premium and classic plus are now closed to new members. These statutory arrangements are unfunded with the cost of benefits met by monies voted by Parliament each year. Pensions payable under nuvos, classic, premium, and classic plus are increased annually in line with Pensions Increase legislation. Members joining from October 2002 may opt for either the appropriate defined benefit arrangement or a 'money purchase' stakeholder pension with an employer contribution (partnership pension account). The accrued pensions quoted above are the pensions the members are entitled to receive when they reach 60 (nuvos 65), or immediately on ceasing to be an active member of the scheme if they are already 60 (nuvos 65).

4.36 Employee contributions are salary related and range between 1.5% and 6.85% of pensionable earnings for classic and 3.5% and 8.85% for premium, classic plus and nuvos. Employer contributions are calculated using four percentage rates (16.7%, 18.8%, 21.8% and 24.3%) of pensionable pay, based on four salary bands. Employer contributions are reviewed by the Schemes' actuary and as a result of the latest review the 2015-16 salary bands were revised and the percentage rates will be 20%, 20.9%, 22.1%, and 24.5% from 1 April 2015. Benefits in classic accrue at the rate of 1/80th of final pensionable earnings for each year of service; in addition, a lump sum equivalent to three years' initial pension is payable on retirement. For premium, benefits accrue at the rate of 1/60th of final pensionable earnings for each year of service; unlike classic, there is no automatic lump sum. Classic plus is essentially a hybrid with benefits in respect of service before 1 October 2002 calculated broadly as per classic and benefits for service from October 2002 calculated as in premium. In nuvos a member builds up a pension based on pensionable earnings during their period of scheme membership. At the end of the scheme year (31 March) the member's earned pension account is credited with 2.3% of their pensionable earnings in that scheme year and the accrued pension is uprated in line with Pensions Increase legislation. In all cases members may opt to give up (commute) pension for a lump sum up to the limits set by the Finance Act 2004.

4.37 The partnership pension account is a stakeholder pension arrangement. The employer

makes a basic contribution, depending on the age of the member, of between 3% and 12.5% (from 1 October 2015 between 8% and 14.75%) into a stakeholder pension product chosen by the employee from a panel of three providers. The employee does not have to contribute but, where they do make contributions, the employer will match these up to a limit of 3% of pensionable salary (in addition to the employer's basic contribution). Employers also contribute a further 0.8% of pensionable salary to cover the cost of centrally-provided risk benefit cover (death in service and ill health retirement).

4.38 Further details about the Civil Service pension arrangements can be found at the website www.civilservice.gov.uk/pensions. New Career Average pension arrangements will be introduced from 1 April 2015 and the majority of classic, premium, classic plus and nuvos members will join the new scheme. Further details of this new scheme are available at: <http://www.civilservicepensionscheme.org.uk/members/the-new-pension-scheme-alpha/>

Armed Forces Pension Scheme (AFPS)

4.39 From 6 April 2005, the Armed Forces Pension Scheme known as AFPS 05 was introduced for all new members of the Armed Forces; those in service before this date have been given the opportunity to transfer, from AFPS 75, to the new scheme. Both schemes are defined benefit, salary-related, contracted out, occupational pension schemes. The AFPS is non-contributory for members; the cost of accruing benefits are met by the employer at rates of 42.6% for Officers and 30.6% for Other Ranks of pensionable pay for Regular personnel. These rates will change to 53.4% for Officers and 52% for Other Ranks from 1 April 2015. Members are entitled to a taxable pension for life and a tax-free pension lump sum if they leave the Armed Forces at or beyond either the Early Departure Point or the Immediate Pension Point. A scheme member leaving before these points, is entitled to a preserved pension and related lump sum.

4.40 Further details about Armed Forces Pensions can be found at the website <https://www.gov.uk/pensions-and-compensation-for-veterans>

Cash Equivalent Transfer Value

4.41 A Cash Equivalent Transfer Value (CETV) is the actuarially-assessed capitalised value of the pension scheme benefits accrued by a member at a particular point in time. The benefits valued are the member's accrued benefits and any contingent spouse's pension payable from the scheme. A CETV is a payment made by a pension scheme or arrangement to secure pension benefits in another pension scheme or arrangement when the member leaves a scheme and chooses to transfer the benefits accrued in their former scheme. The pension figures shown relate to the benefits that the individual has accrued as a consequence of their total membership of the pension scheme, not just their service in a senior capacity to which disclosure applies. For the senior civil servants and military members of the Defence Board the figures include the value of any pension benefit in another scheme or arrangement which the individual has transferred to the AFPS or Civil Service pension arrangements. They also include any additional pension benefit accrued to the member as a result of their purchasing additional pension benefits at their own cost. CETVs are calculated in accordance with the Occupational Pension Schemes (Transfer Values) (Amendment) Regulations 2008 and do not take account of any actual or potential reduction to benefits resulting from Lifetime Allowance Tax which may be due when pension benefits are taken.

Real Increase in CETV

4.42 This reflects the increase in CETV that is funded by the employer. It does not include the increase in accrued pension due to inflation or contributions paid by the employee (including the value of any benefits transferred from another pension scheme or arrangement) and uses common market valuation factors for the start and end of the period.

Jon Thompson

Accounting Officer

08 July 2015

Chapter 5:

Governance Statement

Statement of Accounting Officer's Responsibilities

Under the Government Resources and Accounts Act 2000 (the GRAA), HM Treasury has directed the Ministry of Defence to prepare, for each financial year, consolidated resource accounts detailing the resources acquired, held or disposed of and the use of resources, during the year by the Department (inclusive of its executive agencies) and its sponsored Non-Departmental and other arms-length bodies designated by order made under the GRAA by Statutory Instrument 2014 No. 3314 (together known as the 'Departmental Group', consisting of the Department and sponsored bodies listed at Note 27 to the accounts). The accounts are prepared on an accruals basis and must give a true and fair view of the state of affairs of the Department and the Departmental Group and of the net resource outturn, application of resources, changes in taxpayers' equity and cash flows of the Departmental Group for the financial year.

In preparing the accounts, the Accounting Officer of the Department is required to comply with

the requirements of the *Government Financial Reporting Manual* and in particular to:

- observe the Accounts Direction issued by the Treasury, including the relevant accounting and disclosure requirements, and apply suitable accounting policies on a consistent basis;
- ensure that the Department has in place appropriate and reliable systems and procedures to carry out the consolidation process;
- make judgements and estimates on a reasonable basis, including those judgements involved in consolidating the accounting information provided by Non-Departmental and other arms-length bodies;
- state whether applicable accounting standards as set out in the *Government Financial Reporting Manual* have been followed, and disclose and explain any material departures in the accounts; and
- prepare the accounts on a going concern basis.

HM Treasury has appointed Jonathan Thompson, Permanent Under-Secretary (PUS) as Accounting Officer of the Ministry of Defence. The Accounting Officer of the Department has appointed some Chief Executives of its sponsored Non-Departmental and other arms-length bodies as Accounting Officers of those bodies. The Accounting Officer of the Department is responsible for ensuring that appropriate systems and controls are in place to ensure that any grants that the Department makes to its sponsored bodies are applied for the purposes intended and that such expenditure and the other income and expenditure of the sponsored bodies are properly accounted for, for the purposes of consolidation within the resource accounts. Under their terms of appointment, the Accounting Officers of the sponsored bodies are accountable for the use, including the regularity and propriety, of the grants received and the other income and expenditure of the sponsored bodies. The responsibilities of an Accounting Officer, including responsibility for the propriety and regularity of the public finances for which the Accounting Officer is answerable, for keeping proper records and for safeguarding the assets of the Department or Non-Departmental and other arms-length bodies for which the Accounting Officer is responsible, are set out in *Managing Public Money* published by HM Treasury.

Governance Statement

1. Introduction

This Governance Statement represents my assurance to Parliament that, as Accounting Officer, I am satisfied that the Department's system of internal control is effective.

I delegate responsibilities within the MOD to control the Department's business and meet the standards required by the relevant regulatory authorities. The systems used to do this give me insight into the business of the Department and its use of resources, and allow the Defence Board to make informed decisions about progress against Departmental objectives, and if necessary to steer performance back on track.

In implementing the recommendations of Lord Levene, the Department has undergone significant internal change since 2011. As previously reported, this has improved the Department's governance and risk management frameworks and management information systems. In recognition of this improvement, on

1 April 2014 I increased the delegations to the Top-Level Budget (TLB) Holders to include commitments to spend on equipment and support up to £250M. On the same date, HM Treasury increased the delegation to MOD to £600M, which I sub-delegate to the Director General Finance, specifically to set the financial delegation framework, but also as Chair of the Investment Approval Sub-Committee of the main Defence Board.

The Armed Forces

Command and administration of the Armed Forces is vested by Letters Patent in the Defence Council, chaired by the Secretary of State for Defence, and beneath that in the three Service Boards, each chaired by a Minister. Membership of the Defence Council comprises all Defence Ministers, the executive members of the Defence Board (DB) – that is the Permanent Under-Secretary (PUS), the Chief of the Defence Staff (CDS), the Vice-Chief of Defence Staff (VCDS), the Chief of Defence Materiel (CDM), and the Director General Finance (DG Finance) – together with the Chief of the Naval Staff (CNS), the Chief of the General Staff (CGS), the Chief of the Air Staff (CAS), and the Chief Scientific Advisor (CSA).

CDS is the professional head of the Armed Forces and principal military adviser to the Secretary of State and the government. His responsibilities include:

- leading defence (with me, the PUS);
- setting strategy for defence, including the future development of the Armed Forces (together with me, PUS and subject to Ministers' direction);
- the conduct of current operations (as strategic commander); and
- leading relationships with other countries' Armed Forces.

The Chiefs of Staff meetings are the principal means through which CDS gathers the collective military advice of the Service Chiefs. The Armed Forces Committee is the senior executive committee of the Armed Forces and assists CDS in leading and directing the Armed Forces.

The individual Service Chiefs also advise CDS, the Secretary of State, and when required the Prime Minister on the operational employment of the forces for which they are responsible.

2. Governance Framework

Organisational structure

The core financial structure of the department during 2014-15 comprised the six Top-Level Budget (TLB) organisations:

- Navy Command
- Army Command
- Air Command
- Joint Forces Command
- Defence Infrastructure Organisation
- Head Office and Corporate Services

and the Defence Equipment and Support organisation, which became an arms-length body on 1 April 2014. Between them, these seven organisations deliver the Department's principal outputs.

Each TLB organisation is headed by a TLB Holder, who operates within a framework of responsibilities delegated by me. To assist me in assessing the adequacy of control arrangements across the Department,

they each submit an annual statement of assurance, endorsed by their Management Board and in most cases by their Audit Committee.

In addition, the Defence Departmental Group, under Managing Public Money, includes a number of other arms-length bodies and Trading Funds (see below).

Changes during the year

There were important changes to the organisational bodies within the Defence Departmental Group during the reporting year.

The principal change was the transition of the Defence Equipment and Support (DE&S) organisation to become an arms-length body of the MOD on 1 April 2014. As set out in its Framework Document¹⁶, the DE&S is a Bespoke Trading Entity¹⁷, which is a unique business model in Government that has been tailored to allow it to deliver cost-effectively the Department's ten-year equipment and support plans to their customers. Strategic governance is provided by the Owner's Council, chaired by the Minister for Defence Procurement; and by the DE&S Board, under the chairmanship of a lead Non-Executive Director, and four other NEDs, together with me, who provides a forum for independent, non-executive support and constructive challenge to CDM and his top executive team.

The DE&S Executive Board comprises CDM as Chief Executive, Director General Resources as Chief Finance Officer, and the Director General Commercial along with the Chiefs of Materiel for Fleet, Land, Air, and Joint Enablers, who lead the delivery of the programme in their respective areas. The Executive Board supports and advises CDM in the discharge of his delegations and responsibilities, to ensure the DE&S delivers its purpose to equip and support the UK's Armed Forces for operations now and in the future.

The other main status changes were:

- on 16 December 2014, the Department agreed to sell its interests in the Defence Support Group (DSG) to Babcock, who assumed operational responsibility on 1 April 2015, transferring 1982 civil servants under TUPE arrangements. The electronic component element of the business (Defence Electronic and Components Agency) has been retained and was brought back on-vote on 1 April 2015, resulting in 431 civil servants being back on-vote;
- on 14 July 2014, following the passing of the Defence Reform Act 2014 and Parliamentary approval of new Single Source Contract Regulations, the Single Source Regulations Office was established as an Executive Non-Departmental Public Body, sponsored by the MOD employing between 30 – 50 staff. Its principal aim is to ensure that the UK taxpayer receives value for money against single source contracts let on behalf of Defence, and
- on 23 February 2015, Leidos Europe Limited was announced as the preferred bidder to deliver Logistics & Commodities Services to Defence. In April 2015, the TU consultation document was released detailing the TUPE arrangements for the transfer of c.1600 MOD civilians to the new owner. This is followed by a three month consultation period leading to a planned employee transfer date of 1 August 2015.

Other important internal changes were:

- on 1 April 2014, the Service Personnel and Veterans Agency (SPVA), which administers the Armed Forces Pension Scheme and the Armed Forces Compensation Scheme, was incorporated into the Defence Business Services organisation. Payments to eligible individuals under the Armed Forces Pension Scheme and Armed Forces Compensation Scheme fall outside the Departmental Accounting Boundary and have separate, published Annual Accounts for which I am also the Accounting Officer. The administration costs of both schemes and employer's contributions are within the scope of the Departmental Accounting Boundary and fall within the Head Office and Corporate Services TLB;
- a competition was held to introduce a strategic business partner for the Defence Infrastructure Organisation (DIO), to design and deliver a range of facilities in both its property and operational portfolio. The selected consortium, led by Capita and URS, began work on 1 September 2014, and

¹⁶ https://www.gov.uk/government/uploads/system/uploads/attachment_data/file/311029/20140513-des-framework-document-v1-May-2014.pdf

¹⁷ *Managing Public Money* (2013), Chapter-7.

- on 3 March 2015, Solent Gateway was announced as the preferred bidder to manage and develop the potential of the Marchwood Sea Mounting Centre.

Subsequent changes

There have also been some significant changes since the reporting year ended:

- on 1 April 2015, the Military Aviation Authority and the Defence Safety Environment Authority merged to form the Defence Safety Authority, giving a single MOD focus for Health, Safety and Environmental protection;
- on 30 April 2015, the Department completed the sale of its interests in the Government Pipeline and Storage System (GPSS) to Compañía Logística de Hidrocarburos, with 72 GPSS employees transferring under TUPE arrangements to work for the new owners. The Department has retained ownership of the six UK Oil Fuel Depots, which will continue to be operated and maintained by the residual Oil and Pipelines Agency; and
- in April 2015, the decision was taken that when the SERCO contract for the management of Defence Business Services comes to an end in March 2016, management responsibility will be brought back in-house.

Arms-length bodies

The Department is responsible for: the Defence Equipment and Support organisation; four Executive Non-Departmental Public Bodies (NDPBs); three Trading Fund Agencies; and one Public Corporation.

- The Defence Equipment and Support (DE&S) organisation became an arms-length body of the MOD on 1 April 2014. The DE&S Owner's Council is chaired by the Minister for Defence Procurement. The DE&S Board is chaired by a lead Non-Executive Director, alongside four Non-Executive colleagues, PUS, CDM, DG Resources and DCDS (Mil Cap). The DE&S is headed by the Chief of Defence Materiel, under a Chief Executive Letter of Delegation as Accounting Officer and a Letter of Authority from me. Under its new status, the CDM will produce for the first time this year a Governance Statement for the DE&S's own Annual Report and Accounts.
- The four Executive NDPBs – the National Museum of the Royal Navy, the National Army Museum, the Royal Air Force Museum, and the Single Source Regulations Office¹⁸ – are sponsored by the Department and fall within the Departmental Accounting Boundary. They each operate within a financial memorandum agreed between their respective Boards and the MOD.
- The three MOD Trading Funds – The Defence Science and Technology Laboratory (Dstl), the UK Hydrographic Office, and the Defence Support Group¹⁹ – fall outside the Departmental Accounting Boundary and their Chief Executives are Accounting Officers in their own right. Given their close integration into the MOD's business, potential impact on MOD outputs, and their extensive use of Departmental personnel and assets, their Chief Executives prepare Governance Statements for their Annual Accounts. Representatives from Head Office are members of their Audit Committees. In addition, a Departmental representative sits on the Trading Funds' Management Boards. Ministers, supported by an Owner's Council²⁰, are responsible for setting the Trading Funds' top-level objectives, approving major business decisions including their Corporate Plans, and setting annual key targets. The respective Audit Committee of each Trading Fund provides the Board and Accounting Officer with an Annual Report, which covers activity through-out the year and highlights any control risks and weaknesses found.
- The Public Corporation – the Oil and Pipelines Agency (OPA), which *inter alia* manages the Government Pipeline and Storage System (GPSS)²¹ – is also sponsored by the Department, but this falls outside the Departmental Accounting Boundary and its Annual Accounts are published separately. The Public Corporation has a Board of Directors on which the MOD is represented. The Accounting Officer is

¹⁸ The Single Source Regulations Office was formed on 18 December 2014, see above.

¹⁹ The Defence Support Group ceased to exist as a Trading Fund on 31 March 2015, see above.

²⁰ The Defence Support Group had an Owner's Advisory Council.

²¹ The Department has now sold its interest in the Government Pipeline and Storage System, see above.

their Chief Executive, who provides me with an annual assurance statement detailing the governance framework and internal control issues.

Defence Authorities

I have appointed 18 senior individuals as Defence Authorities, who are authorised to issue general direction concerning a specific aspect of the defence operating model – for example, human resources, procurement, IT, finance, health services, logistics, and security. Their remit is articulated in a Defence Directive in each case. Defence Authorities are accountable for the associated policies, processes, and internal controls and for ensuring that these are designed on a coherent and consistent basis and to a consistent standard across Defence, in order to manage corporate-wide risks and support effective delivery of Defence outputs. They are also responsible for monitoring performance and compliance across the whole organisation in respect of their areas of responsibility, including against relevant legislation and other external requirements, and for monitoring operating risks and escalating significant risks to the corporate-level risk system as necessary. As part of this, each Defence Authority is required to provide me with an annual assurance report. In parallel, Defence Authorities are responsible for the ongoing development and improvement of related functions and services, including the efficiency, effectiveness, and coherence of the underpinning processes. The Defence Authority structure for 2014-15 is listed in the table below.

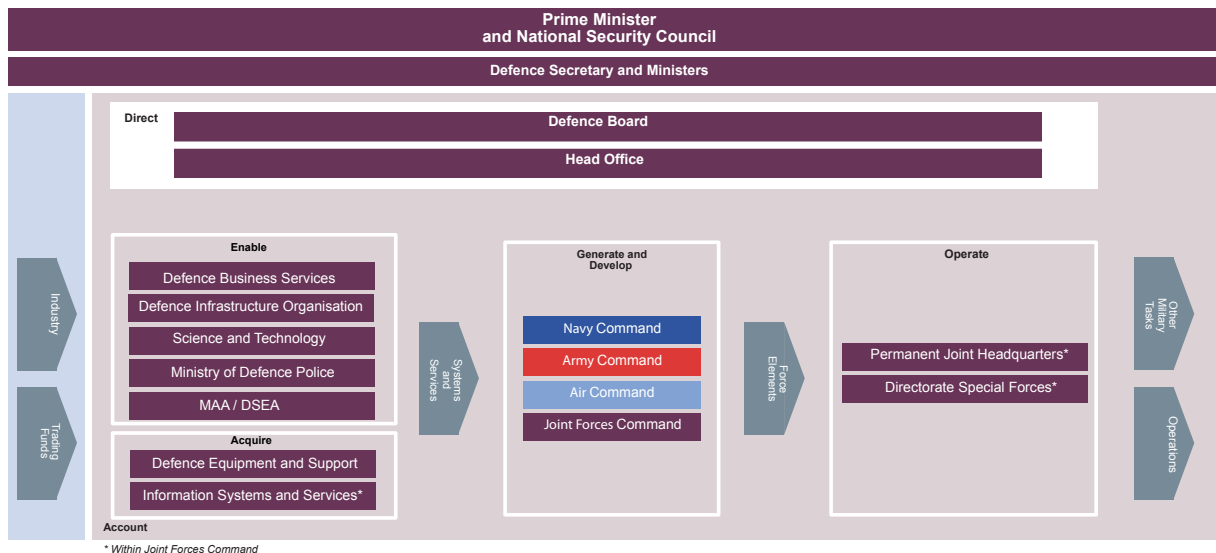
Function	Defence Authority
Acquisition System	Director General Head Office & Commissioning Services
Business Resilience	Director Business Resilience
Capability Coherence	Deputy Chief of Defence Staff (Military Capability)
Commercial	Director Commercial
Communications	Director Defence Communications
Corporate Design	Director Corporate Strategy
Cyber & C4ISR	Chief of Defence Intelligence
Financial Management & Approvals	Director General Finance
Health, Safety & Environmental Protection	Director Safety and Environment Authority*
Healthcare & Medical	Surgeon General
Information	Chief Information Officer
Logistics	Chief Executive of DE&S, supported by Assistant Chief of Defence Staff (Logistics Operations)
Operations	Assistant Chief of Defence Staff (Operations)
People	Chief of Defence Personnel
Public & Parliamentary Accountability	Secretary of State's Chief Of Staff
Security	Director Business Resilience
Statistics	Chief Statistician
Technical & Quality Assurance	DE&S Technical Director

* On 1 April 2015, the new Defence Safety Authority was established, headed by the Director-General Safety, under a charter from the Secretary of State.

The Defence Operating Model

The Defence Operating Model was initially introduced on 1 April 2013 and became fully operational on 1 April 2014. This is set out in more detail in the How Defence Works publication²² and summarised in the diagram below.

²² <https://www.gov.uk/government/publications/the-new-operating-model-how-defence-works>



Quality Assurance of Analytical Models

As required by the MacPherson Review, our Governance Statement must confirm that we have an appropriate quality assurance framework for analytical models. As part of our annual assurance process we have asked the TLBs and Defence Authorities to confirm their quality assurance arrangements.

The Department has well established arrangements and we have continued to test and build on these in the last year. Notable progress includes:

- last July, we published a list of our 83 business critical models - making MOD a lead Department in responding to this suggestion of the MacPherson Review;
- in March, HM Treasury published their progress report on implementation - MOD was an active participant and our Cost Analysis and Assurance Service was given as an exemplar organisation; and
- in March, HM Treasury also published the *'Aqua Book: guidance on producing quality analysis for government'* – as acknowledged in the document itself, MOD staff were major contributors and ensured the rest of government benefits from our expertise.

This year, two independent reviews of our implementation (by the Defence Science Advisory Council and Defence Internal Audit) were undertaken. The Defence Internal Audit report has provided substantial assurance and confirmed that the Department has made good progress in implementing the recommendations of the MacPherson review and that there is now a clear focus on Quality Assurance. A number of recommendations were made by both the reviews to strengthen our current arrangements and these are being implemented.

3. The Defence Board

The Defence Board, chaired by the Secretary of State, is the senior corporate decision-making body in Defence for non-operational matters. It provides top-level leadership and direction in managing Defence with its main focus on strategy and plans for generating military forces, performance against those plans, and risk. It meets every month (except August) and considers a range of topics, as well as reviewing key performance indicators and resources at each meeting and risks quarterly. The Defence Board met eleven times during 2014-15, all members were in attendance with the exception of one meeting which took place without VCDS.

Members of the Defence Board during 2014-15

Rt Hon Phillip Hammond MP	Secretary of State for Defence (up to 14/07/14)
Rt Hon Michael Fallon MP	Secretary of State for Defence (wef 15/07/14)
Rt Hon Mark Francois MP	Minister of State for the Armed Forces*
Jonathan Thompson	Permanent Under-Secretary
Gen Sir Nicholas Houghton	Chief of the Defence Staff
Air Chief Marshal Sir Stuart Peach	Vice Chief of the Defence Staff
David Williams	Director General Finance (up to 15/03/15)
Louise Tulett	Director General Finance (wef 16/03/15)
Bernard Gray	Chief of Defence Materiel
Sir Gerry Grimstone	Lead Non-Executive Board Member
Graham Williams	Non-Executive Board Member
Paul Skinner	Non-Executive Board Member (wef 30/09/14)
Danuta Gray	Non-Executive Board Member (wef 17/03/15)

* The Minister of State deputises when the Secretary of State is not present. Since May 2015, the Minister of State for Defence Procurement, Phillip Dunne MP, has been the second Ministerial member of the Defence Board.

The Defence Board is supported by three sub-committees (see section 5 below).

4. The Board's Performance

Report on Board Effectiveness by the Lead Non-Executive Board Member

This is my fourth statement for the Departmental Annual Report since my appointment as the Lead Non-Executive for Defence in September 2011.

The Defence Board met formally on 11 occasions during the Financial Year, devoting time to the consideration of a wide range of strategic issues. It continues to be ably chaired by the Defence Secretary, and it sits at the centre of decision taking within the Department. The capability of the Board has been enhanced by the appointment of two further Non-Executive Members, Paul Skinner, who is also the chair of the DE&S organisation, and Danuta Gray, who will also chair the People Committee. Keeping to a balanced budget whilst delivering state-of-the-art military capability remained a key priority for the Board. Our role is to help ensure that the defence of the United Kingdom and our ability to project power as and when required by the National Security Council are in good shape, now and into the future.

The management of risk has been a particular focus for the Board this reporting year and it agreed to and approved a new risk framework which better aligns the key risks across the Department to allow for common themes to be easily identified and for a coordinated approach to be applied. It has also agreed its role in risk management and to the appointment of a MOD Chief Risk Officer to champion risk management activities and behaviours.

In addition to our regular work reviewing the delivery of capability and the operations of the Department, some of the subjects considered by the Board during the year included: Defence workforce challenges and specifically how to address the shortage of key skills within Defence, including engaging and being clear that a fundamental strategic shift was necessary on the Department's approach to people; the Annual Budgeting Cycle 15 and the importance of operating and delivering within the stipulated financial envelope; Health, Safety and Environmental Protection; the Defence Nuclear Programme; cyber security; and diversity and inclusion. It also considered and agreed PUS' approach to improving corporate governance within the Department. The Board's Away Day in November considered, in the context of the next Strategic Defence and Security Review (SDSR), the key issues that would need to be addressed, with the Board recently deciding to take monthly updates on developments in this area as the Review approached, and given its strategic importance.

The standard of Management Information and the quality of papers received by the Board continued to improve, and served to focus our attention on key issues, and speed up our decision-making. Corporate governance has been strengthened further throughout with the introduction of portfolio management where those responsible for equipment delivery, business change, or Science and Technology, for example, are held to account in much the same way as the TLBs. The Holding-to-Account process has also been extended to include Defence Authorities, in their capacity as leads for MOD corporate policy in their specific areas of Defence activity. It is important for these areas to deliver on their areas of responsibilities and for them to be held to account for their outputs. The Department currently has 18 Defence Authorities.

The Board has three sub-committees, chaired by members of the Defence Board: Investment Approvals, Audit, and People. The Board receives a report at each meeting from the chair of each committee. The Investment Approvals committee, chaired by the Director General Finance, is responsible for scrutinising and advising on all major investment decisions, and continues to provide timely and robust challenge. It is now supported by the Joint Requirements Oversight Committee (JROC), chaired by the Vice Chief of the Defence Staff, which has been set up to provide additional scrutiny and strongly challenge new capability requirements. The Audit Committee has had another good year under the chairmanship of Graham Williams. The Committee has continued to focus primarily on Defence's assurance processes, including the Holding to Account, internal audit and the Defence Board's strategic risk framework, conducting another thorough programme of work to support the Governance Statement that you will see elsewhere in the report. It has also taken on the role of providing assurance for the Armed Forces Pension Schemes (AFPS) Accounts. The People Committee did not meet this reporting year. With the appointment of Danuta Gray as chair, the intention is to reinvigorate the People Committee to play a more active role in the strategic 'people' issues as a sub-committee to the Defence Board. The Armed Forces Committee continues to function as a very effective body. Chaired by the Chief of the Defence Staff, and comprising the Vice Chief of the Defence Staff, the Single Service Chiefs, the Commander Joint Forces, Chief of Defence Materiel and Director General Head Office & Commissioning Services, assisted by the PUS, it ensures that a clear, coordinated military voice is heard at the Defence Board.

On the Board's Effectiveness, my review last year was very comprehensive and thorough, and I was ably assisted by Sam Laidlaw as the external independent source. The resulting 'Action Plan' detailed a series of measures on which improvements were necessary if the Board was to strengthen its effectiveness. The Board has continued to make good progress on implementing the Action Plan. Notably, the action to review the topmost architecture of the Department and clarify the role of the Armed Forces Committee was completed in the autumn of 2014. The Head Office Management Group has been enhanced to provide coordination in assuring the Defence Authorities and in the Holding to Account process; information flow between the Board, its sub-committees and the TLBs has improved; and, visibility of the Board has been strengthened as we continue holding our meetings in various locations around the Defence Estate, accompanied by Town Hall sessions with front-line staff, both military and civilian. The Secretary of State attaches high priority to ensuring that the Board is fully visible throughout Defence. Articles on the sessions are published on the MOD intranet site to feedback to those who were unable to be present. We will continue to explore what else we might do to further help improve the Board's visibility and get our message across to the Department.

The other notably successes include the appointment of two further Non-Executive member to the Defence Board, as I mentioned earlier. The addition of the 4th member also addressed the 'people' skills gap that was previously missing from the Board membership. The Board is more diverse as it now has two female members. Agenda setting routinely takes into account the issues on which the Board should focus to ensure strategic direction is provided in a timely fashion, but also includes items which members have specifically asked be brought to the Board. As an example the Board recently requested monthly discussions on SDSR 15 in the lead up to the Review.

The recommendation from the Cabinet Office on this year's review was for departments to undertake a 'light touch' review. My recommendation to the Defence Board, at our meeting in February 15, was to review the Action Plan from the review last year and to push forward with its implementation to demonstrate visible progress against it. During our discussion of the Action Plan, the Board agreed that improvements had been made in the quality of the Management Information, timeliness and quality of papers provided to it. However, it was clear that it saw this as no reason to be complacent and that the Department should drive further improvements in this area. Part of PUS' corporate governance review was for more Board exposure on the outcomes from the Holding-to-Account sessions in a bid to provide transparency, particularly for the Non-Executive Board Members. The Board therefore called for more to be done on providing better visibility to it on that process, and requesting that further work continue on the outstanding actions, particularly in further driving the requirement for a common approach and language

to risk management, Non-Executive Members induction, and the role of the People Committee. The Board also agreed that the Department had a good set of capable Non-Executive Directors who could be utilised to 'deep dive' issues on its behalf.

I will again be overseeing the progression of work in these areas. We believe we are the most effective Departmental Board in Whitehall and increasingly stand comparison with the Boards running the UK's major businesses. We are determined to maintain this position as well as continuing to improve our effectiveness. We will make sure that our accountability continues to improve, unnecessary bureaucracy is reduced, and Defence is operated in the most effective and efficient way possible.

Sir Gerry Grimstone

5. Highlights of Board Committee Activities

The Defence Board is supported by three sub-committees.

Defence Audit Committee (DAC)

The Defence Audit Committee (DAC), is chaired by Mr Graham Williams, a Non-Executive Defence Board Member, and this reviews and challenges the adequacy of internal controls and processes and how risk is managed across Defence. The other members are also Non-Executives, who are not Defence Board members and are largely drawn from TLB audit committees. The DAC met seven times during 2014-15, all members were in attendance, except for two meetings where one member was absent.

A summary of each meeting is included in the Management Information pack to the Defence Board, in addition to the Chair of the DAC presenting regular oral updates.

The DAC dedicated a series of meetings to reviewing the 2014-15 Departmental Annual Reports and Accounts and were content that progress had been made against the control risks identified in the Governance Statement the previous year (financial skills gap in the DE&S, transforming Defence and the Materiel Strategy); but agreed that they remained relevant for inclusion in the 2014-15 Governance Statement to ensure that progress was maintained. Also included in the Statement were a number of other significant risks that the Committee identified were facing the Department including the need for the Department to have sufficient numbers of Suitably Qualified and Experienced Personnel, improved Information Systems and investment in fuels infrastructure.

The DAC also sought assurance that issues that had been raised on the Accounts, including the recording of DIO Assets Under Construction (AUC) and the tax arrangements for off-payroll staff, were satisfactorily resolved and that robust management information systems were put in place to ensure that these issues did not recur.

The Committee considered the Annual Fraud Report and the fraud risk assessment process and noted that good progress has been made, and that the fraud strategy has changed from being reactive, which focused just on investigations, to being more proactive, with a focus on fraud risks, prevention and detection. Data analytics are now being used to detect potential fraud and the TLBs are more engaged in the identification of fraud risks and assessment of controls. It also called for fraud matters to be included as a standing agenda item on TLB Audit Committees as they would be better able to assess the risks and offer advice to the TLB Holders.

In light of my review of the Departmental Corporate Governance, the DAC reviewed the way it was operating and its terms of reference, to improve its ability to support the Defence Board, and me as the Accounting Officer. The DAC's Forward Programme of business was aligned to better complement the introduction of a new assurance process for Defence Authorities and TLBs and to drive more rigour in the Holding-to-Account process. The Committee agreed that their involvement in this process would be assessed at the end of the annual cycle to see how well they had done.

The DAC considered a number of Defence Authority annual assurance reports including Commercial, Financial Management, Defence Personnel, nuclear security, general security, business resilience and cyber & C4ISR (Command, Control, Communication & Computers, Information, Surveillance, Reconnaissance). This was in addition to reviewing the annual assurance reports produced by the TLB holders; and the independent assurance provided by DIA. The DAC was clear that any report containing a limited assurance assessment should include a mitigation plan with actions, targets and a timeline explaining when substantial assurance would be achieved. It was not acceptable for Defence Authorities and TLBs to continue receiving limited assurance assessments over a number of years with no plans in place to improve their level of assurance.

The Committee was complimentary about the new risk framework, which included strategic risks that should be considered by the Defence Board as well as TLB and Defence Authority identified risks. They were also pleased with the work to develop and implement an integrated risk, control and assurance framework across the Department. Its successful implementation would assist the Committee to identify any potential gaps in the assurance process and enable them to better focus their efforts.

The DAC stressed the importance of ensuring that management actions on audits were completed and that any lack of progress identified by DIA through follow-up audits should be brought to the attention of the executive management and to the attention of the DAC. In particular, it called for greater management engagement in the progression of audit recommendations and reinforced the requirement for completion to be achieved in the agreed timeframes.

On wider issues, the DAC were given a presentation on the new acquisition system that will govern the relationship between the DE&S and the Front Line Commands through the delivery of the Command Acquisition Support Plans. The DAC stressed the importance of robust plans and Key Performance Indicators (KPIs); and the need for some of the KPIs to be generated by the customer. It was also important that the new system featured an effective arbitration process, with analysis being based on facts and evidence.

The DAC also agreed to take on the assurance and oversight role for the Armed Forces Pension Scheme Accounts (AFPS) and dedicated time to understand better the components of the Pension Scheme and the associated processes and procedures.

Overall, the Committee concluded that the Department had made some progress against control risks, however, there was more to do. The strengthening of corporate governance and the introduction of the new control framework was a move in the right direction which should lead to more stringent controls over processes and procedures, and ultimately improved assurance. It agreed that the new assurance process was more coherent, better structured and provided consistency across the Department. It called for a review of the process once the initial annual cycle had been completed so that any lessons learnt could be incorporated and further developments made to ensure that it continued to improve.

Investment Approvals Committee (IAC)

The Investment Approvals Committee (IAC), chaired by DG Finance, is responsible for considering major investment proposals on behalf of the Defence Board, forwarding advice to Ministers as necessary on expensive, complicated, innovative, risky, or novel and contentious investments. The IAC decides other cases itself or delegates those decisions to a level consistent with the value or nature of the proposal. The other members are VCDS, CDM, CSA, Director Commercial, and Director Central Legal Services. The IAC met ten times during 2014-15, with full attendance at six meetings and apologies from one member at each of the other four meetings. Approvals for investment decisions below £250M are given to the Director of Resources in each TLB (each of whom reports to DG Finance as well as to their TLB holder). Further sub-delegation of TLB approvals are referred to DG Finance for endorsement. TLBs are allowed, without referral, to sub-delegate expenditure below £10M to DE&S and Information Systems and Services (ISS).

DG Finance provided monthly oral updates to the Board on its work, in addition to the inclusion of a summary of IAC consideration in the monthly Management Information pack to the Defence Board.

The IAC considered a wide range of projects, including the Defence Infrastructure Organisation Transformation, A400M ATLAS Support Solution, Wildcat Infrastructure, Scout Specialist Vehicles, Offshore

Patrol Vehicles, MARSHALL Air Traffic Services, Defence Support Group Sale, Queen Elizabeth Class Infrastructure, and UK Military Flying Training System.

The IAC considered 114 investment approval cases for projects worth over £250M, including 24 Main or Initial Gate Business Cases. Of these Business cases, 9 were approved and 15 were approved with caveats. The remaining 89 cases considered by the IAC related to Review Notes and Information Notes submitted by project teams.

TLB delegated approvals are up to £250m Category B, Category C is £20m to £100m, and Category D is below £20m. TLBs sub-delegate to DE&S and ISS Equipment Plan approvals below £10m. TLB approval activity for 2014-15 is as follows:

TLB	Approval Category		
	B	C	D
Navy Command	4	22	6*
Army HQ	4	17	13*
Air Command	3	22	8*
JFC	8	24	20*
DIO	0	39	32
HOCS	0	1	3*

* Category D expenditure > £10m and < £20m.

People Committee

The People Committee, chaired by one of the Non-Executive Board Members, supports the Board in monitoring: the talent management processes, including senior promotions and appointments; workforce plans, including succession plans; and policies and processes relating to human capability, including culture and behaviours. The other members are PUS and CDS. The People Committee did not meet during 2014-15, as the Defence Board took a number of strategic papers on People issues and the Department was in the process of recruiting a new Non-Executive to lead the Committee, which it successfully did in March 2015.

6. Compliance with Corporate Governance Code

I have reviewed the Department's compliance with the Code of Good Practice²³ and confirm that the Department complies with all of the requirements, with one exception. Section 5.9 of the Code requires that at least one Non-Executive Board Member should sit on the Audit Committee, in addition to the Chair. The Defence Audit Committee is chaired by one of the Non-Executive Board Members and the other three members are Non-Executive chairs of TLB audit committees. I believe that this membership provides a broad perspective of the Department's business, whilst maintaining the necessary independence of Audit Committee members.

7. The risk and control framework

Active management of risk is fundamental to the effective achievement of Defence objectives and central to the way business is conducted within the Department. It informs operational decision making, contingency planning, investment decisions, and the financial planning process. The Department's overall approach to risk management is summarised in *How Defence Works*²⁴. The detailed guidance underpinning it is captured in the revised Joint Service Publication 892. The Defence Board receives a detailed quarterly risk report, which is focused on reporting the longer-term strategic risks facing defence and the shorter-term delivery risks to the current Defence Plan, as well as visibility of the key risks being managed by the TLB Holders and Defence Authorities. The complete list of risks is not published for reasons of national security but it includes these risks:

²³ *Corporate governance in central government departments: Code of good practice 2011*; HMT/Cabinet Office, July 2011.

²⁴ <https://www.gov.uk/government/publications/the-new-operating-model-how-defence-works>

- that we do not have the right numbers of people with the right skills;
- that we cannot attract and retain sufficient capable and motivated people;
- to the delivery of operational capability;
- that we have do not have adequate management information
- to our information, including from cyber attack; and
- from a disruptive event such as a flu epidemic or terrorist attack

The risk management framework is cascaded down through TLB Holders and available to all staff on the MOD's intranet. Individual training is available to all staff via the Civil Service Learning organisation and the Department's in-house training provider, the Defence Academy.

During the year the current risk management arrangements have been reviewed and a common risk framework designed. The common risk framework will be implemented during 2015-16 and will be fully operational by March 2016. As part of the framework, MOD has appointed a Chief Risk Officer at Director level to lead the implementation of the framework and champion risk management.

The Department's tolerance of risk varies between the different functions and areas of the defence enterprise. Military operations inherently involve taking risks. The level of risk that Ministers agree to accept is based on advice from senior military officers and civilian officials. Every effort is made to provide personnel and assets with proper protection through planning, equipment, and training, but we ultimately rely on the judgement of Force Commanders to manage the risks on a day-to-day basis. On non-operational activities, the Defence Board receives regular reports on Finance, Personnel, Equipment Plan (including Investment Approvals), ICT, Information Rights and Parliamentary Business, Security, Business Continuity, and Health & Safety matters, alongside more general performance reporting every month.

The Department implemented a revised annual assurance process covering the Defence Authorities and TLBs this year. The revised assurance process includes a standard reporting template supported by a questionnaire which covers key governance, risk management and internal control matters. The Defence Authority assurance reports are reviewed by the Head Office Management Group, which I chair, or other relevant 4* Boards. The TLB assurance reports are reviewed by their Audit Committees and also scrutinised as part of the TLB Holding-to-Account process. The Director of Audit, Risk and Assurance (DARA) reviews all the reports and provides a briefing note to me to aid the scrutiny process. In addition, DARA has produced an overall Departmental Assurance report for me and the DAC highlighting key internal control issues.

DARA is also leading the development of internal control and control frameworks for key processes to improve the overall control environment. Initially the work will focuss on finance processes and we plan to have a financial control and assurance framework developed by the end of this year. This framework will set out, for each finance process, the key risk and key controls along with plans to obtain assurance over the operation and effectiveness of the controls.

The DAC, reviews the Department's approach to internal control and provides independent advice both to the Defence Board and me, as the Accounting Officer. The views of the DAC are set out at section 5 above.

Most TLB Holders are supported by an Audit Committee or equivalent, which is chaired by a Non-Executive member and at which representatives from the internal and external auditors are present. Like the DAC, these committees focus their activities on providing advice on wider business risk and assurance processes. The DAC aims to meet the Chairs of the TLB Audit Committees at least once a year to seek their opinion on potential issues to be raised in this Governance Statement.

An annual risk-based programme of internal audit is provided by Defence Internal Audit, which is the primary source of independent assurance within MOD. The audit programme is comprehensive and covers the Department's strategic and operational risks and key operational processes.

Overall, the opinion provided by the Group Head of Internal Audit is 'limited assurance', the same as in the previous two years. In particular, Defence Internal Audit found as follows.

- Change continues across the Department, including: organisational, staff, and governance. Whilst the overall effect of change on the management and direction of Defence is positive, the challenge to operate steady state, day to day controls in some business areas in this environment requires more attention in order to maintain an effective control framework. Gapping and staff reductions had resulted in unforeseen risks and control weaknesses as activities were discontinued or tasks grouped together.
- Risk needed to be better analysed and understood. Moves to build a more effective enterprise wide risk management system are in hand and are a positive step forward in this respect.
- Improvements were required in elements of the organisational policy making and dissemination process. This reflects the still maturing Defence Authority role which is beginning to create better governance and central challenge to accepted practice. The absence of robust and reliable management information and feedback mechanisms still placed an over reliance on third line of defence assurance.
- Access to information of good quality continued to present a challenge to managers across the Department risking a reactive approach to events and unnecessary additional effort to avoid materialisation of risk.
- Problems identified by work the previous year on the ability to manage knowledge in a way which effectively supports the business had led to several initiatives, including a demonstrated top level commitment. However, weaknesses remained, including a lack of a knowledge management strategy and an unclear relationship between initiatives. As a consequence, the practical improvement could not yet be assessed.
- Similar to last year audits identified risks around commercial governance and assurance arrangements together with policy compliance. Steps were being taken to improve the overall commercial control framework and skills base.
- The in-built resilience of organisational structures was found to require improvement with resourcing being a recurring problem. There was a need to generate a deeper understanding of resilience risks.

More broadly, the Group Head of Internal Audit has noted an improvement over central governance arrangements and management implementation of actions arising from audits is showing an improving trend.

I also draw assurance from a number of other bodies on specific issues, many of which concern safety and security. These include the Defence Safety Authority (DSA)²⁵, the MOD Police Committee, and the Defence Security Assurance Services.

The Department's external audit function is provided on behalf of Parliament by the Comptroller and Auditor General, supported by staff from the National Audit Office. As part of the process, representatives from the National Audit Office see all DAC and TLB Audit Committee papers and attend their meetings.

Significant Control Risks

Update on Significant Control Risks reported last year

Defence Infrastructure Organisation – Assets under Construction

Last year I reported that the NAO identified concerns about the substantiation of the £2.7bn balance previously disclosed by the DIO as Assets under Construction (AuC). The DIO subsequently worked to resolve these issues, by reviewing its asset records and the available information in respect of AuC projects and completing the necessary accounting adjustments (including reporting bookkeeping losses of £394M). To

²⁵ Formed on 1 April 2015, see above.

ensure this situation is not repeated, policy has been reinforced at organisational management reviews at all levels and in-year management instructions clarify senior finance staffs responsibility for ensuring completed capital works are reconciled against Property Change Forms/Asset Change Notifications. In addition, the Senior Leadership Team Meeting Chaired by Chief Executive DIO, receive monthly updates specifically on AUC as part of enhanced governance and monitoring process.

Tax Arrangements of Senior Public Sector Appointees

Last year I reported that the Department had established that it had misinterpreted the scope of the governance arrangements (introduced in 2012-13) covering those senior public appointments where the appointees are not engaged directly on departmental payrolls and who are earning over £220 a day for more than six months. As a consequence of this misinterpretation, the Department determined that it had omitted to seek assurance from 101 senior off-payroll appointees in 2012-13 that they were compliant with the tax legislation. We have regularised the position by securing retrospective assurance from all those senior off-payroll appointees who we subsequently identified should have been within scope and, where satisfactory assurance has not been forthcoming, we have referred the individual appointees (none of whom are still working in the Department) to HM Revenue & Customs in accordance with the Treasury guidance. The Chief Secretary to the Treasury imposed a financial sanction of £1 million on the Department for failing to seek assurance from senior off-payroll appointees in financial year 2012-13 that they were paying the right amount of tax and National Insurance.

To enable the Department to discharge its off-payroll obligations fully, we recently enhanced Departmental governance arrangements, including ensuring that off-payroll appointments are not normally made until a formal declaration of compliance with the tax legislation has been received from the prospective appointee. Assurance of compliance with the tax legislation will subsequently be sought in accordance with Treasury guidelines.

Management Information

Last year I reported concerns about the robustness of MOD's MI and information systems and the appointment of a Chief Information Officer (CIO) at Director General level and the establishment of new Information Board, which I chair, to drive improvement in our performance. Following an initial assessment of the scale of the challenge to our systems and networks, with consequential impacts on MI, I reported that it will take some years and investment to address this issue which has been built over a number of years.

During the year the CIO has continued to baseline the pan-Defence ICT portfolio and we now have a reasonable picture of the size and shape of the Defence ICT portfolio, increased visibility and understanding of the portfolio and the systemic issues that inhibit the effective exploitation of ICT. The base lining exercise has encountered many examples of the MI challenge. The pan-Defence ICT portfolio remains obscured by missing, inconsistent and often conflicting MI across many systems developed and implemented over several decades. This constrains effective and timely decision-making and adversely impacts our ability to proactively drive the overall portfolio. During 2015-16 we will continue to work to improve the quality of the data and drive a coherent approach to MI (both in terms of data and tools). CIO has appointed a new Head of Corporate and Management Information to drive this work and whose remit is much wider than ISS and will include the plethora of management information systems across Defence that hold data on people, projects, risks and costs that the ICT Portfolio relies on so heavily. The Defence Board reviews this situation quarterly with the CIO.

Significant Control Risks identified for the reporting year

Commercial awareness, skills and contract management

The MOD Commercial Capability Review conducted by the Cabinet Office and HM Treasury in 2014 highlighted the need to improve the commercial awareness of non-commercial colleagues (in particular military staff in key acquisition roles). The commercial function across the Department also suffers from a shortage of appropriately skilled professional people which is the most significant risk to delivery. There is

a specific requirement to strengthen senior commercial skills, alongside a requirement to review the size, profile and experience of the entire commercial function.

I have agreed the recommendations, with the support of DG Commercial in DE&S and Director of Commercial and an implementation plan to ensure delivery against the Commercial Capability Review recommendations has been developed and a monthly progress report against this will be provided to the Cabinet Office. Work has already commenced. The restructuring and recruitment of new senior talent, for example, in the commercial aspects of Information Systems and Services has started. A Commercial Talent Development and Qualification Programme at 2* level is being developed which will provide a continuous programme of training and development to improve the capability of the commercial function.

We will continue our programme to deliver an increase in our contract management capability led by the newly appointed Director of Contract Management. The improvements to contract management will extend to beyond the commercial staff and deliver a more rigorous regime (processes and behaviours) for MOD contracts and a step improvement in operational governance of procurement.

Fuel Depots

Naval Oil Fuels Depots (OFD), part of the UK Strategic Base Infrastructure, are owned by the MOD but managed and operated by the Oil and Pipelines Agency (OPA). Progress on the renewal and renovation of our Oil Fuels Depot (OFD) asset portfolio has been slow to meet the Control of Major Accident Hazards (COMAH) standards. The Defence Board agreed in January this year to prioritise a further £83m in the Capital Infrastructure programme for ABC 15 and which has been welcomed by the Competent Authority. In addition the Board agreed that the Navy Command would become the lead TLB with responsibility for OFDs, from 1 April 2015. Our progress to deal with compliance actions in the OFDs has been substantial but further action is needed over several financial years.

Conclusion

The Department's corporate governance arrangements have evolved during the year in response to some major changes in the organisational bodies of the Defence Department Group. The overall trend is one of improvement and further bedding down of the governance arrangements.

The important changes during the year include the implementation of a robust assurance regime to provide me with assurance on the Department's overall arrangement over the effectiveness of governance, risk management and internal controls. Given the complexity and size of the Department it is not unexpected that these mechanisms will identify areas for improvement but I am satisfied that the mechanisms in place to manage risks are adequate.

Jon Thompson

Accounting Officer

08 July 2015

Chapter 6:

Certificate of the Comptroller And Auditor General

The Certificate of the Comptroller And Auditor General To The House Of Commons

I certify that I have audited the financial statements of the Department and of its Departmental Group for the year ended 31 March 2015 under the Government Resources and Accounts Act 2000. The Department consists of the core Department and its Agency. The Departmental Group consists of the Department and the bodies designated for inclusion under the Government Resources and Accounts Act 2000 (Estimates and Accounts) Order 2014. The financial statements comprise: the Department's and Departmental Group's Statements of Comprehensive Net Expenditure, Financial Position, Cash Flows, Changes in Taxpayers' Equity; and the related notes. I have also audited the Statement of Parliamentary Supply and the related notes. These financial statements have been prepared under the accounting policies set out within them. I have also audited the information in the Remuneration Report that is described in that report as having been audited.

Respective responsibilities of the Accounting Officer and auditor

As explained more fully in the Statement of Accounting Officer's Responsibilities, the Accounting Officer is responsible for the preparation of the financial statements and for being satisfied that they give a true and fair view. My responsibility is to audit, certify and report on the financial statements in accordance with the Government Resources and Accounts Act 2000. I conducted my audit in accordance with International Standards on Auditing (UK and Ireland). Those standards require me and my staff to comply with the Auditing Practices Board's Ethical Standards for Auditors.

Scope of the audit of the financial statements

An audit involves obtaining evidence about the amounts and disclosures in the financial statements sufficient to give reasonable assurance that the financial statements are free from material misstatement, whether caused by fraud or error. This includes an assessment of: whether the accounting policies are appropriate to the Department's and the Departmental Group's circumstances and have been consistently applied and adequately disclosed; the reasonableness of significant accounting estimates made by the Accounting Officer; and the overall presentation of the financial statements. In addition I read all the financial and non-financial information in the Annual Report to identify material inconsistencies with the audited financial statements and to identify any information that is apparently materially incorrect based on, or materially inconsistent with, the knowledge acquired by me in the course of performing the audit. If I become aware of any apparent material misstatements or inconsistencies I consider the implications for my certificate.

I am required to obtain evidence sufficient to give reasonable assurance that the Statement of Parliamentary Supply properly presents the outturn against voted Parliamentary control totals and that those totals have not been exceeded. The voted Parliamentary control totals are Departmental Expenditure Limits (Resource and Capital), Annually Managed Expenditure (Resource and Capital), Non-Budget (Resource) and Net Cash Requirement. I am also required to obtain evidence sufficient to give reasonable assurance that the expenditure and income recorded in the financial statements have been applied to the purposes intended by Parliament and the financial transactions recorded in the financial statements conform to the authorities which govern them.

Opinion on regularity

In my opinion, in all material respects

- the Statement of Parliamentary Supply properly presents the outturn against voted Parliamentary control totals for the year ended 31 March 2015 and shows that those totals have not been exceeded; and
- the expenditure and income recorded in the financial statements have been applied to the purposes intended by Parliament and the financial transactions recorded in the financial statements conform to the authorities which govern them.

Basis for Qualified Opinion on Financial Statements

I have qualified my opinion on the financial statements in two respects:

The Department does not hold records to enable compliance with the Financial Reporting Framework and account for the expenditure, assets and liabilities arising from certain contracts in accordance with International Accounting Standard 17, *Leases*. Consequently, I have concluded that the Ministry of Defence has omitted a material value of leased assets and lease liabilities from its Statement of Financial Position as at 31 March 2013, 31 March 2014 and 31 March 2015. This has also led to a material misstatement of the Statement of Comprehensive Net Expenditure for 2013-14 and 2014-15 and Statement of Parliamentary Supply for 2013-14 and 2014-15. I am unable to quantify the impact on the financial statements because the Ministry of Defence has not maintained the records or obtained the information required to comply with International Financial Reporting Standards in this respect.

In 2013-14 I qualified my opinion in respect of the inventory impairments of £860 million charged to the Statement of Comprehensive Net Expenditure as I was unable to obtain the necessary evidence to support the point at which impairments had occurred and consequently the amount that should have been charged in 2013-14. My opinion on the financial statements is also qualified in respect of the corresponding figures for the impairment charge in the 2013-14 Statement of Comprehensive Net Expenditure.

Qualified Opinion on Financial Statements

In my opinion, except for the effects of the matters described in the basis for qualified opinion paragraph:

- the financial statements give a true and fair view of the state of the Department's and the Departmental Group's affairs as at 31 March 2015 and of the Department's and Departmental Group's net operating cost for the year then ended; and
- the financial statements have been properly prepared in accordance with the Government Resources and Accounts Act 2000 and HM Treasury directions issued thereunder

My report, which follows, provides further detail of my qualified audit opinions on the financial statements.

Opinion on other matters

In my opinion:

- the part of the Remuneration Report to be audited has been properly prepared in accordance with HM Treasury directions made under the Government Resources and Accounts Act 2000; and
- the information given in the *Strategic Report*; Chapter Three: *Directors' Report*; details of Directors in Chapter: *Remuneration Report* and Annex E: *Sustainable Development* of the Annual Report for the financial year for which the financial statements are prepared is consistent with the financial statements.

Matters on which I report by exception

In respect solely of the absence of accounting records held by the Department to support the proper application of IAS 17; described above:

- I have not received all the information and explanations that I considered necessary for the purposes of my audit; and
- proper accounting records have not been maintained.

I have nothing to report in respect of the following matters which I report to you if, in my opinion:

- the financial statements and the part of the Remuneration Report to be audited are not in agreement with the accounting records and returns; or
- the Governance Statement does not reflect compliance with HM Treasury's guidance.

Opinion on Votes A

The Ministry of Defence's Votes A is presented annually to Parliament to seek statutory authority for the maximum numbers of personnel to be maintained for service with the armed forces. As reported in Annex F of the Annual Report, the maximum numbers maintained during 2014-15 for the Naval, Army and Air Force Services in all active and reserve categories were within the numbers voted by Parliament. I obtain evidence sufficient to give reasonable assurance as to whether the Votes A Statement as presented in Annex F properly presents the maximum numbers maintained against voted Parliamentary control totals and whether those totals have not been exceeded

In my opinion the Votes A Statement properly presents the maximum numbers maintained against voted Parliamentary control totals for the year ended 31 March 2015 and that those totals have not been exceeded.

Sir Amyas C E Morse

13 July 2015

Comptroller and Auditor General

National Audit Office
157-197 Buckingham Palace Road
Victoria
London
SW1W 9SP

Chapter 7:

Report of the Comptroller and Auditor General

Report of the Comptroller and Auditor General on the 2014-15 Accounts of the Ministry of Defence

Introduction

1. The Ministry of Defence's (the Department) principal activity is to provide security for the people of the United Kingdom and the Overseas Territories by defending them, including against terrorism, and to act as a force for good by strengthening international peace and stability. In 2014-15 the Departmental Group incurred £ 36.8 billion of net operating costs and held assets of £ 133.7 billion and gross liabilities of £ 22.4 billion.

2. The Department is required to prepare its financial statements in accordance with the Government Financial Reporting Manual (FReM) issued by HM Treasury. Under the FReM, the Department is required to apply International Financial Reporting Standards (IFRS) as adapted or interpreted for the public sector.

The purpose of my report

3. This report explains the basis for the qualification of my audit opinion on the Department's 2014-15 financial statements.

Accounting for lease type arrangements

Basis of my qualification

4. I have qualified my opinion for a sixth year because the Department is likely to have omitted a material value of leased assets and associated liabilities from its Statement of Financial Position. I cannot quantify the impact of these omissions on the accounts with certainty because, as a result of its accounting policies, the Department has not maintained the records, or obtained the information required to do so.

Accounting requirements

5. The FReM requires those preparing accounts to establish whether contracts contain lease-type arrangements and whether those are, in substance, either a finance or operating lease and account for these leases under International Accounting Standard (IAS) 17, *Leases*. A finance lease is a lease that transfers substantially all the risks and rewards incidental to ownership of an asset. An operating lease is any other type of lease. The classification made by those preparing accounts could have a significant impact on the financial statements.

6. If the contract is classified as a finance lease then the value of assets used to deliver the service would be recognised in the Statement of Financial Position at the lower of fair value and the present value of the minimum lease payments due under the contract. A corresponding liability of the same value would also be recognised. If it is classified as an operating lease, no assets would be recognised and the payments made under the lease would be reflected in the Statement of Comprehensive Net Expenditure as spend is incurred.

7. I regard the accounting requirements for lease type arrangements as particularly relevant to the Department. The Department must enter into strategic arrangements with certain contractors to procure specialist defence platforms on a non-competitive basis. These arrangements may provide for the exclusive, or near exclusive, use of industrial assets and capability that have only limited use for other customers. Consequently, the contractual terms, which are covered by the government profit formula and its associated arrangements (GPFAA),¹ may result in the Department controlling a significant majority of the outputs of a supplier's assets. An example is where shipyards are used exclusively on defence contracts and the pricing of the contract recognises this by allowing the contractor to recover fixed costs other than through market rate or unit cost pricing. These arrangements may be considered to contain the characteristics of a finance lease as defined by IAS 17, *Leases*.

¹ The GPFAA, also commonly referred to as the Yellow Book, is agreed by government and industry, as represented by the CBI, and is reviewed periodically by an independent review board.

Action by the Department

8. The Department assessed a number of contracts when IAS 17, Leases, was first adopted by the FReM in 2009-10. Based on the results, the Department believed that there may be a number of contracts that it would need to account for and disclose as leases. This review has continued and, to date, the Department has identified 25 contracts that demonstrate characteristics of a lease under IAS 17, Leases. Eight of these contracts were then assessed as being finance leases. If recognised, these would lead to assets with an estimated initial net book value (for seven of the eight contracts) of some £860 million being recognised in the Department's Statement of Financial Position. The exercise also identified a number of sites where multiple MoD platforms or contracts were being supplied. The Department's analysis confirms the material impact of not recognising leases although the quality of evidence is still insufficient for the purposes of my opinion.

9. In 2013-14, the Department concluded that it needed further management information and supplier engagement to complete its review and conclude on whether its current contracts meet the criteria of a lease under IAS 17, Leases. As disclosed in its Annual Report and Accounts, the Department has, in agreement with HM Treasury, decided not to obtain more detailed information on the grounds that doing so would not represent value for money. In 2014-15, the Department confirmed that it is possible to account for existing contracts in compliance with IAS 17, but this would create significant challenges for the Department. It would need to change its business systems and processes as well as wider interaction with its supplier base to obtain the necessary asset and liability information. Consequently, no conclusion can be drawn as to whether the existing contracts held represent leases and the financial impact of the omission of potential assets and liabilities cannot be determined with sufficient accuracy. This decision will have an ongoing impact on the audit opinion I am able to provide on the financial statements for the foreseeable future.

10. The Department is considering further work on applying IAS 17, Leases, to new contracts although it has not yet taken a formal decision on this matter. The International Accounting Standards Board (IASB) is responsible for setting IFRS, of which IAS 17, Leases, is a part. The IASB is currently undertaking a project to revise leasing accounting standards and it is expected that a new standard will be issued in late 2015. It is likely that this will see the accounting treatment of finance and operating leases aligned, so that all leases are recognised in the Statement of Financial Position and not just finance leases. This new standard may be adopted by the Financial Reporting Advisory Board (FRAB) which has responsibility for the FReM. If this standard is adopted then, in the future, the Department will have to adhere to these new requirements. The Department should therefore consider these developments in determining the further work required in respect of lease accounting.

Qualifications arising in 2014-15 relating to prior year comparative figures

11. In 2013-14 I qualified my opinion in respect of the inventory impairments of £860 million charged to the Statement of Comprehensive Net Expenditure. This was because I was unable to obtain the necessary evidence to support the point at which impairments had occurred and the validity of the charge made to the 2013-14 Statement of Comprehensive Net Expenditure. My opinion on the financial statements is also qualified in respect of the corresponding figures for the impairment charge in the 2013-14 Statement of Comprehensive Net Expenditure comparative figures. This qualification has no impact on the opinion given in respect of the charges made to the 2014-15 Statement of Comprehensive Net Expenditure

Sir Amyas C E Morse

13 July 2015

Comptroller and Auditor General
National Audit Office
157-197 Buckingham Palace Road
Victoria
London
SW1W 9SP



Chapter 8:

Financial Statements

Statement of Parliamentary Supply

Summary of Resource and Capital Outturn 2014-15

								2014-15 Total Voted Outturn Compared to Estimate Saving / (Excess)	2013-14 Outturn
	Note	Voted £000	Non Voted £000	Estimate Total £000	Voted £000	Non Voted £000	Outturn Total £000	£000	£000
Departmental Expenditure Limit									
Resource	SoPS 2.1	36,646,516	-	36,646,516	35,105,038	-	35,105,038	1,541,478	36,448,453
Capital	SoPS 2.2	7,823,686	-	7,823,686	7,785,722	-	7,785,722	37,964	7,571,868
Annually Managed Expenditure									
Resource	SoPS 2.1	2,596,783	-	2,596,783	1,864,306	-	1,864,306	732,477	963,119
Capital	SoPS 2.2	110,000	-	110,000	50,559	-	50,559	59,441	(128,612)
Total		47,176,985	-	47,176,985	44,805,625	-	44,805,625	2,371,360	44,854,828
Total Resource	SoPS 3.1	39,243,299	-	39,243,299	36,969,344	-	36,969,344	2,273,955	37,411,572
Total Capital		7,933,686	-	7,933,686	7,836,261	-	7,836,261	97,405	7,443,256
Total		47,176,985	-	47,176,985	44,805,625	-	44,805,625	2,371,360	44,854,828

Net Cash Requirement 2014-15

		Estimate £000	Outturn £000	2014-15 Outturn compared to Estimate: Savings/ (Excess) £000	2013-14 Outturn £000
Net Cash Requirement	SoPS 4	37,328,773	35,850,310	1,478,463	36,217,239

Administration Costs 2014-15

	Estimate £000	2014-15 Outturn £000	Outturn compared with Estimate £000	Restated 2013-14 Outturn* £000	Outturn as published in the 2013-14 Accounts £000
Administration Costs	1,498,701	1,473,704	24,997	1,503,653	2,129,203

* A new Administrative Cost Regime for 2014-15 onwards was agreed with HM Treasury. Prior period figures have been restated. Further details are at SoPS Note 3.2.

Further details of the Department's budget and expenditure are included in the Directors' Report.

Notes to the Statement of Parliamentary Supply (SoPS)

SoPS Note 1. Statement of Accounting Policies

The SoPS and supporting notes have been prepared in accordance with the 2014-15 Government Financial Reporting Manual (FReM) issued by HM Treasury. The policies contained in the FReM are consistent with the requirements set out in HM Treasury's 2014-15 Consolidated Budgeting Guidance and their Supply Estimates Guidance Manual.

SoPS 1.1 Accounting Convention

The SoPS and related notes are presented in the formats agreed between the MOD and HM Treasury and are consistent with agreed budgetary controls and the MOD's detailed Supply Estimates as approved by Parliament.

The budgeting system, and the consequential presentation of the Supply Estimates, the SoPS and related notes have different objectives to the Department's IFRS-based accounts. The system supports the achievement of macro-economic stability by ensuring that public expenditure is controlled, with relevant Parliamentary authority, in support of the Government's fiscal framework. It provides incentives to the MOD to manage spending well so as to protect our national interests and provide the UK's ultimate guarantee of security and independence while offering value for money to the taxpayer.

SoPS 1.2 Comparison with IFRS-based accounts

The following transactions are accounted for differently between the SoPS and the IFRS-based accounts. The SoPS figures are based on accounting treatments used to compile the National Accounts, which provide the aggregates used to monitor the mandate for fiscal policy and HM Treasury's objective for the management of the national debt. To meet the requirement for National Accounts the SoPS are compiled using the European System of Accounts; this differs from the International Financial Reporting Standards used when producing the financial accounts. The different accounting treatments used are set out below and in SoPS Note 3.1.

- movements in the value of local overseas pension scheme provisions, resulting from changes in discount rates are treated as movements through reserves under IFRS but are included in the outturn for SoPS.
- Equity Withdrawal from investments in Trading Funds are recorded as income in the Statement of Comprehensive Net Expenditure and Capital in the SoPS.
- adjustments are made in the IFRS accounts for certain Service Concession Arrangements treated as on Statement of Financial Position (SoFP) for IFRS but off-SoFP for SoPS.
- receipt of donated assets, donations treated as capital income, capital grant expenditure and the loss or gain on foreign exchange contracts in respect of capital purchases are treated as capital items in the SoPS. Under IFRS they score as income or expenditure in the Statement of Comprehensive Net Expenditure (SoCNE) with no distinction made between capital and revenue items.
- funding for Prior Period Adjustments (PPAs) resulting from an error in previous recording, or from an accounting policy change initiated by the MOD, needs to be voted on by Parliament in the current year, whereas in IFRS-based accounts (IAS 8) they are treated as adjustments to previous years. There have been no PPAs this year.
- receipts in excess of HMT agreement e.g. profit on disposal of assets, score outside budgets, and consequently outside the SoPS. IFRS-based accounts will record all of the income, regardless of the budgetary limit. There have been no receipts in excess of HMT limits this year; and
- provisions recognised in IFRS-based accounts are not recognised as expenditure for National Accounts purposes until the actual payment of cash (or accrual liability) is recognised. To meet the requirements of both resource accounting and National Accounts, additional entries are made in the SoPS across AME and DEL control totals; these do not effect the administration costs reported in the SoCNE. As the Administration control total is a sub-category of DEL, Administration and Programme expenditure reported in the SoPS will differ from that reported in the IFRS-based accounts. A reconciliation is provided in SoPS Note 3.2.

SoPS Note 2. Analysis of Net Resource and Capital Outturn

SoPS Note 2.1 – Analysis of Net Resource Outturn

Spending in Departmental Expenditure Limits (DEL)	Administration Expenditure	Programme Expenditure	Programme Income	Total Net Resource Outturn	Total Net Resource Estimate	Total Net Outturn Compared to Estimate	2014-15 Total Net Outturn Compared to Estimate Adjusted for Virements	2013-14 Total Net Resource Outturn*	2013-14 Total Net Resource Outturn as Published in the 2013-14 Accounts*
Voted Expenditure	£000	£000	£000	£000	£000	£000	£000	£000	£000
A. Provision of Defence Capability - Service Personnel Costs*	-	7,878,834	-	7,878,834	8,008,573	129,739	-	8,400,713	9,046,632
B. Provision of Defence Capability - Civilian Personnel Costs*	-	1,937,614	-	1,937,614	1,910,379	(27,235)	-	1,840,926	192,110
C. Provision of Defence Capability - Infrastructure Costs	-	4,576,992	-	4,576,992	4,589,453	12,461	2,530	4,545,389	4,545,389
D. Provision of Defence Capability - Inventory Consumption	-	1,661,847	-	1,661,847	1,725,871	64,024	14,469	1,765,487	1,765,487
E. Provision of Defence Capability - Equipment Support Costs	-	6,343,245	-	6,343,245	6,351,312	8,067	8,067	6,065,557	6,065,557
F. Provision of Defence Capability - Other Costs and Services*	-	1,804,274	-	1,804,274	1,664,604	(139,670)	-	1,413,547	1,790,894
G. Provision of Defence Capability - Receipts and Other Income	-	-	(1,091,806)	(1,091,806)	(1,114,126)	(22,320)	-	(1,169,263)	(1,169,263)
H. Provision of Defence Capability - Depreciation and Impairment Costs	-	8,187,241	-	8,187,241	9,449,975	1,262,734	1,262,734	8,911,223	8,911,223
I. Provision of Defence Capability - Cash Release of Provisions	-	201,855	-	201,855	221,911	20,056	20,056	175,030	175,030
N. Provision of Defence Capability - Research and Development Costs	-	1,000,606	-	1,000,606	1,018,647	18,041	18,041	971,008	971,008
Q. Operations - Service Personnel Staff Costs	-	85,480	-	85,480	90,000	4,520	4,520	108,909	108,909
R. Operations and Peacekeeping - Civilian Personnel Staff Costs	-	6,036	-	6,036	28,000	21,964	21,964	13,777	13,777
S. Operations - Infrastructure Costs	-	86,516	-	86,516	115,000	28,484	28,484	162,069	162,069
T. Operations - Inventory Consumption	-	160,055	-	160,055	203,000	42,945	17,459	395,649	395,649
U. Operations - Equipment Support Costs	-	184,400	-	184,400	168,000	(16,400)	-	345,016	345,016
V. Operations - Other Costs and Services	-	126,827	-	126,827	162,000	35,173	35,173	218,930	218,930
W. Operations - Receipts and Other Income	-	-	(40,914)	(40,914)	(50,000)	(9,086)	-	(26,764)	(26,764)
X. Operations - Depreciation and Impairment Costs	-	322,349	-	322,349	349,810	27,461	27,461	550,366	550,366

Spending in Departmental Expenditure Limits (DEL)	Administration Expenditure	Programme Expenditure	Programme Income	Total Net Resource Outturn	Total Net Resource Estimate	Total Net Outturn Compared to Estimate	2014-15 Total Net Outturn Compared to Estimate Adjusted for Virements	2013-14 Total Net Resource Outturn*	2013-14 Total Net Resource Outturn as Published in the 2013-14 Accounts*
Voted Expenditure	£000	£000	£000	£000	£000	£000	£000	£000	£000
Y. Operations - Cash Release of Provisions	-	2,869	-	2,869	4,000	1,131	1,131	2,980	2,980
AB. Operations - Research and Development Costs	-	11,475	-	11,475	12,000	525	525	17,137	17,137
AC. Conflict Pools Resource Costs	-	55,660	(142)	55,518	61,390	5,872	5,872	49,648	49,648
AD. Arm's Length Bodies Costs	-	130,021	-	130,021	178,016	47,995	47,995	187,466	187,466
Administration Costs									
O. Administration Costs - Civilian Personnel Costs*	371,688	-	-	371,688	388,000	16,312	16,312	441,139	2,112,064
P. Administration Costs - Other Costs and Services*	463,849	-	-	463,849	488,701	24,852	3,136	394,486	17,139
AE. Administration Costs - Service Personnel Costs*	623,716	-	-	623,716	602,000	(21,716)	-	645,919	-
AF. Administration Costs - Cash Release of Provisions*	14,451	-	-	14,451	20,000	5,549	5,549	22,109	-
Total Spending in DEL	1,473,704	34,764,196	(1,132,862)	35,105,038	36,646,516	1,541,478	1,541,478	36,448,453	36,448,453

* A new Administrative Cost Regime for 2014-15 onwards was agreed with HM Treasury. Prior period figures have been restated. Further details are at SoPS Note 3.2.

Spending in Annually Managed Expenditure (AME)	Administration Expenditure	Programme Expenditure	Programme Income	Total Net Resource Outturn	Total Net Resource Estimate	Total Net Outturn Compared with Estimate	2014-15 Total Net Outturn Compared to Estimate Adjusted for Virements	2013-14 Total Net Resource Outturn*
Voted Expenditure	£000	£000	£000	£000	£000	£000	£000	£000
AG. Provision of Defence Capability - Depreciation and Impairment Costs	-	450,416	-	450,416	939,205	488,789	488,789	(208,143)
AH. Provision of Defence Capability - Provisions Costs	-	679,896	-	679,896	716,177	36,281	10,676	141,371
AI. Provision of Defence - Cash Release of Provisions Costs	-	(216,306)	-	(216,306)	(241,911)	(25,605)	-	(200,392)
AJ. Movement on the Fair Value of Financial Instruments	-	42,768	-	42,768	299,271	256,503	208,620	368,147
AK. Operations - Depreciation and Impairment Costs	-	10,757	-	10,757	10,000	(757)	-	-
AL. Operations - Provisions	-	61,995	-	61,995	16,000	(45,995)	-	6,152
AM. Operations - Cash Release of Provisions Costs	-	(2,869)	-	(2,869)	(4,000)	(1,131)	-	(2,980)
AN. War Pensions Benefits Programme costs	-	837,649	-	837,649	862,041	24,392	24,392	858,964
Total Spending in AME	-	1,864,306	-	1,864,306	2,596,783	732,477	732,477	963,119
Total Resource Outturn	1,473,704	36,628,502	(1,132,862)	36,969,344	39,243,299	2,273,955	2,273,955	37,411,572

SoPS Note 2.2 – Analysis of Net Capital Outturn

Capital Spending in Departmental Expenditure Limits (DEL)	Administration Expenditure £000	Programme Expenditure £000	Programme Income £000	Total Net Capital Outturn £000	Total Net Capital Estimate £000	Total Net Outturn Compared with Estimate £000	2014-15	2013-14
							Total Net Outturn Compared to Estimate Adjusted for Virements £000	Total Net Capital Outturn £000
Capital - Voted Expenditure								
J. Provision of Defence Capability - Capital - Single Use Military Equipment (SUME)	-	4,870,897	-	4,870,897	4,756,157	(114,740)	-	4,455,379
K. Provision of Defence Capability - Other Capital (Fiscal)	-	3,260,988	(50,000)	3,210,988	3,548,583	337,595	10,894	3,037,505
L. Provision of Defence Capability - Fiscal Assets / Estate Disposal	-	-	(250,881)	(250,881)	(342,000)	(91,119)	-	(43,573)
M. Provision of Defence Capability - New Loans and Loan Repayments	-	(56,626)	-	(56,626)	(177,468)	(120,842)	-	(5,573)
Z. Operations Capital Single Use Military Equipment (SUME)	-	17,908	-	17,908	25,000	7,092	7,092	72,533
AA. Operations Other Capital (Fiscal)	-	(8,978)	-	(8,978)	11,000	19,978	19,978	53,070
AD. Arm's Length Bodies	-	2,414	-	2,414	2,414	-	-	2,527
Total Capital Spending in DEL	-	8,086,603	(300,881)	7,785,722	7,823,686	37,964	37,964	7,571,868

Capital Spending in Annually Managed Expenditure (AME)	Administration Expenditure £000	Programme Expenditure £000	Programme Income £000	Total Net Capital Outturn £000	Total Net Capital Estimate £000	Total Net Outturn Compared with Estimate £000	2014-15	2013-14
							Total Net Outturn Compared to Estimate Adjusted for Virements £000	Total Net Capital Outturn £000
Capital - Voted Expenditure								
Provision of Defence Capability - Provisions Costs (release)	-	50,559	-	50,559	110,000	59,441	59,441	(128,612)
Total Capital Spending in AME	-	50,559	-	50,559	110,000	59,441	59,441	(128,612)
Total Capital Outturn	-	8,137,162	(300,881)	7,836,281	7,933,686	97,405	97,405	7,443,256

SoPS Note 3 Reconciliation of Outturn to Net Operating Cost and Administration Budget

SoPS Note 3.1. Reconciliation of Net Resource Outturn to Net Operating Cost

	Note	2014-15 Outturn £000	2013-14 Outturn £000
Net Resource Outturn (Statement of Parliamentary Supply)	SoPS 2	36,969,344	37,411,572
Adjustment for changes in discount rates not passing through net operating costs		(43,798)	(32,547)
Adjustment for Service Concession Arrangements treated as on-SoFP for Accounts but treated as off-SoFP for Estimates and Budgets and therefore excluded from the resource outturn but included in operating costs		66,527	109,635
Income in respect of donated assets treated as capital income		(6,957)	(4,300)
(Loss) / gain on foreign exchange contracts in respect of Capital purchases		67,090	20,675
Adjustment for impairments and impairment reversals included in resource outturn but not passing through Net Operating Cost	SoCiTE	-	(15,404)
Add capital grants included in operating costs but excluded from resource outturn	SoPS 2.2	2,414	2,527
Equity Withdrawal from investments in Trading Funds - recorded as income in Operating Costs and Capital in the SoPS		(213,842)	-
Net Operating Cost		36,840,778	37,492,158

SoPS Note 3.2 Outturn Against Administration Budget and Administration Net Operating Cost

	Note	2014-15 £000	2013-14 £000	Illustrative figures for the two financial years calculated on the, now replaced, basis that was first introduced in 2011-12	
		2014-15 £000	2013-14 £000	2014-15 £000	2013-14 £000
Estimate - Administration Cost Limit		1,498,701	2,155,592		
Outturn - Administration Costs	SoPS 2.1	1,473,704	1,503,653 *	2,148,198	2,129,203
Less release of early retirement provisions	18	(14,451)	(22,109) *	(17,039)	(25,362)
Administration Net Operating Costs	SoCNE	1,459,253	1,481,544 *	2,131,159	2,103,841

* Restated for the change in Administration Cost Regime agreed with HM Treasury for 2014-15.

HM Treasury define Administration Budgets as covering costs other than the costs of direct frontline service provision; for example, activities such as provision of policy advice and business support services. Administration costs would usually include expenditure such as: employee costs – including pay, superannuation, training, travel and subsistence; accommodation, including rent, rates and maintenance; office services; contracted out services (for comparable services – e.g. consultancy) and relevant depreciation.

From Financial Year 2011-12 the Department and HM Treasury agreed a significant departure from the usual content of administration cost. The content was changed to only include the costs of civilian staff (pay, and superannuation), excluding: health care professionals and staff working in operational areas (including Royal Fleet Auxiliary personnel) such as Afghanistan plus the cost of external assistance (which for 2013-14 excluded external assistance arising from transformation). The Armed Forces were excluded from this revised Administration Cost Regime (ACR) as were the arms-length bodies. The cost of civilian redundancies, early release schemes and the movement on provisions was included.

As an action from Spending Review 13 the Department undertook a review of the content of its administrative cost and agreed a further revision with HM Treasury effective from Financial Year 2014-15. The review considered the type of work done by personnel and by areas of the Department. As a result the new content consists only of the pay and superannuation costs of civilian and military personnel considered to be performing an administrative function; plus the costs of professional fees and external assistance for the Department; and the costs of lump sum redundancy payments to military personnel and cash expenditure on civilian early release schemes.

The cost of the Defence Equipment and Support (DE&S) Bespoke Trading Entity (BTE) is excluded from all elements of the revised Administration cost. When HM Treasury consider the overall administration cost for the Department they also discuss DE&S BTE operating costs, recognising that they are a mix of administration and front line costs and are outside the latest agreed ACR.

SoPS Note 4 Reconciliation of Net Resource Outturn to Net Cash Requirement

				Net Total Outturn
				Compared with
				Estimate: Savings/
				(Excess)
	Notes	Estimate £000	Outturn £000	£000
Net Resource Outturn	SoPS 2.1	39,243,299	36,969,344	2,273,955
Net Capital Outturn	SoPS 2.2	7,933,686	7,836,281	97,405
Adjustments for Arm's Length Bodies (ALBs):				
Remove voted outturn (Resource and Capital)		(180,430)	(132,435)	(47,995)
Add cash Grant in Aid and other Departmental expenditure on behalf of ALBs		179,615	174,567	5,048
Adjustments to remove non-cash items:				
Depreciation		(11,048,261)	(8,986,597)	(2,061,664)
New provisions and adjustments to previous provisions		(732,177)	(909,136)	176,959
Adjustment to reflect movement in working capital				
Increase / (Decrease) in Inventory		294,072	192,720	101,352
Increase / (Decrease) in Receivables		55,201	324,933	(269,732)
(Increase) / Decrease in Payables		1,337,857	173,873	1,163,984
Use of provisions		245,911	206,760	39,151
Net Cash requirement		37,328,773	35,850,310	1,478,463

Consolidated Statements of Comprehensive Net Expenditure (SoCNE)

for the year ended 31 March 2015

			2014-15		2013-14
	Note	Core Department & Agencies £000	Departmental Group £000	Restated Core Department & Agencies £000	Restated Departmental Group £000
Administration Costs					
Staff costs*	3.2	995,404	995,404	1,087,058	1,087,058
Other administration costs*	4	463,849	463,849	394,486	394,486
Total administration costs		1,459,253	1,459,253	1,562,178	1,562,178
Programme Costs					
Staff costs*	3.2	9,954,261	10,041,615	10,398,472	10,484,540
Other programme costs*	5	26,822,698	26,805,953	26,810,473	26,771,863
Operating income	6	(1,353,302)	(1,466,043)	(1,200,667)	(1,245,789)
Net programme cost		35,423,657	35,381,525	36,008,278	36,010,614
Net operating cost	SoPS 3.1	36,882,910	36,840,778	37,489,822	37,492,158

Other Comprehensive Expenditure

			2014-15		2013-14
	Note	Core Department & Agencies £000	Departmental Group £000	Core Department & Agencies £000	Departmental Group £000
Net (gain) / loss on revaluation of property, plant and equipment	SoCITE	(3,581,898)	(3,599,351)	(794,504)	(806,499)
Net (gain) / loss on revaluation of intangible assets	SoCITE	(274,665)	(274,665)	2,028,442	2,028,442
Net (gain) / loss on revaluation of assets held for sale	SoCITE	92,831	90,206	54,166	54,166
Net (gain) / loss on revaluation of inventories	SoCITE	61,509	61,509	(242,272)	(242,272)
Net (gain) / loss on pensions	SoCITE	42,840	48,536	34,207	34,304
Impairments / (Impairment Reversals) not included in operating costs	SoCITE	-	-	15,404	15,404
Transfer between reserves and asset (writes-on) / writes-off	SoCITE	58,436	74,801	(13,570)	28,368
Total Other Comprehensive Expenditure		(3,600,947)	(3,598,964)	1,081,873	1,111,913
Total Net Comprehensive Expenditure		33,281,963	33,241,814	38,571,695	38,604,071

* A new Administrative Cost Regime for 2014-15 onwards was agreed with HM Treasury. Prior period figures have been restated. Further details are at SoPS Note 3.2.

Notes 1 to 28 which follow the Statements of Changes in Taxpayers' Equity form part of these accounts.

Consolidated Statements of Financial Position (SoFP)

as at 31 March 2015

			31 March 2015		31 March 2014
	Note	Core Department & Agencies £000	Departmental Group £000	Core Department & Agencies £000	Departmental Group £000
Non-current assets					
Intangible assets	7	25,566,539	25,566,539	24,918,012	24,918,012
Property plant and equipment	8	95,426,411	96,234,020	92,330,873	93,091,214
Financial assets		76,559	76,559	103,102	103,102
Receivables due after more than one year	14	606,652	790,352	714,679	914,801
Total non-current assets		121,676,161	122,667,470	118,066,666	119,027,129
Current assets					
Financial assets held for sale	9.6	1	61,436	1	60,823
Non-current assets held for sale	12	179,300	179,300	51,575	51,575
Inventories	13	6,806,899	6,815,294	7,291,500	7,300,096
Trade and other receivables	14	2,371,225	2,398,353	2,201,126	2,210,261
Financial assets		292,114	292,114	58,448	58,448
Cash at bank and in hand	15	1,142,075	1,236,896	930,897	1,013,971
Total current assets		10,791,614	10,983,393	10,533,547	10,695,174
Total assets		132,467,775	133,650,863	128,600,213	129,722,303
Current liabilities					
Trade and other payables due within one year	16	(9,787,646)	(9,862,101)	(9,253,283)	(9,314,776)
Financial liabilities	9.6	(640,440)	(640,440)	(305,189)	(305,189)
Total current liabilities		(10,428,086)	(10,502,541)	(9,558,472)	(9,619,965)
Non-current assets plus net current assets		122,039,689	123,148,322	119,041,741	120,102,338
Non-current liabilities					
Provisions	18	(5,086,574)	(5,091,006)	(4,523,551)	(4,530,802)
Other payables	16	(6,639,724)	(6,821,356)	(6,370,087)	(6,541,013)
Total non-current liabilities		(11,726,298)	(11,912,362)	(10,893,638)	(11,071,815)
Assets less liabilities*		110,313,391	111,235,960	108,148,103	109,030,523
Taxpayers' equity and other reserves					
General fund	SoCITE	86,946,475	86,946,475	86,509,376	86,509,376
Revaluation reserve	SoCITE	23,366,916	23,366,916	21,638,727	21,638,727
Taxpayers Equity		110,313,391	110,313,391	108,148,103	108,148,103
Arm's Length Bodies restricted reserves	SoCITE	-	154,523	-	172,285
Arm's Length Bodies unrestricted reserves	SoCITE	-	768,046	-	710,135
Total Arm's Length Bodies' reserves		-	922,569	-	882,420
Total taxpayers' equity and other reserves		110,313,391	111,235,960	108,148,103	109,030,523

*The value of assets and liabilities accounted for under leases is understated because contracts, particularly strategic procurement arrangements with key contractors, have not been assessed under IFRIC 4; further details are at Notes 1.41 to 1.44 to the accounts.

Jon Thompson
Accounting Officer

08 July 2015

Notes 1 to 28 which follow the Statements of Changes in Taxpayers' Equity form part of these accounts.

Consolidated Statements of Cash Flows (SoCF)

for the year ended 31 March 2015

			2014-15		2013-14
	Note	Core Department & Agencies £000	Departmental Group £000	Core Department & Agencies £000	Departmental Group £000
Cash flows from operating activities					
Net operating cost	SoCNE	36,882,910	36,840,778	37,489,822	37,492,158
Adjustments for non-cash transactions		(10,169,744)	(10,187,302)	(9,880,165)	(9,922,288)
Increase / (Decrease) in trade and other receivables	SoFP	62,072	63,643	(350,400)	(338,835)
Adjustment for movements on receivables relating to items not passing through operating costs		162,097	158,097	179,886	182,968
Movement in net inventories including provisions		192,720	195,127	87,036	87,085
(Increase) / Decrease in trade payables	SoFP	(804,000)	(827,668)	1,016,209	844,159
Adjustment for movements in payables relating to items not passing through operating costs		848,123	858,897	(221,436)	(52,265)
Dividends and Equity Repayments		97,119	102,619	46,091	47,891
Realised loss / (gain) on derivatives		234,030	234,030	38,896	38,896
Use of provisions	18	206,760	206,760	203,156	203,156
Net cash outflow from operating activities		27,712,087	27,644,981	28,609,095	28,582,925
Cash flows from investing activities					
Purchase of property, plant and equipment	8	7,867,091	7,927,950	7,620,247	7,630,458
Purchase of intangible assets	7	2,089,309	2,089,309	1,384,722	1,384,722
Adjustment for non cash movements relating to PPE and intangibles		(1,688,696)	(1,688,696)	(1,447,121)	(1,447,121)
Proceeds on disposal of property, plant and equipment		(149,251)	(149,251)	(141,179)	(141,179)
Dividends and Equity Repayments		(97,119)	(102,619)	(46,091)	(47,891)
Repayments from other bodies	10.1	(56,624)	(56,624)	(5,573)	(5,573)
Net cash outflow from investing activities		7,964,710	8,020,069	7,365,005	7,373,416
Cash flows from financing					
From the consolidated fund (Supply) - current year		(35,866,048)	(35,866,048)	(35,374,420)	(35,374,420)
From the consolidated fund (Supply) - prior year		(145,349)	(145,349)	-	-
Repayment of loans from the National Loans Fund	16	2,444	2,444	2,297	2,297
Capital element of payments in respect of finance leases and Service Concession Arrangements		231,033	231,033	240,842	240,842
Movement on collaborative projects		(110,055)	(110,055)	12,118	12,118
Net financing		(35,887,975)	(35,887,975)	(35,119,163)	(35,119,163)
Net increase / (decrease) in cash and cash equivalents in the period after adjustment for receipts and payments to the Consolidated Fund		211,178	222,925	(854,937)	(837,178)
Cash and cash equivalents at the beginning of the period	15	930,897	1,013,971	1,785,834	1,851,149
Cash and cash equivalents at the end of the period	15	1,142,075	1,236,896	930,897	1,013,971

Notes 1 to 28 which follow the Statements of Changes in Taxpayers' Equity form part of these accounts.

Consolidated Statements of Changes in Taxpayers Equity (SoCiTE)

For the period ended 31 March 2015

	Note	Core Department and Agencies			Arms Length Bodies (ALBs)			Departmental Group
		General Fund £000	Revaluation Reserve £000	Taxpayers Equity £000	Restricted Reserves £000	Unrestricted Reserves £000	Total of ALBs Reserves £000	Total Reserves £000
Balance at 31 March 2013		85,179,244	25,321,455	110,500,699	176,743	738,053	914,796	111,415,495
Parliamentary Funding - drawn down in-year		35,374,420	-	35,374,420	-	-	-	35,374,420
Parliamentary Funding - deemed funding		697,470	-	697,470	-	-	-	697,470
Parliamentary Funding - Supply Receivable	14.1	145,349	-	145,349	-	-	-	145,349
Non-cash charge - auditors remuneration	5	1,860	-	1,860	-	-	-	1,860
Net operating costs	SoCNE	(37,489,822)	-	(37,489,822)	-	(2,336)	(2,336)	(37,492,158)
Other net comprehensive expenditure:								
Net (loss) / gain on revaluation of property, plant and equipment	SoCNE	-	794,504	794,504	-	11,995	11,995	806,499
Net (loss) / gain on revaluation of intangible assets	SoCNE	-	(2,028,442)	(2,028,442)	-	-	-	(2,028,442)
Net (loss) / gain on revaluation of assets held for sale	SoCNE	-	(54,166)	(54,166)	-	-	-	(54,166)
Net (loss) / gain on revaluation of inventories	SoCNE	-	242,272	242,272	-	-	-	242,272
Net (loss) / gain on pensions	SoCNE	(34,207)	-	(34,207)	-	(97)	(97)	(34,304)
Impairments / (Impairment Reversals) not included in operating costs	SoCNE	-	(15,404)	(15,404)	-	-	-	(15,404)
Transfer between reserves and asset writes-on	SoCNE	2,635,062	(2,621,492)	13,570	(4,458)	(37,480)	(41,938)	(28,368)
Balance at 31 March 2014		86,509,376	21,638,727	108,148,103	172,285	710,135	882,420	109,030,523
Parliamentary Funding - drawn down in-year		35,866,048	-	35,866,048	-	-	-	35,866,048
Parliamentary Funding - Supply Payable	16	(420,983)	-	(420,983)	-	-	-	(420,983)
Non-cash charge - auditors remuneration	5	2,186	-	2,186	-	-	-	2,186
Net operating costs	SoCNE	(36,882,910)	-	(36,882,910)	6,667	35,465	42,132	(36,840,778)
Other net comprehensive expenditure:								
Net (loss) / gain on revaluation of property, plant and equipment	SoCNE	-	3,581,898	3,581,898	6,186	11,267	17,453	3,599,351
Net (loss) / gain on revaluation of intangible assets	SoCNE	-	274,665	274,665	-	-	-	274,665
Net (loss) / gain on revaluation of assets held for sale	SoCNE	-	(92,831)	(92,831)	-	2,625	2,625	(90,206)
Net (loss) / gain on revaluation of inventories	SoCNE	-	(61,509)	(61,509)	-	-	-	(61,509)
Net (loss) / gain on pensions	SoCNE	(42,840)	-	(42,840)	-	(5,696)	(5,696)	(48,536)
Transfer between reserves and asset writes-on	SoCNE	1,915,598	(1,974,034)	(58,436)	(30,615)	14,250	(16,365)	(74,801)
Balance at 31 March 2015		86,946,475	23,366,916	110,313,391	154,523	768,046	922,569	111,235,960

Notes 1 to 28 which follow the Statements of Changes in Taxpayers' Equity form part of these accounts.

Chapter 9:

Notes to the Accounts

Notes to the Accounts

1. Statement of Accounting Policies

Introduction

1.1 These financial statements have been prepared in accordance with the 2014-15 FReM issued by HM Treasury except that IFRIC 4 – Determining whether an Arrangement Contains a Lease, has not been applied. Further information on the reasons for this non-application and its impact on the financial statements are given in Notes 1.41 to 1.44 below. The accounting policies contained in the FReM apply IFRS as adapted or interpreted for the public sector context. Where the FReM permits a choice of accounting policy, the accounting policy which is judged to be the most appropriate to the particular circumstances of the Department for the purpose of giving a true and fair view has been selected. The particular policies adopted by the Department are described below. They have been applied consistently in dealing with items that are considered material to the accounts and comply with the requirements of the FReM except where HM Treasury has approved the departures to enable the Department to reflect its own particular circumstances or the departures do not have a material impact on the financial statements. The departures are:

- The FReM's requirement for Departments to prepare accounts that present the transactions and flows for the financial year and the balances at the year end between "core" Department, core Department and agencies and the consolidated group in respect of the Statement of Comprehensive Net Expenditure (and supporting notes) and the Statement of Financial Position (and supporting notes). The Department has chosen not to apply the three column approach to these financial statements following the creation of the Department's only Agency, Defence Equipment and Support (Bespoke Trading Entity). The Agency falling within the Departmental Boundary is on-vote and embedded within the Departmental chain of command. Throughout these accounts, the consolidated figures for the Ministry of Defence (including its on-vote agency) are represented as "Core Department and Agency". HM Treasury and the House of Commons Defence Committee have been made aware of the decision not to include a third column. The resource outturn for DE&S (BTE) is included as a separate line in Note 2.10 – Segmental Reporting.
- The Department has not fully complied with the FReM regarding the Carbon Reduction Commitment (CRC) Energy Efficiency Scheme and similar schemes' accounting requirements on the grounds of materiality. Rather than registering an asset and a liability to reflect its holding of allowances and its obligation to pay for emissions, the Department has reflected the purchase and sale of allowances as expenditure and income within the Statement of Comprehensive Net Expenditure. All other costs associated with the scheme, such as compliance checking, are also charged to the Statement of Comprehensive Net Expenditure.
- On the grounds of materiality, the Department, in applying IFRIC 1 – Changes in Existing Decommissioning, Restoration and Similar Liabilities – uses the cost model rather than the revaluation model to measure changes in its capitalised asset provisions.
- On the grounds of materiality, HM Treasury has also agreed that the information normally required by the FReM on Fees and Charges disclosures (paragraph 5.4.16) is not required and the disclosure provided at Note 6.1 is sufficient.
- The Department currently departs from the FReM by accounting for its inventory under current cost. It has been agreed with HM Treasury this is an appropriate bases for valuation until the 2018-19 Financial Year when the valuation will change to the lower of cost and Net Realisable Value. Further details can be found in Note 1.54.

1.2 The Statement of Comprehensive Net Expenditure is analysed between administration and programme costs. As an action from Spending Review 13 the Department undertook a review of its Administrative Cost Regime (ACR) boundary and has agreed, with HM Treasury, a revised ACR details of which are at SoPS Note 3.2.

Segmental Reporting

1.3 The Departmental Group's reporting segments are based on the information that the Defence Board uses to make decisions about operating matters and resource allocation. Further details are at Note 2.

Accounting Convention

1.4 These financial statements have been prepared under the historical cost convention, modified to include the revaluation of intangible assets, property, plant and equipment assets and inventories.

Basis of Preparation of Department's Annual Accounts

1.5 These financial statements comprise the consolidation of the Department, its Advisory NDPBs and ALBs sponsored by the Department. The Advisory NDPBs and ALBs which are included in the accounting boundary of the Departmental Group are listed in Note 27. The departmental boundary is similar to the concept of a group under generally accepted accounting practice, but is based on control criteria used by the Office for National Statistics to determine the sector classification of the relevant sponsored bodies and requires the individual bodies to be designated for consolidation by order of HM Treasury under statutory instrument. Subsidiaries which are public corporations, or fall outside the central government classification for some other reason, have been excluded from the accounting boundary (unless they satisfy the criteria for consolidation as an associate or joint venture) except for some minor entities where inclusion does not have a material impact on the consolidated position and the work required to exclude them is therefore not justified.

1.6 The ALBs use categories for their costs, including the distinction between capital and revenue expenditure, which do not always align with MOD categories. As they are not material, the operating costs of the Department's ALBs are split into three categories for the purpose of consolidation – 'staff costs', 'depreciation' and 'other'. ALBs operate a lower capitalisation threshold for Property Plant and Equipment than the Department. On the grounds of materiality, all ALB Non Current Property, Plant and Equipment are consolidated into the accounts. The Department has two Trading Funds which produce their own accounts and, as they fall outside Voted Supply, the Department's interests are included in the financial statements as non-current financial assets. The Department's third Trading Fund (Defence Support Group) was sold in year.

Critical Accounting Judgements and Key Sources of Estimation Uncertainty

1.7 Preparation of the Department's Annual Accounts requires significant judgements and estimates to be applied in order to arrive at the value of Departmental assets and liabilities and likewise the amount of revenue and expenses to be reported during the accounting period. The key areas in which judgements and estimates have been used are described below.

Non-Current Assets

1.8 Intangible non-current assets and plant and equipment assets are expressed at their fair value through the application of indices produced by Defence Statistics; indices are also applied to property assets during periods between the quinquennial revaluations undertaken by external professional valuers.

1.9 The useful economic life of an equipment asset is assessed by reference to its estimated out of service date and for other assets on the basis of their estimated period of utility to the Department. There is an inherent uncertainty in estimating the annual depreciation charge and the carrying amount of a tangible non-current asset. For example an increase in the useful economic life will decrease the depreciation charged to the Statement of Comprehensive Net Expenditure during the year and increase the asset's carrying amount at financial year end.

1.10 The out of service date for tangible non-current assets is subject to change depending on factors such as strategic defence policy and predicted obsolescence. The economic lives of non-current assets are regularly reviewed and, where appropriate, revised to reflect changing circumstances such as decisions reflected in the latest finalised Annual Budget Cycle.

Inventories

1.11 Where inventories have become surplus, unserviceable, defective or obsolescent, an estimated financial provision is applied to their carrying value to reduce it to net realisable value. Details of inventories balances are given in Note 13.

Accruals

1.12 Where expenditure has been incurred but not invoiced an estimate is made of the amount to be accrued. It is key to retain evidence to support this estimate. This is particularly so in complicated contractual

arrangements where it is necessary to present fairly the substance of the arrangement. Accruals are listed in Note 16.

Nuclear Decommissioning

1.13 Provisions have been made for the cost of decommissioning facilities and for the treatment, storage, and disposal of nuclear waste arising from operations at Rosyth and Devonport dockyards and at Atomic Weapons Establishment sites. Provisions are also included for the future cost of decommissioning operational nuclear submarines and likewise for the cost of decommissioning those which have reached their out of service date.

1.14 In calculating the provisions, an estimate has been made of the cash flows required to settle the obligations. Key assumptions in this estimate are the time period over which the provisions are estimated, the costs for the future storage and decommissioning of waste, the VAT rate and the discount rate used. While the discount rate applied to the future cash flows is subject to assumptions, the Department has used the discount rate mandated by HM Treasury. Details of how nuclear decommissioning provisions have been calculated are included in Note 18.

Changes During FY 2014-15 Which Have Affected the Preparation of These Annual Accounts

1.15 Changes in accounting policies, estimates and conventions in 2014-15 have not had a material impact on the accounts; the main change was:

- Implementation of the new Group accounting standards. The main changes are that departmental investments in associates and joint ventures outside the public sector should apply the equity accounting method and the removal of certain subsidiary companies of executive NDPBs whose accounts are consolidated into the Department's accounts.

Recent Changes to Regulations Affecting the Preparation of Future Annual Accounts

1.16 Changes in the 2015-16 FReM are not expected to have a material impact on the accounts; the main changes introduced are:

- IFRS 13 Fair Value. The main impact is likely to be for the valuation of surplus assets where there are no restrictions on sale where the valuation method will change from market value in existing use to a value based on highest and best use.
- Simplifying and Streamlining Central Government Annual Report and Accounts. The main changes are the introduction of three parts to the Annual Report and Accounts – the Performance Report; the Accountability Report and the Financial Statements.

Net Operating Costs

1.17 Costs are charged to the Statement of Comprehensive Net Expenditure in the period in which they are incurred and matched to any related income. Details of exit packages are included at Note 3 to the accounts. Costs of contracted-out services are included net of recoverable VAT. Other costs are VAT inclusive, although a proportion of this VAT is recovered via a formula agreed with HMRC. Surpluses and deficits on disposal of assets classified as held for sale and inventories declared for disposal are included at Note 5 Other Programme Costs.

1.18 Income from services provided to third parties is included within operating income, net of related VAT. In accordance with IAS 10, as interpreted by the FReM, Trading Fund dividends are recognised as operating income on an accruals basis, whilst other dividends are recognised in the year in which they are declared.

Non-Current Assets

1.19 The Department's capitalisation threshold is £25,000. Intangible and Property, Plant and Equipment assets are expressed at their fair value through the application of the Modified Historical Cost Accounting Convention (MHCA). Prospective indices, which are produced by Defence Statistics, are applied at the start of each financial year to the non-current assets which fall within the categories listed below. These indices look ahead to the Reporting Period date and include calculations to reflect the difference between the actual

change in prices during the prior year and the prospective indices used for that year. In addition, where there is a material difference between the indices for year end and those used throughout the year, the MHCA calculations are performed again, using the up to date indices at the year end. The value of the overseas estate assets is similarly adjusted to take account of the year-end exchange rates. However, Non-Current Assets are not subject to indexation during the period the platform remains in production as the contract is deemed to reflect fair value. Categories of indices used are:

- Land (by region and type);
- Buildings – Non Dwellings (UK and specific overseas indices);
- Buildings – Dwellings (UK and specific overseas indices);
- Single Use Military Equipment – Air Systems;
- Single Use Military Equipment – Sea Systems;
- Single Use Military Equipment – Land Systems;
- IT and Communications Equipment – Communications Equipment;
- IT and Communications Equipment – Office Machinery and Computers;
- Plant and Machinery – specific UK index covering all assets;
- Transport – Fighting Equipment;
- Transport – Other.

1.20 Property assets are also subject to a quinquennial revaluation by external professional valuers in accordance with IAS 16 – Property, Plant and Equipment, as interpreted by the FReM. Property assets are valued in one of two ways depending on their use. Non-specialist properties are valued at fair (i.e. market) value. For in-use non specialist properties, fair value is interpreted as market value for existing use. Specialist property for which there is no external market is valued at depreciated replacement cost. The majority of Service Families Accommodation is valued at depreciated replacement cost due to the positioning of housing in certain areas or as a result of the lack of an alternative market for certain holdings due to their remote geographic locations. Where market value for existing use is more appropriate, for example for small numbers of houses in a single location, this basis of valuation has been applied.

1.21 Non-Current Assets Under Construction are not subject to indexation where the contract payments capitalised during the period of construction are deemed to reflect fair value. On completion, balances are released from the project account into the appropriate asset category.

Intangible Non-Current Assets

1.22 Research costs are charged to the Statement of Comprehensive Net Expenditure in the period in which they are incurred.

1.23 Development costs are capitalised where the project is expected to result in an asset which will enter service. Those not capitalised are charged to the Statement of Comprehensive Net Expenditure.

1.24 After initial recognition, intangible non-current assets are revalued to fair value, using a market value where an active market exists. Where no market exists, indices are used to revalue the intangible asset to Depreciated Replacement Cost (DRC) or, if the asset is income generating, to value in use if lower than DRC. Intangible Non-Current Assets Under Construction are not subject to indexation where the contract payments capitalised during the period of construction are deemed to reflect fair value.

1.25 Capitalised development costs are amortised, on a straight line basis, over the planned operational life of the resultant asset, e.g. class of ship or aircraft. Amortisation commences when the asset type first enters operational service within the Department.

1.26 Externally purchased software including licences (other than for the operating system which is treated as part of the computer hardware and where appropriate capitalised as a tangible non-current asset) are capitalised where they contribute to the provision of services or other Departmental outputs for a period in excess of one year. Capitalised software is amortised, on a straight line basis, over the shorter of either the economic life or the licence period.

Property, Plant and Equipment Non-Current Assets

1.27 Property, Plant and Equipment assets are expressed at their fair value through the application of the Modified Historical Cost Accounting Convention (MHCA). Property, Plant and Equipment assets are indexed other than during the period where contract payments capitalised are deemed to already reflect fair value. There are assets with similar capabilities which have different values, reflecting the nature of the construction process. Some First of Class Non-Current Assets include one-off production set up costs which the subsequent platforms do not. Future platforms can also benefit from learning curve efficiencies.

1.28 The useful economic lives of property, plant and equipment non-current assets are reviewed annually and adjusted where necessary.

1.29 It is the Departmental capitalisation threshold which determines whether or not an asset is recorded on the Department's Non-Current Asset Register (NCAR); the threshold is £25,000. Where ALBs have used a lower capitalisation threshold, the assets have also been consolidated.

1.30 The Departmental threshold of £25,000 is not applied to individual capital spares and assembled Guided Weapons Missiles and Bombs (GWMB). Instead, for accounting purposes, these items are treated as pooled assets and included within the SUME category of non-current assets. GWMB and capital spares are depreciated and the depreciation charge in the Statement of Comprehensive Net Expenditure also includes the cost of GWMB fired to destruction.

1.31 The principal asset categories, together with their useful economic lives, are set out in the table below. All the assets are depreciated on a straight line basis.

	Category	Years
Land and Buildings	Land	Not depreciated unless it is held under a finance lease.
	Buildings (dwellings and non-dwellings):	
	– permanent	40 – 50
	– temporary	5 – 20
	Leasehold	Shorter of expected life and lease period
Single Use Military Equipment (including GWMB)	Air Systems - Fixed Wing	13 – 35
	Air Systems - Rotary Wing	25 – 30
	Sea Systems - Surface Ships	24 – 30
	Sea Systems - Submarines	28 – 32
	Land Systems - Armoured Vehicles	25 – 30
	Land Systems - Small Arms	10 – 15
Plant and Machinery	Equipment	10 – 25
	Plant and Machinery	5 – 25
Transport	Air Systems – Fixed Wing	25 – 35
	Air Systems – Rotary Wing	15 – 32
	Sea Systems – Surface Ships	20 – 30
	Land Systems – Specialised Vehicles	15 – 30
	Land Systems – Other Standard Vehicles	3 – 5
IT and Communications Equipment	Office Machinery	3 – 10
	Communications Equipment	3 – 30
Capital Spares	Items of repairable material retained for the purpose of replacing parts of an asset undergoing repair, refurbishment, maintenance, servicing, modification, enhancement or conversion.	As life of prime equipment supported
Operational Heritage Assets	Operational Heritage Assets are included within the principal asset category to which they relate.	As other non-current assets

Donated Assets

1.32 Donated assets (i.e. those assets that have been donated to the Department or assets for which the Department has continuing and exclusive use, but does not own legal title, and for which it has not given consideration in return) are capitalised at their current valuation on receipt and are revalued/depreciated on the same basis as purchased assets.

1.33 Income to the value of the donated assets is recognised in the year of donation except where donation is subject to conditions. Where donation is subject to conditions income is deferred to the year in which the conditions are met.

Componentisation and Subsequent Expenditure

1.34 The Department's policy on componentisation (the recognition of the cost of replacing part of an asset) is as follows:

- Newly built property assets, with the exception of specialist assets, are not subject to componentisation at the point of initial capitalisation as the cost of any potential component is not significant to the total cost of the asset. Specialist assets such as runways are considered for componentisation.
- Where a property asset is refurbished or part of it replaced, the expenditure is recognised within the carrying amount of the overall asset. For assets above £500,000, the carrying amount of the part which is replaced is de-recognised. The Quinquennial Revaluation is used to adjust any short term valuation differences.
- Material expenditure on major refits and overhauls in the sea environment are accounted for separately when their value is consumed by the Department over a different period from the life of the corresponding core asset.

Impairment

1.35 Impairment charges to the Statement of Comprehensive Net Expenditure occur in circumstances which reduce the carrying amount of property, plant and equipment assets to their recoverable amount. All impairment losses (except for those arising from a clear consumption of economic benefit or loss of service potential) are written off against the Revaluation Reserve until the carrying amount of the asset reaches its depreciated historic cost. Impairment losses below this amount are charged to the net operating cost section of the Statement of Comprehensive Net Expenditure. Any reversal of an impairment charge is recognised in the Statement of Comprehensive Net Expenditure to the extent that the original charge was previously recognised there. Any remaining amount is recognised in the Revaluation Reserve.

1.36 All impairment losses arising from a clear consumption of economic value or loss of service potential are written off to the net operating cost section of the Statement of Comprehensive Net Expenditure. Any balance on the Revaluation Reserve (up to the level of the impairment) is transferred to the General Fund.

1.37 Capitalised development costs that are directly linked to a class of asset are impaired if the whole class of the associated tangible non-current asset is impaired. The magnitude of the impairment applied is in the same proportion as that applied to the underlying asset class.

Disposal of Tangible Non-Current Assets

1.38 Disposal of assets is handled principally by two specialist internal organisations: the Defence Infrastructure Organisation for property assets and the Disposal Services Authority for non-property assets.

1.39 Non-current assets are reclassified as held for sale if their carrying amount will be recovered principally through a sales transaction rather than through continuing use. For this to be the case, the asset must be available for immediate sale, subject only to terms that are usual and customary for the sale of such assets. The sale must also be highly probable, and expected to complete within one year.

1.40 When assets are classified as held for sale, they are re-classified as current assets and valued at the lower of their carrying amount and their fair value less costs to sell. No further depreciation is applied.

Leased Assets

1.41 Assets held under finance leases are capitalised as non-current assets and a corresponding liability recognised. The assets are depreciated over the shorter of the lease term and their estimated useful economic life. Payments are apportioned between reductions in the capital obligations included in payables and finance costs charged to the Statement of Comprehensive Net Expenditure. Expenditure under operating leases is charged to the Statement of Comprehensive Net Expenditure in the period to which the charge relates.

1.42 The Department may also enter into arrangements that do not take the legal form of a lease but which give the Department the right to use an asset in return for payment. IFRIC 4 – Determining whether an Arrangement Contains a Lease provides guidance on determining whether such arrangements contain leases. Where leases are identified, they should be classified as operating or finance leases in accordance with IAS 17 – Leases, and accounted for in accordance with the accounting policies set out in Note 1.41.

1.43 The Department has conducted a review, with support from an external accountancy consultant, of its most significant contract arrangements where IFRIC 4 is likely to apply. This has confirmed that the Department has a number of significant lease type arrangements which are not currently recognised and cannot be accurately quantified. As a result of the complex, resource intensive and costly practical issues identified by the review, the Department, with HM Treasury support, has decided not to apply IFRIC 4 to existing contracts on the grounds that it does not represent value for money. The Department is considering further work in respect of the application of IFRIC 4 to new contracts. As a result of the decision not to implement IFRIC 4 for legacy contracts MOD's accounts will continue to receive a qualified audit opinion for the foreseeable future.

1.44 The impact on the financial statements of not applying IFRIC 4 is that contractors' assets held under finance leases and the associated liabilities have been excluded from the Statement of Financial Position. Commitments under operating leases and finance leases have also been omitted from Notes 20.1 and 20.3.

Public Private Partnerships (PPP) including Private Finance Initiative (PFI) Arrangements

1.45 Where PPP including PFI arrangements fall within the scope of the IFRIC 12 – Service Concession Arrangements definition of Service Concession Arrangements, the infrastructure assets and liabilities are reported on the Department's Statement of Financial Position. Unitary charges are apportioned between reduction in the capital obligation and charges to the Statement of Comprehensive Net Expenditure for service performance and finance costs.

1.46 Where PPP including PFI arrangements are outside the scope of IFRIC 12 – Service Concession Arrangements, the arrangement is assessed to establish whether it contains a lease under IFRIC 4. If it does contain a lease, the lease is accounted for as either a finance or an operating lease in accordance with IAS 17. Where the arrangement does not contain a lease, the expenditure will be recognised as it falls due.

Financial Instruments

1.47 The Department has foreign currency forward purchase contracts, denominated in US Dollars and Euros, and fuel fixed price swap contracts denominated in US Dollars which are accounted for as derivatives and classified as Held For Trading financial instruments.

1.48 The foreign currency forward purchase contracts are measured at fair value with movements in fair value being charged or credited to the Statement of Comprehensive Net Expenditure. The fair value is measured as the difference between the currency's closing mid-market rate at the date of valuation (representing the spot rate) and the rate stipulated in the contract multiplied by the number of contracted units of currency. The Department obtains the closing mid-market rate from the Bank of England. The forward contracts will only have a fair value up to their date of settlement. Once each contract has been settled, the derivative is removed from the Department's Statement of Financial Position. The forward contracts were purchased from the Bank of England. Details of existing contracts are at Notes 9.9 to 9.11 to the accounts.

1.49 The Department uses fixed price swap contracts to manage its risk of fuel price movements in

respect of aviation turbine fuel, marine gas oil, unleaded ground fuel and diesel ground fuel. The contracts are measured at fair value with movements in fair value being charged or credited to the Statement of Comprehensive Net Expenditure. The fair value is measured as the difference between the market rate for the four commodities at the date of valuation and the PLATTS rate stipulated in the contracts, multiplied by the contracted volumes, in the contracted currency. The market rate is determined by the latest average PLATTS index for the month. These values are converted to sterling using the closing mid-market rate obtained from the Bank of England. The swap contracts will only have a fair value up to their date of settlement. Once each contract is settled, it is removed from the Statement of Financial Position. Swap contracts are purchased by competitive tender using a panel of financial institutions (the latter chosen following a comprehensive assessment). The contracting process began in 2010-11 for supply in 2011-12 onwards for aviation and marine fuels. This was extended to the four fuels in 2013-14. Details of existing contracts are at Notes 9.12 and 9.13 to the accounts.

1.50 Public Dividend Capital is not treated as a financial instrument in the Department's financial statements and is reported at historic cost less any impairment. The Department's investments in special or 'golden' shares are not recognised on the Statement of Financial Position. The entities in which the Department holds special shares are listed at Note 10.7.

1.51 Receivables, including trade receivables, staff loans and advances are classified as Loans and Receivables and are initially measured at fair value and subsequently at amortised cost. Discounting is relevant to those receivables and loans which carry no rate of interest or a subsidised rate. However, the Department's receivables that are due within 1 year are not discounted on the grounds of materiality. Provisions are only made for specific bad debts.

1.52 Liabilities covering trade payables and accruals are classified as Payables and Accruals and are initially measured at fair value and subsequently at discounted cost. This applies to those liabilities carrying a nil or a subsidised rate of interest. On the grounds of materiality, the Department's liabilities falling due within 1 year are not discounted.

1.53 The Department has not made a provision for arrangements that fall within the scope of a financial guarantee contract on the grounds that there is a very low probability of a claim maturing.

Inventories

1.54 On transition from UK GAAP to IFRS, HMT confirmed that the introduction of IAS 2 (which requires Inventories to be held at the lower of cost or net realisable value) would not require any immediate changes in the MOD's accounting treatment of inventories. The Department and HM Treasury have discussed the continued appropriateness of valuing inventories at current cost and HM Treasury, as the Relevant Authority has confirmed an adaptation to the FReM – that the Department can continue with current replacement cost accounting for Inventories. It has also been agreed that the valuation basis for inventories will change to the lower of cost and net realisable value by Financial Year 2018-19. This is to allow time for changes to the financial systems to support an historic cost valuation in accordance with the FReM.

1.55 Inventories are recognised on the Department's Statement of Financial Position from the point of acquisition to the point of issue for consumption, sale, write-off or disposal.

1.56 Inventory which is expected to be used is valued at the cost of replacing the materiel – i.e. at current cost based on purchase price or estimated through indexation. However, where there is no expectation of consumption or sale in the ordinary course of business, the value is impaired to reduce it to Net Realisable Value.

1.57 Some items of inventory, for example munitions, have a limited shelf life and depreciation (on a straight line basis) is applied throughout the life of these items. When an item is consumed, written off or disposed of the remaining carrying value is charged to the Statement of Comprehensive Net Expenditure.

Cash and Cash Equivalents

1.58 The Department determines cash as cash in hand and demand deposits (repayable on demand) with any commercial bank or other financial institution. This includes gold coins and deposits denominated in

foreign currencies after allowing for unrepresented payments and uncleared deposits.

1.59 Cash equivalents are determined as short term, highly liquid investments that are readily convertible to known amounts of cash and are subject to an insignificant risk of change in value. Cash and cash equivalents in the Department's Statement of Financial Position comprise balances held by the Government Banking Service, commercial banks and cash in hand.

Provisions for Liabilities and Charges

1.60 Provisions for liabilities and charges have been established under the criteria of IAS 37 – Provisions, Contingent Liabilities and Contingent Assets and are based on realistic estimates of the expenditure required to settle legal or constructive obligations that exist at the Reporting Period date.

1.61 On initial recognition, provisions are charged to the Statement of Comprehensive Net Expenditure unless the expenditure will provide access to current and future economic benefits, in which case a capitalised asset provision is created. The carrying amount of any capitalised asset provision is depreciated and charged to the Statement of Comprehensive Net Expenditure over the remaining estimated useful economic life of the underlying asset. Provisions are discounted at rates advised by HM Treasury and three different rates are used for provisions depending on the time boundary they fall into. The pensions discount rate advised by HM Treasury is used for provisions relating to employee benefits. The discount is unwound over the remaining life of the provision and shown as an interest charge in the Statement of Comprehensive Net Expenditure.

Reserves

1.62 The Revaluation Reserve reflects the unrealised element of the cumulative balance of revaluation and indexation adjustments on non-current assets and inventories.

1.63 The General Fund represents the balance of the Taxpayers' Equity in the Core Department. Reserves relating to the ALBs are split into 'Restricted' and 'Unrestricted' reserves, where restricted reserve have limitations, e.g. covenants and other legal restrictions, on their use.

Pensions

1.64 Present and past employees are mainly covered by the Civil Service pension arrangements for civilian personnel and the AFPS for Service personnel with a small number, including those in ALBs, covered by other schemes (see Note 17). There are separate scheme statements for the AFPS and Civil Service pensions. Further details can be found at: www.civilservice-pensions.gov.uk and <https://www.gov.uk/pensions-and-compensation-for-veterans>

1.65 Both the AFPS and the main Civil Service pension schemes are unfunded defined benefit pension schemes although, in accordance with the HM Treasury FReM, the Department accounts for the schemes in its accounts as if they were defined contribution schemes. The employer's charge is met by payment of an estimated Superannuation Contribution Adjusted for Past Experience (SCAPE), which represents the cost of providing future superannuation protection for all personnel currently in pensionable employment. The Department's Statement of Financial Position will only include a payable in respect of pensions to the extent that the contributions paid to the pension funds in the year fall short of the SCAPE and employee contributions due. Money purchase pensions delivered through employer-sponsored stakeholder pensions have been available as an alternative to all new Civil Service entrants since October 2002.

Early Departure Costs

1.66 The Department provides in full for the cost of meeting pensions up to the normal retirement age in respect of military and civilian personnel early retirement programmes. Early departure provisions under pension scheme rules are discounted at the pensions' discount rate, issued annually by HM Treasury, 1.3% as at 31 March 2015 (1.8% as at 31 March 2014). Pensions payable after the normal retirement age are met by the Armed Forces Pension Scheme for military personnel and, mainly, by the Principal Civil Service Pension Scheme for civilian personnel. However, any additional element payable beyond normal retirement age, which derives from the enhancement of reckonable service, continues to be met by the Department. Redundancies are provided for in full.

Foreign Currency

1.67 All transactions that are denominated in a foreign currency are translated into Sterling using the General Accounting Rate (GAR) prevailing at the date of each transaction. For each currency, the GAR is updated monthly based on spot rates. In respect of US Dollars and Euros the GAR is based on the average of the published spot rates in the week immediately preceding the new month. Exchange differences will arise when a currency transaction is settled at a GAR which differs from the rate used when the transaction was initially recorded. In addition, monetary assets and liabilities are translated at the mid-market closing rate applicable at the Reporting Period date and the exchange differences are reported in the Statement of Comprehensive Net Expenditure.

1.68 Overseas non-monetary assets and liabilities are subject to annual revaluation and are translated at the mid-market closing rate applicable at the Reporting Period date. Nuclear inventories are revalued using the GAR. Exchange differences are taken to the Revaluation Reserve.

VAT

1.69 The Department is registered for VAT and pays tax on its purchases in accordance with Value Added Tax Act 1994 (VATA94). As it is a non-business organisation, most of the VAT the Department incurs is non-recoverable and therefore a cost to the Department.

Third Party Assets

1.70 Third party assets are those for which the Department acts as custodian or trustee but in which neither the Department nor the government has a direct beneficial interest. As they are not public assets they are not recorded in the Statement of Financial Position.

Heritage Assets

1.71 Operational heritage assets are valued at fair value using the same methodology applied to other assets of the same general type. Non operational heritage assets are valued at fair value if information is available and if valuation is considered beneficial. Further details of heritage assets are at Note 26.

2. Segmental Analysis

2.1 The Department's organisational structure is set out in the Governance Statement and additional information is provided in *The New Operating Model: How Defence Works* available at: www.gov.uk/government/publications/the-new-operating-model-how-defence-works. The structure is the key factor in determining the reporting segments disclosed below.

2.2 The Royal Navy, the Army, and the Royal Air Force are supported by: Joint Forces Command – responsible for the planning and execution of joint operations outside the UK; Defence Equipment and Support (Bespoke Trading Entity) – responsible for procurement and support of equipment; the Defence Infrastructure Organisation – responsible for managing the Defence Estate and Head Office and Corporate Services – responsible for policy, strategy and corporate services such as payroll.

2.3 Forecasts of near cash expenditure against budgets (Resource and Capital) are regularly reviewed by the Defence Board when considering performance and resource allocation. The tables below set out the detail of this near cash net expenditure, by segment (where the Board consider the net expenditure at that level of detail), and analyse the net expenditure reviewed between Resource and Capital.

2.4 The Board also receives separate information on the total additional spend on Military Operations (Resource and Capital) – this information, in more detail than presented to the Board, is set out at SoPS Note 2 (each expenditure type is prefixed by 'Operations'). The Board also separately consider expenditure on War Pensions Benefits against the budget approved by Parliament (these details are set out at SoPS Note 2) and expenditure on the Equipment Plan. The Board review the Department's Net Cash Requirement – details of which are set out in the Statement of Parliamentary Supply and are not duplicated here.

2.5 The routine financial information considered by the Board does not include details of assets and liabilities and therefore does not form part of these disclosures. The Board do not receive information on the separate Administration Control Total and the figures presented to the Board do not include the full net expenditure of ALBs (they do include Grants in Aid and certain payments made on behalf of these bodies). Information on expenditure by geographical area or major customers is not routinely considered and is therefore not disclosed below.

2.6 Transactions between segments take two main forms:

- Costs such as payroll, equipment support, centralised contract costs, estate management, inventory consumption etc. are allocated to segments by the main accounting systems e.g. accounts payable, accounts receivable, civilian payroll, military payroll, inventory and Non-Current Asset registers.
- Costs incurred by one segment on behalf of another are subject to agreement and then transferred by a central accounts section to ensure the net effect on the Department's consolidated accounts remains correct.

2.7 DE&S(BTE) was new for 2014-15 and formed by bringing together internal sections and individuals whose costs for the previous year were an integral part of the previous DE&S. This integrated expenditure could not be separately identified without excessive cost. In accordance with IFRS 8, the table below sets out the Department's segmental information as if the reorganisation had not taken place.

Net Resource DEL Outturn	2014-15 £000	2013-14 £000
Outturn by Top Level Budget (reviewed as forecast against budget by the Board during the year)		
Royal Navy	2,347,969	2,270,922
Army	6,365,814	6,740,905
Royal Air Force	2,411,278	2,541,985
Joint Forces Command	1,876,347	1,523,486
Defence Equipment & Support	8,343,573	8,258,402
Defence Infrastructure Organisation	2,749,397	2,771,562
Head Office & Corporate Services	1,476,437	1,414,884
	25,570,815	25,522,146
Reconciliation to Operating Costs		
Net Resource Outturn for Cost of Operations (excluding depreciation, impairments and provisions) - reviewed by the Board as total forecast resource outturn against Estimate during the year	675,393	1,284,373
War Pensions Benefits (Annually Managed Expenditure) - reviewed by the Board as total forecast resource outturn against Estimate during the year	837,649	858,964
Sub total of Net Resource Outturn reviewed by the Board during the financial year	27,083,857	27,665,483
Balance of Net Resource Outturn not reviewed by the Board (depreciation, impairment, provisions, Annually Managed Expenditure, Centrally Managed Expenditure and ALB income and expenditure)	9,885,487	9,746,089
Total Resource Outturn (See SoPS Note 2)	36,969,344	37,411,572
Less: items included in Net Resource Outturn but not included in Net Operating Costs (see SoPS Note 3.1) and also excluding ALB income and expenditure	(86,434)	78,250
Total Departmental Operating Costs (see Statement of Comprehensive Net Expenditure)	36,882,910	37,489,822

Net Capital DEL Outturn	2014-15 £000	2013-14 £000
Outturn by Top Level Budget (reviewed by the Board)		
Royal Navy	13,818	2,413
Army	36,500	39,693
Royal Air Force	4,893	1,375
Joint Forces Command	7,028	10,502
Defence Equipment & Support	7,134,741	6,543,840
Defence Infrastructure Organisation	731,573	817,716
Head Office & Corporate Services	(221,265)	28,199
	7,707,288	7,443,738
Reconciliation to Capital Outturn		
Net Capital Outturn for Cost of Operations (excluding Annually Managed Expenditure) - reviewed by the Board as a total forecast figure against Estimate during the year	8,930	125,603
Sub total of Capital Outturn reviewed by the Board	7,716,218	7,569,341
Balance of Capital Outturn not reviewed by the Board (Capital AME, foreign exchange movements and ALB capital outturn)	120,063	(126,085)
Total Capital Outturn (See SoPS Note 2)	7,836,281	7,443,256

2.8 On 1 April 2014, as part of Defence Transformation, the DE&S (BTE) was established – a new segment for review by the Defence Board. The balance of the old DE&S segment's costs have, under the new delegated operating model for Defence, become the responsibility of the Front Line Commands.

2.9 DE&S (BTE) was set up to equip and support the UK's Armed Forces for operations now and in the future. The individual Services set the requirements and budgets, this gives them the flexibility to allocate funding where they consider it to be most critical. The work of DE&S (BTE) ranges from submarines, warships, aircraft and missiles, through to armoured vehicles, utility trucks, body armour and field kitchens. DE&S (BTE) manages: new equipment procurements; upgrades, updates and upkeep of equipment in service; and undertakes disposals and decommissioning.

2.10 The tables below set out the segmental information on the new organisational basis, as considered by the Defence Board. In this layout the new DE&S (BTE) organisation is separately identified, with the balance of the former DE&S segment shown as part of the reconciliations to the Statement of Comprehensive Net Expenditure and to the Capital Outturn at SoPS Note 2.

Net Resource DEL Outturn	2014-15 £000	2013-14* £000
Outturn by Top Level Budget (reviewed by the Board)		
Royal Navy	2,347,969	2,270,922
Army	6,365,814	6,740,905
Royal Air Force	2,411,278	2,541,985
Joint Forces Command	1,876,347	1,523,486
Defence Equipment & Support (Bespoke Trading Entity)	1,017,277	-
Defence Infrastructure Organisation	2,749,397	2,771,562
Head Office & Corporate Services	1,476,437	1,414,884
	18,244,519	17,263,744
Reconciliation to Operating Costs		
Net Resource Outturn for Cost of Operations (excluding depreciation, impairments and provisions) - reviewed by the Board as total forecast resource outturn against Estimate during the year	675,393	1,284,373
War Pensions Benefits (Annually Managed Expenditure) - reviewed by the Board as total forecast resource outturn against Estimate during the year	837,649	858,964
Sub total of Net Resource Outturn reviewed by the Board during the financial year	19,757,561	19,407,081
Balance of Net Resource Outturn not reviewed by the Board (depreciation, impairment, provisions, Annually Managed Expenditure, Centrally Managed Expenditure and ALB income and expenditure)	9,876,224	9,746,089
Balance of the Net Resource Outturn relating to the old DE&S organisation. This expenditure is not separately reviewed by the Board; it forms part of the Equipment Plan expenditure which the Board reviews by Service Command and Strategic Programme (see table below)	7,335,559	8,258,402
Total Resource Outturn (See SoPS Note 2)	36,969,344	37,411,572
Less: items included in Net Resource Outturn but not included in Net Operating Costs (see SoPS Note 3.1) and also excluding ALB income and expenditure	(86,434)	78,250
Total Departmental Operating Costs (see Statement of Comprehensive Net Expenditure)	36,882,910	37,489,822

*The 2013-14 information has been restated to reflect changes to the way the Board reviews performance and makes decisions on resource allocations between Segments following the establishment of the Defence Equipment & Support (Bespoke Trading Entity).

Net Capital DEL Outturn	2014-15 £000	2013-14* £000
Outturn by Top Level Budget (reviewed by the Board)		
Royal Navy	13,818	2,413
Army	36,500	39,693
Royal Air Force	4,893	1,375
Joint Forces Command	7,028	10,502
Defence Infrastructure Organisation	731,573	817,716
Head Office & Corporate Services	(221,265)	28,199
	572,547	899,898
Reconciliation to Capital Outturn		
Net Capital Outturn for Cost of Operations (excluding Annually Managed Expenditure) - reviewed by the Board as a total forecast figure against Estimate during the year	8,930	125,603
Sub total of Capital Outturn reviewed by the Board	581,477	1,025,501
Balance of Capital Outturn not reviewed by the Board (Capital AME, foreign exchange movements and ALB capital outturn)	120,063	6,417,755
Balance of the Net Capital Outturn relating to the old DE&S organisation. This expenditure is not separately reviewed by the Board; it forms part of the Equipment Plan expenditure which the Board reviews by Service Command and Strategic Programme (see table below)	7,134,741	
Total Capital Outturn (See SoPS Note 2)	7,836,281	7,443,256

*The 2013-14 information has been restated to reflect changes to the way the Board reviews performance and makes decisions on resource allocations between Segments following the establishment of the Defence Equipment & Support (Bespoke Trading Entity).

2.11 As set out in the accounting policies note (Note 1.1. – first bullet) the Department has not disclosed its Core Department expenditure separately. If it had, in the financial statements and related notes, the DE&S(BTE) expenditure would have been removed from the current ‘Core Department and Agencies’ column to create an extra column ‘Core Department’. The additional detail would be most noticeable on the SoCNE and related notes as the DE&S(BTE) costs consist of: staff costs £649M and other operating costs £371M. These numbers for DE&S BTE are still subject to audit at the time of signing these accounts.

The Equipment Plan

2.12 In addition to reviewing the information above, the Defence Board also receive information on expenditure on the Equipment Plan. This is the expenditure which was previously included in the segmental analysis as DE&S and in the revised format above is included in the reconciling sections; it covers expenditure on equipment support and the procurement of Single Use Military Equipment and other equipment for Defence. The details are set out below and allow the Defence Board to make decisions about resource allocation to segments and to assess performance.

Equipment Plan	2014-15 £000
Outturn by Budget Area (reviewed by the Board)	
Strategic Programme	3,864,800
DE&S Corporate	42,200
Joint Forces Command	2,207,400
Royal Air Force	3,373,900
Royal Navy	3,373,300
Army	1,608,700
Total	14,470,300

3. Staff Numbers and Costs

3.1 The average number of full-time equivalent persons employed during 2014-15 and 2013-14 are set out in the following table.

	2014-15		2013-14	
	Core Department & Agencies	Departmental Group	Core Department & Agencies	Departmental Group
Civilian Staff				
Permanent staff	54,690	57,390	56,830	59,560
Temporary staff	160	227	160	226
Ministers and special advisers	8	8	8	8
Armed Forces	162,800	162,800	171,540	171,540
Totals	217,658	220,425	228,538	231,334

In order to align with the total pay costs incurred during the year, shown at paragraph 3.2 below, the calculation of the number of staff uses monthly statistics to identify an average number employed for the year. The figures reflect the number of personnel in organisations within the Departmental Boundary for the Annual Accounts and therefore exclude those in the Trading Funds. Locally Employed Civilians are included as permanent staff because the additional detail required to analyse the figures between permanent and temporary is not available. More information on the Department's staff numbers, and the statistical calculations used, is available on the website: <http://www.dasa.mod.uk>

3.2 The aggregate staff costs, including grants and allowances paid, were as follows:

	2014-15		2013-14	
	Core Department & Agencies £000	Departmental Group £000	Restated Core Department & Agencies £000	Restated Departmental Group £000
Staff costs - Administration*	995,404	995,404	1,087,058	1,087,058
Staff costs - Programme*	9,954,261	10,041,615	10,398,472	10,484,540
	10,949,665	11,037,019	11,485,530	11,571,598
Made up of:				
Salaries and wages	8,063,815	8,134,952	8,433,353	8,509,643
Social security costs	601,647	611,675	627,892	631,406
Pension costs	2,142,524	2,148,713	2,205,565	2,211,829
Redundancy and severance payments	141,679	141,679	218,720	218,720
	10,949,665	11,037,019	11,485,530	11,571,598
Paid to:				
Armed Forces	8,639,041	8,639,041	9,173,564	9,173,564
Civilian	2,310,624	2,397,978	2,311,966	2,398,034
	10,949,665	11,037,019	11,485,530	11,571,598

* A new Administrative Cost Regime for 2014-15 onwards was agreed with HM Treasury. Prior period figures have been restated. Further details are at SoPS Note 3.2.

Principal Civil Service Pension Scheme

3.3 The Principal Civil Service Pension Scheme (PCSPS) is an unfunded multi-employer defined benefit scheme. The Ministry of Defence is unable to identify its share of the underlying assets and liabilities. An actuarial valuation of the PCSPS has been completed with an effective date of 31 March 2012 and can be found at <http://www.civilservicepensionscheme.org.uk/about-us/scheme-valuations/>

3.4 For the year to 31 March 2015, of the total pension contributions (including an estimate in respect of IAS 19 – Employee Benefits) for the Departmental Group in the table above, £283M (2013-14: £269M) were payable in respect of the various schemes in which civilian staff were members. Contributions to the PCSPS in the same period were £260M (2013-14: £260M) calculated using four percentage rates (16.7%, 18.8%, 21.8% and 24.3%) of pensionable pay, based on four salary bands. The salary bands and percentage contribution rates will change for 2015-16. The scheme's Actuary reviews employer contributions, usually, every four years following a full scheme valuation. The contribution rates are set to meet the cost of the benefits accruing, to be paid when the member retires, not the benefits paid during the period to existing pensioners.

3.5 Employees can opt to open a partnership pension account, a stakeholder pension with an employer contribution. Employer contributions of £1.7M (2013-14 £1.5M) were paid to one or more of the panel of three appointed stakeholder pension providers. Employer contributions are age-related and range from 3% to 12.5% (2013-14 from 3% to 12.5%) of pensionable pay. Employers also match employee contributions up to 3% of pensionable pay. In addition, employer contributions of £0.8M (2013-14 £0.2M) representing 0.8% of pensionable pay were payable to the PCSPS to cover the cost of future provision of lump sum benefits on death in service and ill health retirement of these employees.

Armed Forces Pension Scheme

3.6 The Armed Forces Pension Scheme is an unfunded, non-contributory, defined benefit, salary-related, contracted out, occupational pension scheme. A formal valuation of the AFPS was carried out as at 31 March 2014 by the scheme's actuary, the Government Actuary's Department. Scheme members are entitled to a taxable pension for life and a tax-free pension lump sum if they leave the Regular Armed Forces at or beyond normal retirement age; those who have at least two years service who leave before age 55 will have their pensions preserved until age 60 or 65 depending on the scheme. Pensions may be payable to the spouse, civil partner, partner or to eligible children. Death-in-service lump sums are payable subject to nomination. AFPS 05 offers ill-health benefits if a career is cut short by injury or illness, irrespective of cause. Additionally, if the injury or illness is mainly attributable to service, compensation for conditions caused on or after 6 April 2005 will be considered under the Armed Forces Compensation Scheme (AFCS).

3.7 AFPS 05 members who leave before the age of 55 may be entitled to an Early Departure Payment, providing they have at least 18 years service and are at least 40 years of age. The Early Departure Payment Scheme pays a tax-free lump sum and income of between 50% and 75% of preserved pension between the date of the individual's departure from the Armed Forces and age 55. The income rises to 75% of preserved pension at age 55 and is index linked. At age 65, the Early Departure Payment stops and the preserved pension and preserved pension lump sum are paid.

3.8 A new Armed Forces Pension Scheme will be introduced in April 2015. It will be known as the Armed Forces Pension Scheme 2015 (AFPS15). All Service personnel who are members of one of the Armed Forces Pension Schemes (e.g. AFPS 75, AFPS 05, FTRS 97 and RFPS) who will be serving beyond April 2015 will be automatically transferred to the new scheme unless they qualify for Transitional Protection. The Government has offered Transitional Protection to those who are within 10 years of their respective scheme's Normal Pension Age on 1 April 2012. Further details of the new scheme are available at: <https://www.gov.uk/pensions-and-compensation-for-veterans#armed-forces-pension-scheme-2015>

3.9 For the year to 31 March 2015 total employer's pension contributions (including an estimate in respect of IAS 19 – Employee Benefits) payable to the AFPS were £1.9Bn (2013-14: £1.9Bn) based on employer's contribution rates determined by the Government Actuary. For 2014-15, the employer's contribution rates were 42.6% of pensionable pay for Officers (2013-14: 42.8%) and 30.6% of pensionable pay for Other Ranks (2013-14: 30.8%). These rates will change to 53.4% for Officers and 52% for Other Ranks from 1 April 2015. The contribution rates reflect benefits as they are accrued, not costs actually incurred in the period, and reflect past experience of the scheme. Further information on the AFPS and the AFCS can be found at: <https://www.gov.uk/pensions-and-compensation-for-veterans>

Other Pension Schemes

3.10 The Armed Forces Pension Scheme incorporates a number of smaller schemes, including: the Non-Regular Permanent Staff Pension Scheme, the Gurkha Pension Scheme and the Reserve Forces Pension Scheme. The membership of these schemes is approximately 5% of the AFPS total membership and the employer's contributions to the schemes are included in the figure payable to the AFPS, at paragraph 3.9.

3.11 Certain other employees are covered by schemes such as the National Health Service Pension Scheme and the Teachers' Pension Scheme. The figure for total employers' pension contributions at paragraph 3.4 includes contributions in respect of these schemes. Some employees and former employees are members of other schemes, for example the Merchant Navy Ratings Pension Fund and schemes covering locally employed civilians in Germany, Cyprus and Gibraltar. Estimates of the liabilities for these schemes are included in the accounts and additional details are provided at Note 17 – Pensions.

Civil Service and Other Compensation Schemes – Exit Packages

3.12 The figures in the following table include redundancy and other departure costs paid in accordance with the provisions of the Civil Service Compensation Scheme (CSCS). Where the Department has agreed early retirements the costs are met by the MOD and not by the Civil Service Pension Scheme. The table includes 157 individuals who retired early on ill-health grounds during 2014-15 (2013-14 116); their total accrued pension liabilities for the year were £0.2M (2013-14 £0.3M).

3.13 For staff leaving under voluntary exit or voluntary redundancy terms the cost includes any top-up to compensation provided by the Department to buy out the actuarial reduction on an individual's pension as well as the compensation payment.

3.14 The table also includes the members of the Armed Forces released under schemes introduced as part of the SDSR. All Armed Forces redundancies are compulsory; the law does not provide for voluntary redundancy. While personnel are invited to apply for consideration, the Services may retain applicants, and make non-applicants redundant in their stead, in order to retain the right balance of skills and experience across the rank structures. Successful applicants are included in the table as 'other departures agreed'; non applicants are listed as compulsory.

Exit Package Cost Band	Number of Compulsory Redundancies*		Number of Other Departures Agreed*		Total Number of Exit Packages by Cost Band*	
	2014-15	2013-14	2014-15	2013-14	2014-15	2013-14
<£10,000	21	39	18	57	39	96
£10,000 - £25,000	256	233	501	1,992	757	2,225
£25,000 - £50,000	257	445	509	2,233	766	2,678
£50,000 - £100,000	113	166	184	1,050	297	1,216
£100,000 - £150,000	-	8	7	95	7	103
£150,000 - £200,000	-	-	2	17	2	17
£200,000 - £250,000	-	1	-	4	-	5
£250,000 - £300,000	-	-	-	3	-	3
£300,000 - £350,000	-	-	-	-	-	-
£350,000 - £400,000	-	-	-	-	-	-
£400,000 - £450,000	-	-	-	-	-	-
£450,000 - £500,000	-	-	-	-	-	-
Total Number of Exit Packages	647	892	1,221	5,451	1,868	6,343
	£M	£M	£M	£M	£M	£M
Total Resource Cost	21.2	32.7	40.2	199.8	61.4	232.5

*The 2014-15 figures exclude civilian exits from the Core Department - these details were not available at the date of publication and will be included in the 2015-16 accounts.

3.15 In addition to the exit packages detailed above the Department may occasionally make use of early release schemes to reduce the number of civilian staff who are not members of the CSCS, for example locally employed staff in Germany and Cyprus, teachers and nursing staff.

3.16 Members of the Armed Forces Pension Scheme who leave before the age of 55 may be entitled to an Early Departure Payment (EDP); these payments are not included above unless they are a result of SDSR redundancy schemes. Details of the EDP scheme are set out at Note 3.7 to the accounts.

4. Other Administration Costs

		2014-15		2013-14*
	Core Department & Agencies £000	Departmental Group £000	Restated Core Department & Agencies £000	Restated Departmental Group £000
Professional fees, and external assistance on strategic, financial, IT, technical and organisational change & management, and legal support.	463,849	463,849	394,486	394,486
Total Other Administration Costs	463,849	463,849	394,486	394,486

* A new Administrative Cost Regime for 2014-15 onwards was agreed with HM Treasury. Prior period figures (£17.139M) have been restated. Further details are at SoPS Note 3.2.

5. Other Programme Costs

		2014-15		2013-14
	Core Department & Agencies £000	Departmental Group £000	Restated Core Department & Agencies £000	Restated Departmental Group £000
Other Programme Costs – Non-Cash Expenditure				
Auditors' remuneration - audit work only†	2,186	2,186	1,860	1,860
Depreciation and amortisation:				
– Intangible assets	1,653,325	1,653,325	1,790,912	1,790,912
– Property, plant and equipment (PPE) owned assets*	6,154,625	6,167,939	5,915,480	5,934,369
– PPE held under finance leases	106,875	106,875	112,338	112,338
– PPE held under service concession arrangements	361,296	361,296	440,461	440,461
Impairment on non-current assets:				
– Arising on Quinquennial valuation	332,000	332,000	(78)	(78)
– Arising on Other items	107,968	107,968	917,728	917,728
Provisions to reduce inventory to net realisable value	259,822	259,822	253,080	253,080
Inventory write off / (on) - net	321,963	321,963	361,715	361,715
(Surplus) / deficit on disposal of property, plant and equipment and intangible assets	(61,880)	(61,880)	(90,743)	(90,743)
(Surplus) / deficit arising on disposal of inventory - net	(3,168)	(3,168)	(14,366)	(14,366)
Intangible and property, plant and equipment assets write off / (write on) - net	(1,022)	(1,022)	(233,723)	(233,723)
Capital project expenditure write off / (write on) - net	(13,689)	(13,689)	(12,176)	(12,176)
Bad debts written off	2,208	2,208	12,900	12,900
Increase/(Decrease) in bad debts provision	1,856	1,856	(5,975)	(5,975)
Increase/(Decrease) in nuclear provisions	371,471	371,471	(3,787)	(3,787)
Unwinding of discount on payables and receivables - net	91,283	91,283	69,515	69,515
Movement on Derivatives	282,055	282,055	409,497	409,497
Increase/(Decrease) in other provisions**	192,588	192,588	41,223	41,223
Other Programme Costs - Total Non-Cash Expenditure	10,161,762	10,175,076	9,965,861	9,984,750
Other Programme Costs				
Fuel	550,752	550,752	699,785	699,785
Inventory consumption	1,040,660	1,040,660	1,187,095	1,187,095
Movements. Including: personnel travelling, subsistence / relocation costs and movement of stores and equipment	644,682	644,682	664,025	664,025
Utilities	376,649	376,649	392,598	392,598
Property management**	1,325,449	1,325,449	1,462,988	1,462,988
Hospitality and entertainment	2,059	2,059	1,512	1,512
Accommodation charges	370,700	370,700	370,465	370,465
Equipment support costs	3,987,533	3,987,533	3,819,224	3,819,224
IT and telecommunications	1,271,108	1,271,108	1,242,870	1,242,870
Professional fees†	253,775	253,775	102,208	102,208
Other expenditure*†	1,132,518	1,274,609	1,166,468	1,297,185
Research expenditure and expensed development expenditure	1,012,081	1,012,081	988,145	988,145
Service Concession Arrangements:				
– IT and telecommunications	356,181	356,181	352,748	352,748
– Property management	592,591	592,591	549,603	549,603
– Transport	51,592	51,592	51,070	51,070
– Equipment support	405,983	405,983	424,600	424,600
– Plant and Equipment	54,742	54,742	54,771	54,771
Payments under finance leases:				
– Equipment support	59,851	59,851	57,552	57,552
– Defence housing	65,694	65,694	65,517	65,517

		2014-15		2013-14
	Core Department & Agencies £000	Departmental Group £000	Restated Core Department & Agencies £000	Restated Departmental Group £000
Contractor Logistic Support and Integrated Operational Support contracts for equipment support	1,379,678	1,379,678	1,439,069	1,439,069
Payments under operating leases - plant & equipment	42,333	42,333	37,948	37,948
Payments under operating leases - other	226,568	226,568	231,375	231,375
Grants-in-Aid	169,276	20,241	185,097	17,290
Other Grants to bodies within the accounting boundary	23,118	-	19,850	-
Exchange differences on foreign currencies: net deficit / (surplus)	19,184	19,184	31,217	31,217
Cost of: unwinding discounting and finance lease and other interest	408,530	408,533	387,848	387,289
War Pensions Benefits	837,649	837,649	858,964	858,964
Other Programme Costs - Sub Total	16,660,936	16,630,877	16,844,612	16,787,113
Total Other Programme Costs	26,822,698	26,805,953	26,810,473	26,771,863

* Expenditure by Arm's Length Bodies is classified as depreciation of PPE, interest paid or other expenditure.

** The 'Increase/(Decrease)' in other provisions' has been separately disclosed for the first time. The costs were previously included as either Other Expenditure or Property Management the prior year comparator figures have been adjusted.

† In addition to the notional audit fee for the Department's audit (including in 2014-15 the cost of the audit of the Armed Forces Pension Scheme accounts (£158,400) and Defence Equipment and Support (BTE) accounts (£158,000)) currently budgeted - the audit is ongoing at the time of signing these accounts with the forecast fee expected to be £226,000), other programme costs for the Departmental Group includes, as Other Expenditure, the cash cost of the NAO's audit of: the National Museum of the Royal Navy, the National Army Museum, the RAF Museum, the Royal Hospital Chelsea, and for the first time in 2014-15, the Single Source Regulations Office: £133,000 in 2014-15 (2013-14: £108,000).

†† A new Administrative Cost Regime for 2014-15 onwards has been agreed with HMT. Prior period figures have been restated Further details are at SoPS Note 3.2.

6. Income

		2014-15		2013-14
	Core Department & Agencies £000	Departmental Group £000	Core Department & Agencies £000	Departmental Group £000
Rental income – property	26,875	26,875	25,922	25,922
Receipts – personnel	313,380	313,380	318,351	318,351
Receipts from sale of fuel	81,964	81,964	126,029	126,029
Donated Assets	6,598	6,598	4,300	4,300
Receipts – supplies and services	303,366	303,366	297,241	297,241
Receipts – NATO/UN/US Forces/Foreign Governments	245,883	245,883	285,594	285,594
Reverse tasking *	36,253	36,253	33,304	33,304
Dividends and other income from investments (Note 10.8)** †	97,119	102,619	46,091	47,891
Other income** ††	241,864	349,105	63,835	107,157
	1,353,302	1,466,043	1,200,667	1,245,789

* Receipts for invoiced goods and/or services supplied to the Trading Funds and QinetiQ Group plc by MOD.

** The income of Arm's Length Bodies is classified as dividends or other income.

† Includes, for 2014-15, a £50M equity withdrawal from UKHO and a £15M Super Dividend from DSG.

†† Includes for 2014-15 £163.8M (cash extraction £23.8M and sale proceeds £140M) from the sale of DSG.

Fees and Charges

6.1 Where the Department has spare capacity, it provides a range of services to external organisations. The majority of these services are in the form of military support to foreign governments and other government departments. Where appropriate, costs are recovered in accordance with Managing Public Money. Where a chargeable activity produces a tangible benefit to Defence, the Department has authority to abate charges below full costs.

7. Consolidated Departmental Group – Intangible Assets

Intangible assets include development expenditure in respect of non current assets in use and assets under construction.

	Note	Single Use Military Equipment £000	Software £000	AUC £000	Others £000	Total £000
Cost or Valuation†						
At 1 April 2013		24,258,286	5,317	7,520,608	7,898,394	39,682,605
Additions	i	646	5,917	1,377,887	272	1,384,722
Disposals		(371,449)	-	-	(130,509)	(501,958)
Impairments	ii	(6,170)	-	(1,999)	(2,013)	(10,182)
Revaluations	iii	(1,438,590)	111	(754,302)	(143,736)	(2,336,517)
Reclassifications	iv	623,170	(776)	(900,470)	473,443	195,367
At 31 March 2014		23,065,893	10,569	7,241,724	8,095,851	38,414,037
Additions	i	35,340	6,247	2,033,453	14,269	2,089,309
Disposals		(614,112)	-	-	(303,193)	(917,305)
Impairments	ii	(5,880)	-	236	(14,276)	(19,920)
Revaluations	iii	408,928	82	286	82,143	491,439
Reclassifications	iv	130,177	(919)	(1,568,177)	1,506,389	67,470
At 31 March 2015		23,020,346	15,979	7,707,522	9,381,183	40,125,030
Amortisation						
At 1 April 2013		(9,046,110)	(5,220)	-	(3,213,164)	(12,264,494)
Charged in Year		(1,285,814)	(1,438)	-	(503,660)	(1,790,912)
Disposals		346,643	-	-	97,773	444,416
Impairments	ii	1,240	-	-	(10,590)	(9,350)
Revaluations	iii	138,188	(70)	-	169,957	308,075
Reclassifications	iv	48,094	3	-	(231,857)	(183,760)
At 31 March 2014		(9,797,759)	(6,725)	-	(3,691,541)	(13,496,025)
Charged in Year		(1,123,648)	(2,119)	-	(527,558)	(1,653,325)
Disposals		498,820	-	-	296,658	795,478
Impairments	ii	2,221	-	-	10,336	12,557
Revaluations	iii	(174,954)	(77)	-	(41,743)	(216,774)
Reclassifications	iv	(62)	-	-	(340)	(402)
At 31 March 2015		(10,595,382)	(8,921)	-	(3,954,188)	(14,558,491)
Net Book Value						
At 1 April 2013		15,212,176	97	7,520,608	4,685,230	27,418,111
At 31 March 2014		13,268,134	3,844	7,241,724	4,404,310	24,918,012
At 31 March 2015		12,424,964	7,058	7,707,522	5,426,995	25,566,539
Of the total net book value as at 31 March 2015						
Core Department		12,424,964	7,058	7,707,522	5,426,995	25,566,539
ALBs		-	-	-	-	-
Total		12,424,964	7,058	7,707,522	5,426,995	25,566,539

Notes

i. Additions include accruals of £602M (2013-14: £563M). Information on Frascati compliant R&D expenditure can be found on the website: <https://www.gov.uk/government/organisations/ministry-of-defence/about/statistics>.

ii. Capitalised development costs directly linked to a class of asset are only impaired if the whole class of the associated non current asset is impaired e.g. when a whole class of asset is withdrawn from service.

iii. Revaluations include changes due to Modified Historic Cost Accounting through indexation. Departmental reviews have concluded that where the price inflation embedded within contracts for construction of buildings and equipment provides for a reasonable estimate of fair value during development and construction, the additional annual application of indexation is not required.

iv. Reclassifications include assets classified to or from property, plant and equipment.

† Intangible asset valuations are based on the actual costs incurred, or derived by applying a ratio to the property, plant and equipment asset valuations based on the historical relationship between development and production costs.

7.1 Movement in the revaluation reserve relating to intangible assets

	2014-15 £000	2013-14 £000
Balance - 1 April	3,145,757	5,609,326
Revaluation	274,665	(2,030,592)
Transfers / reclassifications	(479,699)	(13,529)
Realised reserve transferred to the General Fund	(261,201)	(419,448)
Balance - 31 March	2,679,522	3,145,757

7.2 Details of intangible assets with a net book value greater than £0.5Bn.

Description	Net Book Value 31 March 2015 £Bn	Remaining Useful Economic Life
Typhoon development costs	5.8	15 years
Merlin helicopter development costs	1.9	14 years 10 months
Type 45 destroyer development costs	1.4	23 years 11 months
Airbus A400M Atlas	0.8	34 years 8 months
Astute class submarine development costs	0.7	20 years
Lynx helicopter development costs	0.7	29 years 9 months

8. Consolidated Departmental Group – Property, Plant and Equipment

Cost or Valuation	Note	Single Use						IT and Communication Equipment £000	Assets under Construction (SUME) £000	Assets under Construction (Other) £000	Total £000
		Land Dwellings £000	Land Other Buildings £000	Dwellings £000	Other Buildings £000	Military Equipment (SUME) £000	Plant and Machinery £000	Transport £000			
At 1 April 2013		2,016,380	5,349,446	9,818,267	18,380,209	74,276,131	4,614,690	16,939,745	12,080,364	5,425,411	153,430,468
Additions	i	37,557	24,804	141,558	140,739	379,279	89,005	600,225	3,247,512	2,656,926	7,630,458
Capitalised Provisions	ii	-	-	-	9,608	(138,136)	-	-	-	-	(128,528)
Donations	iii	-	-	-	-	3,761	650	-	-	-	4,411
Disposals		(31)	(3,446)	(27,825)	(234,789)	(3,634,514)	(214,786)	(1,140,997)	(174,073)	(94,081)	(5,799,947)
Impairments	iv	126,104	(10,000)	(66,229)	142,567	(176,099)	(16,496)	(59,781)	(119,341)	(17,082)	(193,872)
Reclassifications	v	(11,665)	(107,957)	216,428	(149,011)	2,291,165	93,766	368,994	(2,196,624)	(1,246,785)	(644,279)
Revaluations	vi	78,820	760,130	191,596	1,967,297	(513,621)	24,447	66,184	(516,316)	(95,104)	2,147,177
At 31 March 2014		2,247,165	6,012,977	10,273,795	20,256,620	72,487,966	4,591,276	16,774,370	12,321,522	6,629,285	156,445,888
Additions	i	3,626	41,196	121,686	142,097	1,092,994	24,358	676,992	2,921,904	2,664,408	7,927,950
Capitalised Provisions	ii	-	-	-	43,363	7,112	-	-	-	-	50,475
Donations	iii	-	-	-	-	6,913	125	-	-	(440)	6,598
Disposals		(4,214)	-	(28,781)	(459,266)	(3,873,848)	(390,115)	(1,035,038)	-	(156,137)	(6,212,319)
Impairments	iv	163,889	(16,216)	(65,935)	(302,850)	(665,759)	(95,340)	(24,487)	(17,446)	(19,495)	(1,067,605)
Reclassifications	v	(6,728)	(135,144)	(63,950)	410,401	1,372,072	(573,439)	723,218	(1,640,123)	(1,830,056)	(1,706,857)
Revaluations	vi	64,376	1,133,433	862,824	2,481,736	946,848	56,561	189,405	2,921	2,200	5,742,907
At 31 March 2015		2,468,114	7,036,246	11,099,639	22,572,101	71,374,298	3,613,426	17,304,460	13,588,778	7,289,765	161,187,037
Depreciation											
At 1 April 2013		(50,775)	-	(2,050,030)	(7,753,605)	(38,550,310)	(2,562,622)	(8,174,458)	(2,011,226)	-	(61,153,026)
Charged in Year		(10,766)	(20,642)	(222,064)	(635,138)	(3,931,346)	(248,690)	(1,015,826)	(402,696)	-	(6,487,168)
Disposals		-	-	15,235	189,610	3,752,310	176,742	1,346,734	267,950	-	5,748,581
Impairments	iv	(3,916)	-	80,495	44,223	(722,991)	(855)	(2,401)	(17,997)	-	(623,442)
Reclassifications	v	44	2,972	54,068	95,287	331,437	(36,353)	(11,052)	64,656	-	501,059
Revaluations	vi	(1,008)	-	(110,729)	(1,039,602)	(43,368)	(1,429)	(23,152)	-	-	(1,340,678)
At 31 March 2014		(66,421)	(17,670)	(2,233,025)	(9,099,225)	(39,164,268)	(2,673,207)	(7,880,155)	(2,220,703)	-	(63,354,674)

	Note	Land Dwellings £000	Land Other Buildings £000	Dwellings £000	Other Buildings £000	Single Use Military Equipment (SUME) £000	Plant and Machinery £000	Transport £000	IT and Communication Equipment £000	Assets under Construction (SUME) £000	Assets under Construction (Other) £000	Total £000
Charged in Year		(12,405)	(17,287)	(255,626)	(691,358)	(4,019,714)	(215,774)	(987,424)	(436,522)	-	-	(6,636,110)
Disposals		148	-	(3,788)	455,378	3,172,188	381,407	981,928	242,315	-	-	5,229,576
Impairments	iv	(4,231)	-	(7,557)	(33,562)	673,773	3,599	7,388	18,504	-	-	657,914
Reclassifications	v	853	1,645	31,319	110,813	174,455	755,133	218,396	1,219	-	-	1,293,833
Revaluations	vi	(1,221)	-	(289,168)	(1,342,314)	(388,943)	(23,988)	(98,162)	240	-	-	(2,143,556)
At 31 March 2015		(83,277)	(33,312)	(2,757,845)	(10,600,268)	(39,552,509)	(1,772,830)	(7,758,029)	(2,394,947)	-	-	(64,953,017)
Net Book Value												
At 1 April 2013		1,965,605	5,349,446	7,768,237	10,626,604	35,725,821	2,052,068	8,765,287	2,518,599	12,080,364	5,425,411	92,277,442
At 31 March 2014		2,180,744	5,995,307	8,040,770	11,157,395	33,323,698	1,918,069	8,894,215	2,630,209	12,321,522	6,629,285	93,091,214
At 31 March 2015		2,384,837	7,002,934	8,341,794	11,971,833	31,821,789	1,840,596	9,546,431	2,445,263	13,588,778	7,289,765	96,234,020
Asset Financing												
Owned		305,932	6,551,248	3,502,616	10,705,227	31,814,423	1,444,209	8,051,584	1,284,426	13,588,778	7,260,755	84,509,198
Donated		97,598	340,263	84,071	121,665	7,366	16,720	-	(39)	-	-	667,644
Long Lease		6,221	24,496	12,847	42,580	-	-	-	-	-	-	86,144
Short Lease		50	14,593	189	21,447	-	-	-	-	-	-	36,279
Operating Lease (Lessor)		-	-	3,232	9,850	-	-	-	-	-	-	13,082
Finance Lease		1,854,494	-	3,942,486	-	-	-	62	-	-	-	5,797,042
Service Concession Arrangements		120,542	72,334	796,353	1,071,064	-	379,667	1,494,785	1,160,876	-	29,010	5,124,631
At 31 March 2015		2,384,837	7,002,934	8,341,794	11,971,833	31,821,789	1,840,596	9,546,431	2,445,263	13,588,778	7,289,765	96,234,020
Of the total net book value as at 31 March 2015												
Core Department		2,384,837	6,994,268	7,958,728	11,735,975	31,821,789	1,691,566	9,537,299	2,442,485	13,588,778	7,270,686	95,426,411
Arm's Length Bodies		-	8,666	383,066	235,858	-	149,030	9,132	2,778	-	19,079	807,609
Total		2,384,837	7,002,934	8,341,794	11,971,833	31,821,789	1,840,596	9,546,431	2,445,263	13,588,778	7,289,765	96,234,020

Notes

i. Additions include accruals of £2.38m (2013-14: £2.38m).

ii. Property, plant and equipment as at 31 March 2015 include capitalised provisions (gross cost) of £395M (2013-14: £345M).

iii. Donated Assets in use have been valued on the same basis as all other assets used by the Department.

iv. Assets are impaired for a variety of reasons e.g. loss, damage, obsolescence, abandonment of Assets Under Construction (AUC) and as part of the disposal process.

v. Includes assets reclassified to intangible assets of £67M, assets reclassified to Held for Sale of £307M.

vi. Revaluations include changes due to indexation, impairment and impairment reversals. Departmental reviews have concluded that where the price inflation embedded within contracts for construction of buildings and equipment provides for a reasonable estimate of fair value during development and construction, the additional annual application of indexation is not required. To ensure accurate fair values for AUC, MOD conducts fair value reviews annually on its AUC and on their reclassification to assets in use. Non-Current Assets are not subject to indexation during the period the platform remains in production and the contract is deemed to reflect fair value.

8.1 Land and Buildings, with the exception of AUC, are subject to quinquennial revaluation (QQR), conducted as a rolling programme with approximately 25% of the estate re-valued in each of the first 4 years allowing any residual work to take place in year 5. Financial year 2014-15 represents the second year of the current QQR4 programme. Valuations for the UK estate were performed by the Valuation Office Agency and for the overseas estate in-house by Defence Infrastructure Organisation personnel and reviewed by GVA plc. All valuations are undertaken in accordance with the Royal Institute of Chartered Surveyors Appraisal and Valuation Manual. Non-specialist properties are valued at fair value, interpreted as market value for existing use; Specialist properties, for which there is no external market, are valued at depreciated replacement cost.

8.2 Data from the 2014-15 quinquennial review resulted in a £707M increase in the value of Land and a £737M increase in the value of Buildings at Net Book Value. Valuations received during the year were effective 1 November 2014 and were applied to the asset registers during the financial year.

8.3 The net charge to the SoCNE in respect of impairments arising from the movement in values against Land and Buildings assets is £332M impairment write off. This is made up of: Land, £69M net impairment write off; Buildings, £263M net impairment write off. The figures include all Land and Building assets professionally valued during Financial Year 2014-15, including Donated, IFRIC 12 and IAS 17 leased assets.

9. Financial Instruments

9.1 IFRS 7 Financial Instruments – Disclosures, requires the Department to provide disclosures in respect of the role of financial instruments on performance during the period, the nature and extent of the risks to which the Department is exposed and how these risks are managed. For each type of risk arising from financial instruments, the Department is also required to provide summary quantitative data about its exposure to the risk at the reporting date.

9.2 The cash requirements of the Department are met mainly through the Supply funding process, financial instruments therefore play a more limited role in creating risk than would apply to a non-public sector body of a similar size. The majority of financial instruments relate to contracts for non-financial items in line with the Department's expected purchase and usage requirements and the Department is therefore exposed to little liquidity or cash flow risk.

9.3 The Department is subject to some credit risk. The carrying amount of receivables, which is net of impairment losses, represents the Department's maximum exposure to credit risk from these instruments. Trade and other receivables consist of a large number of diverse customers spread over a wide geographical area. Receivables are impaired where there is sufficient knowledge to indicate that recovery is improbable including the probability: that customers will enter bankruptcy or financial reorganisation, that the customer is facing financial difficulties or that economic conditions are likely to lead to non-payment. The Department has cash balances with commercial banks in the Eurozone and is therefore exposed to credit risk in respect of these holdings. The cash balances are relatively small and are being managed in order to minimise the risk; in addition, wider corporate services development will see much of the activity on these accounts transferred to the Government Banking Service.

9.4 The Department is subject to exchange rate risk and enters into forward purchase contracts for Euros and US Dollars to mitigate against the risk that cash inflows and outflows will be affected by changes in exchange rates; foreign currency forward contracts were not in hedging relationships in accordance with IAS 39.

Significant Accounting Policies

9.5 Details of the significant accounting policies and methods adopted, including the criteria for recognition, the basis of measurement and the basis on which income and expenses are recognised, in respect of each class of financial instrument are disclosed in Note 1 to the financial statements.

Categories of Financial Instruments

9.6 Details of the Financial Instruments, by category, are:

			31 March 2015		31 March 2014
		Core Department & Agencies £000	Departmental Group £000	Core Department & Agencies £000	Departmental Group £000
	Note				
Financial Assets					
Fair value through Net Operating Cost - Held for Trading	SoFP	292,114	292,114	58,448	58,448
Loans and receivables (including cash and cash equivalents)		2,205,429	2,318,213	1,876,480	1,984,239
Held for Sale		1	61,436	1	60,823
		2,497,544	2,671,763	1,934,929	2,103,510
Financial Liabilities					
Payables and accruals		(8,616,852)	(8,640,687)	(8,693,435)	(8,708,815)
Fair value through Net Operating Cost - Held for Trading	SoFP	(640,440)	(640,440)	(305,189)	(305,189)
		(9,257,292)	(9,281,127)	(8,998,624)	(9,014,004)

9.7 The net gains and losses, for the Departmental Group, taken through Net Operating Cost or Other Comprehensive Expenditure in respect of financial instruments are listed below:

	Net Operating Cost £000	31 March 2015 Other Comprehensive Expenditure £000	Net Operating Cost £000	31 March 2014 Other Comprehensive Expenditure £000
Financial Assets				
Fair value through Net Operating Cost - Held for Trading	282,055	-	409,497	-
Loans and receivables	(4,209)	-	1,290	-
Available for Sale	-	2,625	-	-
Financial Liabilities				
Payables and accruals	(3,841)	-	5,882	-
	274,005	2,625	416,669	-

Interest Rate Risk Management

9.8 A significant proportion of the Department's financial assets and liabilities carry nil or fixed rates of interest. The exposure to interest risk is therefore not significant. Departmental cash requirements are met through the Supply funding process.

Foreign Currency Risk

9.9 The Department undertakes certain transactions denominated in foreign currencies; as a result exposure to exchange rate fluctuations arises. Exchange rate exposure for the US Dollar and Euro are managed using forward purchase contracts with the Bank of England and covered 94% and 95% respectively of the in-year expenditure in US dollars and Euros.

9.10 The table below details the forward purchase currency contracts outstanding as at 31 March 2015:

	Average Contract Exchange Rates	Foreign Currency US \$ '000 Euro € '000 31 March 2015	Contract Value 31 March 2015 £000	Financial Asset / (Liability) Fair Value 31 March 2015 £000	Financial Asset / (Liability) Fair Value 31 March 2014 £000
Delivery 2014-15					
US Dollars (\$)		-	-	-	(93,068)
Euro (€)		-	-	-	(41,450)
Delivery 2015-16					
US Dollars (\$)	1.59	2,798,000	1,756,337	128,219	(69,193)
Euro (€)	1.19	1,858,000	1,561,328	(216,997)	(27,720)
Delivery 2016-17					
US Dollars (\$)	1.60	2,155,000	1,343,037	108,435	(33,569)
Euro (€)	1.18	1,082,000	915,414	(132,547)	(23,781)
Delivery 2017-18					
US Dollars (\$)	1.59	1,123,000	704,148	52,234	-
Euro (€)	1.26	342,000	272,151	(24,702)	-
Total			6,552,415	(85,358)	(288,781)

9.11 The fair value of the financial asset / liability arising from the forward purchase contracts is determined using the mid-market rate for 31 March published by the Bank of England.

Fuel Price Risk

9.12 The Department undertakes substantial purchases of aviation and marine fuels. Exposure to fluctuations in the market prices of these commodities is managed using Swap contracts for forward deliveries. The Swap contracts are placed with a small range of major financial institutions.

9.13 The table below details the Swap contracts outstanding as at 31 March 2015:

	Average Price US\$ / Tonne	Volume Tonnes	Contract Value		Financial Asset / (Liability) Fair Value	Financial Asset / (Liability) Fair Value
			31 March 2015 US\$000	31 March 2015* £000	31 March 2015* £000	31 March 2014* £000
Delivery 2014-15						
Aviation Turbine Fuel		-	-	-	-	(4,793)
Marine Gas Oil		-	-	-	-	719
Unleaded Ground Fuel		-	-	-	-	20
Diesel Ground Fuel		-	-	-	-	(55)
Delivery 2015-16						
Aviation Turbine Fuel	906	406,960	368,563	248,240	(92,703)	1,865
Marine Gas Oil	744	261,347	194,347	130,900	(38,650)	2,820
Unleaded Ground Fuel	841	2,280	1,917	1,291	(365)	75
Diesel Ground Fuel	808	40,838	33,003	22,229	(7,142)	536
Delivery 2016-17						
Aviation Turbine Fuel	826	307,645	254,185	171,204	(53,623)	4,210
Marine Gas Oil	731	195,605	142,946	96,279	(27,236)	2,791
Unleaded Ground Fuel	796	1,670	1,330	896	(218)	56
Diesel Ground Fuel	782	29,543	23,088	15,550	(4,636)	495
Delivery 2017-18						
Aviation Turbine Fuel	808	163,454	132,041	88,934	(26,463)	-
Marine Gas Oil	705	107,827	76,000	51,189	(13,128)	-
Unleaded Ground Fuel	772	811	626	422	(92)	-
Diesel Ground Fuel	746	14,523	10,834	7,297	(1,932)	-
^			1,238,880	834,431	(266,188)	8,739

*US \$ values have been converted to sterling using the mid market exchange rate as at 31 March.

Embedded Derivatives

9.14 Derivatives embedded in other financial instruments or host contracts are treated as separate derivatives when their risks and characteristics are not closely related to those of host contracts and the host contracts are not measured at fair value with changes in fair value recognised in the Statement of Comprehensive Net Expenditure in accordance with IFRS 7. The Department operates a commercial framework whereby it does not currently hold financial risks of this nature and places restrictions on doing so in the future.

Fair Value of Financial Instruments

9.15 The carrying values of financial assets and financial liabilities are determined as follows:

- Financial assets at fair value through Statement of Comprehensive Net Expenditure: mid market rate at 31 March as published by the Bank of England.
- Loans and Receivables: Loans to MOD Trading Funds are valued at historical cost less any impairment, with the element due within one year treated as fair value. Receivables due in less than one year are valued at historic cost less any impairment. Receivables due in more than one year are discounted using either the higher of the interest rate intrinsic to the financial instrument or the HM Treasury rate of 2.2%.
- Financial assets held for sale are measured at fair value.
- Payables and accruals: Payables and accruals due in less than one year are valued at historic cost less any impairment. Payables and accruals due in more than one year are discounted using the higher of the interest rate intrinsic to the financial instrument, the HM Treasury rate of 2.2% or, where applicable, the discount rate applicable to pension scheme provisions. Loans payable with a market rate of interest are valued at cost.
- Financial liabilities at fair value through Statement of Comprehensive Net Expenditure: mid market rate at 31 March as published by the Bank of England.

9.16 Details of the financial instruments by valuation method are:

	Core Department & Agencies £000	31 March 2015 Departmental Group £000	Core Department & Agencies £000	31 March 2014 Departmental Group £000
Financial Assets				
Fair value	292,115	353,550	58,449	119,271
Historic cost	2,009,413	2,122,197	1,625,652	1,711,911
Discounted cost	196,016	196,016	250,828	272,328
	2,497,544	2,671,763	1,934,929	2,103,510
Financial Liabilities				
Fair value	(640,440)	(640,440)	(305,189)	(305,189)
Historic cost	(8,468,309)	(8,492,144)	(8,423,381)	(8,438,761)
Discounted cost	(148,543)	(148,543)	(270,054)	(270,054)
	(9,257,292)	(9,281,127)	(8,998,624)	(9,014,004)

10. Investments

10.1 Departmental Group – Investments in Public and Non-Public Sector Bodies

	Non-Current Assets - Financial Assets		
	Public Dividend Capital £000	Loans £000	Total £000
Balance at 1 April 2013	87,002	54,974	141,976
Repayments	-	(5,573)	(5,573)
Balance at 31 March 2014	87,002	49,401	136,403
Repayments:			
Defence Science and Technology Laboratory	-	(3,220)	(3,220)
UK Hydrographic Office	-	(6,783)	(6,783)
Defence Support Group	(23,323)	(23,298)	(46,621)
Balance at 31 March 2015	63,679	16,100	79,779

Sale of the Defence Support Group

10.2 In October 2010 following the Strategic Defence and Security Review it was announced that the Defence Support Group, a MOD owned Trading Fund providing military air and land equipment repair and overhaul, would be offered for sale. As part of work to achieve a successful sale the Department decided to retain part of the existing business – the Electronic Components Business Unit. The assets of this separate business function were transferred to the Department, at no cost, and from 1 April 2015 will be used by the Defence Electronics and Components Agency (DECA), a new on-vote Defence Agency, to deliver the function in the future. DECA will be included in the Department's 2015-16 Group Accounts as part of the Core Department and Agencies' consolidation.

10.3 Preparation for the sale of the remaining DSG business continued with the repayment, in full, of the original financing provided by the Department – Public Dividend Capital of £23.3M; and the outstanding balance on loans made by the Department, £23.3M. These repayments can be seen in the table at Note 10.1 above and are the most significant reason for the reduction in the value of the Core Department's Non-current Financial Assets figure on the Statement of Financial Position. In addition the remaining DSG land and building assets and residual liabilities (mainly taxation) were transferred to the Department and the MOD received a 'cash extraction' of £23.8M.

10.4 To enable the remaining DSG business to be disposed of to a third party it was transferred, on 31 March 2015, from DSG to an off the shelf incorporated entity – DSG Land Equipment Support Ltd (DLES) a company wholly owned by the MOD. The Department then immediately (31 March 2015) sold its entire shareholding in the company to Babcock Land Limited and received £140M in cash as consideration. The sale agreement allowed for adjustment to the proceeds to reflect the extent to which the value of the business assets transferred to Babcock Land Limited differed from that assumed at the time the price was agreed. This aspect of the sale is still subject to negotiation. The proceeds on the sale, the additional £23.8M cash extraction and dividend income of £15M received from DSG prior to the sale are included at Note 6 – Income.

10.5 Public Dividend Capital (PDC) and Loan Balances by Trading Fund

	Public Dividend Capital (PDC) 31 Mar 15 £000	Loan Balance Due Within One Year £000	Loan Balance Due After One Year £000	Total Balance of Loan due at 31 Mar 15 £000
Defence Science and Technology Laboratory	50,412	3,220	12,880	16,100
UK Hydrographic Office	13,267	-	-	-
Totals	63,679	3,220	12,880	16,100

10.6 Department's Share of Net Assets and Results of Trading Funds

	Net Assets (after loans due to MOD) 31 Mar 15 £000	Turnover £000	2014-15 Surplus / profit for the Year (before financing) £000	Net Assets (after loans due to MOD) 31 Mar 14 £000	Turnover £000	2013-14 Surplus / profit for the Year (before financing) £000
Defence Science and Technology Laboratory	412,611	652,962	30,303	380,286	660,404	20,075
UK Hydrographic Office	87,777	134,002	30,013	125,157	130,542	17,908
Defence Support Group	-	175,700	127,400	149,061	179,478	15,616
Total	500,388	962,664	187,716	654,504	970,424	53,599

Other Financial Assets

10.7 As at 31 March 2015, investments, including Special Shares, were held in the following:

	7.5% Non-cumulative Irredeemable Preference Shares at £1 each
The Chamber of Shipping Limited	688 Shares
The British Shipping Federation Limited	55,040 Shares

	Preferential Special Shares at £1 each
Devonport Royal Dockyard Limited	1 Share
Rosyth Royal Dockyard Limited	1 Share
AWE plc	1 Share
AWE Pension Trustees Limited	1 Share
QinetiQ Group plc	1 Share
QinetiQ Holdings Limited	1 Share
QinetiQ Limited	1 Share
BAE Systems Marine (Holdings) Limited	1 Share

	Non Preferential Shares of £1 each
International Military Services Limited	19,999,999 Shares

10.8 The Department has a 100% interest in the non-preferential shares of International Military Services Limited, a company registered in England. International Military Services Limited ceased trading on 31 July 1991. Following settlement of outstanding contracts, the company will be liquidated and any remaining value distributed in accordance with the company's constitution. The Department has written down the value of the investment to nil.

10.9 The 7.5% Non-cumulative Irredeemable Preference Shares in Chamber of Shipping Limited and British Shipping Federation Limited are valued at 1p each reflecting the value at which shares would be recovered by the two companies should membership by the Department be ceded, as laid down in the Articles of Association of the respective companies.

10.10 Special Shares confer on the Secretary of State for Defence special rights regarding ownership, influence and control, including voting rights in certain circumstances, under the individual Articles of Association of the relevant companies in which the shares are held. Further detailed information can be obtained from the companies' annual reports and accounts, which can be obtained from:

Company	Registration Number
Devonport Royal Dockyard Limited, Devonport Royal Dockyard, Devonport, Plymouth PL1 4SG	02077752
Rosyth Royal Dockyard Limited, c/o Babcock International, Rosyth Business Park, Rosyth, Dunfermline, Fife KY11 2YD	SC101959
AWE plc, AWE Aldermaston, Reading, Berkshire RG7 4PR	02763902
AWE Pension Trustees Limited, AWE Aldermaston, Reading, Berkshire RG7 4PR	02784144
QinetiQ Group plc, Cody Technology Park, Ively Road, Farnborough, Hampshire, GU14 0LX	04586941
QinetiQ Holdings Limited, Cody Technology Park, Ively Road, Farnborough, Hampshire, GU14 0LX	04154556
QinetiQ Limited, Cody Technology Park, Ively Road, Farnborough, Hampshire, GU14 0LX	03796233
BAE Systems Marine (Holdings) Limited, Warwick House, PO Box 87, Farnborough Aerospace Centre, Farnborough, Hants, GU14 6YU	01957765

Departmental Group – Dividends from Investments

10.11 The following dividends are shown as income in Note 6.

	2014-15 £000	2013-14 £000
Defence Science Technology Laboratory	12,700	11,000
UK Hydrographic Office*	69,419	28,091
Defence Support Group	15,000	7,000
Other	5,500	1,800
Total	102,619	47,891

*The figure for 2014-15 includes a £50M equity withdrawal from UKHO.

11. Departmental Group – Impairments 2014-15

Details of impairments and impairment reversals through Net Operating Costs and Other Comprehensive Expenditure, for the year, are:

	Net Operating Cost Impairment £000	Net Operating Cost Impairment Reversal £000	Other Comprehensive Expenditure Impairment £000	Other Comprehensive Expenditure Impairment Reversal £000
Intangibles	7,363	-	-	-
Land	160,300	(303,742)	-	-
Property	651,551	(241,647)	-	-
Single Use Military Equipment (SUME)	305,081	(313,096)	-	-
Plant & machinery	96,533	(4,793)	-	-
Transport	17,198	(99)	-	-
IT	5,619	(156)	-	-
Assets under construction	40,050	(3,109)	-	-
Assets held for sale	22,915	-	-	-
	1,306,610	(866,642)	-	-

12. Departmental Group – PPE Assets Held For Sale

The Department has the following non-current assets held for sale:

	Property £000	Plant and Equipment £000	Total £000
Balance as at 1 April 2013	31,803	9,705	41,508
Additions (transfers in)	203,859	2,688	206,547
Disposals	(42,579)	(6,516)	(49,095)
Revaluation	(148,654)	1,269	(147,385)
Balance as at 31 March 2014	44,429	7,146	51,575
Additions (transfers in)	224,547	82,599	307,146
Disposals	(85,506)	37	(85,469)
Revaluation	(93,932)	(20)	(93,952)
Balance as at 31 March 2015	89,538	89,762	179,300

Disposal of plant and equipment is managed through the Disposal Services Authority. Disposal of property is managed by Defence Infrastructure Organisation. Assets are held at the lower of market value or net book value with any movement in valuation taken to the revaluation reserve up to historic cost and then to Net Operating Cost as an impairment. Asset disposals include property assets overseas handed back to host nations, for which receipts are expected in future periods. Costs of impairing the assets to the net realisable value were charged to the operating costs statement and are included in Note 5 – Other Programme Costs.

13. Departmental Group – Inventories

To conduct its activities across the world, on operations and standing commitments, the Armed Forces require a wide range of supplies and spares for immediate and potential use. A large part of these supplies and spares are recorded on the inventory accounting systems and comprise over 750,000 different types and around 900 million items. The type and range of items accounted for include: Guided Weapons, Missiles and Bombs and significant equipment spares (e.g. aircraft engines), which are reported in the accounts at Note 8 as part of the Single Use Military Equipment figures; as well as raw materials and consumable items which are reported in the table below:

	31 March 2015 £000	31 March 2014 £000
Munitions	1,417,931	1,761,729
Clothing & textiles	384,936	396,293
Engineering & technical	2,540,221	2,656,965
General	2,238,727	2,154,776
Medical, dental & veterinary	49,758	48,767
Oil, fuel & lubricants	175,326	272,970
Inventory held by ALBs	8,395	8,596
Total	6,815,294	7,300,096

13.1 Where MOD has a Memorandum of Understanding with another country, inventory (including major components such as gas turbines and other supporting inventory) belonging to and held on behalf of that country is included in MOD's inventory systems. The assets may physically be at the contractor, in stores or both. The value of these items is not included in the figures above.

14. Trade Receivables and Other Current Assets

14.1 Analysis of receivables by type:

	Core Department & Agencies £000	31 March 2015 Departmental Group £000	Core Department & Agencies £000	31 March 2014 Departmental Group £000
Amounts falling due within one year:				
Trade receivables	298,711	309,733	198,398	199,173
Deposits and advances	83,128	83,128	5,861	5,861
Value Added Tax	573,317	576,848	520,789	521,209
Other receivables	379,903	387,114	223,323	226,108
Staff loans and advances*	66,415	66,655	53,739	53,989
Prepayments and accrued income	942,515	947,639	1,048,431	1,053,336
Current part of Service Concession Arrangement prepayment	27,236	27,236	5,236	5,236
Under issue of Supply from the Consolidated Fund	-	-	145,349	145,349
	2,371,225	2,398,353	2,201,126	2,210,261
Amounts falling due after one year:				
Trade receivables	71,338	71,338	103,755	103,755
Other receivables	103,591	103,591	87,858	109,358
Staff loans and advances*	93,249	93,249	70,988	70,988
Prepayments and accrued income	338,474	338,474	452,078	452,078
ALB Pension Assets	-	183,700	-	178,622
	606,652	790,352	714,679	914,801
Total Receivables	2,977,877	3,188,705	2,915,805	3,125,062

* Staff loans and advances includes loans for house purchase. The number of staff with house purchase loans was 15,777 (2013-14:14,839).

The Department holds cash in accounts with foreign governments due to contractual requirements to trade with defence contractors through foreign military sales. These have been recognised as prepayments.

14.2 Departmental Group – Additional analysis of receivables balances:

	Amounts falling due within one year		Amounts falling due after more than one year	
	31 March 2015 £000	31 March 2014 £000	31 March 2015 £000	31 March 2014 £000
Balances with other central government bodies	601,979	696,477	243	568
Balances with local authorities	336	273	2	3
Balances with NHS Trusts	1,286	4,317	1,453	-
Balances with public corporations and trading funds	27,083	31,281	71	-
<i>Subtotal: intra-government balances</i>	<i>630,684</i>	<i>732,348</i>	<i>1,769</i>	<i>571</i>
Balances with bodies external to government	1,767,669	1,477,913	788,583	914,230
Total Receivables	2,398,353	2,210,261	790,352	914,801

15. Cash and Cash Equivalents

	Core Department & Agencies £000	Departmental Group £000
Balance at 31 March 2014	930,897	1,013,971
Net change in cash and cash equivalents	211,178	222,925
Balance at 31 March 2015	1,142,075	1,236,896

	31 March 2015 £000	31 March 2014 £000
The following balances were held at:		
Government Banking Service	575,715	370,089
Commercial Banks and Cash in Hand	661,181	643,882
Totals	1,236,896	1,013,971

The commercial banks and cash in hand figure as at 31 March 2015 includes £721M (31 March 2014: £610M) of sums advanced by foreign governments to the Department on various collaborative projects where the United Kingdom is the host nation. Advances made by foreign governments for the procurement of defence equipment on their behalf are also included in this amount. The corresponding liability for these advances is shown under payables due within one year.

16. Trade Payables and Other Current Liabilities

16.1 Analysis of payables and other liabilities by type:

	Core Department & Agencies £000	31 March 2015 Departmental Group £000	Core Department & Agencies £000	31 March 2014 Departmental Group £000
Amounts falling due within one year:				
VAT	93,171	93,171	35,188	35,508
Other taxation and social security	191,406	193,068	183,226	184,501
Trade payables	468,122	475,157	535,897	540,202
Other payables*	1,813,519	1,816,691	1,906,795	1,907,615
Payments received on account	2,769	14,829	2,523	15,466
Accruals and deferred income	6,522,841	6,573,367	6,322,254	6,364,084
Current part of finance leases	8,351	8,351	8,458	8,458
Current part of imputed finance lease element of Service Concession Arrangement contracts	263,930	263,930	256,498	256,498
Current part of NLF loans**	2,554	2,554	2,444	2,444
Supply Payable***	420,983	420,983	-	-
	9,787,646	9,862,101	9,253,283	9,314,776
Amounts falling due after one year:				
Other payables	63,578	63,710	117,142	117,342
Accruals and deferred income	84,965	84,965	152,912	152,912
Finance leases	1,780,500	1,780,500	1,788,436	1,788,436
Imputed finance lease element of Service Concession Arrangement contracts	4,682,800	4,682,800	4,281,163	4,281,163
NLF loans**	27,881	27,881	30,434	30,434
ALB pension schemes' liabilities	-	181,500	-	170,726
	6,639,724	6,821,356	6,370,087	6,541,013
Total Payables	16,427,370	16,683,457	15,623,370	15,855,789

*Other payables includes amounts advanced by foreign governments to the Department, in respect of various collaborative projects where the United Kingdom is the host nation and for the procurement of defence equipment on their behalf, of £721M (2013-14: £610M).

**Under the Armed Forces (Housing Loans) Acts 1949, 1958 and 1965, £94M was borrowed from the National Loans Fund for the construction of married quarters over the period 1950-51 to 1967-68. These loans are fully repayable between 2012 and 2028, with the last instalment due on 20 February 2028. Interest on the loans is payable at rates ranging from 4% to 7% per annum.

***Amounts received from the Consolidated Fund for supply but not spent as at 31 March 2015.

16.2 Departmental Group – Additional analysis of payables and other liabilities:

	Amounts falling due within one year		Amounts falling due after more than one year	
	31 March 2015 £000	31 March 2014 £000	31 March 2015 £000	31 March 2014 £000
Balances with other central government bodies	443,174	336,250	-	-
Balances with local authorities	4,162	842	-	-
Balances with NHS Trusts	1,047	3,023	-	-
Balances with public corporations and trading funds	191,000	216,885	-	-
<i>Subtotal: intra-government balances</i>	<i>639,383</i>	<i>557,000</i>	<i>-</i>	<i>-</i>
Balances with bodies external to government	9,222,718	8,757,776	6,821,356	6,541,013
Total Payables	9,862,101	9,314,776	6,821,356	6,541,013

17. Departmental Group – Employee Benefits – Pension Schemes

17.1 The Armed Forces and the majority of the Department's staff are members of one of the following pension schemes: The Armed Forces Pension Scheme, The Principal Civil Service Pension Scheme, The NHS Pension Scheme or the Teachers' Pension Scheme. The pension liabilities, any assets and the costs of running these schemes are not included in these accounts (with the exception of the costs of administering the Armed Forces Pension Scheme which forms a part of the Department's expenditure). Separate accounts are published for these schemes, details can be found at:
<https://www.gov.uk/pensions-and-compensation-for-veterans>;
<http://www.civilservice.gov.uk/pensions>;
<http://www.education.gov.uk/schools/careers/payandpensions>; and
<http://www.nhsbsa.nhs.uk/pensions>.

17.2 Other employees are members of smaller pension schemes e.g. schemes for Locally Employed Civilians overseas. Estimates of the liabilities (and assets where applicable) for these schemes are included in the accounts as set out in the tables below.

17.3 Value of (liabilities) of schemes included in the accounts as part of the overall provision for liabilities and charges:

	2014-15 £000	2013-14 £000
United Kingdom Departments Gibraltar Pension Scheme (Unfunded)	(299,500)	(263,100)
Sovereign Base Administration Areas Pension Scheme Cyprus (Unfunded)	(93,000)	(75,900)
British Forces Cyprus Fire Service Pension Scheme (Unfunded)	(43,000)	(35,200)
Total	(435,500)	(374,200)

The Schemes were valued by the Government Actuary's Department as at 31 March 15

17.4 Value of assets and (liabilities) of schemes included in the accounts as part of the overall balances for receivables and payables:

	As at 31 March 2015			As at 31 March 2014		
	Assets £000	(Liabilities) £000	Surplus/ (Deficit) £000	Assets £000	(Liabilities) £000	Surplus/ (Deficit) £000
Reserve Forces and Cadets Associations Pension Scheme (Funded)*	97,700	(86,100)	11,600	96,622	(85,826)	10,796
Commonwealth War Graves Commission Superannuation Scheme (Funded)**	86,000	(95,400)	(9,400)	82,000	(84,900)	(2,900)
Total	183,700	(181,500)	2,200	178,622	(170,726)	7,896

* The latest valuation of the Reserve Forces and Cadets Association Pension Fund was completed as at 1 August 2012.

** The funded defined benefit scheme was closed to new members in 2012-13 and a new defined contribution scheme was opened. The latest valuation of the closed scheme was completed as at 28 February 2015.

17.5 The Department also makes payments to The Merchant Navy Rating Pensions Fund; a funded, multi-employer defined benefit scheme for which the Department can not reliably estimate its share of the assets and liabilities. The scheme is closed to new members and the payments are the Department's agreed long term contribution towards the overall scheme deficit. The liability for payments (£16M) are included in the accounts based on the latest actuarial valuation as at 31 March 2008.

17.6 The numbers of members in these smaller schemes are:

	Active	Pensioners	Deferred Pensioners
United Kingdom Departments Gibraltar Pension Scheme	589	1,569	308
Sovereign Base Administration Areas Pension Scheme Cyprus	332	151	-
British Forces Cyprus Fire Service Pension Scheme	115	69	-
Reserve Forces and Cadets Associations Pension Scheme	824	1,127	298
Commonwealth War Graves Commission Superannuation Scheme	190	408	169
Total	2,050	3,324	775

18. Provisions for Liabilities and Charges

18.1 Departmental Group – Provisions for Liabilities and Charges

	Nuclear Decommissioning £000	Other Decommissioning and Restoration Costs £000	Early Retirement Commitments £000	Other Provisions			Total £000
				Pension £000	Legal £000	Other £000	
At 1 April 2013	3,733,224	43,030	111,120	344,400	447,375	184,190	4,863,339
Increase in provisions in-year	218,294	196	32,175	9,962	131,195	105	391,927
Provisions written back and reclassifications	(201,139)	(3,610)	(5,958)	(12,300)	(83,565)	(162,980)	(469,552)
Provisions utilised in year	(66,519)	(1,997)	(25,362)	(12,962)	(91,034)	(5,498)	(203,372)
Unwinding of discount	32,728	(61)	3,545	45,100	(4,423)	99	76,988
Provisions capitalised	(128,528)	-	-	-	-	-	(128,528)
At 31 March 2014	3,588,060	37,558	115,520	374,200	399,548	15,916	4,530,802
Increase in provisions in-year	439,280	31,010	21,472	34,891	144,105	37,221	707,979
Provisions written back and reclassifications	(77,460)	(1,527)	(5,394)	(19,200)	(17,894)	(8,798)	(130,273)
Provisions utilised in year	(95,183)	-	(17,039)	(12,191)	(92,909)	(1,853)	(219,175)
Unwinding of discount	93,035	(50)	3,064	57,800	(2,586)	(65)	151,198
Provisions capitalised	50,475	-	-	-	-	-	50,475
At 31 March 2015	3,998,207	66,991	117,623	435,500	430,264	42,421	5,091,006

18.2 Analysis of expected timing of discounted cash flows

	Nuclear Decommissioning £000	Other Decommissioning and Restoration Costs £000	Early Retirement Commitments £000	Other Provisions £000	Total £000
Due within 1 year	151,708	16,669	31,760	160,104	360,241
Due over 1 year and less than 5 years	657,791	49,579	39,101	292,169	1,038,640
Due over 5 years	3,188,708	743	46,762	455,912	3,692,125
At 31 March 2015	3,998,207	66,991	117,623	908,185	5,091,006

Nuclear Decommissioning

18.3 Changes in the cost estimates of discharging the nuclear provisions (representing an increase or decrease in future decommissioning costs, less under or overspend of decommissioning delivered in year) are charged to the Statement of Comprehensive Net Expenditure. This charge includes the impact of restating liabilities from March 2014 values to current price levels. Actual costs incurred in discharging provisions in the year to 31st March 2015 have been charged against the provision.

18.4 In applying accounting policies it is necessary to make judgements, estimates and assumptions about the carrying amounts of assets and liabilities that are not readily apparent from other sources. The estimates and associated assumptions are based on historical experience and other factors that are considered to be relevant. Where costs have been derived using a confidence model, the 50% value has been used as this represents most likely cost. Where costs have been calculated using a deterministic method the most likely value has been used as the basis for valuing the long term liability.

18.5 The nuclear provisions are based on the most recently available estimates discounted in line with HM Treasury guidance. The current discount rates are: a short term rate applicable to years 0-5 (-1.5%); a medium term rate for the period after 5 years and up to 10 years (-1.05%); and a long term rate for the period over 10 years (2.2%). These liabilities are necessarily based on assumptions around the processes and methods most likely to be used to discharge the obligations reflecting a combination of the latest technical knowledge available, the most up to date assumptions for the volume of waste to be decommissioned, the type of waste to be decommissioned (Low, Intermediate or High Level Waste), the timescales involved and the requirements of the existing regulatory regime, Government policy and commercial arrangements.

18.6 The uncertainties that surround nuclear provisions mean that quantifying the financial impact of changes to assumptions is very difficult. For example, in the strategic weapons area (which accounts for approximately a third of the nuclear decommissioning provision) a change in the discount rate of plus or minus 0.1% would result in a change in the value of the liability of between plus £23M and minus £22M.

18.7 For decommissioning operations with an end date, costs have been calculated to that date; for operations of an ongoing nature (e.g. storage of materials) costs have been calculated for a period of 150 years as the impact of discounting means that the discounted value of costs beyond this period are considered to be immaterial.

18.8 Nuclear decommissioning provisions relate principally to: the cost of decommissioning facilities and equipment, the treatment and storage of nuclear materials and waste, and the long term management of irradiated submarine fuel. These nuclear liabilities have arisen from operations at MOD sites and the operation of Royal Navy submarines. The liabilities include the costs associated with decommissioning including care and maintenance of redundant facilities (the conditioning, retrieval and storage of contaminated materials), and the procurement of facilities to handle the various waste streams. In September 2011 the Department published the initial version of its Nuclear Liabilities Management Strategy which sets the overall context for the establishment of decommissioning provisions. MOD is working closely with bodies such as the Nuclear Decommissioning Authority (NDA) to refine the assumptions underpinning its provisions. The following provides further details in respect of strategic weapons, submarines and nuclear propulsion provisions, which account for a significant element of the provision balances. The remaining nuclear decommissioning provisions are individually immaterial:

- MOD holds provisions for the decommissioning of facilities and materials relating to the nuclear warhead programme. The largest of which relates to AWE. A quinquennial review was carried out in 2012 to support the valuation of this provision and following the most recent annual review the carrying value was increased by £87M.
- Provisions are held for the decommissioning of all nuclear submarines. These provisions cover the safe storage and maintenance of the boats before they are processed through the Submarine Dismantling Project (SDP). An interim shortlist of sites for the SDP facility was announced in February 2014.
- The Department also holds provisions for the safe storage and management of irradiated fuel arising from the out of service submarines and for the decommissioning of sites used for this purpose. This includes the decommissioning of the Vulcan site which houses prototypes of nuclear propulsion plants operated by the Royal Navy.

18.9 The Department's nuclear decommissioning provisions are inter-linked and closely aligned. One of the key assumptions underpinning these provisions is the availability of the Geological Disposal Facility (GDF) as the end storage point for MOD's nuclear materials. The construction of the Facility is managed by the NDA and MOD is working with the Department of Energy and Climate Change (DECC) and the NDA to refine the assumptions and valuation of its liability for the GDF. There are significant uncertainties surrounding the GDF. MOD's provision aims to reflect NDA's current working assumptions, which continues to assume that the GDF will be available from around 2040. If the Facility is not available until after this period, additional storage costs would be incurred by MOD for a longer period. As the NDA assumptions have yet to be revalidated it is not possible to quantify the financial effect on MOD's provisions.

Other Decommissioning and Restoration

18.10 Other decommissioning and restoration provisions relate primarily to contaminated sites where the Department has a constructive or a legal obligation to restore the sites for normal use. The estimated payments are discounted by the Treasury discount rates listed at paragraph 18.5.

Early Retirement Pensions

18.11 Prior to December 2010, for those employees covered by the Civil Service Compensation Scheme who retired early, the Department met the additional costs of benefits beyond the normal civil service pension scheme benefits by paying the required amounts annually to the pension schemes over the period between early departure and normal retirement date. The Department provides for this in full when the early retirement programme becomes binding by establishing a provision for the estimated payments discounted by the Treasury discount rate applicable to such provisions: 1.3% with effect from 31 March 2015 (1.8% from 31 March 2014). Following changes in December 2010, employees who retire early do so on a 'clean break' basis so no provision is required as there are no costs in future years. During 2014-15 increases of £1.5M were made to existing schemes and new provisions included £20M for planned early release of individuals from the Department Information Systems Service organisation. Early retirement / redundancy costs charged to provisions during the period amounted to £17M.

Other

18.12 Other provisions consist of: Pension, Legal and Other liabilities. Pension liabilities are in respect of three schemes for Locally Employed Civilians (the United Kingdom Departments Gibraltar Pension Scheme; the Sovereign Base Administration Areas Pension Scheme Cyprus; and the British Forces Cyprus Fire Service Pension Scheme). Legal liabilities include amounts payable under guarantees, litigation and contractual arrangements; some legal liabilities (where the probability of settlement against the Department is low) have been apportioned to contingent liabilities. Other provisions include provisions for costs on disposal of non-current assets and redundancy and relocation costs associated with restructuring.

19. Departmental Group – Capital Commitments

Capital commitments, for which no provision has been made in these financial statements, are:

	31 March 2015 £000	31 March 2014 £000
Intangible assets	3,245,488	2,785,099
Property, plant and equipment	16,610,592	11,733,171
	19,856,080	14,518,270

20. Departmental Group – Commitments Under Leases

The totals of future minimum lease payments under operating and finance leases for the periods: not later than one year; later than one year but less than five years and later than five years are set out below:

20.1 Operating leases:

	31 March 2015	Restated 31 March 2014*
Obligations under operating leases comprise:	£000	£000
Land		
Not later than one year	19,026	5,156
Later than one year and not later than five years	31,318	16,469
Later than five years	154,211	115,726
	204,555	137,351
Buildings		
Not later than one year	54,952	64,952
Later than one year and not later than five years	125,828	167,617
Later than five years	100,811	165,503
	281,591	398,072
Other		
Not later than one year	124,444	114,928
Later than one year and not later than five years	243,310	234,612
Later than five years	43,516	42,742
	411,270	392,282

20.2 Land Operating Lease commitments, as at 31st March 2015 include: The Royal Armoured Corps Gunnery School (£43M) in Dorset, Aldershot Health Centre (£43M), St. George's Court (£13M) in London, and Okehampton Training Camp (£13M) in Devon.

The most significant Buildings Operating Lease commitments, as at 31st March 2015 are Service Families Accommodation (£48M), Walker House (£17M) in Liverpool and Farnborough Airfield (£6M).

Other Operating Lease Commitments include Operational Support Vehicles (£233M), ScanEagle (£21M), Fuel Tankers (£10M) and the HMS Clyde charter arrangement (£10M); the remaining Operating Lease Commitments are less than £10M.

20.3 Finance leases:

Obligations under finance leases comprise:	31 March 2015 £000	31 March 2014 £000
Land		
Not later than one year	48,042	48,042
Later than one year and not later than five years	192,168	192,168
Later than five years	8,644,998	8,695,603
	8,885,208	8,935,813
Less interest element	(8,039,063)	(8,087,104)
	846,145	848,709
Buildings		
Not later than one year	47,848	47,848
Later than one year and not later than five years	191,392	191,392
Later than five years	8,612,649	8,658,184
	8,851,889	8,897,424
Less interest element	(8,006,609)	(8,054,455)
	845,280	842,969
Other		
Not later than one year	15,018	20,217
Later than one year and not later than five years	55,820	76,507
Later than five years	63,382	90,598
	134,220	187,322
Less interest element	(36,793)	(43,791)
	97,427	143,531

The most significant finance lease is the land and buildings lease with Annington Homes Ltd for homes for service personnel and their families.

21. Departmental Group – Commitments Under Service Concession Arrangements

21.1 All PPP / PFI arrangements have been assessed in accordance with IFRIC 12 – Service Concession Arrangements as adopted by HM Treasury. Any arrangements not fulfilling the criteria for IFRIC 12 have subsequently been assessed against IFRIC 4 (Determining whether an arrangement contains a lease) and IAS 17 (leases). The following arrangements fulfilled the criteria for IFRIC 12 and the assets have been accounted for as assets of the Department:

Project Description	Contract Start*	Contract End
Defence Fixed Telecommunications System: Integration of 50 fixed telecommunications networks used by the Armed Forces and MOD, including the delivery of voice, data, LAN interconnect and other WAN services.	Jul-97	Dec-99
Medium Support Helicopter Aircrew Training Facility: Provision of 6 flight simulator training facilities, covering three different types of helicopter, at RAF Benson.	Oct-97	Oct-37
Hawk Synthetic Training Facility: Provision of replacement simulator training facilities at RAF Valley.	Dec-97	Dec-15
Veolia PFI (formerly Thames Water and Tidworth Water and Sewage): Pathfinder project providing water, sewerage and surface water drainage at Tidworth.	Feb-98	Aug-18
Joint Services Command and Staff College (JSCSC): Design and delivery of a new tri-Service Command and Staff Training College infrastructure and supporting services, including single residential accommodation and married quarters.	Jun-98	Aug-28
RAF Lossiemouth Family Quarters: Redevelopment and re-provision of 279 Service family quarters.	Jun-98	Aug-20
Attack Helicopter Training Service: Provision of full mission simulator, 3 field deployable simulators, ground crew, maintenance and armament training.	Jul-98	Sep-17
Family Quarters Yeovilton: Provision of married quarters accommodation for 88 Service families at RNAS Yeovilton.	Jul-98	Jul-28
RAF Lyneham Sewage Treatment: Refurbishment of existing sewage treatment facilities, to meet regulatory standards at RAF Lyneham.	Aug-98	Aug-23
RAF Fylingdales: Provision of guaranteed power supply.	Dec-98	Mar-24
RAF Cosford/RAF Shawbury Family Quarters: Provision of married quarters accommodation for 145 Service families at RAF Cosford and RAF Shawbury.	Mar-99	Jun-25
Fire Fighting Training Units: Provision of fire fighting training for the Royal Navy.	Apr-99	Jan-21
Tornado GR4 Synthetic Training Service: Provision of aircraft training service at RAF Marham and RAF Lossiemouth.	Jun-99	Jun-31
Central Scotland Family Quarters: Provision of married quarters accommodation for 164 Service families in Central Scotland.	Aug-99	Jan-21
Army Foundation College: Provision of teaching and training facilities for the further vocational education and military training of high-quality school leavers.	Feb-00	Dec-29
Main Building Refurbishment: Redevelopment and management services for MOD Main Building.	May-00	May-30
E3D Sentry Aircrew Training Service: E3D Sentry simulators instructors and maintainers at RAF Waddington.	Jul-00	Dec-30
Lynx MK 7 and 9 Aircrew Training Service: Provision for simulator training facility for Lynx MK 7 and 9 helicopter aircrew.	Jul-00	Jul-25
Family quarters at Wattisham: Provision of married quarters accommodation for 250 Service families.	May-01	Mar-28
Astute Class Training: Provision of a training environment for crewmen and maintainers to support Astute Class submarines for 30 years.	Sep-01	Sep-37
Defence Housing Information Systems: Provision of a management information system for Defence Housing.	Oct-01	Sep-14
Family quarters at Bristol/Bath/Portsmouth: Provision of accommodation for 317 Service families.	Nov-01	Sep-28
Heavy Equipment Transporters: Provision of vehicles to replace existing fleet and meet future requirements.	Dec-01	Jul-24
Field Electrical Power Supplies: Provision of generator sets to support operational electrical requirements in the field.	Jun-02	Jun-22
Flight Simulation and Synthetic Trainers: Provision of a Flight Simulation and Synthetic Trainers Integrated Aircrew Synthetic Training Service.	Oct-02	Mar-17
Aquatrane Project A: Provision of water and waste water services.	Apr-03	Nov-28
Naval Communications: Submarine fleet communications service.	Jun-03	Dec-30
Defence Sixth Form College: Development of a sixth form college to help meet the future recruitment requirements in the Armed Forces and MOD Civil Service.	Jun-03	Aug-28
Skynet 5: Range of satellite services, including management of existing Skynet 4 satellites.	Oct-03	Aug-22
Colchester Garrison: Redevelopment, rebuilding and refurbishment to provide accommodation and associated services (messing, education, storage, workshops).	Feb-04	Feb-39
Devonport Armada Single Living Accommodation: Provision of Support Services and Fleet Accommodation Centre services at Devonport Naval Base.	Jul-04	Mar-29
Aquatrane Project B: Provision of water and waste water services.	Sep-04	Mar-30
Aquatrane Project C: Provision of water and waste water services.	Oct-04	Mar-30

Project Description	Contract Start*	Contract End
C Vehicles: Provision of Earthmoving and Specialist Plant, Engineer Construction Plant and Material Handling Equipment and support services.	Jun-05	May-21
Portsmouth 2 Housing: Provision of 148 Family quarters in Portsmouth.	Oct-05	Oct-30
Project Allenby/Connaught: Rebuild, refurbishment, management and operation of facilities for Service accommodation at Aldershot, Tidworth, Bulford, Warminster, Larkhill and Perham Down.	Mar-06	Apr-41
Northwood: Rebuild, refurbishment, management and operation of facilities for the Permanent Joint Headquarters.	Jul-06	Oct-31
Combined Aerial Targets (CATS): Provision of aerial targets and associated ground equipment and support services.	Dec-06	Mar-28
Provision of Marine Services: Provision of marine services at UK Dockyard Ports at Portsmouth, Devonport and Clyde and support to military exercises, training and deep water trials, worldwide.	Dec-07	Nov-22
Future Strategic Tanker Aircraft (FSTA): FSTA is an innovative PFI programme that will provide modern air-to-air refuelling and passenger air transport capabilities.	Mar-08	Mar-35
UK Military Flying Training System: Advanced Jet Trainer, Ground Based Training Equipment Element: Management and provision of Fast Jet Phase IV training.	May-08	May-33
Corsham Development Project: Rebuild, refurbishment, management and operation of facilities at the Basil Hill site.	Aug-08	Jul-33

*Date when contract signed.

21.2 The substance of an arrangement accounted for under IFRIC 12 is that the Department has a finance lease with the provider with payments comprising an imputed finance lease charge, a repayment of capital and a service charge. Payments are accounted for within the Statement of Comprehensive Net Expenditure – Service Concession Arrangements (SCA) and charges for 2014-15 were £1.46Bn (2013-14: £1.43Bn). Total obligations under SCA (consisting of the minimum lease payments, interest and any minimum service charges) analysed by time periods are shown in the tables below:

	31 March 2015 £000	31 March 2014 £000
Details of the imputed finance lease charges		
Not later than one year	559,622	526,870
Later than one year and not later than five years	2,039,065	1,860,669
Later than five years	4,986,261	4,523,903
	7,584,948	6,911,442
Less interest element	(2,638,218)	(2,373,780)
Present value of obligations	4,946,730	4,537,662

	31 March 2015 £000	31 March 2014 £000
Details of the minimum service charge		
Not later than one year	1,265,121	1,353,239
Later than one year and not later than five years	3,887,245	4,063,095
Later than five years	9,149,174	10,310,016
	14,301,540	15,726,350

22. Departmental Group – Contingent Liabilities and Contingent Assets Disclosed Under IAS 37

Contingent Liabilities

22.1 The following quantifiable contingent liabilities have been identified:

Description	Liability as at 31 March 2015	Amount reported to Parliament by Departmental Minute
Restricted – not disclosed due to reasons of commercial confidentiality and / or national security	723,456	723,456
Indemnity to contractors for loss or damage to Offshore Patrol Vessels during construction and trials	282,000	282,000
Indemnity for possible damage to aircraft or hangars caused by contractors	172,000	172,000
Indemnity to contractors in respect of nuclear risks and decontamination	140,000	140,000
Indemnity to contractors for third party risks	140,000	140,000
Statutory liability for International Military Sales	100,000	100,000
Legal claims (personal)	43,346	43,346
Environmental clean up costs	39,802	39,802
Early termination of leases relating to property in Germany	30,000	30,000
Liability for redundancy following contractorisation	24,064	24,064
Indemnity for utilities and services following the sale of Service housing	17,031	17,031
Capital works on the Government of Gibraltar electricity network	3,858	3,858
Contractor claims relating to project deferment or termination	500	500
Total quantifiable contingent liabilities	1,716,057	1,716,057

The Department has the following unquantifiable liabilities in accordance with IAS 37.

- Indemnities to AWE Management Ltd for nuclear and non-nuclear risks.
- Indemnities to Rolls-Royce for risks associated with the handling of fissile materials and other non-nuclear risks.
- Standard shipbuilding indemnity in respect of Vanguard and Astute class submarines.
- Indemnity related to potential damages awarded following sale of electromagnetic spectrum.
- Potential further and higher education costs for service personnel under the Enhanced Learning Credit Scheme.
- Indemnity for early termination of the Forces Broadcasting Service contract.
- Indemnity for live firing of missiles at overseas ranges.
- Indemnities to the Government of Gibraltar related to transfer of electricity generation facilities
- Service Life Insurance – providing access to life insurance for service personnel. Details of the scheme and key features can be found at <https://www.sli365.com>.
- Guarantee to NAAFI that the Department will reimburse 90% of their additional costs arising from any changes in MOD's service requirements.
- The Department has a number of sites where it may be necessary to carry out decontamination work. As it is not practicable or cost effective to identify all contamination at those sites, any possible liability is not quantifiable, so possible site remediation exposure is recognised as an unquantifiable contingent liability.

- Strategic Weapons System Activities Future Delivery Project outsourced contract includes an indemnity for Non Nuclear events.
- Indemnity to contractors for potential third party risks arising from construction of the Queen Elizabeth carriers.
- Indemnity in respect of US Government owned equipment and related guided weapons' trials.
- Indemnity for non-nuclear events at HMNB Clyde.

Contingent liabilities not required to be disclosed under IAS 37

22.3 The MOD has entered into the following quantifiable contingent liabilities by offering guarantees, indemnities or by giving letters of comfort. None of these is a contingent liability within the meaning of IAS 37 as the likelihood of a transfer of economic benefit in settlement is too remote.

Quantifiable – unrestricted

	1 April 2014 £000	Increase / (Decrease) in year £000	Liabilities crystallised in year £000	Obligation expired in year £000	31 March 2015 £000	Amount reported to Parliament by Departmental Minute £000
Unrestricted – Indemnities						
Residual liability for the remediation of unidentified contamination in parts of the former Rosyth Naval Base which has been sold to Rosyth 2000 plc	Up to 1,000	-	-	-	Up to 1,000	1,000
Liabilities arising from insurance risk of exhibits on loan to the museums of the Royal Navy, Army and Royal Air Force	2,456	142	-	-	2,598	2,598
Indemnity to Help for Heroes and Royal British Legion should recovery centres have a change in use within ten years	4,889	-	-	-	4,889	4,889
Remediation costs associated with the discovery of unknown environmental contamination at the Fleetlands site	17,000	-	-	-	17,000	17,000
Government Pipeline and Storage System (GPSS) - compensation for loss of rights	5,456	-	-	-	5,456	5,456
Government Pipeline and Storage System (GPSS) - compensation to landowners	100	50	-	-	150	150
Potential redundancy costs for employees at the Defence College of Technical Training	-	1,900	-	-	1,900	1,900
Fair Deal for Staff Pensions: staff transfers from Central Government	-	187	-	-	187	187

Unquantifiable – unrestricted

22.4 The MOD has entered into the following unquantifiable contingent liabilities by offering guarantees, indemnities or by giving letters of comfort. None of these is a contingent liability within the meaning of IAS 37 as the possibility of a transfer of economic benefit in settlement is too remote.

- Indemnity given in relation to the disposal of Gruinard Island in the event of claims arising from the outbreak of specific strains of anthrax on the Island.
- Indemnities to the Babcock Group in respect of nuclear risks under the Nuclear Installations Act 1965.
- Indemnities to the Babcock Group in respect of non-nuclear risks resulting from claims for damage to property or death and personal injury to a third party.
- Indemnity to Rolls-Royce Power for the non-insurance of the Rolls-Royce Core Factory and the Neptune Test Reactor facility for death and personal injury to a third party.

- Indemnity for residual employee disease liability arising from the disbanding of DERA as a MOD Trading Fund and the formation of QinetiQ on 1 July 2001.
- Indemnity for residual public liability arising from the disbanding of DERA as a MOD Trading Fund and the formation of QinetiQ on 1 July 2001.
- Indemnity for environmental losses incurred by QinetiQ arising from certain defined materials at specific properties before the formation of QinetiQ on 1 July 2001.
- Indemnity for contractors under standard contract terms for Joint Operational Fuel Systems and F3EA (Find, Fix, Finish, Exploit, Analyse) contracts.
- Indemnities under standard terms to contractors for contractors' personnel on Government premises for United Kingdom Air Surveillance Command and Control System (UCCS), Flight Plan Distribution System (FPDS), Sensors Support Optimisation Project and the Puma Mark 2 Helicopter Interim Support Arrangement.
- Indemnity under standard terms to contractors for the CERBERUS project.
- Indemnity to contractors for the Data Link Processor System (DLPS) post design services contract.
- Indemnity to contractor for repair of specialist communication systems.
- The Department has offered an indemnity under standard terms to the operator of the Apache helicopter integrated operational support contract.
- Indemnity in respect of nuclear risk in support of framework contracts under Next Generation Estate Contracts.

Quantifiable and Unquantifiable – restricted

22.5 Details of restricted indemnities are not given due to reasons of commercial confidentiality and / or national security.

23. Financial Guarantee Contracts

The Department has entered into two financial guarantee contracts, neither of which is a contingent liability within the meaning of IAS 37 since the likelihood of transfer of economic benefit in settlement is too remote. The probability of payments under these guarantees is very low and the likely liability (fair value) as at year end is assessed as nil. Details of the guarantees are:

- Under the terms of the contract with TNT Ltd for the Government Records Management and Archive Service, MOD guarantees to pay the operator should any other government department fail to settle its outstanding invoices. The total value of invoices outstanding against all government departments as at 31 March 2015 was nil.
- MOD provides an indemnity to towage companies who are contracted to tow foreign warships in to UK ports, should the foreign nation default on payment of the invoice.

24. Departmental Group – Losses and Special Payments

24.1 Losses – Closed Cases

CLOSED CASES: these are losses that have been formally signed off following completion of all the relevant case work. Closed cases include some cases which in previous years were shown as Advance Notifications.	Arising in 2014-15 £000	Reported in 2013-14 as Advance Notifications £000
Total Losses (excluding gifts) under £300,000 each: 15,865 cases.	10,494	
Total Losses (excluding gifts) over £300,000 each: 19 cases (detailed below).	245,827	1,187,090
	256,321	1,187,090
Total Value of Closed Cases	1,443,411	
Details of the Closed Cases over £300,000 are:		
Bookkeeping Losses		
Write-off of unsupported balances. The loss consists of balances that could not be verified with the information available. This loss consists of three cases.	177,393	
	177,393	-
Stores Losses		
Loss of two Tornado aircraft after an accident over the Moray Firth.		23,502
Stores discrepancies identified during stock takes at RAF Marham and Gibraltar.	482	7,327
An RAF HS125 aircraft taken out of service early due to damage sustained during a hailstorm.		347
	482	31,176
Fruitless Payments		
Incorrect recording of Merlin aircraft component lives has resulted in a fruitless payment.		20,995
Ear Defence System found to be not fit for purpose on Operations.		5,769
Interest payment due to HM Revenue & Customs on a tax liability for Locally Employed Civilians.		1,260
HM Treasury has reduced the MOD's budget for 2015-16 as a result of the Department's cash forecasting performance during 2014-15.	1,537	
HM Treasury fine for failing to seek assurance from a number of high-paid off-payroll appointees in FY2012-13 that they were paying the correct tax and National Insurance.	1,000	
A reduction in requirements resulted in an order for Lynx Tail Rotor Drive shafts no longer being needed.	582	
	3,119	28,024
Constructive Losses		
Early withdrawal from service of the Harrier aircraft fleet.		1,120,917
Decision not to deploy Counter Improvised Explosive Device equipment due to changes in the threat has resulted in a constructive loss.	61,741	
Costs incurred in a failed attempt to host the Army Recruit Partnering Project on the MOD IT network.		6,973
Costs incurred on early termination of a contract.	1,886	
Cancellation of flights because a landing permit was not granted.	843	
	64,470	1,127,890
Claims waived or abandoned		
Supplies and services provided on a reciprocal basis to Commonwealth and Foreign Navy vessels during visits to British Ports at Clyde, Portsmouth, Devonport and Gibraltar.	363	
	363	-

24.2 Losses – Advance Notifications

ADVANCE NOTIFICATIONS: these are losses, which arose during 2014-15 and prior years, but where the cases have not yet been formally signed off because all the work necessary to establish the validity of the loss, and the exact amount thereof, has not yet been concluded. The amounts shown below are, therefore, estimates, and it is likely that the final value of these losses will differ when they are reported as closed cases in future years. Should the final value be less than £300,000, they will not be separately identified.		Arising in 2014-15 £000	Reported in 2013-14 as Advance Notifications £000
Total Advance Notifications over £300,000 each		56,228	1,306,497
		1,362,725	
Constructive Losses			
Early withdrawal from service of 4 Type 22 Frigates.			416,369
Reduction in the numbers of Challenger 2 tanks, Driver Training Tanks and Challenger Armoured Repair and Recovery Vehicles.			253,810
Reduction in the stockpile of Storm Shadow missiles.			173,100
Project Soothsayer: terminated contract.			87,778
Reduction in the number of Sentry Aircraft.			64,050
Reduction in holdings of the Multi Launch Rocket System due to a change in the operational environment.			59,725
Reduction of the AS90 Howitzer self-propelled guns due to a change in the operational environment.			58,573
Cancellation of the Queen Elizabeth Class aircraft carrier conversion programme, following the decision to revert to the Short Take Off and Vertical Landing (STOVL) variant of the Joint Strike Fighter Aircraft.			54,484
Payments for the early surrender of leases to landlords in Germany due to the early withdrawal of Forces from Germany.		51,161	
Following a capability review a decision was made that the Shielder Anti-Tank mine canisters and associated vehicles were no longer required.			43,144
Withdrawal from the Typhoon engine In Service Support System as a review determined that the majority of the system is no longer required.			29,620
Reduction in the number of reconnaissance vehicles - Combat Vehicle Reconnaissance (Tracked).			22,965
Mobile mine detection capability for Warrior vehicles that was deemed unsuitable.			7,200
Reduction in the number of Warrior Armoured Fighting Vehicles.			5,456
Costs incurred on early termination of a contract.		1,324	
MOD has terminated three contracts due to non-compliance issues with the contract specifications.			-
		52,485	1,276,274
Fruitless Payments			
Cost of equipment damaged in 2008 and the leased replacement capability .			30,223
Interest payment due to HM Revenue & Customs on a Value Added Tax liability.		2,249	
Repairs to leased equipment.		1,494	
		3,743	30,223

24.3 During the year the Department conducted a review, involving HM Treasury, of its policy on reporting losses. The exercise helped clarify policy in a number of areas including the reporting of losses resulting from military operations and training for military operations where, in the past, it is likely disclosures in respect of these operational losses have not been complete. The Department's policy has been clarified and reissued for prospective application.

24.4 Special Payments – Closed Cases

CLOSED CASES: these are special payments that have been formally signed off following completion of all the relevant case work. Closed cases include some cases which in previous years were shown as Advance Notifications.	Arising in 2014-15 £000	Reported in 2013-14 as Advance Notifications £000
Total under £300,000 each: 84 cases.	1,502	
Total over £300,000 each: 335 cases (detailed below).	7,091	
	8,593	-
Total Value of Closed Cases	8,593	
Details of the closed cases over £300,000 are:		
Extra contractual payments to three contractors to settle legal challenges.	6,398	
War Pensions Benefit cases		
The payments detailed below were for War Disability Pensions, and were made under the authority of Treasury Dispensing Instruments but outside the scope of the Service Pension order:		
(a) Empire Air Training Scheme Pensions		
These Payments relate to members of the Royal Australian Air Force who were trained under the Empire Air Training Scheme and were subsequently selected for service in the RAF. The British Government agreed in June 1942 that it would contribute towards pensions in respect of disablement or death due to the service with the RAF. The number of cases in 2014-15 was 232.	353	
(b) Noise Induced Sensorineural Hearing Loss:		
During financial year 2014-15 100 payments were made.	340	
	7,091	-

24.5 Special Severance Payments

During the year 15 Special Severance Payments totalling £313,000 were made. Further details (to the nearest £1,000) are:

Maximum Payment	£115,000
Median Payment	£10,000
Minimum Payment	£3,000

24.6 Special Payments – Advance Notifications

ADVANCE NOTIFICATIONS: these are special payments, which arose during 2014-15 and prior years, but where the cases have not yet been formally signed off because all the work necessary to establish the validity of the loss, and the exact amount thereof, has not yet been concluded. The amounts shown below are, therefore, estimates, and it is likely that the final value of these losses will differ when they are reported as closed cases in future years. Should the final value be less than £300,000, they will not be separately identified.	Arising in 2014-15 £000	Reported in 2013-14 as Advance Notifications £000
Total Advance Notifications over £300,000 each	23,194	-
	23,194	
Payments to former and current Service Personnel who were incorrectly subjected to disciplinary action after receiving a police caution.	19,000	
Compensation payments to service personnel due to an anomaly in the legislation that did not allow for aggregation of service when calculating payments upon departure of service.	4,194	
	23,194	-

24.7 Gifts – Closed Cases

	Arising in 2014-15 £000	Reported in 2013-14 as Advance Notifications £000
Gifts: that have been formally handed over to the recipient		
Total under £300,000 each: 172 cases.	62	
Total over £300,000 each: 3 cases (detailed below).	2,636	450
	<u>2,698</u>	<u>450</u>
Total Value of Gifts	3,148	
Detail of the gifts over £300,000 are:		
Two separate gifts of infrastructure to Government of Islamic Republic of Afghanistan.	1,636	
Surplus Counter Improvised Explosive Device equipment to the Government of the Islamic Republic of Pakistan.	1,000	
50 Leyland DAF 4-ton trucks plus associated spares, Land Rover vehicle components and major assemblies to The Government of Uzbekistan.		450
	<u>2,636</u>	<u>450</u>

24.8 Gifts – Advance Notifications

	Arising in 2014-15 £000	Reported in 2013-14 as Advance Notifications £000
The net proceeds from the sale of three sites in Northern Ireland to the Northern Ireland Executive.		5,500
Military equipment to the Government of Iraq.	2,075	
Non-lethal equipment to the Government of Ukraine.	844	
Surplus Counter Improvised Explosive Device equipment to the Government of Iraq.	504	
Thermal imagery equipment and quad bikes to the Government of the Republic of Kazakhstan.	402	
	<u>9,325</u>	

25. Related Party Transactions

25.1 The Department owned three Trading Funds during the year reducing to two (The Defence Science and Technology Laboratory and the UK Hydrographic Office) on 31 March 2015 when the land business of the Defence Support Group was sold to Babcock Land Limited. Also, as part of the sale process, the Defence Electronic Components Agency was set up with effect from 1 April 2015 – further details of the sale are at Note 10. The Oil and Pipelines Agency and The Navy Army Air Force Institutes (NAAFI) are Public Corporations. The Trading Funds and the NAAFI are regarded as related parties outside the Departmental Boundary with which the Department has had material transactions. Transactions are carried out on terms which are contracted for on an arms-length basis, and are subject to internal and external audit. The value of transactions with these and other related parties are set out below and balances with the Trading Funds (excluding loans and dividends, which are shown at Note 10) at year end, are in the following table:

Organisation	Receivables Balances £000	Payables Balances £000
Defence Science and Technology Laboratory	2,156	166,445
UK Hydrographic Office	2,432	-

Oil and Pipelines Agency (Public Corporation)

25.2 During the year MOD paid the agency fees (excluding VAT) of: £9.6M (2013-14: £8.6M). The Department is represented on the OPA Board – further details are at: <https://www.gov.uk/government/organisations/oil-and-pipelines-agency>

25.3 In May 2012 the Government announced its plan to create a set of transferrable rights in respect of the Government Pipeline and Storage System (GPSS). The sale of these rights is expected to be completed in 2015-16 and the GPSS is included in these accounts as Held for Sale.

Navy Army Air Force Institutes (NAAFI)

25.4 The NAAFI Council acts as the most senior NAAFI body responsible for approving the policy and direction of NAAFI's business. The rules governing the NAAFI Council and its proceedings are laid out in NAAFI's Memorandum and Articles of Association. Further details of the activities of the NAAFI including membership of The Council can be found at <http://www.naafi.co.uk>. During 2014-15 there were no receipts from NAAFI (2013-14: £Nil); payments to NAAFI were £24M (2013-14: £22M). The Department has provided NAAFI with a guarantee that it will reimburse 90% of additional costs arising from any changes in MOD's service requirements.

Executive Non-Departmental Public Bodies (NDPBs)

25.5 The following are Executive NDPBs of the MOD. They are designated NDPBs under the National Heritage Act 1983 and produce their own annual accounts. The value of the NDPBs' income, expenditure, assets and liabilities are consolidated in the accounts as part of the Departmental Group. Further details of these organisations can be found at:

- The National Museum of the Royal Navy <http://www.royalnavalmuseum.org/>
- National Army Museum www.national-army-museum.ac.uk
- Royal Air Force Museum www.rafmuseum.org.uk

During the year the year Grants-in-Aid (GiA) were made to: The National Museum of the Royal Navy £3.3M; the National Army Museum £5.9M and the Royal Air Force Museum £8.3M.

25.6 The Single Source Regulations Office (SSRO) is an Executive NDPB of the Department established under the Defence Reform Act 2014 with the aim of ensuring value for money is obtained for the UK taxpayer in MOD expenditure on qualifying defence contracts, and that single source suppliers are paid a fair and reasonable price under those contracts. During the year the SSRO was paid GiA of £2.8M (which includes funding for the first part of 2015-16 of £1.2M paid on 31 March 2015); in addition, during the financial year MOD incurred £0.5M of expenditure on behalf of the SSRO. Further information on the organisation is at: <https://www.gov.uk/government/organisations/single-source-regulations-office>

Other

25.7 The Department also pays a number of grants and grants-in-aid to other bodies included in the Departmental Group e.g. the Reserve Forces and Cadets Associations (£95M), the Commonwealth War Graves Commission (£47M) and the Royal Hospital Chelsea (£12M), as well as grants-in-aid to bodies outside the accounting boundary e.g. the Marine Society & Sea Cadets (£11M) and the Gurkha Welfare Scheme (£2M).

25.8 The MOD has also had a number of transactions with other government departments and central government bodies. These are undertaken under normal trading circumstances, at arms length, and are included in MOD's net resource outturn.

25.9 No Minister or Board Member or other related party has undertaken any material transactions with the Department during the year.

Joint Ventures

25.10 The Department has not established any Joint Ventures. Some of the Trading Funds and NDPBs have set up Joint Ventures and the Department is involved in collaborative projects with various foreign countries for the development and production of Single Use Military Equipment.

26. Heritage Assets

26.1 Heritage assets are tangible assets with historical, artistic, scientific, technological, geophysical or environmental qualities that are held and maintained principally for their contribution to knowledge and culture. They are preserved in trust for future generations because of their cultural, environmental or historical associations and include: historical buildings, archaeological sites, military and scientific equipment of historical importance, museum and gallery collections and works of art.

26.2 Heritage assets display the following attributes: their value to the Government and to the public in cultural, environmental, educational and historical terms is unlikely to be fully reflected in a financial value derived from a market price; established custom and, in many cases primary statute and trustee obligations, impose prohibitions or severe restrictions on disposal by sale; they are often irreplaceable and their value may increase over time, even if their physical condition deteriorates; they may require significant maintenance expenditure to enable them to be enjoyed by future generations; and their life may be measured in hundreds of years.

26.3 Heritage assets are categorised as either operational or non-operational. Non-operational heritage assets are those which are held primarily for the purpose described above e.g. archaeological sites. Operational heritage assets are those which, in addition to being held for their characteristics as part of the nation's heritage, are also used by the Department for other activities or to provide other services e.g. historical buildings used as office accommodation.

26.4 Operational heritage assets are usually valued using the same valuation methodologies as for other assets of that general type. Non-operational heritage assets are valued where this information can be obtained at a cost commensurate with the benefits to users of the Annual Accounts. Heritage assets are not separately disclosed in the SoFP as they are not considered material.

26.5 Details of the scale and scope of some of the heritage assets, held by the Department and its ALBs can be viewed on the following websites:

<http://www.nmrn.org.uk>

<http://www.nam.ac.uk>

<http://www.rafmuseum.org.uk>

<http://www.chelsea-pensioners.co.uk/home>

<https://www.gov.uk/defence-infrastructure-organisation-estate-and-sustainable-development>

26.6 The Department owns a range of non-operational heritage assets. In accordance with the FReM, non-operational heritage assets are valued except where the cost of obtaining a valuation for the asset is not warranted in terms of the benefits it would deliver or where it is not possible to establish a sufficiently reliable valuation. Assets may, for example, be valued when loaned to other organisations as occurred in 2012-13 when artefacts valued at £75M were loaned to the National Maritime Museum.

26.7 The scope and diversity of the holdings of non-operational heritage assets which are not valued are illustrated by the examples detailed in the table below:

Item	Location	Description
Records and artworks	London, Gosport, Stanmore	The Admiralty and Institute of Naval Medicine Libraries and the Air Historical Branch (RAF) comprise text and records of historical and research items. Although not open to the public, access is available on application.
Artefacts, records and artworks	Various locations	Regimental and Corps Museums and collections exist across the country. Ownership of the buildings and contents of the museums varies between the MOD, local authorities and regimental associations. Further information is available at: http://www.armymuseums.org.uk
Battle of Britain Memorial Flight	RAF Coningsby	Further information is available at: http://www.raf.mod.uk/bbmf

27. Entities Within the Departmental Boundary

The entities within the boundary during 2014-15 were as follows:

Defence Equipment and Support (Bespoke Trading Entity)

Advisory Non-Departmental Public Bodies

Advisory Committee on Conscientious Objectors

Advisory Group on Military Medicine

Armed Forces Pay Review Body

Central Advisory Committee on Pensions and Compensation

Defence Nuclear Safety Committee

Defence Scientific Advisory Council

National Employer Advisory Board

Nuclear Research Advisory Council

Review Board for Government Contracts

Science Advisory Committee on the Medical Implications of Less Lethal Weapons

Veterans Advisory and Pensions Committees

Executive Non-Departmental Public Bodies

National Museum of the Royal Navy

National Army Museum

Royal Air Force Museum

Single Source Regulations Office

Other Bodies

Commonwealth War Graves Commission

Independent Monitoring Board for the Military Corrective Training Centre, Colchester

Royal Hospital, Chelsea

Territorial, auxiliary and volunteer reserve associations established under section 110 of the Reserve Forces Act 1996

Note: The Defence Electronic Components Agency was established on 1 April 2015 as an on-vote Agency and will be included in the 2015-16 Annual Report and Accounts.

28. Events After the Reporting Date

28.1 There are no events after the reporting date. These accounts have been authorised for issue by the Accounting Officer on the same date as the C&AG's Audit Certificate.



Supplementary Information

Annex A

Defence in the Public Eye

A.1 In 2014-15, we continued to work hard to ensure that Parliament, the public, the media, and other stakeholders understand our role, what we do, and why we do it. The results of independent public opinion polling conducted on our behalf show that the British population continues to be highly favourable towards the UK Armed Forces. The reputation of the MOD has continued to improve steadily and that of the individual Services remains at a high level.

A.2 The MOD has conducted surveys of public opinion on an annual or bi-annual basis since 1999. The Department switched to telephone-based methodology in spring 2012, which means that detailed comparison between the results of our surveys undertaken before and after the start of 2012 should not be made. We do, however, show historical data indicating clearly at which point the shift in methodology occurred.

Table A.1 – External opinion of the Armed Forces and MOD

Jan 2015*	May 2014*	March 2013*	March 2012*	March 2011	March 2010	March 2009
Favourable ratings for Armed Forces						
91%	86%	85%	85%	88%	82%	84%
Unfavourable ratings for the Armed Forces						
2%	2%	5%	4%	3%	4%	2%
Favourable ratings for the MOD						
70%	71%	69%	68%	57%	56%	55%
Unfavourable ratings for the MOD						
7%	7%	12%	13%	15%	11%	9%

* Methodology switched from face to face to telephone from March 2012.

Figure A.1 – External opinion of the Armed Forces and MOD 2006-15

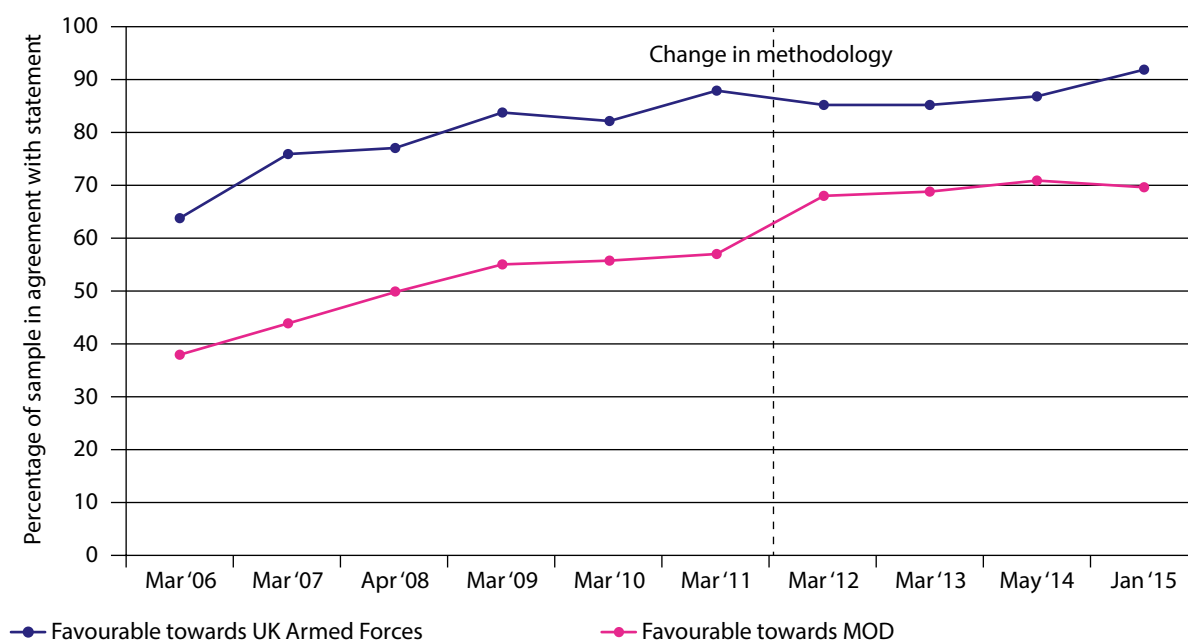
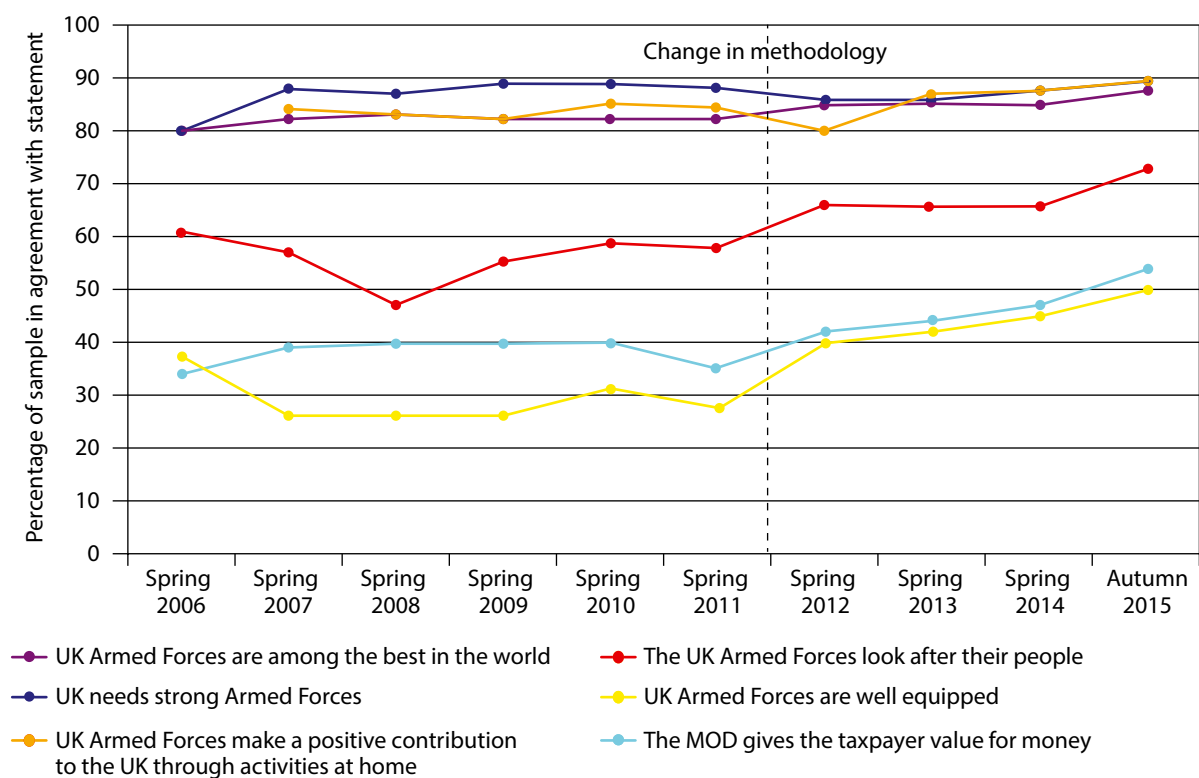


Table A.2 – External Opinion Survey Headlines

Armed Forces	January 2015	May 2014	Ministry of Defence	January 2015	May 2014
Favourable towards Armed Forces	91%	86%	UK Armed Forces are well equipped	50%	45%
UK Armed Forces are among the best in the world	88%	84%	Favourable towards MOD	70%	71%
UK needs strong Armed Forces	89%	87%	MOD gives the taxpayer value for money	53%	47%
UK Armed Forces look after their people	73%	65%			
UK Armed Forces make a positive contribution to the UK through their activities at home	89%	87%			

Figure A.2 – External Opinion Survey Polling Results, 2006-15



Reputation among Service and Civilian Personnel

A.3 We also carry out an annual survey to determine the views of our own people – Service and civilian – on Defence issues and the Armed Forces. Changes in the wording of response options for the 2014 survey, to align better with the external MOD and Armed Forces public reputation survey¹, means that direct comparisons with polling undertaken prior to 2014 should not be made. A minor change to the weighting strata was made in 2015.

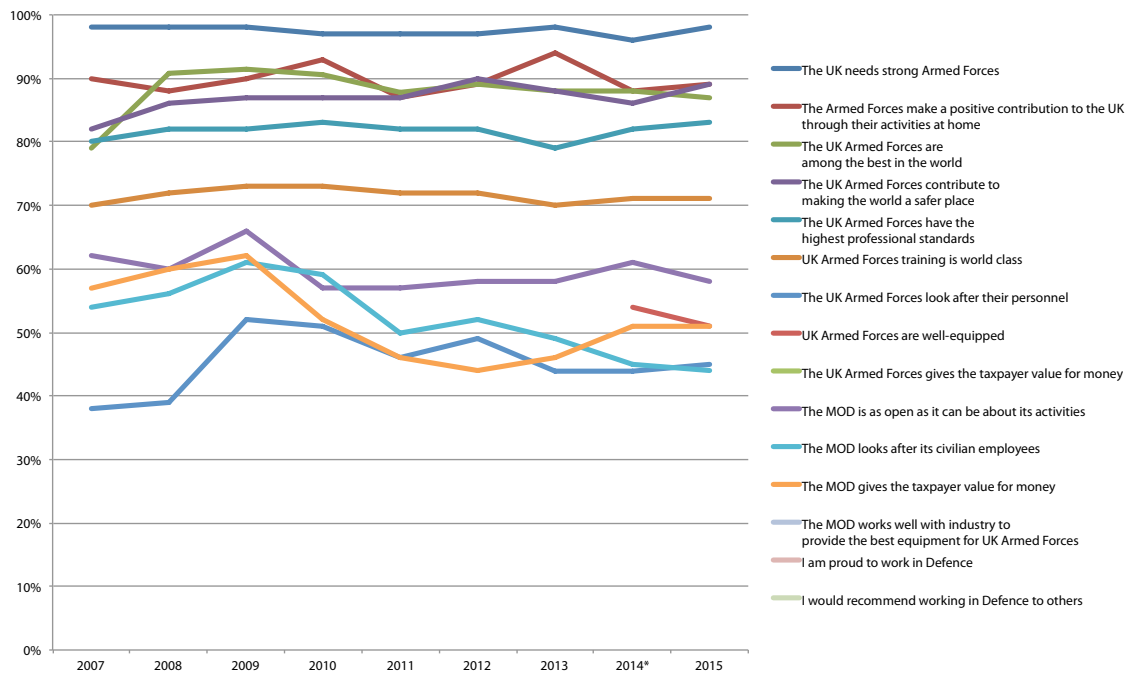
A.4 Our most recent poll conducted in spring 2015 showed that the majority (89%) of our people agree that the UK Armed Forces make a positive contribution to the UK through their activities at home which aligns with the public at 89% agreement.

Table A.3 – Internal Opinion Survey headlines (% Agree)

UK Armed Forces	Spring 2015	Spring 2014*
UK needs strong Armed Forces	98%	96%
UK Armed Forces contribute to making the world a safer place	89%	86%
UK Armed Forces are among the best in the world	87%	88%
UK Armed Forces are well equipped	51%	54%
UK Armed Forces have the highest professional standards	83%	82%
UK Armed Forces look after their personnel	45%	44%
UK Armed Forces training is world class	71%	71%
UK Armed Forces gives the taxpayer value for money (<i>New question for 2015</i>)	65%	N/A
UK Armed Forces make a positive contribution to the UK through their activities at home	89%	88%
MOD is as open as it can be about its activities	58%	61%
MOD gives the taxpayer value for money	51%	51%
MOD looks after its civilian employees	44%	45%
MOD works well with industry to provide the best equipment for the UK Armed Forces (<i>New question for 2015</i>)	36%	N/A
I am proud to work in Defence (<i>New question for 2015</i>)	79%	N/A
I would recommend working in Defence to others (<i>New question for 2015</i>)	58%	N/A

¹ Responses were altered from Agree/Disagree to Strongly agree, Tend to agree, Strongly disagree, Tend to disagree.

Figure A.3 – Internal polling results, 2007-2015 (% Agree)



*Responses were altered from Agree/Disagree to Strongly agree/Tend to agree/Strongly disagree/Tend to disagree in 2014.

Annex B

Accountability to Parliament

B.1 Ministers have accounted to Parliament during the financial year 2014-15 on all aspects of the Ministry of Defence's business. A total of 2,630 Parliamentary Questions were tabled. Defence Ministers participated in 15 debates on Defence issues in the House of Commons, 10 in the House of Lords, and responded to six Adjournment Debates in Westminster Hall. Ministers made three oral statements to the House of Commons and two to the House of Lords. They also made 82 Written Ministerial Statements to the House of Commons and the House of Lords. Details are published in Hansard.

Ministerial Correspondence

B.2 From 1 April 2014 to 31 March 2015, Defence Ministers received 3,755 items of correspondence from Members of Parliament, Peers and some members of the public to which a Ministerial response was deemed appropriate. Of these, 2,556 (68%) were answered within the target of 20 working days.

Evidence to the Defence Select Committee

B.3 Since 1 April 2014, the Ministry of Defence has given evidence to the Defence Select Committee on a number of occasions covering a wide range of issues, and the Government has responded to a number of the Committee's reports. All Committee publications, including published evidence given to the Committee, are available at: <http://www.parliament.uk/business/committees/committees-a-z/commons-select/defence-committee/publications/>

B.4 Reports published during this reporting period are listed below.

Table B.1 – Parliamentary Session 2014-15: MOD responses to reports published in the previous parliamentary session

Report	Title	Publication Date
HC 525	Deterrence in the Twenty-First Century: Government Response to the Committee's Eleventh Report of Session 2013-14	7 July 2014
HC 526	Afghanistan – Camp Bastion Attack: Government Response to the Committee's Thirteenth Report of Session 2013-14	7 July 2014
HC 548	UK Armed Forces Personnel and the Legal Framework for Future Operations: Government Response to the Committee's Twelfth Report of Session 2013-14	11 July 2014
HC 581	Intervention: Why, When and How? Government Response to the Committee's Fourteenth Report of Session 2013-14	29 July 2014
HC 582	Afghanistan: Government Response to the Committee's Fifteenth Report of the Session 2013-14	29 July 2014
HC 611	Remote Control: Remotely Piloted Air System – current and future UK use: Government Response to the Committee's Tenth Report of Session 2013-14	29 July 2014
HC 387	Future Army 2020: Government Response to the Committee's Ninth Report of the Session 2013-14	12 September 2014

Table B.2 – Financial Year 2014-15: Defence Select Committee Reports (Government Responses, if published, are listed in brackets after the report to which they relate)

Report	Title	Publication Date
HC 469 (HC 681)	The Ministry of Defence Main Estimates 2014-15	4 July 2014
HC 358 (HC 755)	Towards the Next Defence and Security Review: Part Two – NATO	31 July 2014
HC 508 (HC 900)	Armed Forces (Service Complaints and Financial Assistance) Bill	23 October 2014
HC 527 (HC 953)	The Armed Forces Covenant in Action Part 5: Military Casualties, a review of progress	30 October 2014
HC 832	Pre-Appointment Hearing for the Service Complaints Commissioner	28 November 2014
HC 690 (HC 1126)	The Situation in Iraq and Syria and the response to al-Dawla al-Islamiya fi al-Iraq al-Sham (DAESH)	5 February 2015
HC 896	Ministry of Defence Annual Report and Accounts 2013-14	11 March 2015
HC 512	Re-thinking defence to meet new threats	24 March 2015
HC 1127	Towards the Next Strategic Defence and Security Review: Part Three	25 March 2015
HC 682	Decision-making in Defence Policy	26 March 2015

B.5 The Defence Committee also visited the Armed Forces in the UK and overseas as part of its inquiries, as shown in Table B.3.

Table B.3 – Visits by the Defence Committee to UK Armed Forces

Date of Visit	Establishment	Related Inquiry
1 May 2014	Portsmouth Fleet Diving Squadron	General visit
19-20 May 2014	SHAPE and NATO HQ	General visit
8-10 December 2014	Iraq	The Situation in Iraq and Syria and the Threat Posed by Islamic State in Iraq and the Levant (ISIL)
25-30 January 2015	Falkland Islands	General visit
9-11 February 2015	Cyprus	General visit

Evidence to Other Select Committees of the House of Commons and House of Lords

B.6 Since 1 April 2014, the Ministry of Defence has also given written and oral evidence on various issues to the following Select Committees of the House of Commons and House of Lords: All Committee publications, including published evidence given to the Committee, are available at: <http://www.parliament.uk/business/committees/committees-a-z/#E>

Table B.4 Parliamentary Session 2014-15: Reports/evidence

Select Committee	Subject	Publication Date
Joint Committee on the National Security Strategy	First Report of the Committee Session 2013-14	24 July 2014
House of Lords Select Committee on Soft Power and the UK's Influence	Government Response to the House of Lords Select Committee on Soft Power and the UK's Influence Report HL 150 of Session 2013-14, Persuasion and Power in the Modern World (Cm 8879)	17 June 2014
House of Lords Select Committee on the Arctic	Report of Session 2014-15, Responding to a Changing Arctic	27 February 2015
Public Administration Select Committee	Leadership for the long term: Whitehall's capacity to address future challenges, Third Report of Session 2014-15	9 March 2015

B.7 Other Select Committees also visited the Armed Forces in the UK as part of their inquiries, as shown in Table B.5.

Table B.5 Other Select Committee Visits to the Armed Forces

Date of Visit	Select Committee	Establishment	Related Inquiry
4 December 2014	Public Administration Select Committee	Development, Concepts and Doctrine Centre	Leadership for the long term: Whitehall's capacity to address future challenges

Annex C

Trading Fund Performance

Defence Support Group (DSG)

C.1 The DSG Trading Fund provided the MOD with secure access to assured onshore capacity and capability for the through life maintenance, repair, overhaul, upgrade and procurement support services for defence equipment. During the year the MOD completed the sale of the DSG Land business to the Babcock International Group. The MOD also confirmed the retention of DSG's Electronics and Components Business Unit (ECBU), which includes activities undertaken at DSG Sealand and Stafford and other military locations around the country, in the MOD ownership as a new executive agency called the Defence Electronics and Components Agency (DECA). DECA was established on 1 April 2015.

C.2 Besides managing the issues surrounding sale and separation, the business produced a strong trading performance during the year with turnover of £175.7M. Reducing costs contributed to the business producing a net profit, before interest and dividend, of £14.7M against a plan of £10.7M. The Return on Capital Employed was 8.8%.

C.3 DSG's role in Camp Bastion was pivotal in providing support to the front line, as well as redeploying equipment to the UK in readiness for the conclusion of deployed operations in Afghanistan. DSG Bastion contributed cost avoidance savings in excess of £120M to MOD since 2009 with over 2000 pieces of equipment regenerated and over 11,000 pieces of equipment calibrated. Almost 500 DSG employees volunteered to deploy over the course of the project with over 100 for two or more tours. DSG personnel have now returned to the UK with many working on the Herrick Exchange Point facilities at Warminster and Lyneham.

C.4 More information can be obtained from the DSG Annual Report and Accounts on the DSG website. <https://www.gov.uk/government/publications/defence-support-group-annual-report-and-accounts-2014-to-2015>

UK Hydrographic Office (UKHO)

C.5 UKHO are a world leader in the supply of hydrographic information and data services. Commercial business, marketed under the ADMIRALTY brand, represents 90.3% of its total revenue and are financially self-supporting.

C.6 The products and services we supply to Defence are crucial to the conduct of operations globally and support the National Security Strategy. UKHO also support the Maritime and Coastguard Agency in discharging the UK's obligations for national charting under the United Nation's (UN) International Convention for the Safety of Life at Sea (SOLAS), 1974, to which the UK is a signatory.

C.7 UKHO plays a key role in support of Defence operations and has delivered against all its targets and also delivered ad hoc maritime geospatial data to support changing operational needs.

C.8 The safety and quality of ADMIRALTY brand products and services in support of the mariner at sea is deeply embedded in the culture and ethos of the UKHO, and its leadership and technical ability in this niche, but vital, field for Defence, safety and international trade, is hard won and internationally recognised.

C.9 In addition to having another strong year of delivery against plans, UKHO have increased profitability despite increasing pressure on margins. UKHO sales are linked to the health of the global shipping market and trading conditions remain challenging. As a result, UKHO turnover was only slightly up on the previous year at £134.0M (+2.7%) however, exceeding its target again to reduce costs has resulted in a Profit on Ordinary Activities of £32.0m, up 46.7%. Return on Capital Employed was 30.2% against a target of 9%. All five key targets for the UKHO, encompassing Safety, Defence, Finance, cost reduction and strategic plan delivery, were achieved. The mandation of digital navigation is reaching an ever increasing percentage of UKHO's core commercial market; this is starting to erode the overall margin and maintaining profitability is a key focus for Board and Management.

C.10 More information can be obtained from the UKHO Annual Report and Accounts on the UKHO website <https://www.gov.uk/government/publications/the-united-kingdom-hydrographic-office-annual-report-and-accounts-2014-to-2015>

Defence Science and Technology Laboratory (Dstl)

C.11 The purpose of Dstl, the MOD's Science and Technology (S&T) organisation, is to maximise the impact of S&T for the defence and security of the UK. It provides the Government with an extensive portfolio of scientific and technical support, which is delivered both from professional in-house expertise and by working with others across industry, academia, wider government laboratories, and international agencies.

C.12 Through this collaborative work, Dstl have continued to deliver successful programmes and projects that have had significant impact for customers across the defence and security sector at home and abroad, such as this year's scientific support to combating the outbreak of the Ebola virus in West Africa. On behalf of the MOD, Dstl also lead the formulation, management, and delivery of the MOD S&T Programme. This year, 59 per cent of this programme was delivered by Dstl's industry and academic partners in line with targets set by the MOD.

C.13 Dstl produced a strong trading performance during the year, with turnover of £653 million (2013-14: £661m) and net profit of £30 million (2013-14: £26 million). It delivered a Return on Capital Employed of 7.7 per cent.

C.14 This year, Dstl also launched an Easy Access Intellectual Property (IP) scheme that will develop closer relationships with academia and industry in order to get Dstl technology into the hands of those best placed to exploit it. Additionally, the Dstl Centre for Defence Enterprise (CDE) continued to encourage small- and medium-sized enterprises (SMEs) to enter the defence supply chain. More than two-thirds of this year's CDE contracts went to SMEs and innovators within academia.

C.15 More information can be obtained from the Dstl Annual Report and Accounts 2014-15 at www.gov.uk/dstl

Annex D

Fraud

D.1 The MOD has a zero tolerance to fraud, corruption, bribery, and theft, along with a clear process on how to report suspicions. All suspicions are investigated and appropriate action is taken. The Fraud Defence Board provides strategic direction and oversight of the Fraud Defence unit. There has been a significant change in our approach to managing the risk of fraud over the last two years, from being a very reactive function, which focused on suspected fraud and investigations, to a much more proactive approach which looks at fraud in terms of detection and prevention. Our proactive approach deploys a risk-based approach to identifying the risk of fraud and ensures appropriate controls are in place to manage the risk and increasing use of data analytics to detect fraud. The level of the effectiveness of the MOD's risk-based approach is measured by an industry standard risk maturity model. This measures the quality of the fraud risk management activities and the extent to which they are embedded within the organisation. Activities advance to date includes:

- The delivery of fraud risk workshops and assessments with Royal Navy, Army, Royal Air Force, Joint Forces Command, Defence Infrastructure Organisation and Defence Business Services;
- The successful delivery of a fraud analytics pilot;
- Increase in awareness and skills activities including bespoke training sessions.

Transparency

D.2 The MOD has continued to meet its Transparency Agenda corporate commitments and has worked towards embedding transparency into the department's normal working business, such as publishing Senior Officials' travel and expenses data to schedule. The transparency team have also worked to source and publish datasets of public interest, such as Historical Monuments, Sites of Special Scientific interest, and further Energy consumption data.

D.3 MOD supported the Cabinet Office in updating the National Information Infrastructure and will continue to work with them to align its principles with the next MOD Open Data Strategy. The Open Data Strategy will aim to identify further datasets of interest to the public through meetings with stakeholders.

MOD Freedom of Information performance in 2014-15

Category	MOD performance
Number of requests received	3,517
Of these:	
% of requests responded to within 20 working days	83%
% of requests answered 'in time' ²	86%
Total of 'resolvable requests' ³	2,688
Of these:	
% of resolvable requests answered in full	52%
% of resolvable request refused in full	27%
% of resolvable requests refused in part	12%
% resolvable requests yet to receive a response at the time these statistics were collected	9%

D.4 In 2014-15, the MOD received 3,517 requests for information under the Freedom of Information Act 2000, a 4% decrease over the previous year. 83% of requests received a substantive response within the

² Requests answered within the 20 working day limit or using a permitted extension. 'Permitted extensions' are those where the 20 working day deadline for response under FOIA is extended to allow for consideration of the balance of the public interest.

³ 'Resolvable requests' are all those where it is possible to make a substantive decision on whether to release the requested information. They exclude requests where the information requested was not held and where it is necessary to provide advice and assistance in order to clarify a request.

20 working day statutory time limit set out in the legislation and 86% of requests were handled in time, in accordance with the timescales recommended in the Information Commissioner's guidance. These figures demonstrate that despite the pressures of other defence business, the department continues to achieve a good level of performance in this area of its business. 52% of 'resolvable' requests were answered in full. MOD refused 27% of requests in full and 12% in part, on the grounds that information was exempt from disclosure under the provisions of the FOI Act 2000.

D.5 FOI is an important element of MOD business. Formal training, seminars and workshops establish and maintain the necessary levels of expertise in business units. In-house guidance is regularly updated to reflect the evolving views of the Information Commissioner, the Information Tribunal, and policy developments issued by the Ministry of Justice.

Corporate Memory – The National Archives

D.6 2014-15 saw the routine review and transfer of records to The National Archives (TNA) resulting in around 10,000 files being identified and selected for permanent preservation, which were made publicly available at TNA from Q1 2015. MOD continues to comply with its obligations under the Public Records Act and, due to a change in the Act that replaces the 30 Year Rule with a 20 Year Rule, has increased the resources available for reviewing and transferring files to TNA. In addition, MOD has continued to support TNA in dealing with Freedom of Information requests for files that are held by TNA, but not available to the public.

Commercial Sponsorship Within The MOD During 2014-15

D.7 The sponsorship return satisfies the Cabinet Office requirement to publish details of commercial sponsorship deals with a value of £5,000 or greater, excluding VAT, where they supplement Government funding of Departmental core business.

Activity	TLB	Individual Sponsors	Company Contribution £ EX VAT
Battle of Britain Memorial Flight	Air Command	Santander UK PLC	16,800
Battle of Britain Memorial Flight	Air Command	BAE Systems	120,000
Battle of Britain Memorial Flight	Air Command	Blackbrookes LLP	10,290
Battle of Britain Memorial Flight	Air Command	Pullman Wincanton	8,900
Battle of Britain Memorial Flight	Air Command	Land Rover	33,350
Royal Air Force Acrobatic Team	Air Command	Leeds Commercial	26,000
Royal Air Force Acrobatic Team	Air Command	XS Creativity	2,500
Royal Air Force Acrobatic Team	Air Command	Ping	9,800
Royal Air Force Acrobatic Team	Air Command	Coffee Real	6,600
Royal Air Force Acrobatic Team	Air Command	W L Gore and Associates UK Ltd	52,000
Royal Air Force Acrobatic Team	Air Command	Barbour	6,700
Royal Air Force Acrobatic Team	Air Command	Land Rover	156,000
Royal Air Force Acrobatic Team	Air Command	Grant	12,000
Royal Air Force Acrobatic Team	Air Command	Alexandre (BMB Menswear)	40,000
Royal Air Force Acrobatic Team	Air Command	Breitling	48,000
Royal Air Force Acrobatic Team	Air Command	M2c2 (Morrison Mc Connell)	8,000
Royal Air Force Acrobatic Team	Air Command	Applewhites	8,000
Royal Air Force Acrobatic Team	Air Command	Pitscards	4,000
Royal Air Force Acrobatic Team	Air Command	Rolls Royce	8,500

Activity	TLB	Individual Sponsors	Company Contribution £ EX VAT
Royal Air Force Acrobatic Team	Air Command	Connect Colour	26,000
Royal Air Force Acrobatic Team	Air Command	Grenson	2,000
Royal Air Force Acrobatic Team	Air Command	Bose	11,100
Royal Air Force Acrobatic Team	Air Command	BAE Systems	300,000
Tucano Display Team	Air Command	Breitling	8,000
Tutor Display Team	Air Command	Squadron Prints Ltd	1,000
Tutor Display Team	Air Command	BAE Systems	3,000
Tutor Display Team	Air Command	Selex ES	20,000
Tutor Display Team	Air Command	Rolls Royce	3,250
Tutor Display Team	Air Command	Goretex	2,000
Tutor Display Team	Air Command	Breitling UK Ltd	8,000
Tutor Display Team	Air Command	Breitling UK Ltd	11,200
Sponsorship of a Cadet Unit	Army	The Honourable Artillery Company	228,760
Loan of vehicle to Chinook Display Team	Army	Range Rover	7,932
Loan of vehicle to HMS Ocean	Navy Command	Land Rover	5,625
Loan of vehicle to RNAS Yeovilton	Navy Command	Jaguar XJ 3.0D Portfolio lwb Auto	5,451
Loan of vehicle to HMS Bulwark	Navy Command	Land Rover	10,423
RNAS Culdrose Airday 2014	Navy Command	Lockheed Martin UK Ltd	20,000
RNAS Culdrose Airday 2014	Navy Command	Augusta Westland	5,000
RNAS Culdrose Airday 2014	Navy Command	Thales UK Ltd	5,000
Sanctuary Magazine	DIO	Williams Lea	533
Sanctuary Magazine	DIO	Aspire Defence Ltd	500
Sanctuary Magazine	DIO	Babcock International Group	2,500
Sanctuary Magazine	DIO	CarillionAmey	2,000
Sanctuary Magazine	DIO	Kelda Water Services (Defence)	1,000
Sanctuary Magazine	DIO	Landmarc Support	1,500
Sanctuary Magazine	DIO	QuinetiQ Ltd	1,000

Annex E

Sustainability

E.1 The Sustainable MOD Strategy provides direction on what Defence must do to become increasingly sustainable. Whilst MOD sustainability activities contribute to the sustainability agenda and to wider Government commitments, the focus of the Department is increasingly on those activities that better embed sustainability principles in support of wider Defence outputs and objectives.

E.2 During 2014-15, we have refreshed our Departmental sustainability strategy to focus better on the material sustainability issues for the Department and embed sustainability principles to maximise benefits for Defence and set out our future priorities.

E.3 To support the Department's sustainability agenda, changes have been made to its governance structures. During 2014 the Director General of Head Office and Commissioning Services became the MOD sustainability champion and lead for the sustainable MOD agenda. He is supported in this role by a senior departmental steering group. This senior level group is in turn supported by a number of working groups that focus on sustainability and energy programmes and projects.

E.4 The MOD has continued to contribute to the Greening Government Commitments and targets. Overall, performance against the targets has been mixed, with some targets exceeded, and significant challenges affecting performance of others. The Department has exceeded the consumption reduction targets in both estate water demand and paper use. Other target areas such as waste reduction have been affected by operational activity, Defence reform, and major business change programmes such as rebasing the Army from Germany. These activities are generating short term peaks in asset disposals and alterations to estate infrastructure hence increases in waste generation.

E.5 Further details of the Department's sustainability activities and performance against the Greening Government Commitment targets will be published within The Sustainable MOD Annual Report available at the end of July 2015. The report can be viewed at <https://www.gov.uk/government/publications/sustainable-mod-annual-report-2014-to-2015>

E.6 During 2015-16 our focus will be on continuing to drive improvements against energy efficiency, reducing water demand, improving waste management and sustainable procurement within the Greening Government framework; and the development of a five year plan to deliver against our Sustainable MOD Strategy.

Annex F

Statement of Approved Maximum Armed Forces Numbers

F.1 Votes A provide the formal mechanism by which Parliament sets limits for and monitors the maximum numbers of personnel retained for service in the Armed Forces. They are presented to the House shortly before the start of each financial year (mid February), and form part of the Parliamentary Supply process.

F.2 Votes A numbers represent uppermost limits for Service manpower; they neither predict actual strengths nor act as a control over numbers in the Services. Votes A includes a contingency margin to cover unforeseen circumstances. Manpower levels are monitored routinely, and if it is anticipated that the numbers could be breached, then a Supplementary Estimate may be required to increase the limit.

F.3 The tables included below compare, for each service, the numbers voted by the House of Commons with the maximum numbers maintained and the date at which this peak occurred. The aggregate maximum numbers maintained may not equal the sum of Officers plus Men and Women as these categories peak at different times of the year. The "Men and Women" categories represent the Services' Ratings and Other Ranks.

Maximum numbers of personnel to be maintained for service with the Armed Forces:

		Numbers voted by the House of Commons	Maximum Numbers Maintained	Peak Dates
Naval Service				
Royal Navy	Officers	6,450	6,020	June 2014
	Men and Women	20,240	19,520	April 2014
	Aggregate	26,690	25,520	April 2014
Royal Marines	Officers	920	840	September 2014
	Men and Women	7,500	7,010	April 2014
	Aggregate	8,420	7,810	April 2014
Army Service				
Army	Officers	14,260	13,270	June 2014
	Men and Women	97,020	80,670	April 2014
	Aggregate	111,280	93,870	April 2014
Commonwealth, Colonial, etc, troops abroad and Gurkhas	Officers	140	120	March 2015
	Men and Women	3,760	3,150	April 2014
	Aggregate	3,900	3,260	April 2014
Air Force Service				
Royal Air Force	Officers	8,340	7,880	May 2014
	Men and Women	28,850	27,380	April 2014
	Aggregate	37,190	35,230	April 2014

		Numbers voted by the House of Commons	Maximum Numbers Maintained	Peak Dates
Reserve Naval and Marine Forces				
Royal Fleet Reserve (Naval Officers and Ratings)	Officers	4,960	3,460	May 2014
	Men and Women	10,580	3,240	March 2015
	Aggregate	15,540	6,630	June 2014
Royal Fleet Reserve (Marine Officers and Marines)	Officers	470	270	September 2014
	Men and Women	2,610	1,160	May 2014
	Aggregate	3,080	1,430	May 2014
Royal Naval Reserve	Officers	1,200	840	March 2015
	Men and Women	1,980	1,490	March 2015
	Aggregate	3,180	2,330	March 2015
Royal Marines Reserve	Officers	70	60	March 2015
	Men and Women	920	720	February 2015
	Aggregate	990	780	February 2015
Royal Naval Reserve (List 7)	Officers	950	900	December 2014
Reserve Land Forces				
Army Reserve	Officers	11,300	9,490	June 2014
	Men and Women	26,770	21,870	April 2014
	Aggregate	38,070	31,340	April 2014
Territorial Army	Officers	9,110	4,600	March 2015
	Men and Women	46,150	25,850	March 2015
	Aggregate	55,260	30,440	March 2015
Reserve Air Forces				
Royal Air Force Reserve	Officers	5,000	3,930	May 2014
	Men and Women	10,100	7,670	April 2014
	Aggregate	15,100	11,550	April 2014
Royal Auxiliary Air Force	Officers	530	330	March 2015
	Men and Women	2,490	1,820	March 2015
	Aggregate	3,020	2,160	March 2015

		Numbers voted by the House of Commons	Maximum Numbers Maintained	Peak Dates
Special Members of The Reserve Naval Forces				
Royal Naval Reserve	Officers	780	650	March 2015
	Men and Women	1,620	1,190	February 2015
	Aggregate	2,400	1,840	March 2015
Special Members of The Reserve Land Forces				
Territorial Army	Officers	20	~	July 2014
	Men and Women	180	90	May 2014
	Aggregate	200	90	May 2014
Army Reserve	Officers	10	0	*
	Men and Women	20	0	*
	Aggregate	30	0	*
Special Members of The Reserve Air Forces				
Royal Air Force Reserve	Officers	100	60	March 2015
	Men and Women	210	100	March 2015
	Aggregate	310	160	March 2015

Figures for Maximum Numbers Maintained have been rounded to the nearest 10, with numbers ending in 5 being rounded to the nearest multiple of 20 to prevent systematic bias.

Totals and sub-totals have been rounded separately and so may not equal the sum of their rounded parts.

~ denotes 5 or fewer.

* strength has been zero for the whole time period.

ISBN 978-1-4741-2335-2



9 781474 123358