



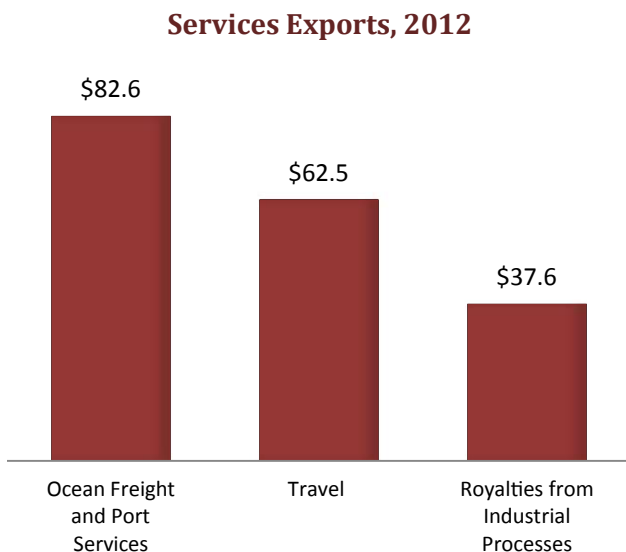
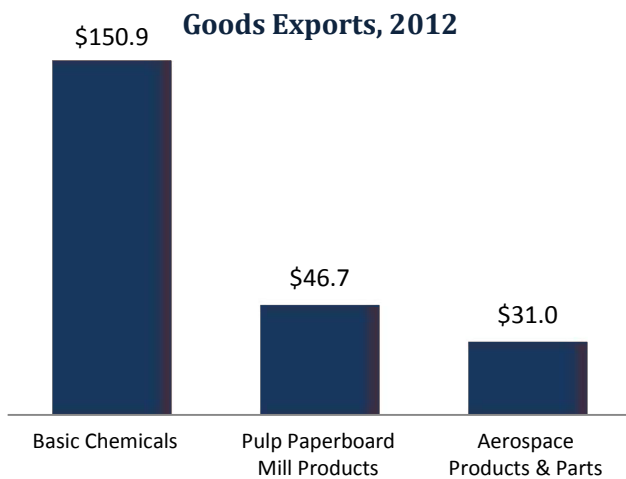
Alabama's 1st District and TTIP

Alabama's 1st District already has a strong trade relationship with the European Union, and a successful conclusion of the **Transatlantic Trade and Investment Partnership (TTIP)** would contribute significantly to the district's future economic growth.

The EU purchased an estimated \$337 million worth of goods (15 percent of goods exports) and \$274 million worth of services (29 percent of services exports) from Alabama's 1st District in 2012.

Successful implementation of TTIP is estimated to increase Alabama's 1st District's exports to the EU by 35.8 percent and could boost net employment by up to 1,610 jobs.

Current District Exports to European Union (\$ million)



Estimated Impacts of Full TTIP Implementation on Key Sectors

Top Sectors by Export Increase

Chemicals	+\$127 million
Motor Vehicles	+\$124 million
Metals and Metal Products	+\$58 million

Estimated Job Growth in Key Sectors

Business services	+230 jobs
Personal services	+230 jobs
Construction	+120 jobs

BOTTOM LINE: Since 2006, Alabama's 1st District's aerospace products exports to the EU have increased by 105 percent. By reducing barriers to trade and investment, TTIP would facilitate future growth, increasing anticipated U.S. transportation equipment exports by a further 27.8 percent.



Alabama's 2nd District and TTIP

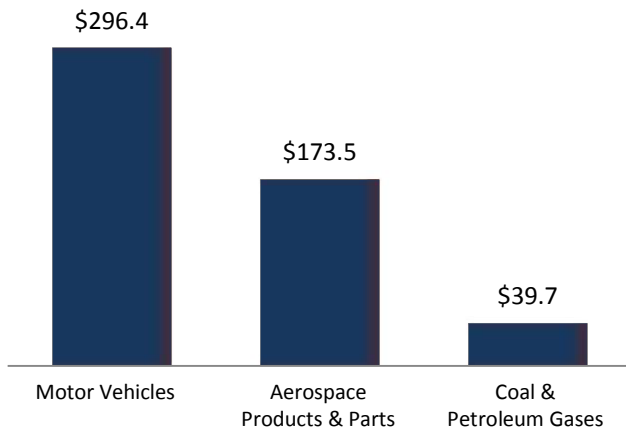
Alabama's 2nd District already has a strong trade relationship with the European Union, and a successful conclusion of the **Transatlantic Trade and Investment Partnership (TTIP)** would contribute significantly to the district's future economic growth.

The EU purchased an estimated \$669 million worth of goods (28 percent of goods exports) and \$126 million worth of services (28 percent of services exports) from Alabama's 2nd District in 2012.

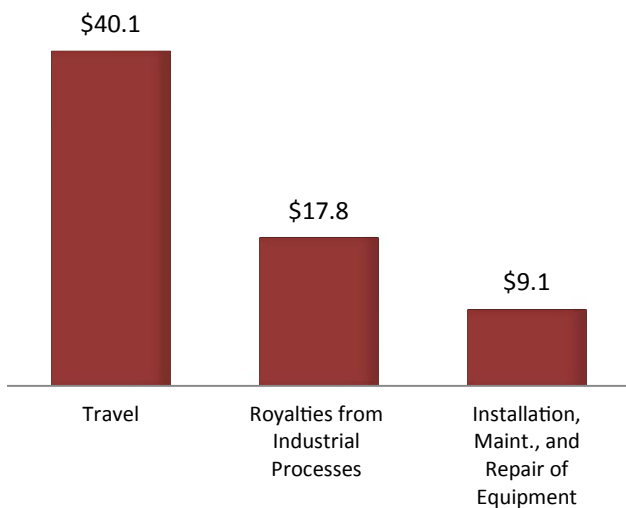
Successful implementation of TTIP is estimated to increase Alabama's 2nd District's exports to the EU by 156.7 percent and could boost net employment by up to 1,060 jobs.

Current District Exports to European Union (\$ million)

Goods Exports, 2012



Services Exports, 2012



Estimated Impacts of Full TTIP Implementation on Key Sectors

Top Sectors by Export Increase

Motor Vehicles	+\$2.0 billion
Other Transport Equipment	+\$71 million
Wood and Paper Products	+\$22 million

Estimated Job Growth in Key Sectors

Business services	+200 jobs
Personal services	+190 jobs
Construction	+80 jobs

BOTTOM LINE: Since 2006, Alabama's 2nd District's aerospace products exports to the EU have increased by 84 percent. By reducing barriers to trade and investment, TTIP would facilitate future growth, increasing anticipated U.S. transportation equipment exports by a further 27.8 percent.



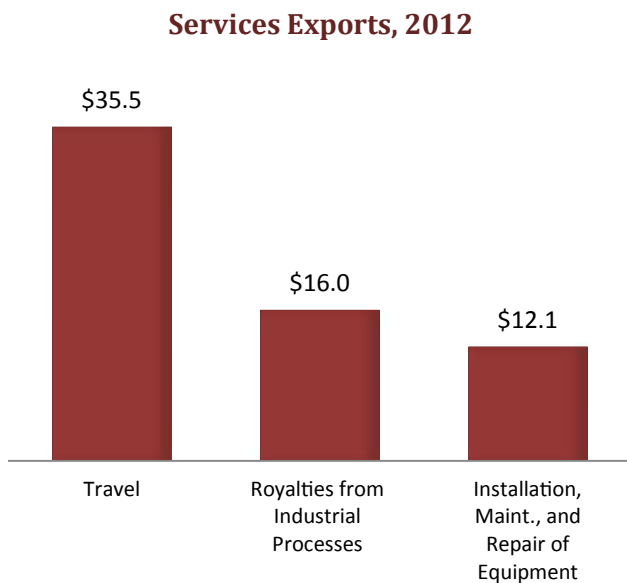
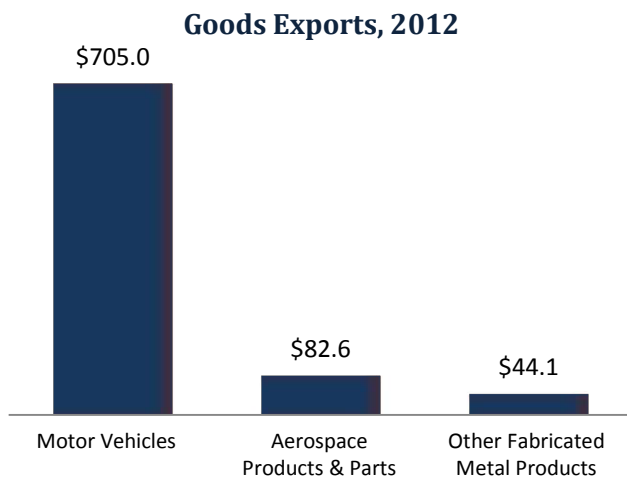
Alabama's 3rd District and TTIP

Alabama's 3rd District already has a strong trade relationship with the European Union, and a successful conclusion of the **Transatlantic Trade and Investment Partnership (TTIP)** would contribute significantly to the district's future economic growth.

The EU purchased an estimated \$1.0 billion worth of goods (29 percent of goods exports) and \$98 million worth of services (27 percent of services exports) from Alabama's 3rd District in 2012.

Successful implementation of TTIP is estimated to increase Alabama's 3rd District's exports to the EU by 245.7 percent and could boost net employment by up to 760 jobs.

Current District Exports to European Union (\$ million)



Estimated Impacts of Full TTIP Implementation on Key Sectors

Top Sectors by Export Increase

Motor Vehicles	+\$4.6 billion
Other Transport Equipment	+\$40 million
Wood and Paper Products	+\$29 million

Estimated Job Growth in Key Sectors

Personal services	+155 jobs
Business services	+145 jobs
Other manufactures	+55 jobs

BOTTOM LINE: *Since 2006, Alabama's 3rd District's aerospace products exports to the EU have increased by 209 percent. By reducing barriers to trade and investment, TTIP would facilitate future growth, increasing anticipated U.S. transportation equipment exports by a further 27.8 percent.*



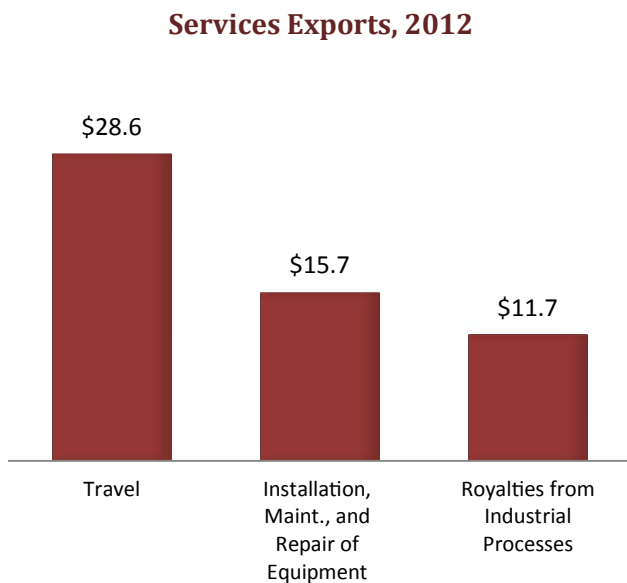
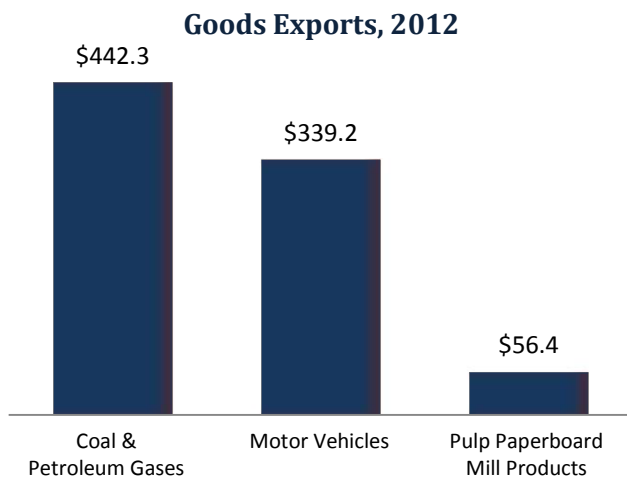
Alabama's 4th District and TTIP

Alabama's 4th District already has a strong trade relationship with the European Union, and a successful conclusion of the **Transatlantic Trade and Investment Partnership (TTIP)** would contribute significantly to the district's future economic growth.

The EU purchased an estimated \$1.1 billion worth of goods (27 percent of goods exports) and \$91 million worth of services (29 percent of services exports) from Alabama's 4th District in 2012.

Successful implementation of TTIP is estimated to increase Alabama's 4th District's exports to the EU by 119.7 percent and could boost net employment by up to 935 jobs.

Current District Exports to European Union (\$ million)



Estimated Impacts of Full TTIP Implementation on Key Sectors

Top Sectors by Export Increase

Motor Vehicles	+\$2.4 billion
Metals and Metal Products	+\$77 million
Wood and Paper Products	+\$50 million

Estimated Job Growth in Key Sectors

Personal services	+145 jobs
Business services	+115 jobs
Metals and metal products	+75 jobs

BOTTOM LINE: Since 2006, Alabama's 4th District's metalworking machinery exports to the EU have increased by 743 percent. By reducing barriers to trade and investment, TTIP would facilitate future growth, increasing anticipated U.S. machinery exports by a further 16.7 percent.



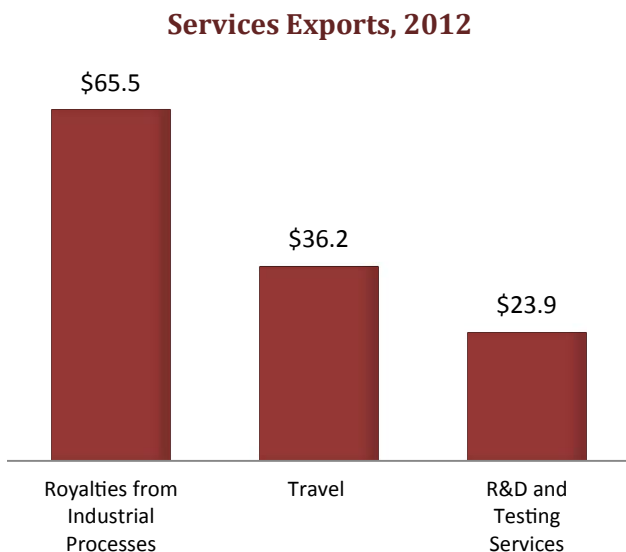
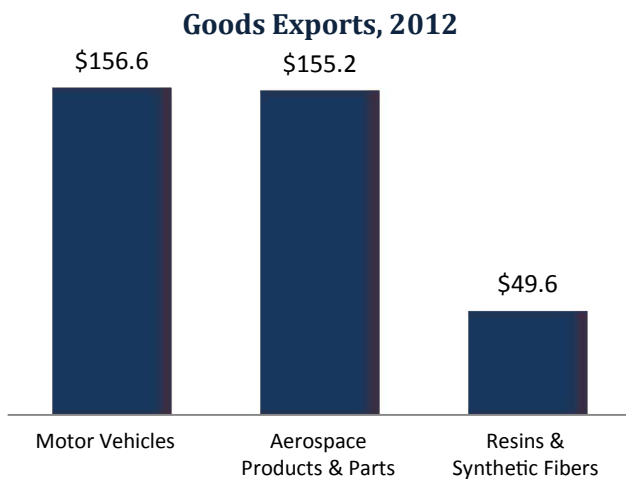
Alabama's 5th District and TTIP

Alabama's 5th District already has a strong trade relationship with the European Union, and a successful conclusion of the **Transatlantic Trade and Investment Partnership (TTIP)** would contribute significantly to the district's future economic growth.

The EU purchased an estimated \$658 million worth of goods (21 percent of goods exports) and \$237 million worth of services (29 percent of services exports) from Alabama's 5th District in 2012.

Successful implementation of TTIP is estimated to increase Alabama's 5th District's exports to the EU by 106 percent and could boost net employment by up to 1,730 jobs.

Current District Exports to European Union (\$ million)



Estimated Impacts of Full TTIP Implementation on Key Sectors

Top Sectors by Export Increase

Motor Vehicles	+\$1.4 billion
Chemicals	+\$102 million
Other Transport Equipment	+\$63 million

Estimated Job Growth in Key Sectors

Business services	+400 jobs
Personal services	+210 jobs
Other transport equipment	+100 jobs

BOTTOM LINE: Since 2006, Alabama's 5th District's aerospace products exports to the EU have increased by 172 percent. By reducing barriers to trade and investment, TTIP would facilitate future growth, increasing anticipated U.S. transportation equipment exports by a further 27.8 percent.



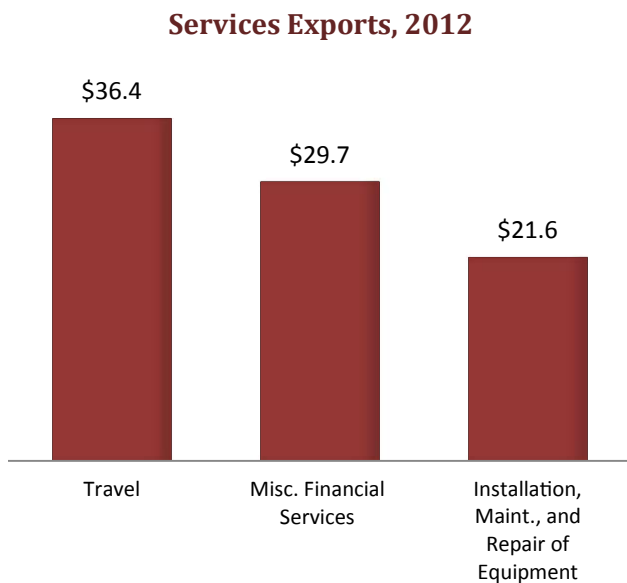
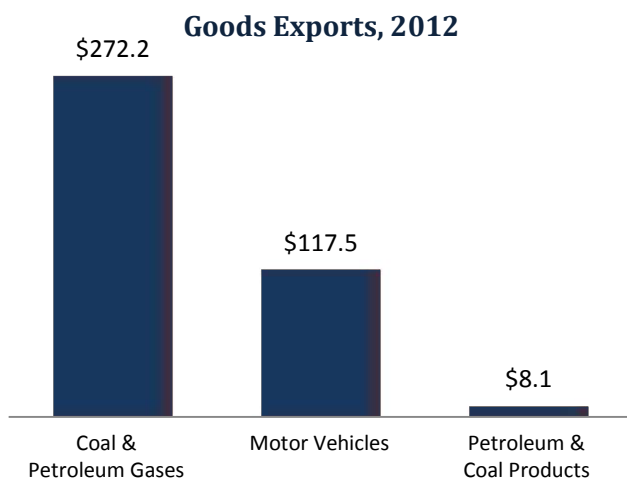
Alabama's 6th District and TTIP

Alabama's 6th District already has a strong trade relationship with the European Union, and a successful conclusion of the **Transatlantic Trade and Investment Partnership (TTIP)** would contribute significantly to the district's future economic growth.

The EU purchased an estimated \$458 million worth of goods (28 percent of goods exports) and \$174 million worth of services (29 percent of services exports) from Alabama's 6th District in 2012.

Successful implementation of TTIP is estimated to increase Alabama's 6th District's exports to the EU by 68.3 percent and could boost net employment by up to 1,605 jobs.

Current District Exports to European Union (\$ million)



Estimated Impacts of Full TTIP Implementation on Key Sectors

Top Sectors by Export Increase

Motor Vehicles	+\$711 million
Metals and Metal Products	+\$61 million
Wood and Paper Products	+\$5 million

Estimated Job Growth in Key Sectors

Business services	+265 jobs
Personal services	+185 jobs
Construction	+130 jobs

BOTTOM LINE: Since 2006, Alabama's 6th District's iron, steel and ferroalloy product exports to the EU have increased by 442 percent. By reducing barriers to trade and investment, TTIP would facilitate future growth, increasing anticipated U.S. metal and metal products exports by a further 88.1 percent.



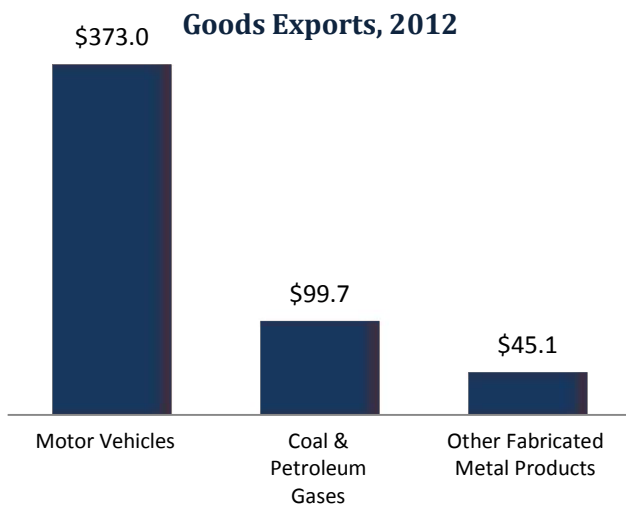
Alabama's 7th District and TTIP

Alabama's 7th District already has a strong trade relationship with the European Union, and a successful conclusion of the **Transatlantic Trade and Investment Partnership (TTIP)** would contribute significantly to the district's future economic growth.

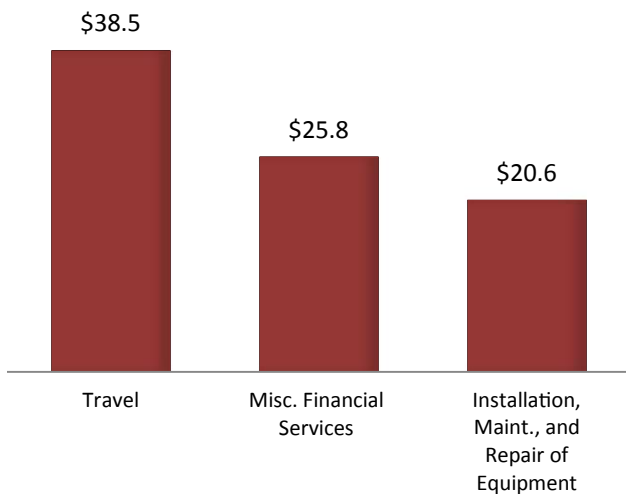
The EU purchased an estimated \$688 million worth of goods (25 percent of goods exports) and \$160 million worth of services (27 percent of services exports) from Alabama's 7th District in 2012.

Successful implementation of TTIP is estimated to increase Alabama's 7th District's exports to the EU by 172.1 percent and could boost net employment by up to 1,365 jobs.

Current District Exports to European Union (\$ million)



Services Exports, 2012



Estimated Impacts of Full TTIP Implementation on Key Sectors

Top Sectors by Export Increase

Motor Vehicles	+\$2.4 billion
Metals and Metal Products	+\$71 million
Wood and Paper Products	+\$35 million

Estimated Job Growth in Key Sectors

Business services	+220 jobs
Personal services	+195 jobs
Construction	+105 jobs

BOTTOM LINE: Since 2006, Alabama's 7th District's fabricated metal products exports to the EU have increased by 40 percent. By reducing barriers to trade and investment, TTIP would facilitate future growth, increasing anticipated U.S. metal and metal product exports by a further 88.1 percent.



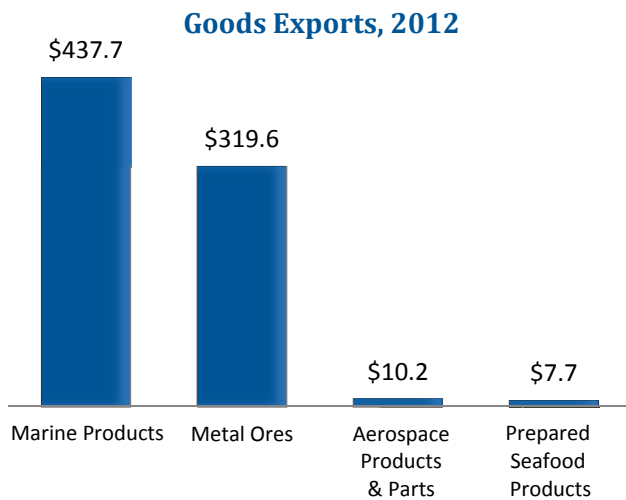
Alaska and TTIP

Alaska's economic relationship with the European Union is already strong, and a successful conclusion of the **Transatlantic Trade and Investment Partnership (TTIP)** would contribute significantly to the state's future economic growth.

The EU purchased Alaska goods worth \$795 million (17 percent of goods exports) in 2012 and services worth \$401 million (30 percent of services exports) in 2011.

Successful implementation of TTIP is estimated to increase Alaska exports to the EU by 9.3 percent and could boost net employment by up to 1,770 jobs.

Alaska: Current Exports to European Union (\$ million)



Estimated Impacts of Full TTIP Implementation on Key Alaska Sectors

Top Sectors by Export Increase

Ag., Forestry, Fisheries	+\$95 million
Motor Vehicles	+\$10 million
Processed Foods	+\$8 million
Other Transportation Equipment	+\$6 million

Estimated Job Growth in Key Sectors

Other Services	+1,003 jobs
Business Services	+198 jobs
Air Transportation Services	+47 jobs
Mining	+39 jobs

BOTTOM LINE: By reducing barriers to transatlantic trade and investment, TTIP would facilitate future growth and create over 740,000 jobs across the United States.



Arizona's 1st District and TTIP

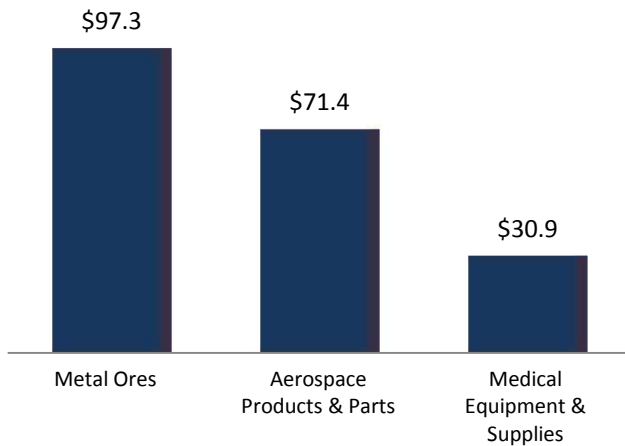
Arizona's 1st District already has a strong trade relationship with the European Union, and a successful conclusion of the **Transatlantic Trade and Investment Partnership (TTIP)** would contribute significantly to the district's future economic growth.

The EU purchased an estimated \$309 million worth of goods (13 percent of goods exports) and \$138 million worth of services (26 percent of services exports) from Arizona's 1st District in 2012.

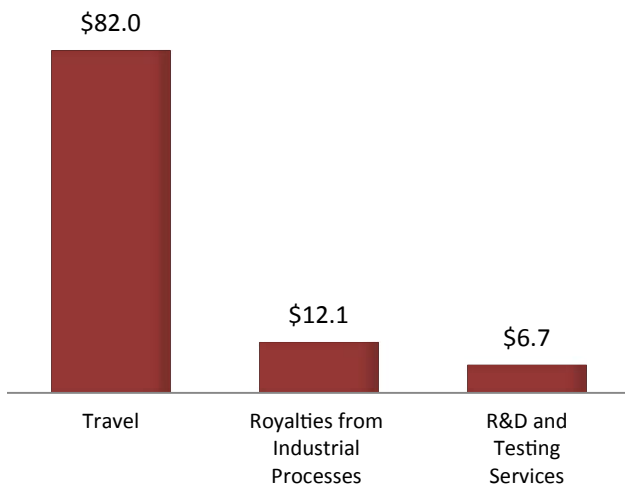
Successful implementation of TTIP is estimated to increase Arizona's 1st District's exports to the EU by 23.5 percent and could boost net employment by up to 1,135 jobs.

Current District Exports to European Union (\$ million)

Goods Exports, 2012



Services Exports, 2012



Estimated Impacts of Full TTIP Implementation on Key Sectors

Top Sectors by Export Increase

Motor Vehicles	+\$48 million
Other Transport Equipment	+\$31 million
Metals and Metal Products	+\$20 million

Estimated Job Growth in Key Sectors

Personal services	+255 jobs
Business services	+100 jobs
Construction	+100 jobs

BOTTOM LINE: Since 2006, Arizona's 1st District's medical equipment exports to the EU have increased by 91 percent. By reducing barriers to trade and investment, TTIP would facilitate future growth, increasing anticipated U.S. electrical equipment exports by a further 44.1 percent.



Arizona's 2nd District and TTIP

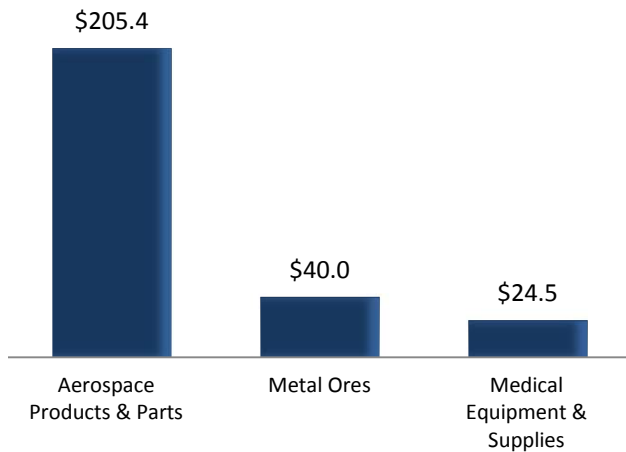
Arizona's 2nd District already has a strong trade relationship with the European Union, and a successful conclusion of the **Transatlantic Trade and Investment Partnership (TTIP)** would contribute significantly to the District's future economic growth.

The EU purchased an estimated \$371 million worth of goods (21 percent of goods exports) and \$232 million worth of services (30 percent of services exports) from Arizona's 2nd District in 2012.

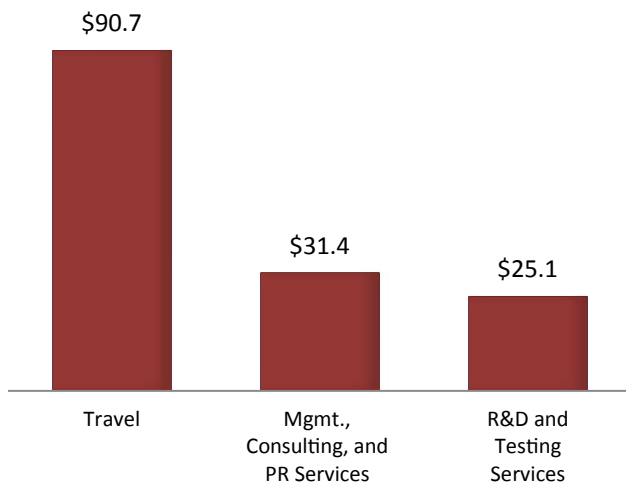
Successful implementation of TTIP is estimated to increase Arizona's 2nd District's exports to the EU by 20.2 percent and could boost net employment by up to 1,765 jobs.

2012 District Exports to European Union (\$ million)

Goods Exports



Services Exports



Estimated Impacts of Full TTIP Implementation on Key District Sectors

Top Sectors by Export Increase

Other Transport Equipment	+\$88 million
Metals and Metal Products	+\$19 million
Electrical Machinery	+\$11 million

Estimated Job Growth in Key Sectors

Business services	+285 jobs
Personal services	+275 jobs
Construction	+160 jobs

BOTTOM LINE: Since 2006, the 2nd District's aerospace exports to the EU have increased by 31 percent. By reducing barriers to trade and investment, TTIP would facilitate future growth, increasing anticipated transportation equipment exports by a further 28 percent.



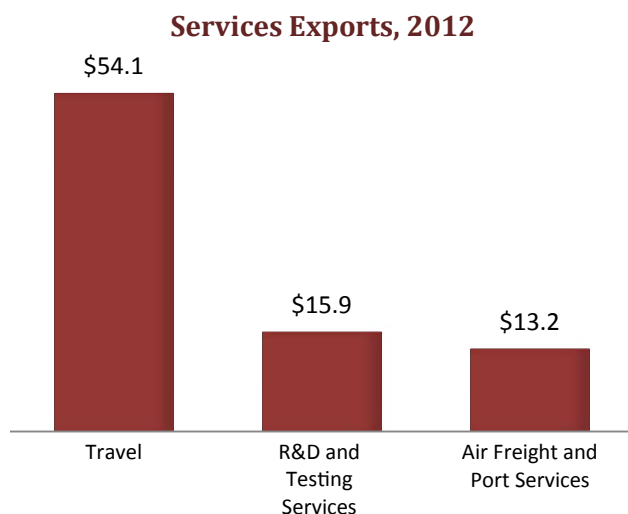
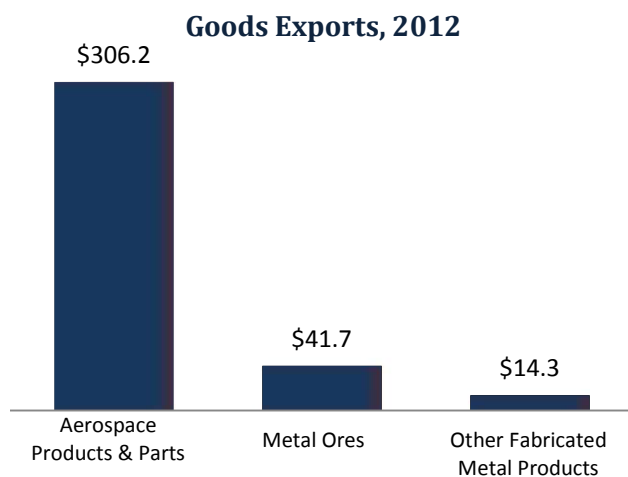
Arizona's 3rd District and TTIP

Arizona's 3rd District already has a strong trade relationship with the European Union, and a successful conclusion of the **Transatlantic Trade and Investment Partnership (TTIP)** would contribute significantly to the district's future economic growth.

The EU purchased an estimated \$466 million worth of goods (23 percent of goods exports) and \$165 million worth of services (26 percent of services exports) from Arizona's 3rd District in 2012.

Successful implementation of TTIP is estimated to increase Arizona's 3rd District's exports to the EU by 24.2 percent and could boost net employment by up to 1,085 jobs.

Current District Exports to European Union (\$ million)



Estimated Impacts of Full TTIP Implementation on Key Sectors

Top Sectors by Export Increase

Other Transport Equipment	+\$131 million
Metals and Metal Products	+\$21 million
Motor Vehicles	+\$12 million

Estimated Job Growth in Key Sectors

Personal services	+175 jobs
Business services	+150 jobs
Other transport equipment	+75 jobs

BOTTOM LINE: *Since 2006, Arizona's 3rd District's aerospace products exports to the EU have increased by 31 percent. By reducing barriers to trade and investment, TTIP would facilitate future growth, increasing anticipated U.S. transportation equipment exports by a further 27.8 percent.*



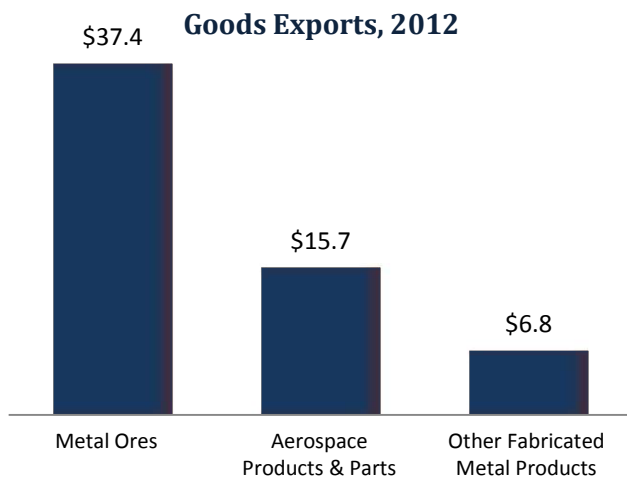
Arizona's 4th District and TTIP

Arizona's 4th District already has a strong trade relationship with the European Union, and a successful conclusion of the **Transatlantic Trade and Investment Partnership (TTIP)** would contribute significantly to the district's future economic growth.

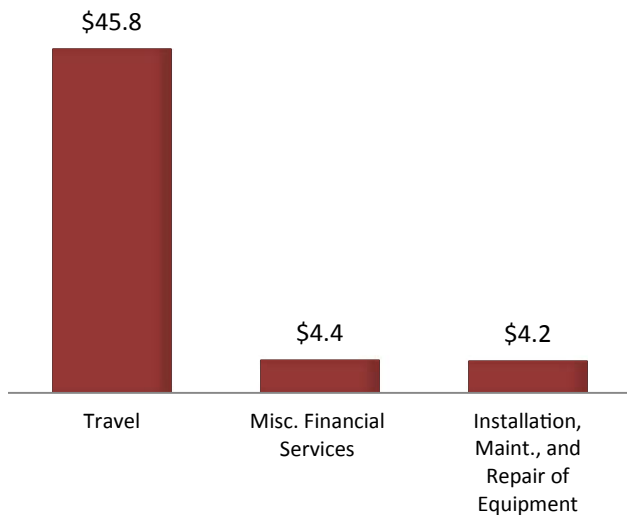
The EU purchased an estimated \$126 million worth of goods (11 percent of goods exports) and \$87 million worth of services (27 percent of services exports) from Arizona's 4th District in 2012.

Successful implementation of TTIP is estimated to increase Arizona's 4th District's exports to the EU by 31.8 percent and could boost net employment by up to 800 jobs.

Current District Exports to European Union (\$ million)



Services Exports, 2012



Estimated Impacts of Full TTIP Implementation on Key Sectors

Top Sectors by Export Increase

Motor Vehicles	+\$43 million
Metals and Metal Products	+\$21 million
Chemicals	+\$10 million

Estimated Job Growth in Key Sectors

Personal services	+155 jobs
Business services	+75 jobs
Construction	+70 jobs

BOTTOM LINE: Since 2006, Arizona's 4th District's medical equipment exports to the EU have increased by 129 percent. By reducing barriers to trade and investment, TTIP would facilitate future growth, increasing anticipated U.S. electrical equipment exports by a further 44.1 percent.



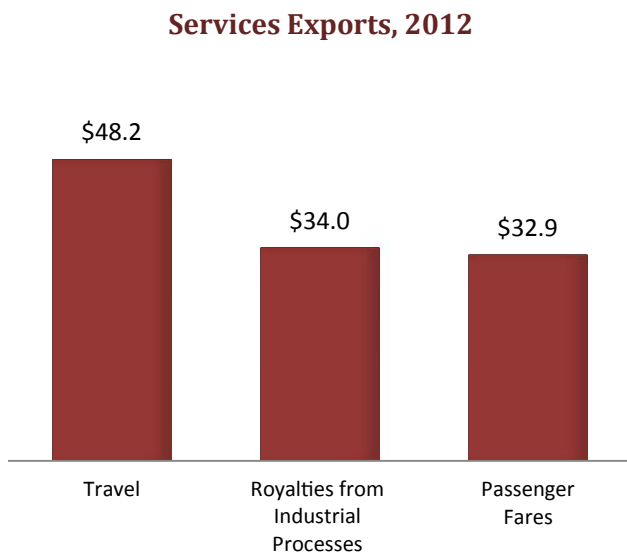
Arizona's 5th District and TTIP

Arizona's 5th District already has a strong trade relationship with the European Union, and a successful conclusion of the **Transatlantic Trade and Investment Partnership (TTIP)** would contribute significantly to the district's future economic growth.

The EU purchased an estimated \$186 million worth of goods (18 percent of goods exports) and \$268 million worth of services (31 percent of services exports) from Arizona's 5th District in 2012.

Successful implementation of TTIP is estimated to increase Arizona's 5th District's exports to the EU by 21.2 percent and could boost net employment by up to 1,285 jobs.

Current District Exports to European Union (\$ million)



Estimated Impacts of Full TTIP Implementation on Key Sectors

Top Sectors by Export Increase

Other Transport Equipment	+\$35 million
Electrical Machinery	+\$17 million
Motor Vehicles	+\$16 million

Estimated Job Growth in Key Sectors

Business services	+225 jobs
Personal services	+170 jobs
Construction	+100 jobs

BOTTOM LINE: Since 2006, Arizona's 5th District's aerospace product exports to the EU have increased by 29 percent. By reducing barriers to trade and investment, TTIP would facilitate future growth, increasing anticipated U.S. transportation equipment exports by a further 27.8 percent.



Arizona's 6th District and TTIP

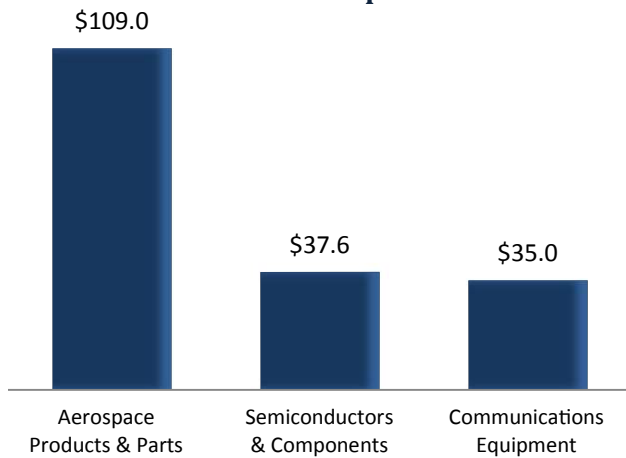
Arizona's 6th District already has a strong trade relationship with the European Union, and a successful conclusion of the **Transatlantic Trade and Investment Partnership (TTIP)** would contribute significantly to the District's future economic growth.

The EU purchased an estimated \$398 million worth of goods (17 percent of goods exports) and \$817 million worth of services (31 percent of services exports) from Arizona's 6th District in 2012.

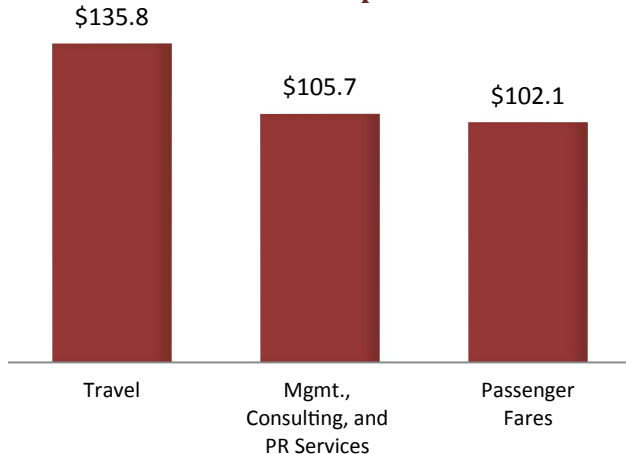
Successful implementation of TTIP is estimated to increase Arizona's 6th District's exports to the EU by 17.9 percent and could boost net employment by up to 3,600 jobs.

2012 District Exports to European Union (\$ million)

Goods Exports



Services Exports



Estimated Impacts of Full TTIP Implementation on Key District Sectors

Top Sectors by Export Increase

Other Transport Equipment	+\$47 million
Electrical Machinery	+\$42 million
Metals and Metal Products	+\$34 million

Estimated Job Growth in Key Sectors

Business services	+655 jobs
Personal services	+465 jobs
Construction	+340 jobs

BOTTOM LINE: Since 2006, the 6th District's communications equipment exports to the EU have increased by 63 percent. By reducing barriers to trade and investment, TTIP would facilitate future growth, increasing anticipated electrical machinery exports by a further 44 percent.



Arizona's 7th District and TTIP

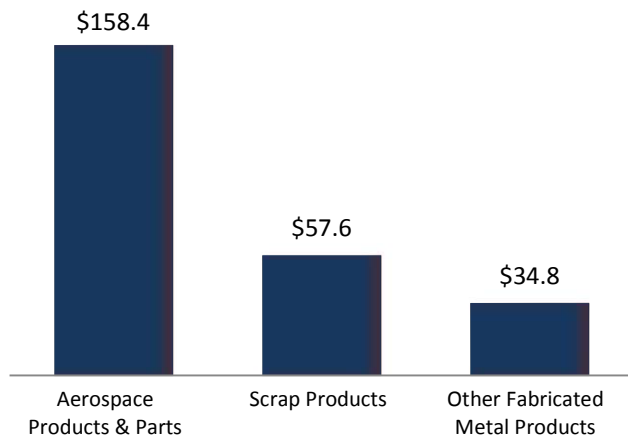
Arizona's 7th District already has a strong trade relationship with the European Union, and a successful conclusion of the **Transatlantic Trade and Investment Partnership (TTIP)** would contribute significantly to the district's future economic growth.

The EU purchased an estimated \$464 million worth of goods (18 percent of goods exports) and \$616 million worth of services (32 percent of services exports) from Arizona's 7th District in 2012.

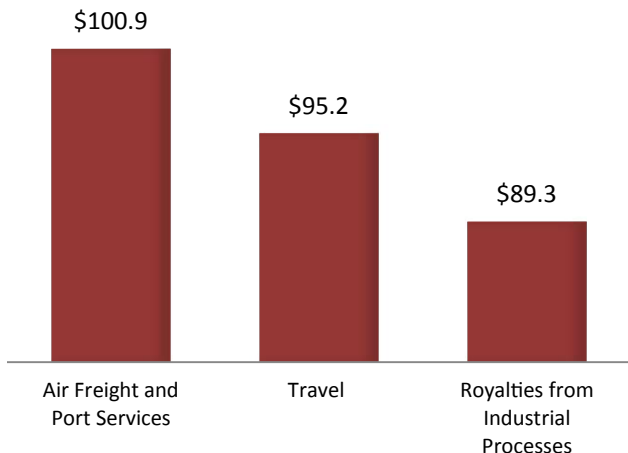
Successful implementation of TTIP is estimated to increase Arizona's 7th District's exports to the EU by 24.4 percent and could boost net employment by up to 2,440 jobs.

Current District Exports to European Union (\$ million)

Goods Exports, 2012



Services Exports, 2012



Estimated Impacts of Full TTIP Implementation on Key Sectors

Top Sectors by Export Increase

Other Transport Equipment	+\$68 million
Metals and Metal Products	+\$51 million
Motor Vehicles	+\$50 million

Estimated Job Growth in Key Sectors

Business services	+400 jobs
Personal services	+330 jobs
Construction	+175 jobs

BOTTOM LINE: Since 2006, Arizona's 7th District's aerospace product exports to the EU have increased by 29 percent. By reducing barriers to trade and investment, TTIP would facilitate future growth, increasing anticipated U.S. transportation equipment exports by a further 27.8 percent.



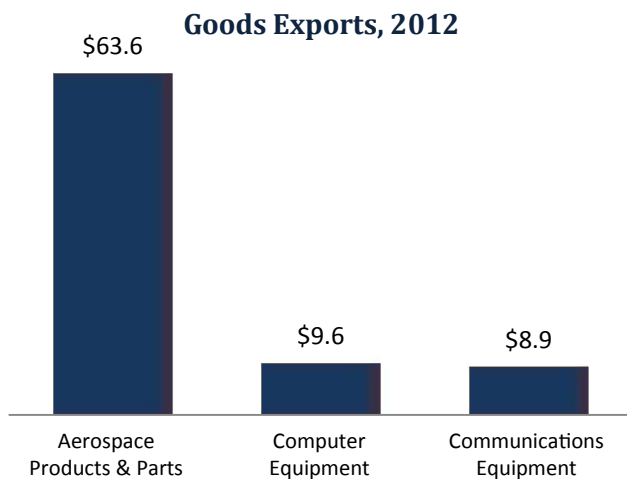
Arizona's 8th District and TTIP

Arizona's 8th District already has a strong trade relationship with the European Union, and a successful conclusion of the **Transatlantic Trade and Investment Partnership (TTIP)** would contribute significantly to the district's future economic growth.

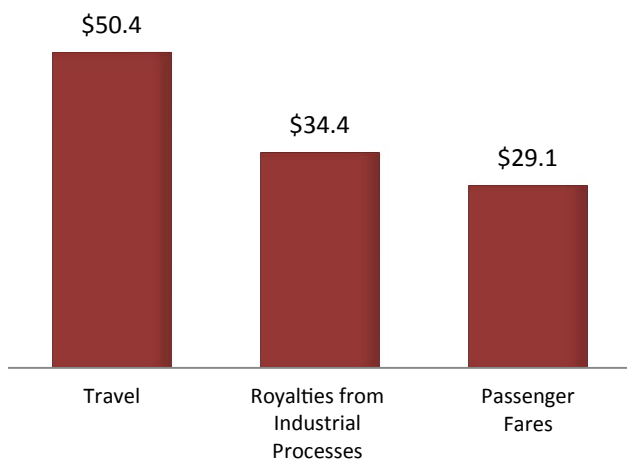
The EU purchased an estimated \$144 million worth of goods (19 percent of goods exports) and \$235 million worth of services (30 percent of services exports) from Arizona's 8th District in 2012.

Successful implementation of TTIP is estimated to increase Arizona's 8th District's exports to the EU by 20.2 percent and could boost net employment by up to 1,160 jobs.

Current District Exports to European Union (\$ million)



Services Exports, 2012



Estimated Impacts of Full TTIP Implementation on Key Sectors

Top Sectors by Export Increase

Other Transport Equipment	+\$27 million
Motor Vehicles	+\$16 million
Metals and Metal Products	+\$11 million

Estimated Job Growth in Key Sectors

Business services	+180 jobs
Personal services	+175 jobs
Construction	+65 jobs

BOTTOM LINE: Since 2006, Arizona's 8th District's aerospace products exports to the EU have increased by 30 percent. By reducing barriers to trade and investment, TTIP would facilitate future growth, increasing anticipated U.S. transportation equipment exports by a further 27.8 percent.



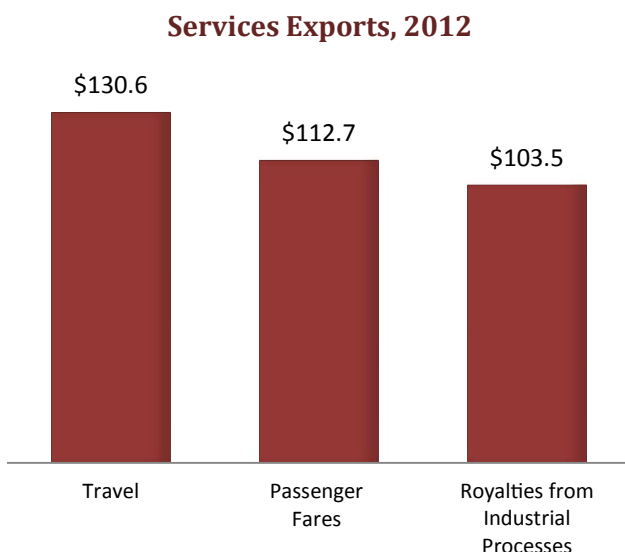
Arizona's 9th District and TTIP

Arizona's 9th District already has a strong trade relationship with the European Union, and a successful conclusion of the **Transatlantic Trade and Investment Partnership (TTIP)** would contribute significantly to the district's future economic growth.

The EU purchased an estimated \$572 million worth of goods (15 percent of goods exports) and \$864 million worth of services (30 percent of services exports) from Arizona's 9th District in 2012.

Successful implementation of TTIP is estimated to increase Arizona's 9th District's exports to the EU by 21.2 percent and could boost net employment by up to 3,535 jobs.

Current District Exports to European Union (\$ million)



Estimated Impacts of Full TTIP Implementation on Key Sectors

Top Sectors by Export Increase

Electrical Machinery	+\$80 million
Other Transport Equipment	+\$73 million
Metals and Metal Products	+\$46 million

Estimated Job Growth in Key Sectors

Business services	+635 jobs
Personal services	+465 jobs
Construction	+335 jobs

BOTTOM LINE: Since 2006, Arizona's 9th District's communications equipment exports to the EU have increased by 63 percent. By reducing barriers to trade and investment, TTIP would facilitate future growth, increasing anticipated U.S. electrical equipment exports by a further 44.1 percent.



Arkansas' 1st District and TTIP

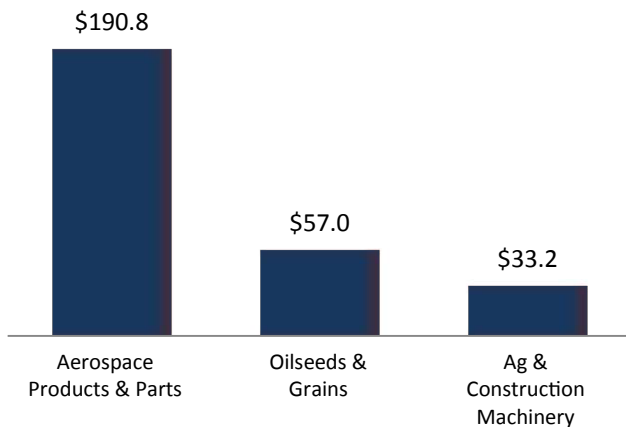
Arkansas' 1st District already has a strong trade relationship with the European Union, and a successful conclusion of the **Transatlantic Trade and Investment Partnership (TTIP)** would contribute significantly to the district's future economic growth.

The EU purchased an estimated \$419 million worth of goods (12 percent of goods exports) and \$83 million worth of services (26 percent of services exports) from Arkansas' 1st District in 2012.

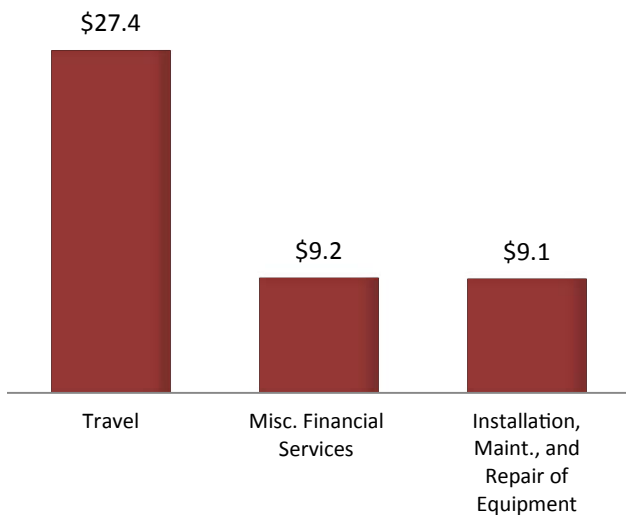
Successful implementation of TTIP is estimated to increase Arkansas' 1st District's exports to the EU by 33.6 percent and could boost net employment by up to 1,145 jobs.

Current District Exports to European Union (\$ million)

Goods Exports, 2012



Services Exports, 2012



Estimated Impacts of Full TTIP Implementation on Key Sectors

Top Sectors by Export Increase

Other Transport Equipment	+\$86 million
Metals and Metal Products	+\$65 million
Motor Vehicles	+\$40 million

Estimated Job Growth in Key Sectors

Business services	+135 jobs
Personal services	+130 jobs
Other machinery	+70 jobs

BOTTOM LINE: Since 2006, Arkansas' 1st District's ag and construction machinery exports to the EU have increased by 96 percent. By reducing barriers to trade and investment, TTIP would facilitate future growth, increasing anticipated U.S. machinery exports by a further 16.7 percent.



Arkansas' 2nd District and TTIP

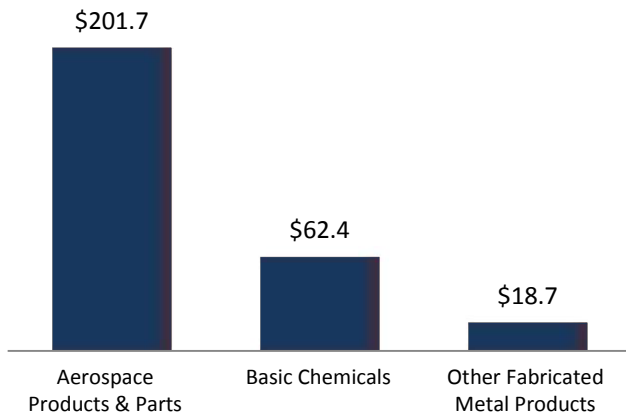
Arkansas' 2nd District already has a strong trade relationship with the European Union, and a successful conclusion of the **Transatlantic Trade and Investment Partnership (TTIP)** would contribute significantly to the district's future economic growth.

The EU purchased an estimated \$340 million worth of goods (24 percent of goods exports) and \$182 million worth of services (26 percent of services exports) from Arkansas' 2nd District in 2012.

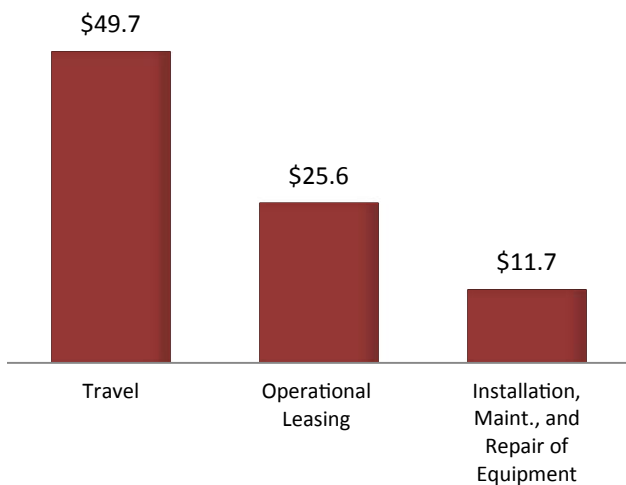
Successful implementation of TTIP is estimated to increase Arkansas' 2nd District's exports to the EU by 22.5 percent and could boost net employment by up to 2,130 jobs.

Current District Exports to European Union (\$ million)

Goods Exports, 2012



Services Exports, 2012



Estimated Impacts of Full TTIP Implementation on Key Sectors

Top Sectors by Export Increase

Other Transport Equipment	+\$92 million
Chemicals	+\$60 million
Metals and Metal Products	+\$14 million

Estimated Job Growth in Key Sectors

Business services	+390 jobs
Personal services	+225 jobs
Construction	+115 jobs

BOTTOM LINE: Since 2006, Arkansas' 2nd District's chemicals exports to the EU have increased by 110 percent. By reducing barriers to trade and investment, TTIP would facilitate future growth, increasing anticipated U.S. chemicals exports by a further 34.2 percent.



Arkansas' 3rd District and TTIP

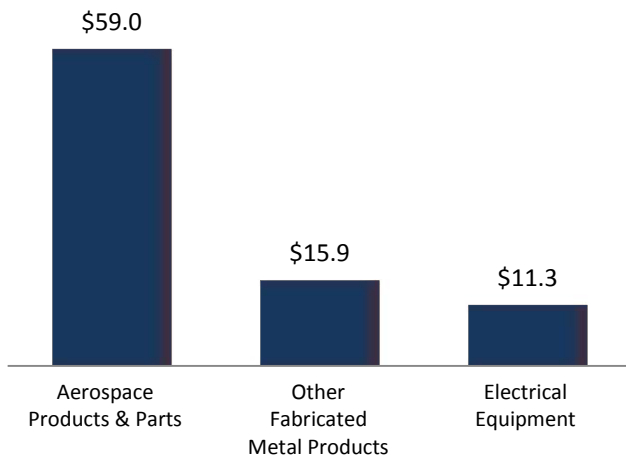
Arkansas' 3rd District already has a strong trade relationship with the European Union, and a successful conclusion of the **Transatlantic Trade and Investment Partnership (TTIP)** would contribute significantly to the district's future economic growth.

The EU purchased an estimated \$170 million worth of goods (12 percent of goods exports) and \$135 million worth of services (26 percent of services exports) from Arkansas' 3rd District in 2012.

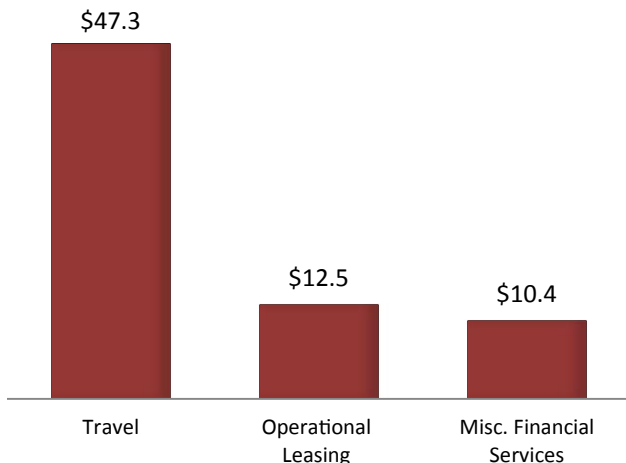
Successful implementation of TTIP is estimated to increase Arkansas' 3rd District's exports to the EU by 18.1 percent and could boost net employment by up to 1,745 jobs.

Current District Exports to European Union (\$ million)

Goods Exports, 2012



Services Exports, 2012



Estimated Impacts of Full TTIP Implementation on Key Sectors

Top Sectors by Export Increase

Other Transport Equipment	+\$26 million
Metals and Metal Products	+\$20 million
Chemicals	+\$18 million

Estimated Job Growth in Key Sectors

Business services	+255 jobs
Personal services	+210 jobs
Construction	+90 jobs

BOTTOM LINE: Since 2006, Arkansas' 3rd District's electrical equipment exports to the EU have increased by 158 percent. By reducing barriers to trade and investment, TTIP would facilitate future growth, increasing anticipated U.S. electrical machinery exports by a further 44.1 percent.



Arkansas' 4th District and TTIP

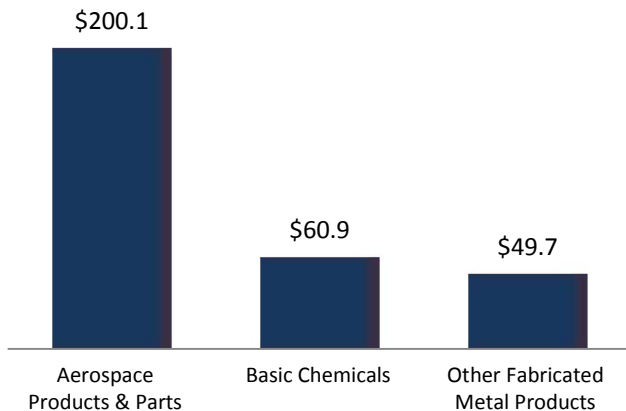
Arkansas' 4th District already has a strong trade relationship with the European Union, and a successful conclusion of the **Transatlantic Trade and Investment Partnership (TTIP)** would contribute significantly to the district's future economic growth.

The EU purchased an estimated \$432 million worth of goods (17 percent of goods exports) and \$80 million worth of services (28 percent of services exports) from Arkansas' 4th District in 2012.

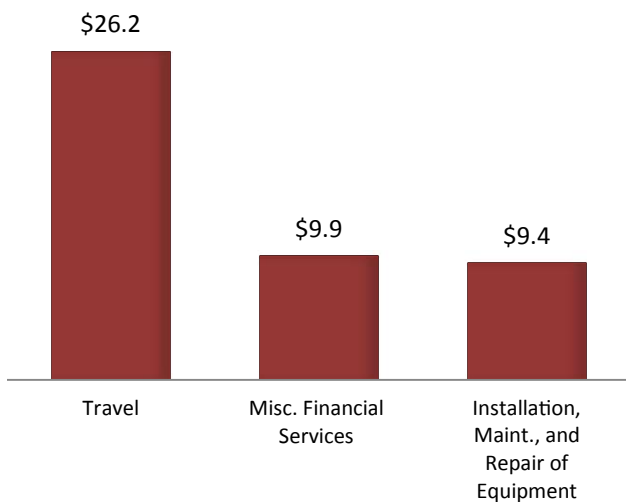
Successful implementation of TTIP is estimated to increase Arkansas' 4th District's exports to the EU by 30.9 percent and could boost net employment by up to 1,185 jobs.

Current District Exports to European Union (\$ million)

Goods Exports, 2012



Services Exports, 2012



Estimated Impacts of Full TTIP Implementation on Key Sectors

Top Sectors by Export Increase

Other Transport Equipment	+\$87 million
Chemicals	+\$73 million
Metals and Metal Products	+\$46 million

Estimated Job Growth in Key Sectors

Personal services	+135 jobs
Business services	+120 jobs
Construction	+75 jobs

BOTTOM LINE: Since 2006, Arkansas' 4th District's chemicals exports to the EU have increased by 130 percent. By reducing barriers to trade and investment, TTIP would facilitate future growth, increasing anticipated U.S. chemicals exports by a further 34.2 percent.



California's 1st District and TTIP

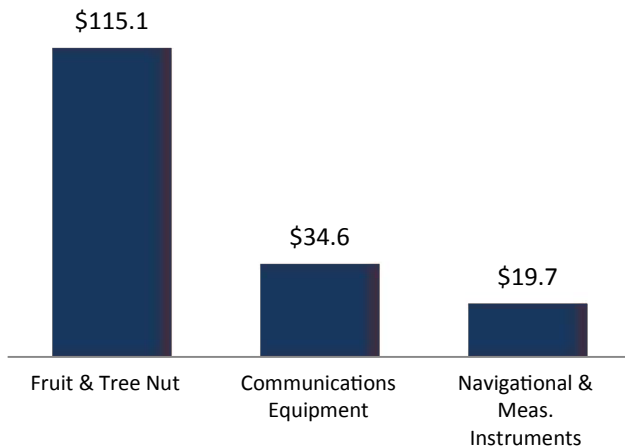
California's 1st District already has a strong trade relationship with the European Union, and a successful conclusion of the **Transatlantic Trade and Investment Partnership (TTIP)** would contribute significantly to the district's future economic growth.

The EU purchased an estimated \$303 million worth of goods (14 percent of goods exports) and \$193 million worth of services (29 percent of services exports) from California's 1st District in 2012.

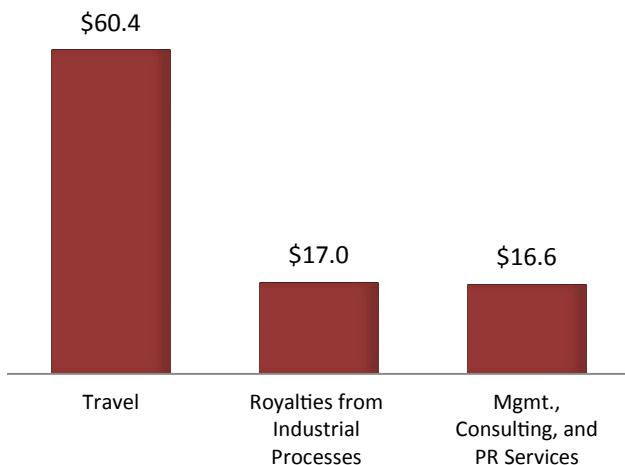
Successful implementation of TTIP is estimated to increase California's 1st District's exports to the EU by 21.5 percent and could boost net employment by up to 955 jobs.

Current District Exports to European Union (\$ million)

Goods Exports, 2012



Services Exports, 2012



Estimated Impacts of Full TTIP Implementation on Key Sectors

Top Sectors by Export Increase

Agr Forestry Fisheries	+\$33 million
Electrical Machinery	+\$17 million
Other Machinery	+\$13 million

Estimated Job Growth in Key Sectors

Personal services	+150 jobs
Business services	+135 jobs
Construction	+90 jobs

BOTTOM LINE: Since 2006, California's 1st District's communications equipment exports to the EU have increased by 63 percent. By reducing barriers to trade and investment, TTIP would facilitate future growth, increasing anticipated U.S. electrical machinery exports by a further 44.1 percent.



California's 2nd District and TTIP

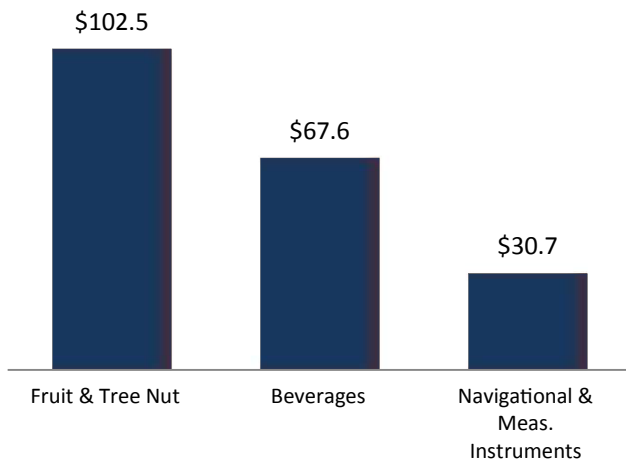
California's 2nd District already has a strong trade relationship with the European Union, and a successful conclusion of the **Transatlantic Trade and Investment Partnership (TTIP)** would contribute significantly to the district's future economic growth.

The EU purchased an estimated \$367 million worth of goods (16 percent of goods exports) and \$434 million worth of services (33 percent of services exports) from California's 2nd District in 2012.

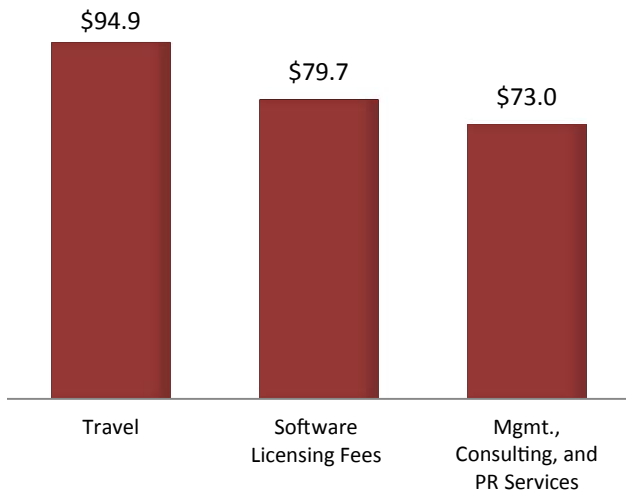
Successful implementation of TTIP is estimated to increase California's 2nd District's exports to the EU by 20.6 percent and could boost net employment by up to 1,280 jobs.

Current District Exports to European Union (\$ million)

Goods Exports, 2012



Services Exports, 2012



Estimated Impacts of Full TTIP Implementation on Key Sectors

Top Sectors by Export Increase

Processed Foods	+\$36 million
Agr Forestry Fisheries	+\$26 million
Electrical Machinery	+\$16 million

Estimated Job Growth in Key Sectors

Business services	+235 jobs
Personal services	+205 jobs
Construction	+120 jobs

BOTTOM LINE: Since 2006, California's 2nd District's communications equipment exports to the EU have increased by 74 percent. By reducing barriers to trade and investment, TTIP would facilitate future growth, increasing anticipated U.S. electrical machinery exports by a further 44.1 percent.



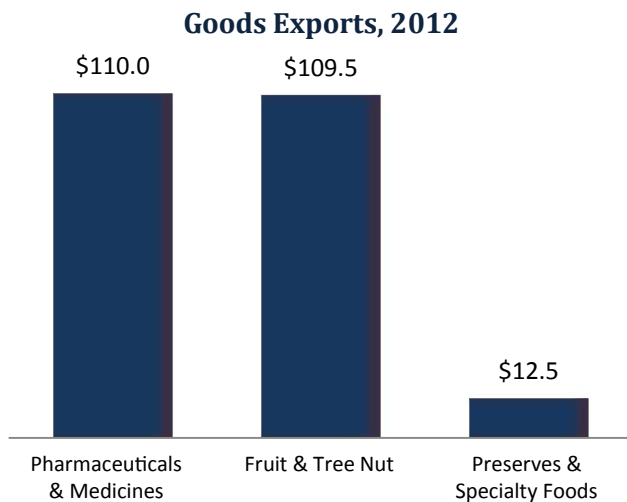
California's 3rd District and TTIP

California's 3rd District already has a strong trade relationship with the European Union, and a successful conclusion of the **Transatlantic Trade and Investment Partnership (TTIP)** would contribute significantly to the district's future economic growth.

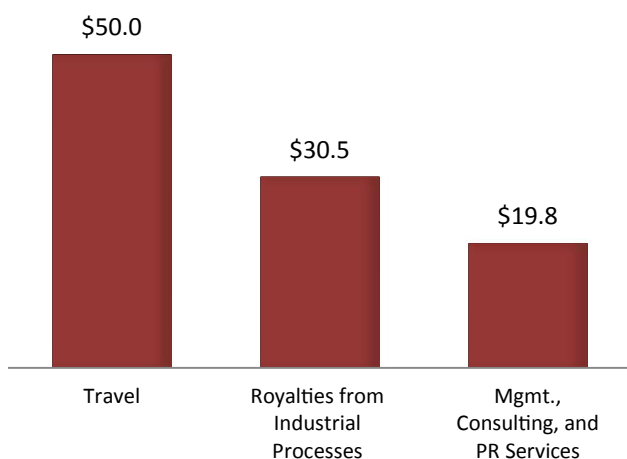
The EU purchased an estimated \$360 million worth of goods (15 percent of goods exports) and \$211 million worth of services (27 percent of services exports) from California's 3rd District in 2012.

Successful implementation of TTIP is estimated to increase California's 3rd District's exports to the EU by 31.1 percent and could boost net employment by up to 885 jobs.

Current District Exports to European Union (\$ million)



Services Exports, 2012



Estimated Impacts of Full TTIP Implementation on Key Sectors

Top Sectors by Export Increase

Chemicals	+\$69 million
Motor Vehicles	+\$45 million
Processed Foods	+\$40 million

Estimated Job Growth in Key Sectors

Personal services	+135 jobs
Business services	+120 jobs
Construction	+90 jobs

BOTTOM LINE: Since 2006, California's 3rd District's pharmaceutical exports to the EU have increased by 69 percent. By reducing barriers to trade and investment, TTIP would facilitate future growth, increasing anticipated U.S. chemicals exports by a further 34.2 percent.



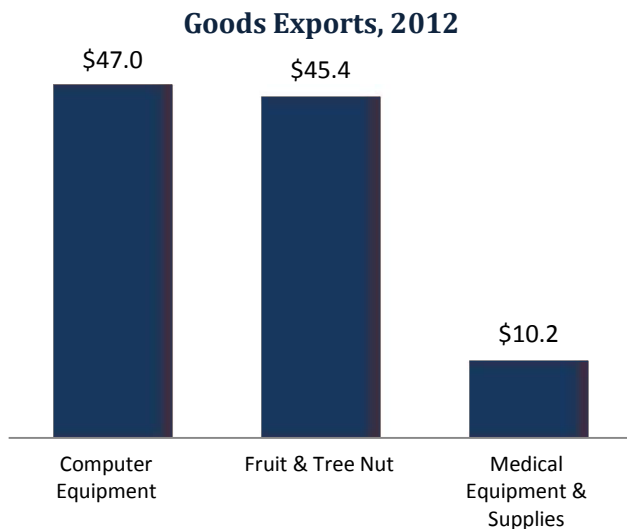
California's 4th District and TTIP

California's 4th District already has a strong trade relationship with the European Union, and a successful conclusion of the **Transatlantic Trade and Investment Partnership (TTIP)** would contribute significantly to the district's future economic growth.

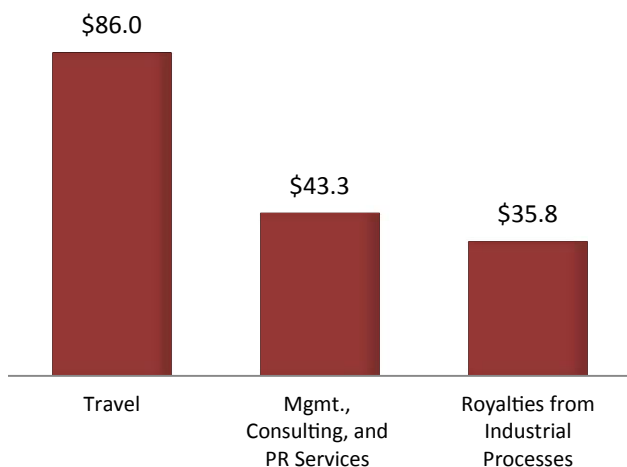
The EU purchased an estimated \$181 million worth of goods (13 percent of goods exports) and \$311 million worth of services (31 percent of services exports) from California's 4th District in 2012.

Successful implementation of TTIP is estimated to increase California's 4th District's exports to the EU by 20.4 percent and could boost net employment by up to 1,130 jobs.

Current District Exports to European Union (\$ million)



Services Exports, 2012



Estimated Impacts of Full TTIP Implementation on Key Sectors

Top Sectors by Export Increase

Electrical Machinery	+\$22 million
Motor Vehicles	+\$16 million
Chemicals	+\$12 million

Estimated Job Growth in Key Sectors

Personal services	+200 jobs
Business services	+170 jobs
Construction	+125 jobs

BOTTOM LINE: Since 2006, California's 4th District's medical equipment and supplies exports to the EU have increased by 55 percent. By reducing barriers to trade and investment, TTIP would facilitate future growth, increasing anticipated U.S. electrical equipment exports by a further 44.1 percent.



California's 5th District and TTIP

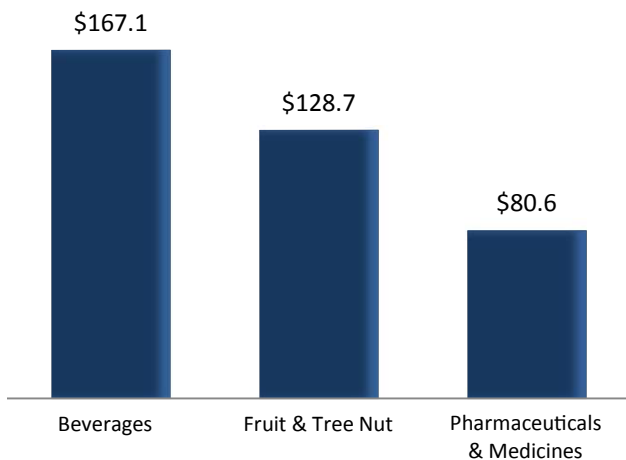
California's 5th District already has a strong trade relationship with the European Union, and a successful conclusion of the **Transatlantic Trade and Investment Partnership (TTIP)** would contribute significantly to the District's future economic growth.

The EU purchased an estimated \$634 million worth of goods (18 percent of goods exports) and \$236 million worth of services (29 percent of services exports) from California's 5th District in 2012.

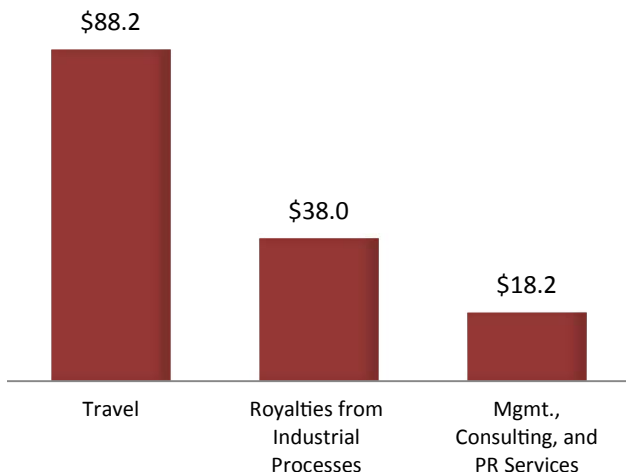
Successful implementation of TTIP is estimated to increase California's 5th District's exports to the EU by 28.1 percent and could boost net employment by up to 1,205 jobs.

2012 District Exports to European Union (\$ million)

Goods Exports



Services Exports



Estimated Impacts of Full TTIP Implementation on Key District Sectors

Top Sectors by Export Increase

Processed Foods	+\$67 million
Chemicals	+\$62 million
Other Manufactures	+\$26 million

Estimated Job Growth in Key Sectors

Personal services	+205 jobs
Business services	+200 jobs
Construction	+120 jobs

BOTTOM LINE: Since 2006, the 5th District's fruit and tree nut exports to the EU have increased by 37 percent. By reducing barriers to trade and investment, TTIP would facilitate future growth, increasing anticipated agricultural exports by a further 22 percent.



California's 6th District and TTIP

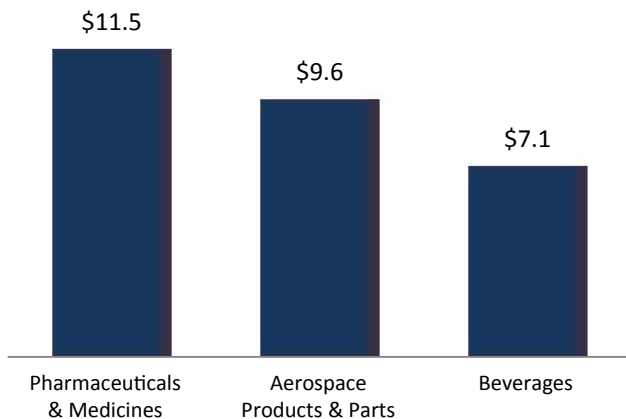
California's 6th District already has a strong trade relationship with the European Union, and a successful conclusion of the **Transatlantic Trade and Investment Partnership (TTIP)** would contribute significantly to the district's future economic growth.

The EU purchased an estimated \$68 million worth of goods (13 percent of goods exports) and \$390 million worth of services (32 percent of services exports) from California's 6th District in 2012.

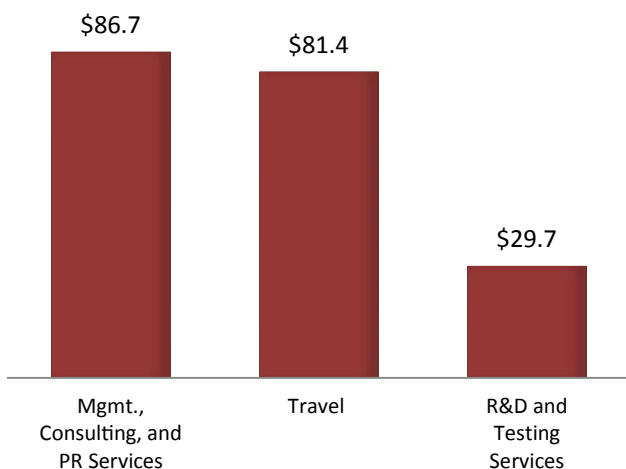
Successful implementation of TTIP is estimated to increase California's 6th District's exports to the EU by 16.7 percent and could boost net employment by up to 1,345 jobs.

Current District Exports to European Union (\$ million)

Goods Exports, 2012



Services Exports, 2012



Estimated Impacts of Full TTIP Implementation on Key Sectors

Top Sectors by Export Increase

Motor Vehicles	+\$21 million
Chemicals	+\$12 million
Processed Foods	+\$11 million

Estimated Job Growth in Key Sectors

Business services	+275 jobs
Personal services	+180 jobs
Construction	+120 jobs

BOTTOM LINE: Since 2006, California's 6th District's aerospace products exports to the EU have increased by 319 percent. By reducing barriers to trade and investment, TTIP would facilitate future growth, increasing anticipated U.S. transportation equipment exports by a further 27.8 percent.



California's 7th District and TTIP

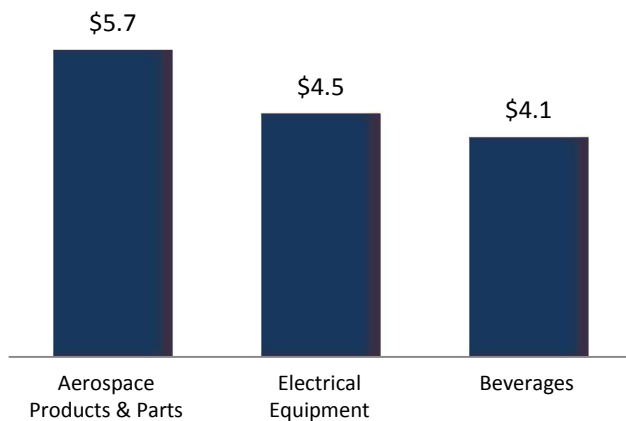
California's 7th District already has a strong trade relationship with the European Union, and a successful conclusion of the **Transatlantic Trade and Investment Partnership (TTIP)** would contribute significantly to the district's future economic growth.

The EU purchased an estimated \$41 million worth of goods (12 percent of goods exports) and \$348 million worth of services (32 percent of services exports) from California's 7th District in 2012.

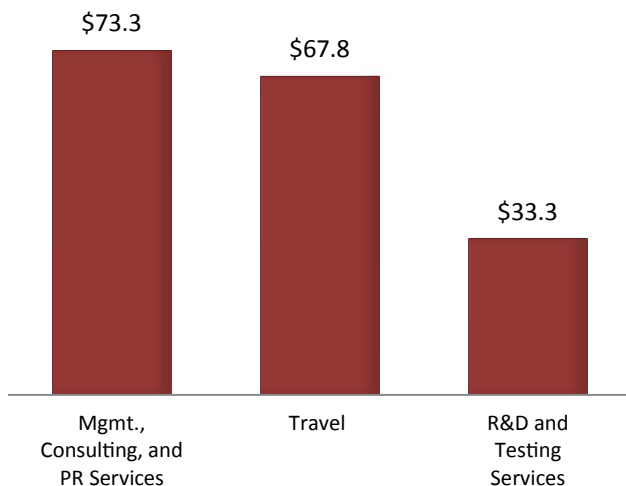
Successful implementation of TTIP is estimated to increase California's 7th District's exports to the EU by 12.6 percent and could boost net employment by up to 1,255 jobs.

Current District Exports to European Union (\$ million)

Goods Exports, 2012



Services Exports, 2012



Estimated Impacts of Full TTIP Implementation on Key Sectors

Top Sectors by Export Increase

Motor Vehicles	+\$9 million
Business Services	+\$8 million
Chemicals	+\$7 million

Estimated Job Growth in Key Sectors

Business services	+275 jobs
Personal services	+150 jobs
Construction	+110 jobs

BOTTOM LINE: Since 2006, California's 7th District's aerospace products exports to the EU have increased by 338 percent. By reducing barriers to trade and investment, TTIP would facilitate future growth, increasing anticipated U.S. transportation equipment exports by a further 27.8 percent.



California's 8th District and TTIP

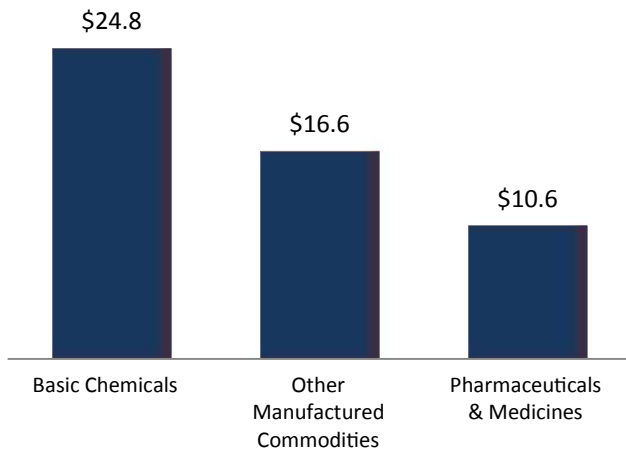
California's 8th District already has a strong trade relationship with the European Union, and a successful conclusion of the **Transatlantic Trade and Investment Partnership (TTIP)** would contribute significantly to the district's future economic growth.

The EU purchased an estimated \$143 million worth of goods (13 percent of goods exports) and \$148 million worth of services (29 percent of services exports) from California's 8th District in 2012.

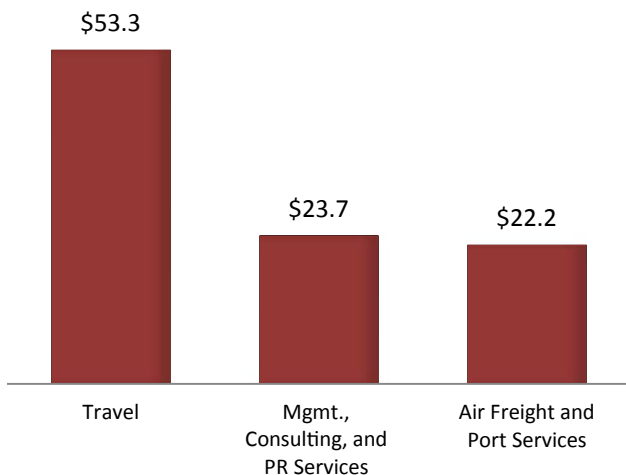
Successful implementation of TTIP is estimated to increase California's 8th District's exports to the EU by 35.2 percent and could boost net employment by up to 825 jobs.

Current District Exports to European Union (\$ million)

Goods Exports, 2012



Services Exports, 2012



Estimated Impacts of Full TTIP Implementation on Key Sectors

Top Sectors by Export Increase

Chemicals	+\$57 million
Motor Vehicles	+\$49 million
Metals and Metal Products	+\$26 million

Estimated Job Growth in Key Sectors

Business services	+140 jobs
Personal services	+130 jobs
Construction	+60 jobs

BOTTOM LINE: Since 2006, California's 8th District's chemicals exports to the EU have increased by 43 percent. By reducing barriers to trade and investment, TTIP would facilitate future growth, increasing anticipated U.S. chemicals exports by a further 34.2 percent.



California's 9th District and TTIP

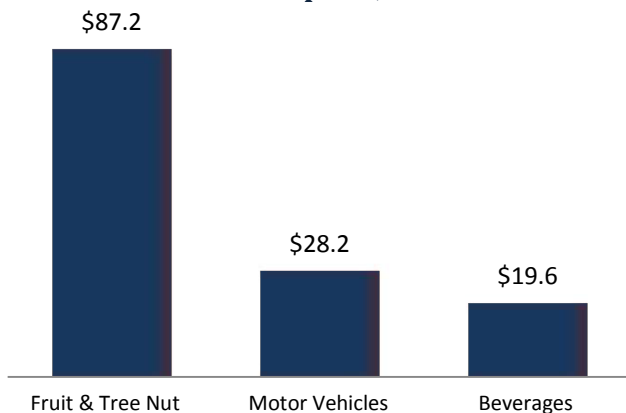
California's 9th District already has a strong trade relationship with the European Union, and a successful conclusion of the **Transatlantic Trade and Investment Partnership (TTIP)** would contribute significantly to the district's future economic growth.

The EU purchased an estimated \$254 million worth of goods (10 percent of goods exports) and \$110 million worth of services (28 percent of services exports) from California's 9th District in 2012.

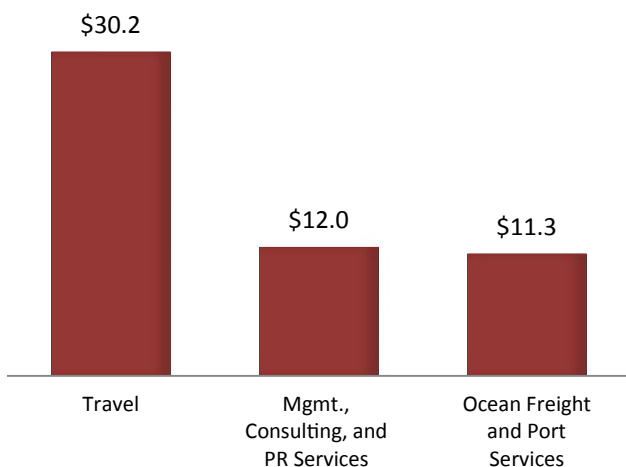
Successful implementation of TTIP is estimated to increase California's 9th District's exports to the EU by 59.2 percent and could boost net employment by up to 785 jobs.

Current District Exports to European Union (\$ million)

Goods Exports, 2012



Services Exports, 2012



Estimated Impacts of Full TTIP Implementation on Key Sectors

Top Sectors by Export Increase

Motor Vehicles	+\$205 million
Processed Foods	+\$52 million
Chemicals	+\$28 million

Estimated Job Growth in Key Sectors

Business services	+120 jobs
Personal services	+105 jobs
Construction	+70 jobs

BOTTOM LINE: Since 2006, California's 9th District's motor vehicles exports to the EU have increased by 28 percent. By reducing barriers to trade and investment, TTIP would facilitate future growth, increasing anticipated U.S. motor vehicle exports by a further 346.8 percent.



California's 10th District and TTIP

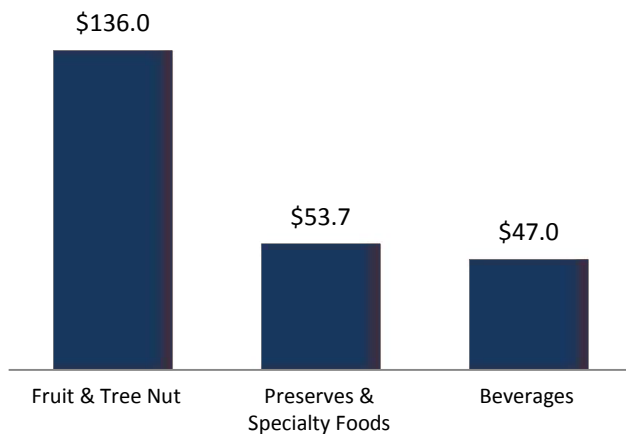
California's 10th District already has a strong trade relationship with the European Union, and a successful conclusion of the **Transatlantic Trade and Investment Partnership (TTIP)** would contribute significantly to the district's future economic growth.

The EU purchased an estimated \$382 million worth of goods (11 percent of goods exports) and \$108 million worth of services (27 percent of services exports) from California's 10th District in 2012.

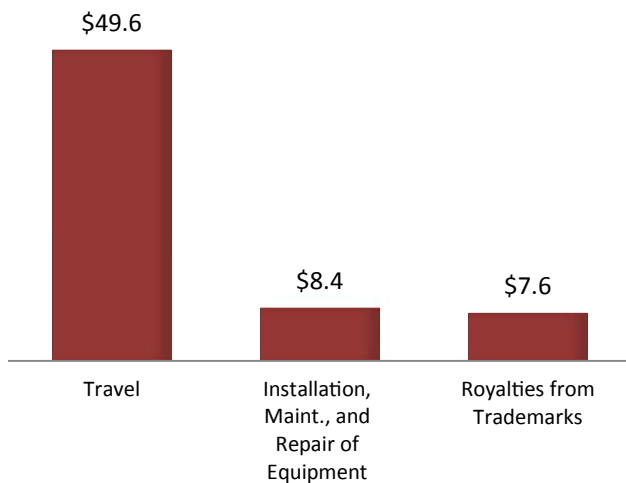
Successful implementation of TTIP is estimated to increase California's 10th District's exports to the EU by 56.9 percent and could boost net employment by up to 825 jobs.

Current District Exports to European Union (\$ million)

Goods Exports, 2012



Services Exports, 2012



Estimated Impacts of Full TTIP Implementation on Key Sectors

Top Sectors by Export Increase

Motor Vehicles	+\$175 million
Processed Foods	+\$122 million
Agr Forestry Fisheries	+\$31 million

Estimated Job Growth in Key Sectors

Personal services	+130 jobs
Business services	+115 jobs
Construction	+75 jobs

BOTTOM LINE: Since 2006, California's 10th District's preserves and specialty food products exports to the EU have increased by 87 percent. By reducing barriers to trade and investment, TTIP would facilitate future growth, increasing anticipated U.S. processed food products exports by a further 74.8 percent.



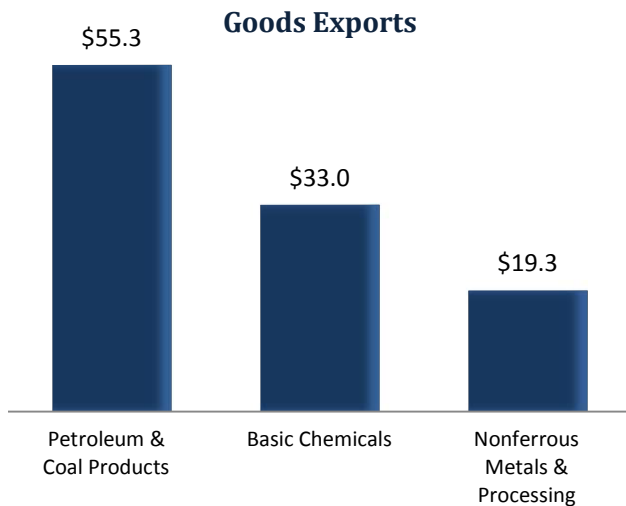
California's 11th District and TTIP

California's 11th District already has a strong trade relationship with the European Union, and a successful conclusion of the **Transatlantic Trade and Investment Partnership (TTIP)** would contribute significantly to the District's future economic growth.

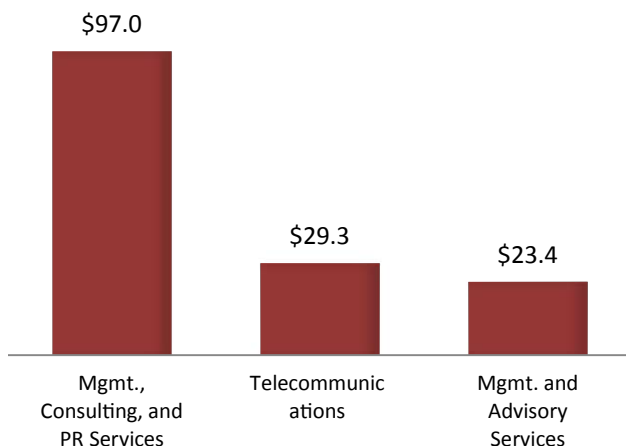
The EU purchased an estimated \$174 million worth of goods (7 percent of goods exports) and \$299 million worth of services (32 percent of services exports) from California's 11th District in 2012.

Successful implementation of TTIP is estimated to increase California's 11th District's exports to the EU by 25.9 percent and could boost net employment by up to 1,365 jobs.

2012 District Exports to European Union (\$ million)



Services Exports



Estimated Impacts of Full TTIP Implementation on Key District Sectors

Top Sectors by Export Increase

Motor Vehicles	+\$93 million
Other Manufactures	+\$60 million
Chemicals	+\$45 million

Estimated Job Growth in Key Sectors

Business services	+260 jobs
Personal services	+160 jobs
Construction	+130 jobs

BOTTOM LINE: Since 2006, the 11th District's nonferrous metal exports to the EU have increased by 127 percent. By reducing barriers to trade and investment, TTIP would facilitate future growth, increasing anticipated metal exports by a further 88 percent.



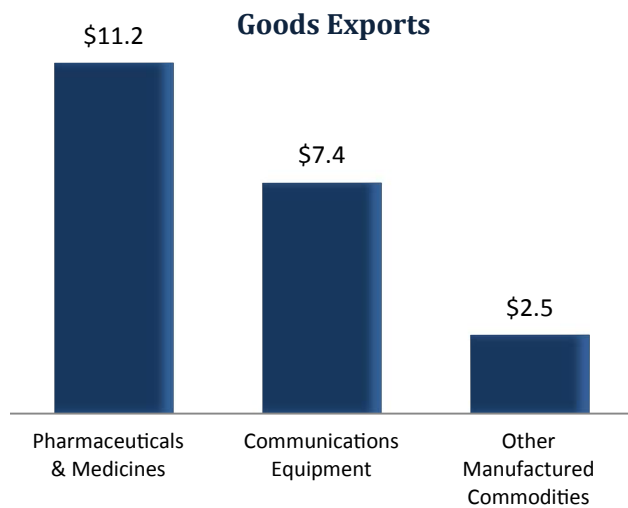
California's 12th District and TTIP

California's 12th District already has a strong trade relationship with the European Union, and a successful conclusion of the **Transatlantic Trade and Investment Partnership (TTIP)** would contribute significantly to the District's future economic growth.

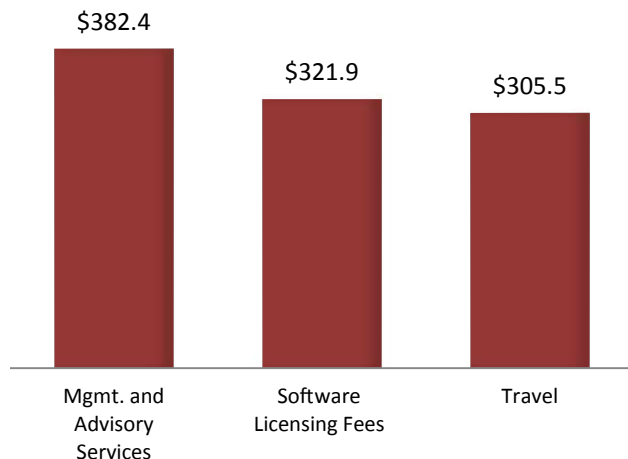
The EU purchased an estimated \$39 million worth of goods (12 percent of goods exports) and \$2.0 billion worth of services (33 percent of services exports) from California's 12th District in 2012.

Successful implementation of TTIP is estimated to increase California's 12th District's exports to the EU by 6 percent and could boost net employment by up to 3,340 jobs.

2012 District Exports to European Union (\$ million)



Services Exports



Estimated Impacts of Full TTIP Implementation on Key District Sectors

Top Sectors by Export Increase

Business Services	+\$39 million
Finance	+\$27 million
Chemicals	+\$10 million

Estimated Job Growth in Key Sectors

Business services	+895 jobs
Personal services	+510 jobs
Finance	+155 jobs

BOTTOM LINE: Since 2006, the 12th District's pharmaceutical and medicine exports to the EU have increased by 88 percent. By reducing barriers to trade and investment, TTIP would facilitate future growth, increasing anticipated chemical product exports by a further 34 percent.



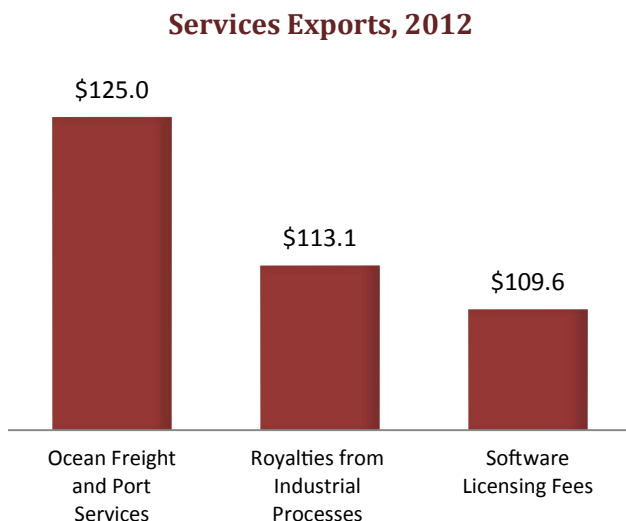
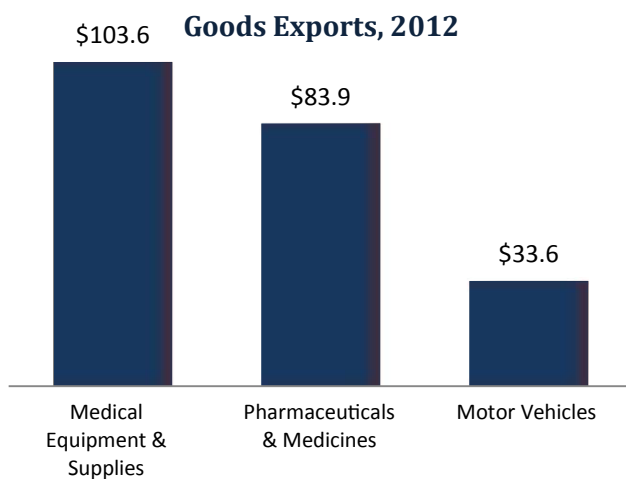
California's 13th District and TTIP

California's 13th District already has a strong trade relationship with the European Union, and a successful conclusion of the **Transatlantic Trade and Investment Partnership (TTIP)** would contribute significantly to the district's future economic growth.

The EU purchased an estimated \$444 million worth of goods (17 percent of goods exports) and \$906 million worth of services (31 percent of services exports) from California's 13th District in 2012.

Successful implementation of TTIP is estimated to increase California's 13th District's exports to the EU by 33.4 percent and could boost net employment by up to 1,815 jobs.

Current District Exports to European Union (\$ million)



Estimated Impacts of Full TTIP Implementation on Key Sectors

Top Sectors by Export Increase

Motor Vehicles	+\$206 million
Chemicals	+\$76 million
Electrical Machinery	+\$22 million

Estimated Job Growth in Key Sectors

Business services	+380 jobs
Personal services	+210 jobs
Construction	+195 jobs

BOTTOM LINE: Since 2006, California's 13th District's pharmaceuticals exports to the EU have increased by 71 percent. By reducing barriers to trade and investment, TTIP would facilitate future growth, increasing anticipated U.S. chemicals exports by a further 34.2 percent.



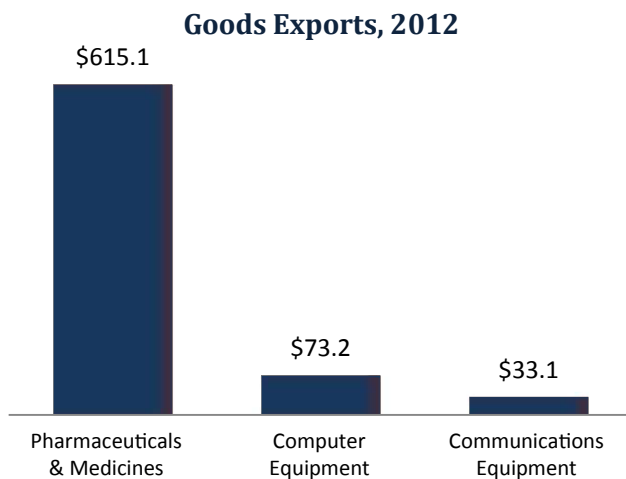
California's 14th District and TTIP

California's 14th District already has a strong trade relationship with the European Union, and a successful conclusion of the **Transatlantic Trade and Investment Partnership (TTIP)** would contribute significantly to the district's future economic growth.

The EU purchased an estimated \$826 million worth of goods (29 percent of goods exports) and \$2.1 billion worth of services (34 percent of services exports) from California's 14th District in 2012.

Successful implementation of TTIP is estimated to increase California's 14th District's exports to the EU by 19.7 percent and could boost net employment by up to 1,875 jobs.

Current District Exports to European Union (\$ million)



Estimated Impacts of Full TTIP Implementation on Key Sectors

Top Sectors by Export Increase

Chemicals	+\$278 million
Metals and Metal Products	+\$46 million
Electrical Machinery	+\$41 million

Estimated Job Growth in Key Sectors

Business services	+435 jobs
Personal services	+240 jobs
Construction	+120 jobs

BOTTOM LINE: Since 2006, California's 14th District's pharmaceuticals exports to the EU have increased by 87 percent. By reducing barriers to trade and investment, TTIP would facilitate future growth, increasing anticipated U.S. chemicals exports by a further 34.2 percent.



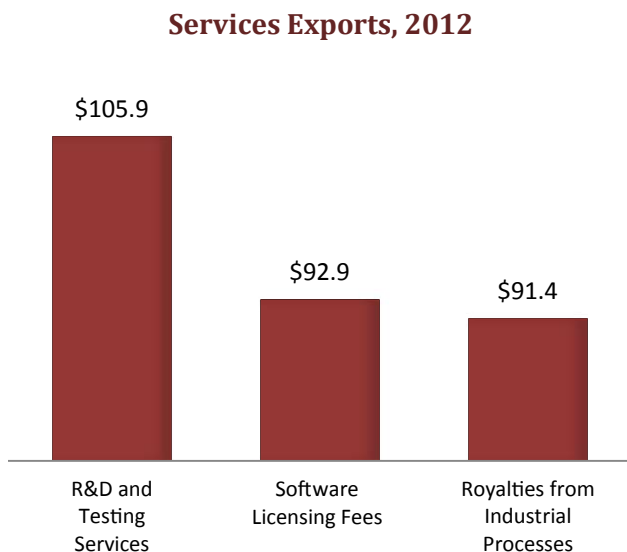
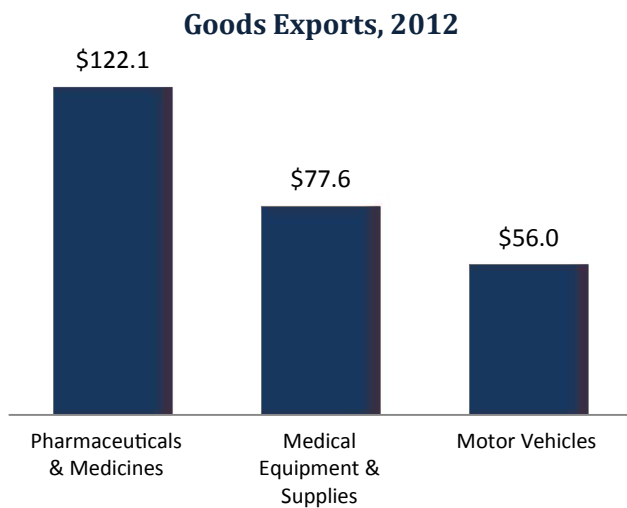
California's 15th District and TTIP

California's 15th District already has a strong trade relationship with the European Union, and a successful conclusion of the **Transatlantic Trade and Investment Partnership (TTIP)** would contribute significantly to the district's future economic growth.

The EU purchased an estimated \$586 million worth of goods (14 percent of goods exports) and \$618 million worth of services (34 percent of services exports) from California's 15th District in 2012.

Successful implementation of TTIP is estimated to increase California's 15th District's exports to the EU by 44.2 percent and could boost net employment by up to 1,290 jobs.

Current District Exports to European Union (\$ million)



Estimated Impacts of Full TTIP Implementation on Key Sectors

Top Sectors by Export Increase

Motor Vehicles	+\$342 million
Chemicals	+\$90 million
Electrical Machinery	+\$44 million

Estimated Job Growth in Key Sectors

Business services	+275 jobs
Personal services	+135 jobs
Construction	+100 jobs

BOTTOM LINE: Since 2006, California's 15th District's pharmaceuticals exports to the EU have increased by 70 percent. By reducing barriers to trade and investment, TTIP would facilitate future growth, increasing anticipated U.S. chemicals exports by a further 34.2 percent.



California's 16th District and TTIP

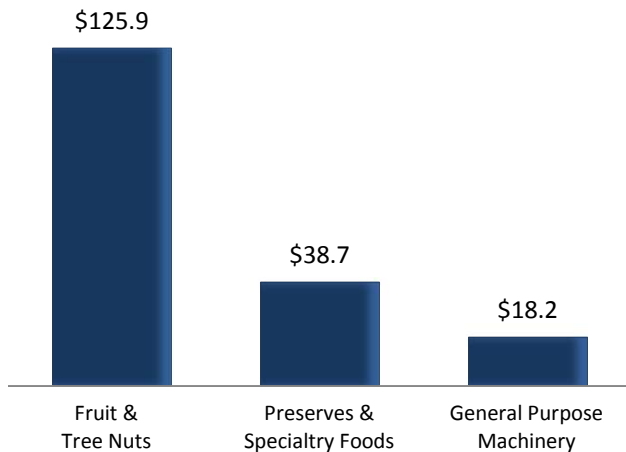
California's 16th District already has a strong trade relationship with the European Union, and a successful conclusion of the **Transatlantic Trade and Investment Partnership (TTIP)** would contribute significantly to the District's future economic growth.

The EU purchased an estimated \$297 million worth of goods (11 percent of goods exports) and \$139 million worth of services (29 percent of services exports) from California's 16th District in 2012.

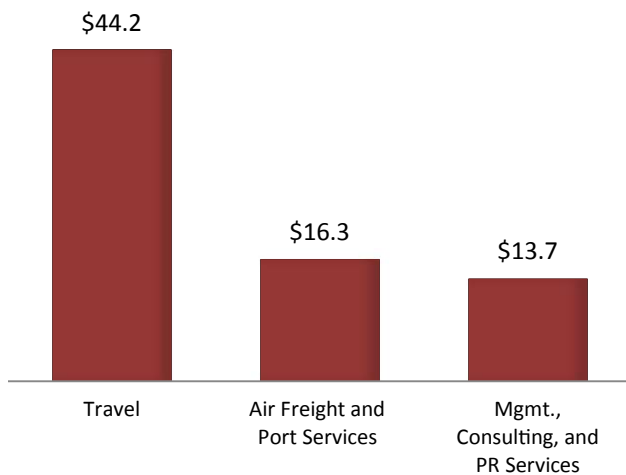
Successful implementation of TTIP is estimated to increase California's 16th District's exports to the EU by 38.8 percent and could boost net employment by up to 680 jobs.

2012 District Exports to European Union (\$ million)

Goods Exports



Services Exports



Estimated Impacts of Full TTIP Implementation on Key District Sectors

Top Sectors by Export Increase

Processed Foods	+\$88 million
Motor Vehicles	+\$59 million
Agr Forestry Fisheries	+\$32 million

Estimated Job Growth in Key Sectors

Business services	+110 jobs
Personal services	+110 jobs
Construction	+50 jobs

BOTTOM LINE: Since 2006, the 16th District's preserves and specialty foods exports to the EU have increased by 82 percent. By reducing barriers to trade and investment, TTIP would facilitate future growth, increasing anticipated processed foods exports by a further 75 percent.



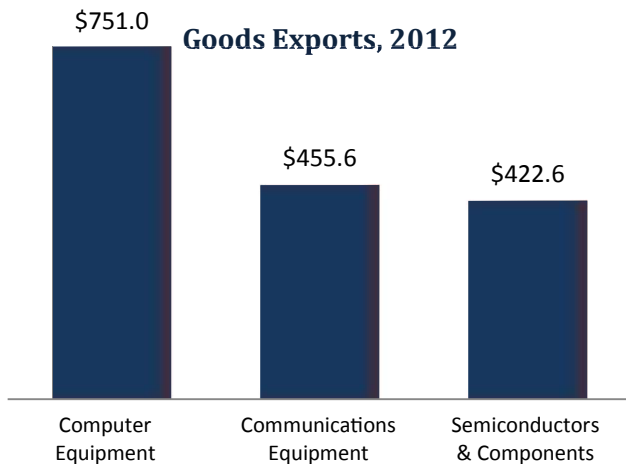
California's 17th District and TTIP

California's 17th District already has a strong trade relationship with the European Union, and a successful conclusion of the **Transatlantic Trade and Investment Partnership (TTIP)** would contribute significantly to the district's future economic growth.

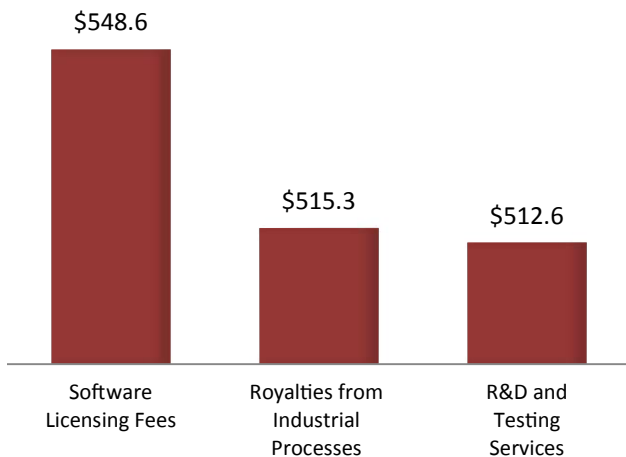
The EU purchased an estimated \$2.5 billion worth of goods (14 percent of goods exports) and \$2.1 billion worth of services (38 percent of services exports) from California's 17th District in 2012.

Successful implementation of TTIP is estimated to increase California's 17th District's exports to the EU by 30.5 percent and could boost net employment by up to 1,670 jobs.

Current District Exports to European Union (\$ million)



Services Exports, 2012



Estimated Impacts of Full TTIP Implementation on Key Sectors

Top Sectors by Export Increase

Electrical Machinery	+\$655 million
Motor Vehicles	+\$137 million
Other Machinery	+\$96 million

Estimated Job Growth in Key Sectors

Business services	+635 jobs
Personal services	+205 jobs
Other machinery	+115 jobs

BOTTOM LINE: Since 2006, California's 17th District's electrical machinery exports to the EU have increased by 54 percent. By reducing barriers to trade and investment, TTIP would facilitate future growth, increasing anticipated U.S. electrical machinery exports by a further 44.1 percent.



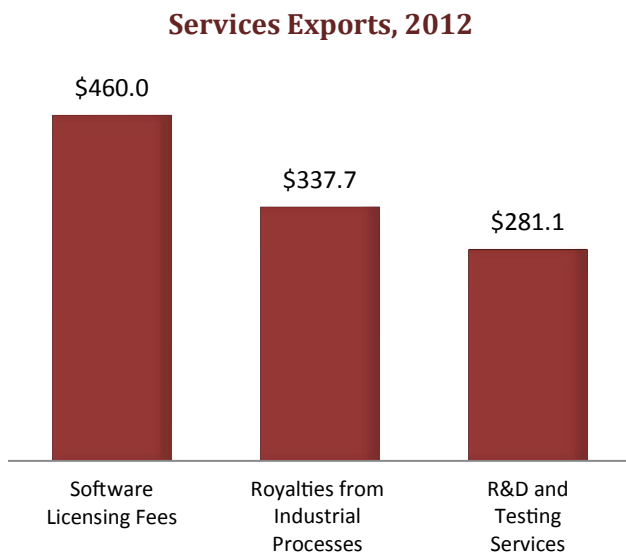
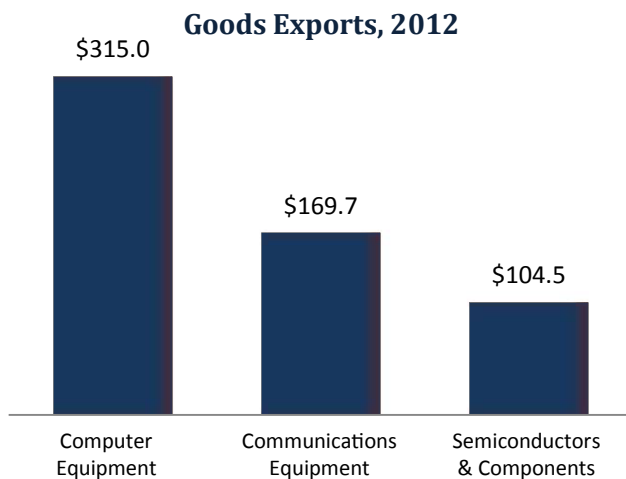
California's 18th District and TTIP

California's 18th District already has a strong trade relationship with the European Union, and a successful conclusion of the **Transatlantic Trade and Investment Partnership (TTIP)** would contribute significantly to the district's future economic growth.

The EU purchased an estimated \$999 million worth of goods (16 percent of goods exports) and \$1.6 billion worth of services (36 percent of services exports) from California's 18th District in 2012.

Successful implementation of TTIP is estimated to increase California's 18th District's exports to the EU by 19.7 percent and could boost net employment by up to 2,255 jobs.

Current District Exports to European Union (\$ million)



Estimated Impacts of Full TTIP Implementation on Key Sectors

Top Sectors by Export Increase

Electrical Machinery	+\$230 million
Chemicals	+\$48 million
Other Transport Equipment	+\$28 million

Estimated Job Growth in Key Sectors

Business services	+700 jobs
Personal services	+225 jobs
Construction	+170 jobs

BOTTOM LINE: Since 2006, California's 18th District's communications equipment exports to the EU have increased by 108 percent. By reducing barriers to trade and investment, TTIP would facilitate future growth, increasing anticipated U.S. electrical machinery exports by a further 44.1 percent.



California's 19th District and TTIP

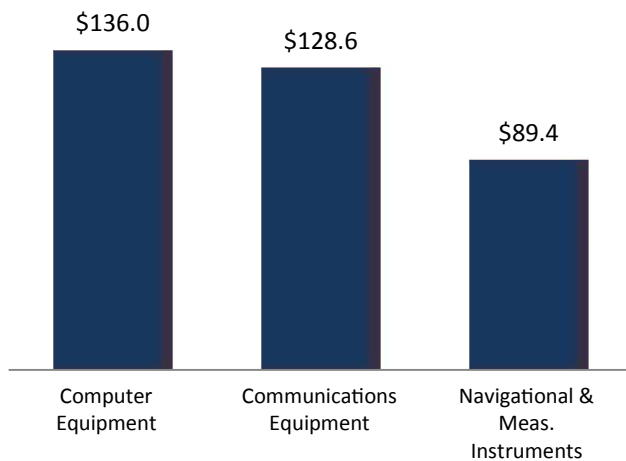
California's 19th District already has a strong trade relationship with the European Union, and a successful conclusion of the **Transatlantic Trade and Investment Partnership (TTIP)** would contribute significantly to the district's future economic growth.

The EU purchased an estimated \$650 million worth of goods (16 percent of goods exports) and \$783 million worth of services (37 percent of services exports) from California's 19th District in 2012.

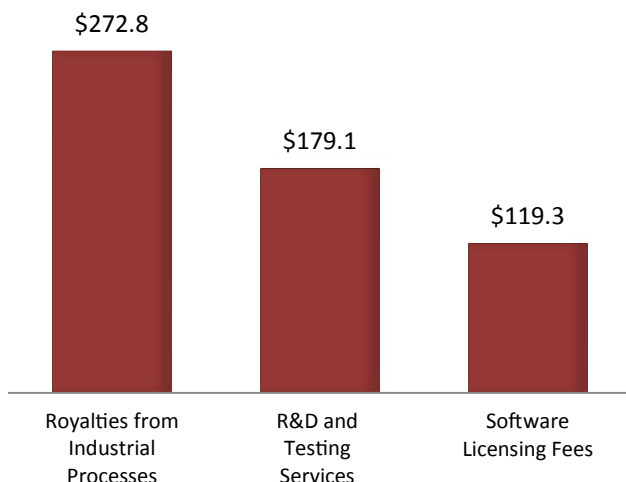
Successful implementation of TTIP is estimated to increase California's 19th District's exports to the EU by 20.3 percent and could boost net employment by up to 1,465 jobs.

Current District Exports to European Union (\$ million)

Goods Exports, 2012



Services Exports, 2012



Estimated Impacts of Full TTIP Implementation on Key Sectors

Top Sectors by Export Increase

Electrical Machinery	+\$144 million
Other Machinery	+\$26 million
Other Transport Equipment	+\$23 million

Estimated Job Growth in Key Sectors

Business services	+430 jobs
Personal services	+155 jobs
Construction	+85 jobs

BOTTOM LINE: Since 2006, California's 19th District's communications equipment exports to the EU have increased by 115 percent. By reducing barriers to trade and investment, TTIP would facilitate future growth, increasing anticipated U.S. electrical machinery exports by a further 44.1 percent.



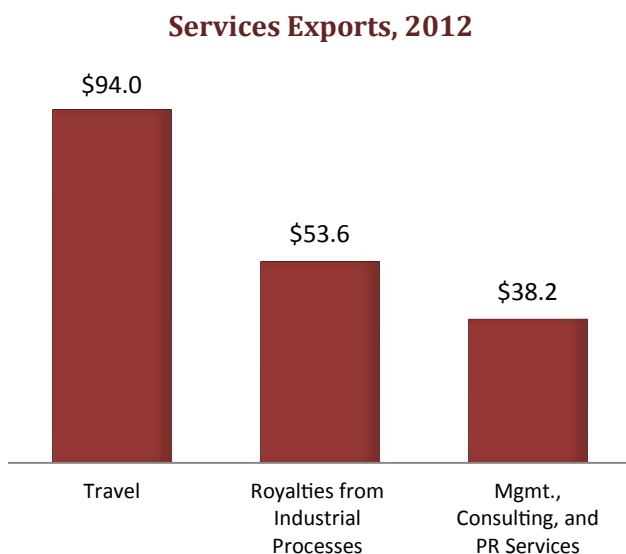
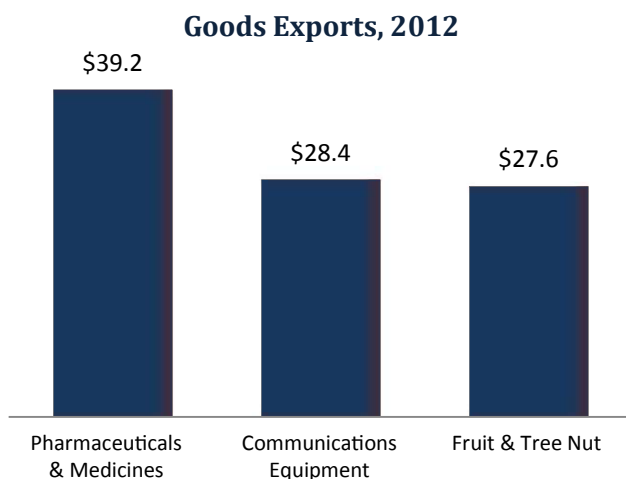
California's 20th District and TTIP

California's 20th District already has a strong trade relationship with the European Union, and a successful conclusion of the **Transatlantic Trade and Investment Partnership (TTIP)** would contribute significantly to the district's future economic growth.

The EU purchased an estimated \$273 million worth of goods (16 percent of goods exports) and \$284 million worth of services (31 percent of services exports) from California's 20th District in 2012.

Successful implementation of TTIP is estimated to increase California's 20th District's exports to the EU by 29.6 percent and could boost net employment by up to 1,070 jobs.

Current District Exports to European Union (\$ million)



Estimated Impacts of Full TTIP Implementation on Key Sectors

Top Sectors by Export Increase

Processed Foods	+\$32 million
Chemicals	+\$32 million
Motor Vehicles	+\$25 million

Estimated Job Growth in Key Sectors

Personal services	+225 jobs
Business services	+170 jobs
Construction	+70 jobs

BOTTOM LINE: Since 2006, California's 20th District's pharmaceuticals exports to the EU have increased by 82 percent. By reducing barriers to trade and investment, TTIP would facilitate future growth, increasing anticipated U.S. chemicals exports by a further 34.2 percent.



California's 21st District and TTIP

California's 21st District already has a strong trade relationship with the European Union, and a successful conclusion of the **Transatlantic Trade and Investment Partnership (TTIP)** would contribute significantly to the district's future economic growth.

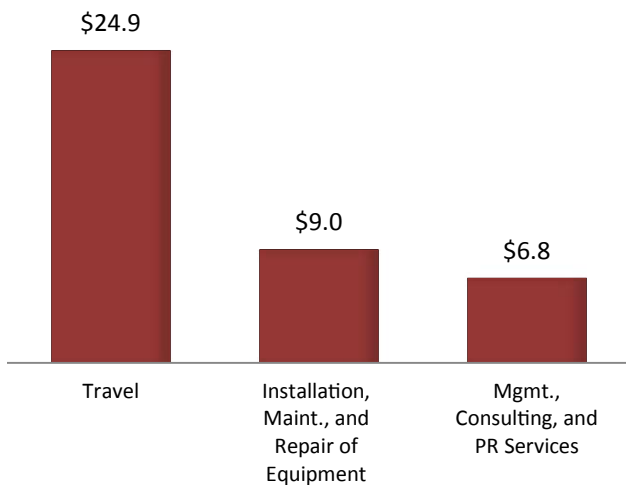
The EU purchased an estimated \$355 million worth of goods (11 percent of goods exports) and \$74 million worth of services (27 percent of services exports) from California's 21st District in 2012.

Successful implementation of TTIP is estimated to increase California's 21st District's exports to the EU by 31.9 percent and could boost net employment by up to 520 jobs.

Current District Exports to European Union (\$ million)



Services Exports, 2012



Estimated Impacts of Full TTIP Implementation on Key Sectors

Top Sectors by Export Increase

Processed Foods	+\$88 million
Agr Forestry Fisheries	+\$48 million
Chemicals	+\$20 million

Estimated Job Growth in Key Sectors

Personal services	+90 jobs
Business services	+80 jobs
Construction	+35 jobs

BOTTOM LINE: Since 2006, California's 21st District's preserves and specialty foods exports to the EU have increased by 96 percent. By reducing barriers to trade and investment, TTIP would facilitate future growth, increasing anticipated U.S. processed foods exports by a further 74.8 percent.



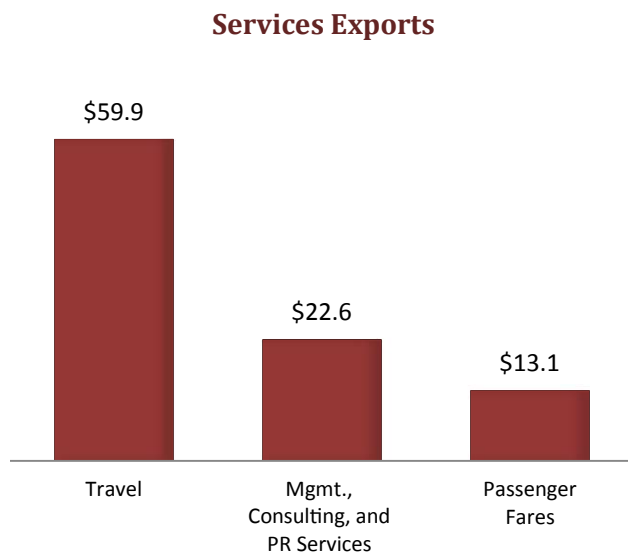
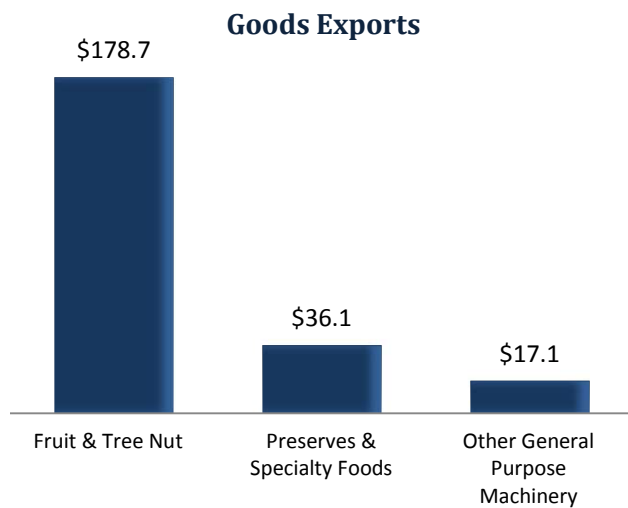
California's 22nd District and TTIP

California's 22nd District already has a strong trade relationship with the European Union, and a successful conclusion of the **Transatlantic Trade and Investment Partnership (TTIP)** would contribute significantly to the District's future economic growth.

The EU purchased an estimated \$319 million worth of goods (12 percent of goods exports) and \$177 million worth of services (28 percent of services exports) from California's 22nd District in 2012.

Successful implementation of TTIP is estimated to increase California's 22nd District's exports to the EU by 30.9 percent and could boost net employment by up to 970 jobs.

2012 District Exports to European Union (\$ million)



Estimated Impacts of Full TTIP Implementation on Key District Sectors

Top Sectors by Export Increase

Processed Foods	+\$69 million
Agr Forestry Fisheries	+\$36 million
Motor Vehicles	+\$23 million

Estimated Job Growth in Key Sectors

Business services	+175 jobs
Personal services	+145 jobs
Construction	+95 jobs

BOTTOM LINE: Since 2006, the 22nd District's preserves and specialty food exports to the EU have increased by 92 percent. By reducing barriers to trade and investment, TTIP would facilitate future growth, increasing anticipated processed food exports by a further 75 percent.



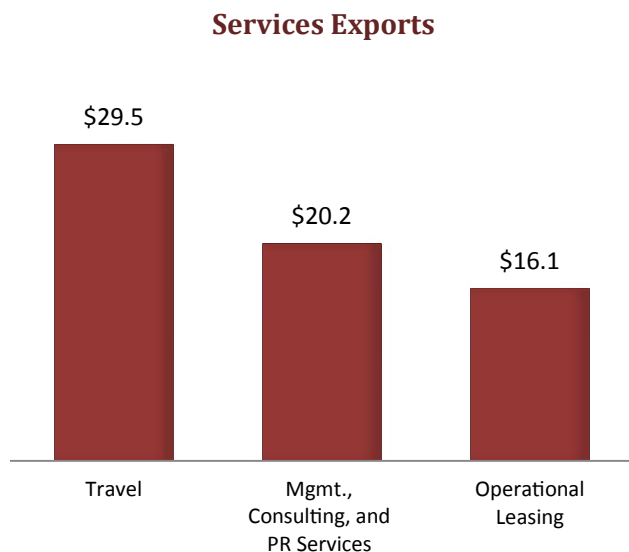
California's 23rd District and TTIP

California's 23rd District already has a strong trade relationship with the European Union, and a successful conclusion of the **Transatlantic Trade and Investment Partnership (TTIP)** would contribute significantly to the District's future economic growth.

The EU purchased an estimated \$154 million worth of goods (9 percent of goods exports) and \$153 million worth of services (28 percent of services exports) from California's 23rd District in 2012.

Successful implementation of TTIP is estimated to increase California's 23rd District's exports to the EU by 26.1 percent and could boost net employment by up to 1,145 jobs.

2012 District Exports to European Union (\$ million)



Estimated Impacts of Full TTIP Implementation on Key District Sectors

Top Sectors by Export Increase

Processed Foods	+\$27 million
Motor Vehicles	+\$26 million
Chemicals	+\$21 million

Estimated Job Growth in Key Sectors

Business services	+245 jobs
Construction	+140 jobs
Personal services	+130 jobs

BOTTOM LINE: Since 2006, the 23rd District's agriculture and construction machinery exports to the EU have increased by 101 percent. By reducing barriers to trade and investment, TTIP would facilitate future growth, increasing anticipated machinery exports by a further 17 percent.



California's 24th District and TTIP

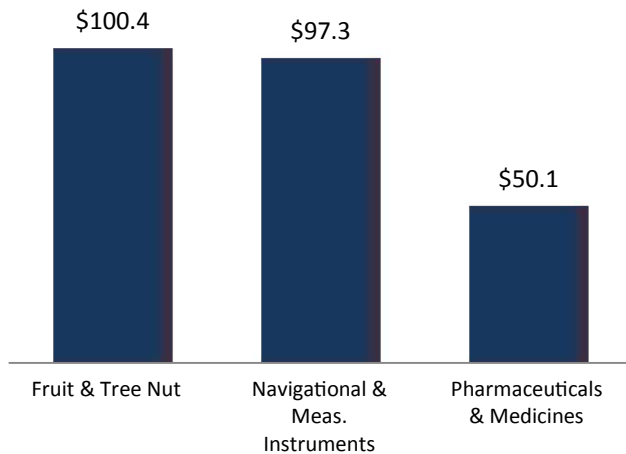
California's 24th District already has a strong trade relationship with the European Union, and a successful conclusion of the **Transatlantic Trade and Investment Partnership (TTIP)** would contribute significantly to the district's future economic growth.

The EU purchased an estimated \$532 million worth of goods (19 percent of goods exports) and \$534 million worth of services (31 percent of services exports) from California's 24th District in 2012.

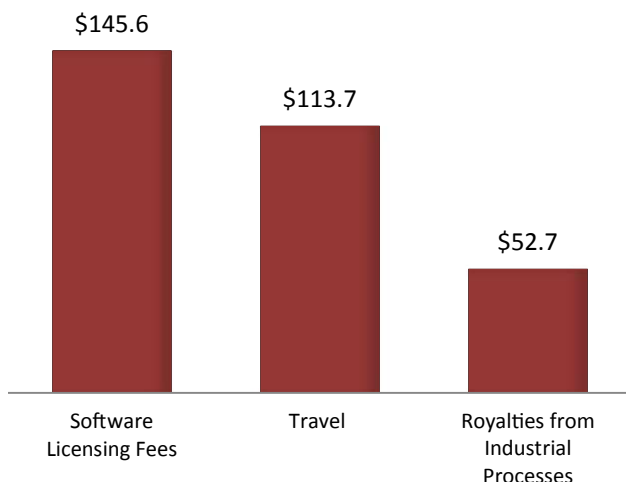
Successful implementation of TTIP is estimated to increase California's 24th District's exports to the EU by 24.5 percent and could boost net employment by up to 1,475 jobs.

Current District Exports to European Union (\$ million)

Goods Exports, 2012



Services Exports, 2012



Estimated Impacts of Full TTIP Implementation on Key Sectors

Top Sectors by Export Increase

Chemicals	+\$46 million
Motor Vehicles	+\$38 million
Electrical Machinery	+\$28 million

Estimated Job Growth in Key Sectors

Business services	+285 jobs
Personal services	+270 jobs
Construction	+125 jobs

BOTTOM LINE: Since 2006, California's 24th District's pharmaceuticals exports to the EU have increased by 18 percent. By reducing barriers to trade and investment, TTIP would facilitate future growth, increasing anticipated U.S. chemicals exports by a further 34.2 percent.



California's 25th District and TTIP

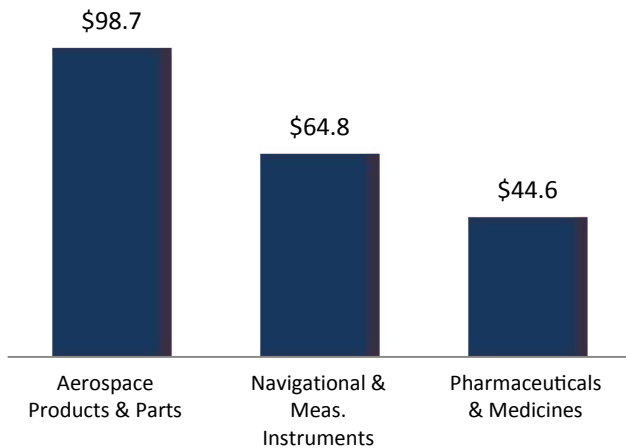
California's 25th District already has a strong trade relationship with the European Union, and a successful conclusion of the **Transatlantic Trade and Investment Partnership (TTIP)** would contribute significantly to the district's future economic growth.

The EU purchased an estimated \$384 million worth of goods (18 percent of goods exports) and \$402 million worth of services (36 percent of services exports) from California's 25th District in 2012.

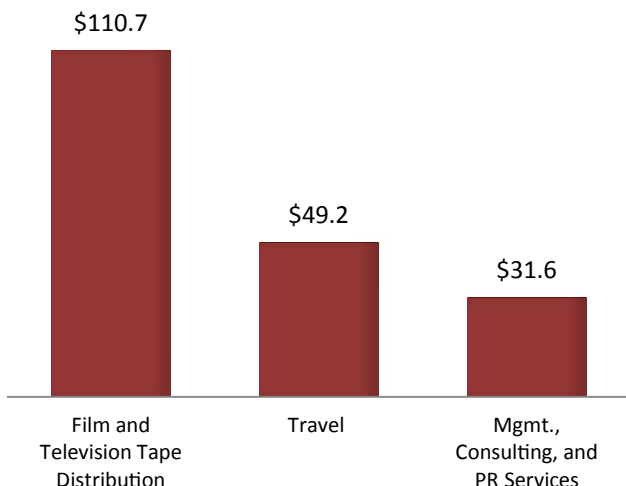
Successful implementation of TTIP is estimated to increase California's 25th District's exports to the EU by 27.1 percent and could boost net employment by up to 935 jobs.

Current District Exports to European Union (\$ million)

Goods Exports, 2012



Services Exports, 2012



Estimated Impacts of Full TTIP Implementation on Key Sectors

Top Sectors by Export Increase

Chemicals	+\$57 million
Other Transport Equipment	+\$41 million
Motor Vehicles	+\$39 million

Estimated Job Growth in Key Sectors

Business services	+185 jobs
Personal services	+115 jobs
Construction	+45 jobs

BOTTOM LINE: Since 2006, California's 25th District's pharmaceuticals exports to the EU have increased by 92 percent. By reducing barriers to trade and investment, TTIP would facilitate future growth, increasing anticipated U.S. chemicals exports by a further 34.2 percent.



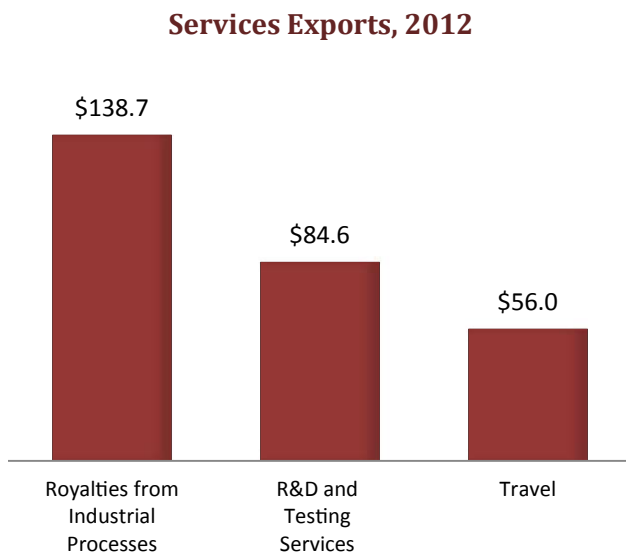
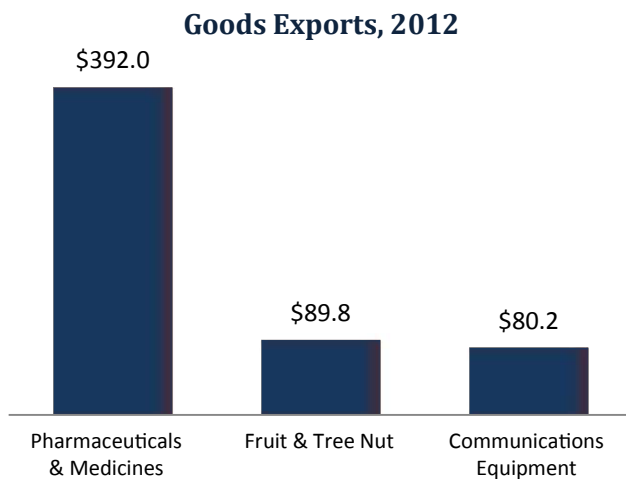
California's 26th District and TTIP

California's 26th District already has a strong trade relationship with the European Union, and a successful conclusion of the **Transatlantic Trade and Investment Partnership (TTIP)** would contribute significantly to the district's future economic growth.

The EU purchased an estimated \$933 million worth of goods (21 percent of goods exports) and \$482 million worth of services (35 percent of services exports) from California's 26th District in 2012.

Successful implementation of TTIP is estimated to increase California's 26th District's exports to the EU by 32.7 percent and could boost net employment by up to 1,355 jobs.

Current District Exports to European Union (\$ million)



Estimated Impacts of Full TTIP Implementation on Key Sectors

Top Sectors by Export Increase

Chemicals	+\$198 million
Motor Vehicles	+\$97 million
Electrical Machinery	+\$55 million

Estimated Job Growth in Key Sectors

Business services	+245 jobs
Personal services	+180 jobs
Construction	+100 jobs

BOTTOM LINE: Since 2006, California's 26th District's pharmaceuticals exports to the EU have increased by 41 percent. By reducing barriers to trade and investment, TTIP would facilitate future growth, increasing anticipated U.S. chemicals exports by a further 34.2 percent.



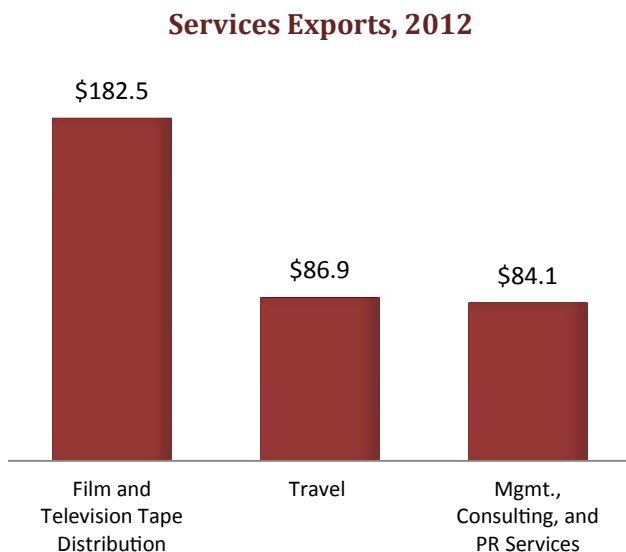
California's 27th District and TTIP

California's 27th District already has a strong trade relationship with the European Union, and a successful conclusion of the **Transatlantic Trade and Investment Partnership (TTIP)** would contribute significantly to the district's future economic growth.

The EU purchased an estimated \$264 million worth of goods (15 percent of goods exports) and \$682 million worth of services (36 percent of services exports) from California's 27th District in 2012.

Successful implementation of TTIP is estimated to increase California's 27th District's exports to the EU by 21.6 percent and could boost net employment by up to 1,405 jobs.

Current District Exports to European Union (\$ million)



Estimated Impacts of Full TTIP Implementation on Key Sectors

Top Sectors by Export Increase

Chemicals	+\$52 million
Motor Vehicles	+\$37 million
Metals and Metal Products	+\$26 million

Estimated Job Growth in Key Sectors

Business services	+275 jobs
Personal services	+185 jobs
Construction	+75 jobs

BOTTOM LINE: Since 2006, California's 27th District's pharmaceuticals exports to the EU have increased by 192 percent. By reducing barriers to trade and investment, TTIP would facilitate future growth, increasing anticipated U.S. chemicals exports by a further 34.2 percent.



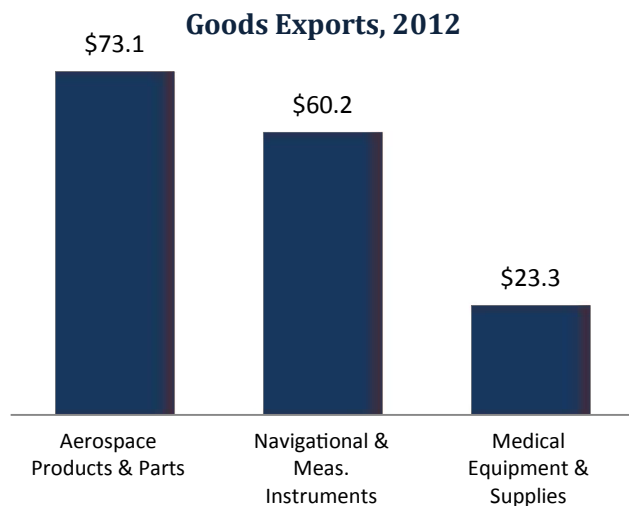
California's 28th District and TTIP

California's 28th District already has a strong trade relationship with the European Union, and a successful conclusion of the **Transatlantic Trade and Investment Partnership (TTIP)** would contribute significantly to the district's future economic growth.

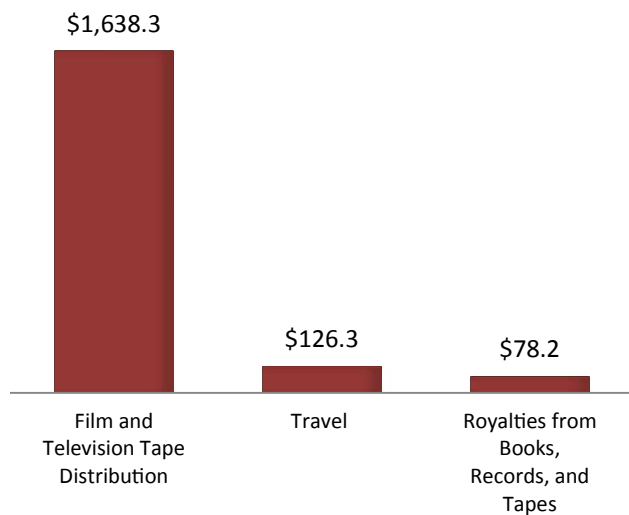
The EU purchased an estimated \$351 million worth of goods (17 percent of goods exports) and \$2.3 billion worth of services (45 percent of services exports) from California's 28th District in 2012.

Successful implementation of TTIP is estimated to increase California's 28th District's exports to the EU by 16.6 percent and could boost net employment by up to 2,025 jobs.

Current District Exports to European Union (\$ million)



Services Exports, 2012



Estimated Impacts of Full TTIP Implementation on Key Sectors

Top Sectors by Export Increase

Chemicals	+\$49 million
Other Transport Equipment	+\$31 million
Metals and Metal Products	+\$30 million

Estimated Job Growth in Key Sectors

Business services	+415 jobs
Personal services	+255 jobs
Construction	+150 jobs

BOTTOM LINE: Since 2006, California's 28th District's medical equipment and supplies exports to the EU have increased by 70 percent. By reducing barriers to trade and investment, TTIP would facilitate future growth, increasing anticipated U.S. electrical machinery exports by a further 44.1 percent.



California's 29th District and TTIP

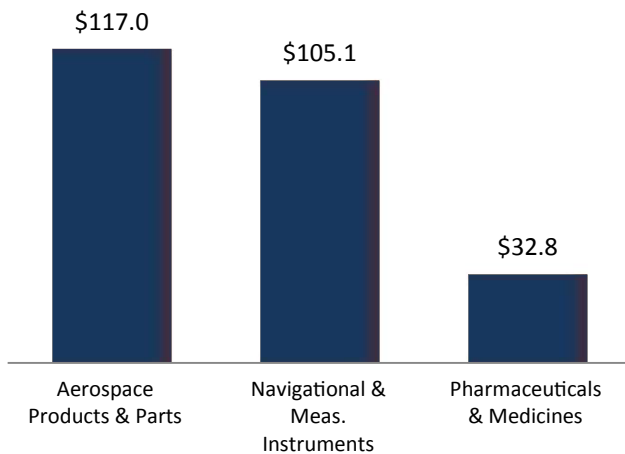
California's 29th District already has a strong trade relationship with the European Union, and a successful conclusion of the **Transatlantic Trade and Investment Partnership (TTIP)** would contribute significantly to the district's future economic growth.

The EU purchased an estimated \$499 million worth of goods (16 percent of goods exports) and \$808 million worth of services (42 percent of services exports) from California's 29th District in 2012.

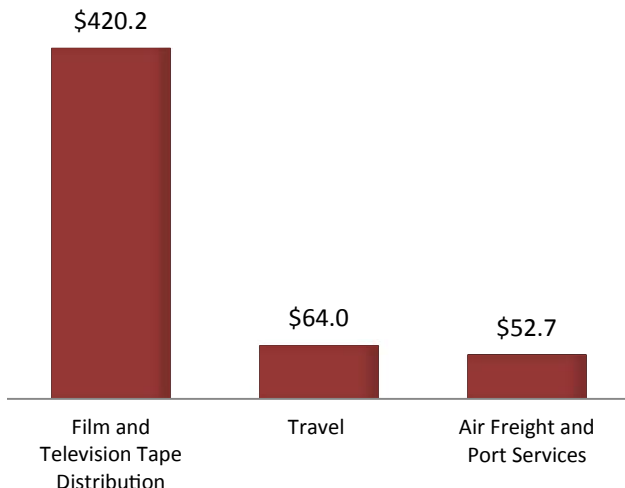
Successful implementation of TTIP is estimated to increase California's 29th District's exports to the EU by 26.6 percent and could boost net employment by up to 1,245 jobs.

Current District Exports to European Union (\$ million)

Goods Exports, 2012



Services Exports, 2012



Estimated Impacts of Full TTIP Implementation on Key Sectors

Top Sectors by Export Increase

Chemicals	+\$69 million
Motor Vehicles	+\$56 million
Other Transport Equipment	+\$49 million

Estimated Job Growth in Key Sectors

Business services	+250 jobs
Personal services	+135 jobs
Construction	+55 jobs

BOTTOM LINE: Since 2006, California's 29th District's pharmaceuticals exports to the EU have increased by 188 percent. By reducing barriers to trade and investment, TTIP would facilitate future growth, increasing anticipated U.S. chemicals exports by a further 34.2 percent.



California's 30th District and TTIP

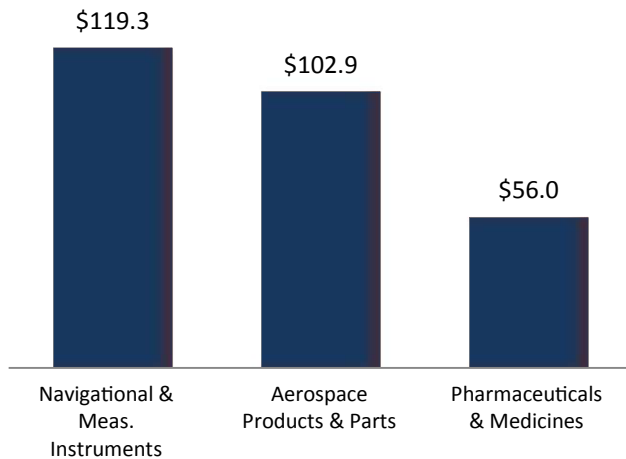
California's 30th District already has a strong trade relationship with the European Union, and a successful conclusion of the **Transatlantic Trade and Investment Partnership (TTIP)** would contribute significantly to the district's future economic growth.

The EU purchased an estimated \$571 million worth of goods (18 percent of goods exports) and \$2.0 billion worth of services (42 percent of services exports) from California's 30th District in 2012.

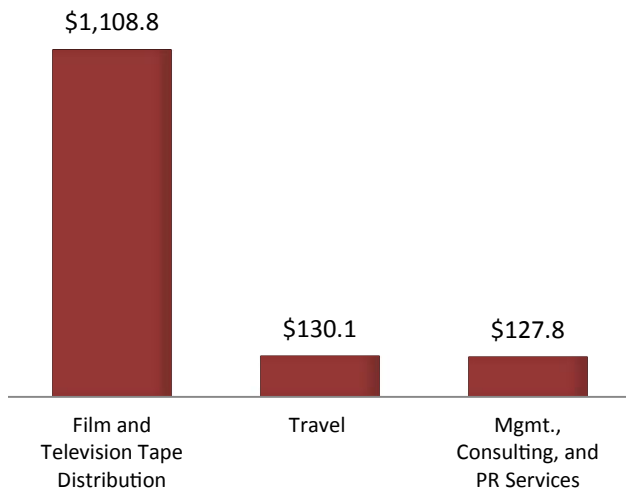
Successful implementation of TTIP is estimated to increase California's 30th District's exports to the EU by 19.3 percent and could boost net employment by up to 2,410 jobs.

Current District Exports to European Union (\$ million)

Goods Exports, 2012



Services Exports, 2012



Estimated Impacts of Full TTIP Implementation on Key Sectors

Top Sectors by Export Increase

Chemicals	+\$89 million
Motor Vehicles	+\$44 million
Other Transport Equipment	+\$43 million

Estimated Job Growth in Key Sectors

Business services	+530 jobs
Personal services	+270 jobs
Construction	+145 jobs

BOTTOM LINE: Since 2006, California's 30th District's pharmaceuticals exports to the EU have increased by 105 percent. By reducing barriers to trade and investment, TTIP would facilitate future growth, increasing anticipated U.S. chemicals exports by a further 34.2 percent.



California's 31st District and TTIP

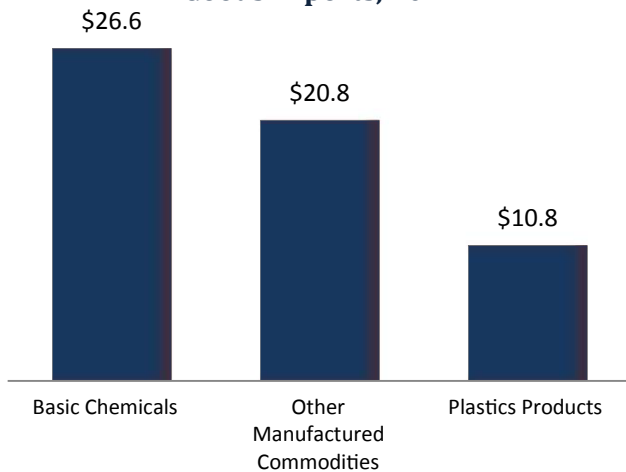
California's 31st District already has a strong trade relationship with the European Union, and a successful conclusion of the **Transatlantic Trade and Investment Partnership (TTIP)** would contribute significantly to the district's future economic growth.

The EU purchased an estimated \$184 million worth of goods (12 percent of goods exports) and \$205 million worth of services (29 percent of services exports) from California's 31st District in 2012.

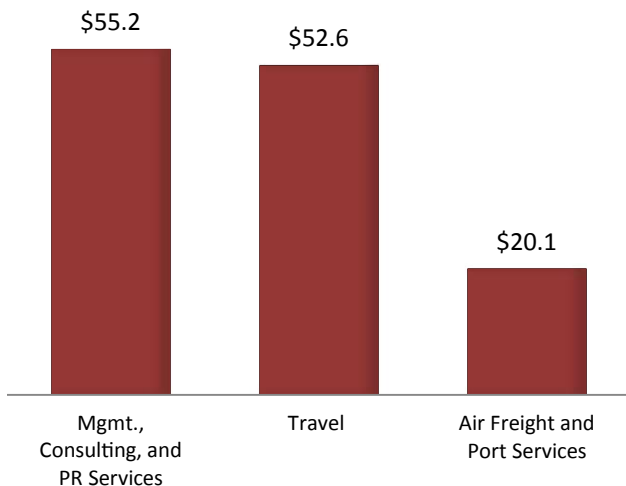
Successful implementation of TTIP is estimated to increase California's 31st District's exports to the EU by 40.7 percent and could boost net employment by up to 1,165 jobs.

Current District Exports to European Union (\$ million)

Goods Exports, 2012



Services Exports, 2012



Estimated Impacts of Full TTIP Implementation on Key Sectors

Top Sectors by Export Increase

Motor Vehicles	+\$92 million
Chemicals	+\$73 million
Metals and Metal Products	+\$45 million

Estimated Job Growth in Key Sectors

Business services	+220 jobs
Personal services	+150 jobs
Construction	+105 jobs

BOTTOM LINE: Since 2006, California's 31st District's chemicals exports to the EU have increased by 43 percent. By reducing barriers to trade and investment, TTIP would facilitate future growth, increasing anticipated U.S. chemicals exports by a further 34.2 percent.



California's 32nd District and TTIP

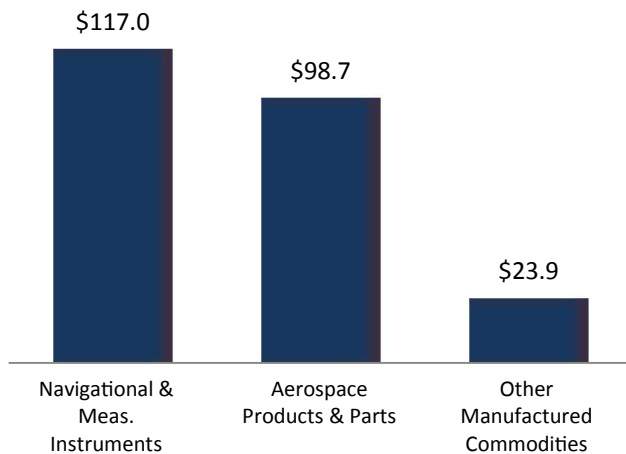
California's 32nd District already has a strong trade relationship with the European Union, and a successful conclusion of the **Transatlantic Trade and Investment Partnership (TTIP)** would contribute significantly to the district's future economic growth.

The EU purchased an estimated \$497 million worth of goods (15 percent of goods exports) and \$457 million worth of services (34 percent of services exports) from California's 32nd District in 2012.

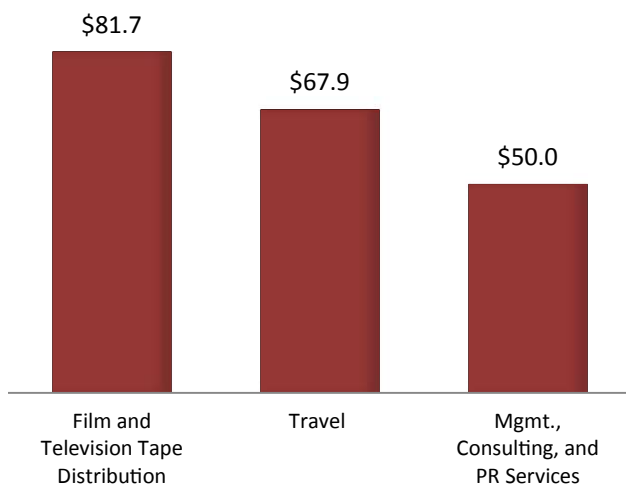
Successful implementation of TTIP is estimated to increase California's 32nd District's exports to the EU by 28.9 percent and could boost net employment by up to 1,140 jobs.

Current District Exports to European Union (\$ million)

Goods Exports, 2012



Services Exports, 2012



Estimated Impacts of Full TTIP Implementation on Key Sectors

Top Sectors by Export Increase

Chemicals	+\$74 million
Metals and Metal Products	+\$50 million
Motor Vehicles	+\$48 million

Estimated Job Growth in Key Sectors

Business services	+205 jobs
Personal services	+150 jobs
Metals and metal products	+40 jobs

BOTTOM LINE: Since 2006, California's 32nd District's pharmaceuticals exports to the EU have increased by 188 percent. By reducing barriers to trade and investment, TTIP would facilitate future growth, increasing anticipated U.S. chemicals exports by a further 34.2 percent.



California's 33rd District and TTIP

California's 33rd District already has a strong trade relationship with the European Union, and a successful conclusion of the **Transatlantic Trade and Investment Partnership (TTIP)** would contribute significantly to the District's future economic growth.

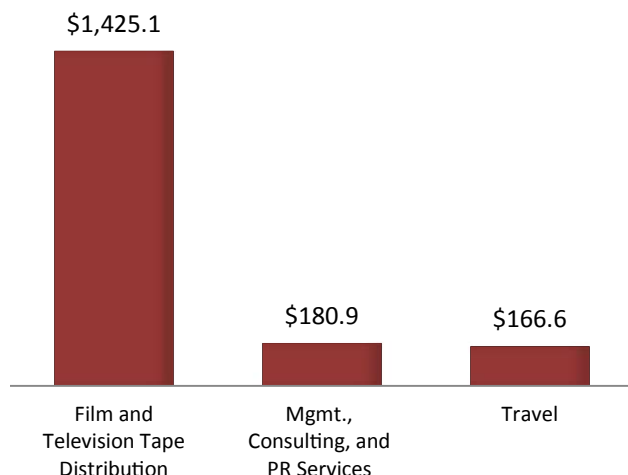
The EU purchased an estimated \$442 million worth of goods (17 percent of goods exports) and \$2.7 billion worth of services (40 percent of services exports) from California's 33rd District in 2012.

Successful implementation of TTIP is estimated to increase California's 33rd District's exports to the EU by 15.3 percent and could boost net employment by up to 2,735 jobs.

2012 District Exports to European Union (\$ million)



Services Exports



Estimated Impacts of Full TTIP Implementation on Key District Sectors

Top Sectors by Export Increase

Chemicals	+\$80 million
Other Transport Equipment	+\$37 million
Motor Vehicles	+\$31 million

Estimated Job Growth in Key Sectors

Business services	+590 jobs
Personal services	+335 jobs
Construction	+185 jobs

BOTTOM LINE: Since 2006, the 33rd District's pharmaceutical and medicine exports to the EU have increased by 105 percent. By reducing barriers to trade and investment, TTIP would facilitate future growth, increasing anticipated chemical product exports by a further 34 percent.



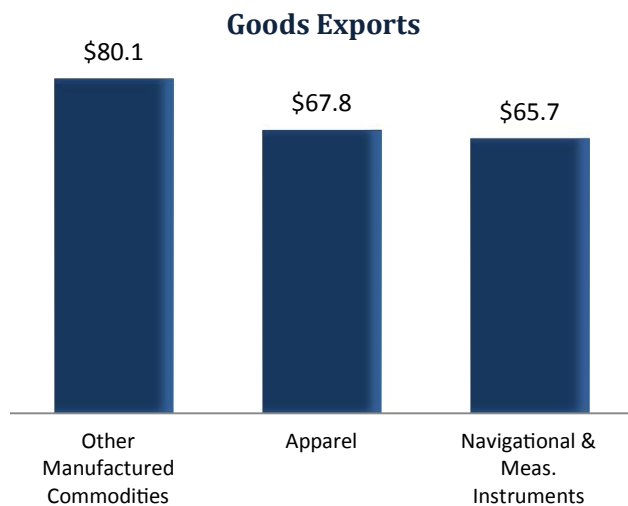
California's 34th District and TTIP

California's 34th District already has a strong trade relationship with the European Union, and a successful conclusion of the **Transatlantic Trade and Investment Partnership (TTIP)** would contribute significantly to the District's future economic growth.

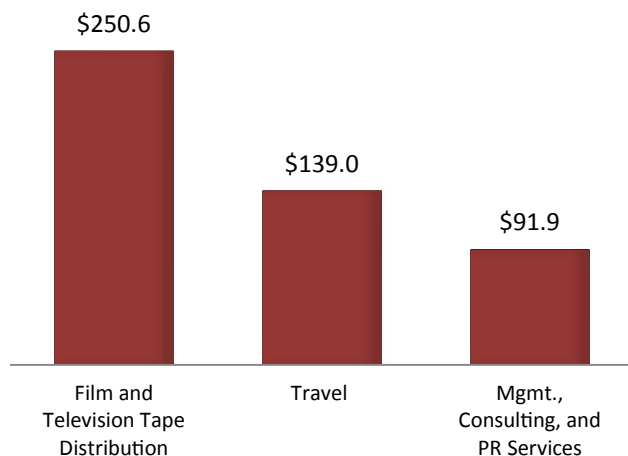
The EU purchased an estimated \$421 million worth of goods (14 percent of goods exports) and \$941 million worth of services (37 percent of services exports) from California's 34th District in 2012.

Successful implementation of TTIP is estimated to increase California's 34th District's exports to the EU by 20.7 percent and could boost net employment by up to 1,930 jobs.

2012 District Exports to European Union (\$ million)



Services Exports



Estimated Impacts of Full TTIP Implementation on Key District Sectors

Top Sectors by Export Increase

Chemicals	+\$57 million
Motor Vehicles	+\$57 million
Other Manufactures	+\$47 million

Estimated Job Growth in Key Sectors

Business services	+330 jobs
Personal services	+250 jobs
Other manufactures	+135 jobs

BOTTOM LINE: Since 2006, the 34th District's apparel exports to the EU have increased by 109 percent. By reducing barriers to trade and investment, TTIP would facilitate future growth, increasing anticipated exports of manufactures like apparel by a further 17 percent.



California's 35th District and TTIP

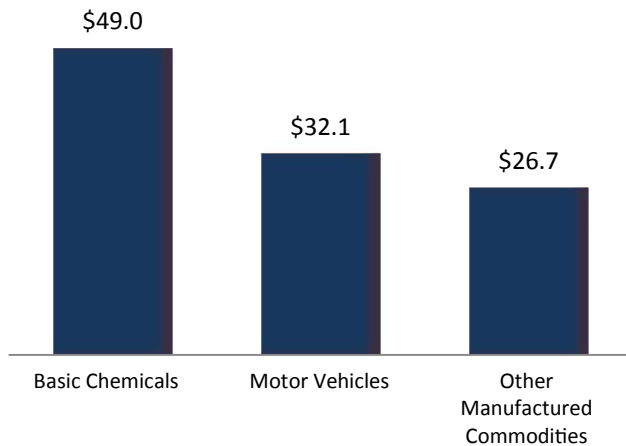
California's 35th District already has a strong trade relationship with the European Union, and a successful conclusion of the **Transatlantic Trade and Investment Partnership (TTIP)** would contribute significantly to the district's future economic growth.

The EU purchased an estimated \$353 million worth of goods (12 percent of goods exports) and \$282 million worth of services (31 percent of services exports) from California's 35th District in 2012.

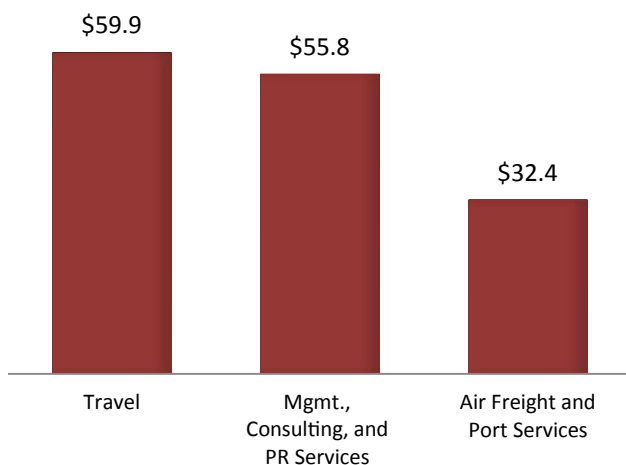
Successful implementation of TTIP is estimated to increase California's 35th District's exports to the EU by 49.5 percent and could boost net employment by up to 1,235 jobs.

Current District Exports to European Union (\$ million)

Goods Exports, 2012



Services Exports, 2012



Estimated Impacts of Full TTIP Implementation on Key Sectors

Top Sectors by Export Increase

Motor Vehicles	+\$243 million
Chemicals	+\$126 million
Metals and Metal Products	+\$75 million

Estimated Job Growth in Key Sectors

Business services	+225 jobs
Personal services	+150 jobs
Construction	+75 jobs

BOTTOM LINE: Since 2006, California's 35th District's motor vehicle exports to the EU have increased by 95 percent. By reducing barriers to trade and investment, TTIP would facilitate future growth, increasing anticipated U.S. motor vehicle exports by a further 346.8 percent.



California's 36th District and TTIP

California's 36th District already has a strong trade relationship with the European Union, and a successful conclusion of the **Transatlantic Trade and Investment Partnership (TTIP)** would contribute significantly to the district's future economic growth.

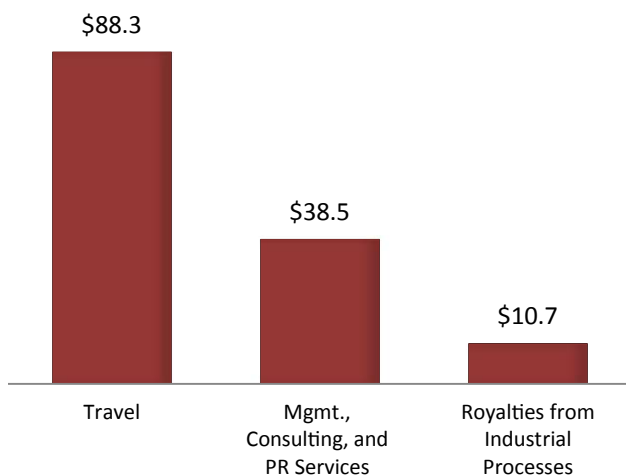
The EU purchased an estimated \$212 million worth of goods (19 percent of goods exports) and \$192 million worth of services (28 percent of services exports) from California's 36th District in 2012.

Successful implementation of TTIP is estimated to increase California's 36th District's exports to the EU by 31.8 percent and could boost net employment by up to 1,130 jobs.

Current District Exports to European Union (\$ million)



Services Exports, 2012



Estimated Impacts of Full TTIP Implementation on Key Sectors

Top Sectors by Export Increase

Motor Vehicles	+\$58 million
Chemicals	+\$17 million
Other Manufactures	+\$15 million

Estimated Job Growth in Key Sectors

Personal services	+200 jobs
Business services	+170 jobs
Construction	+145 jobs

BOTTOM LINE: Since 2006, California's 36th District's medical equipment and supplies exports to the EU have increased by 55 percent. By reducing barriers to trade and investment, TTIP would facilitate future growth, increasing anticipated U.S. electrical equipment exports by a further 44.1 percent.



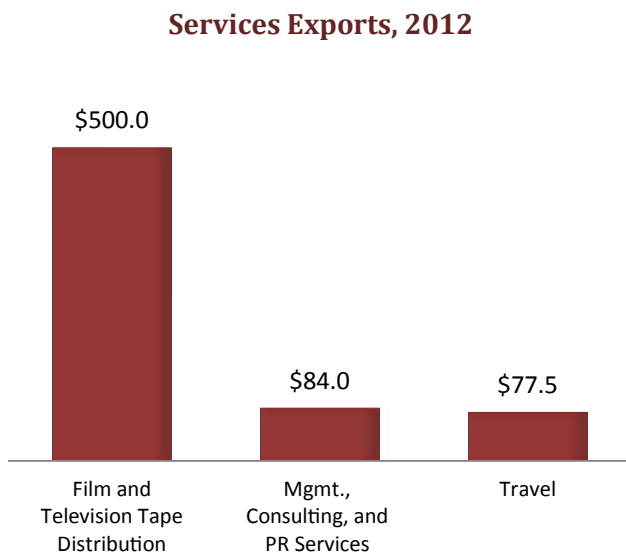
California's 37th District and TTIP

California's 37th District already has a strong trade relationship with the European Union, and a successful conclusion of the **Transatlantic Trade and Investment Partnership (TTIP)** would contribute significantly to the district's future economic growth.

The EU purchased an estimated \$200 million worth of goods (15 percent of goods exports) and \$1.1 billion worth of services (38 percent of services exports) from California's 37th District in 2012.

Successful implementation of TTIP is estimated to increase California's 37th District's exports to the EU by 14.7 percent and could boost net employment by up to 1,425 jobs.

Current District Exports to European Union (\$ million)



Estimated Impacts of Full TTIP Implementation on Key Sectors

Top Sectors by Export Increase

Chemicals	+\$41 million
Motor Vehicles	+\$15 million
Metals and Metal Products	+\$12 million

Estimated Job Growth in Key Sectors

Business services	+310 jobs
Personal services	+165 jobs
Construction	+80 jobs

BOTTOM LINE: Since 2006, California's 37th District's pharmaceuticals exports to the EU have increased by 188 percent. By reducing barriers to trade and investment, TTIP would facilitate future growth, increasing anticipated U.S. chemicals exports by a further 34.2 percent.



California's 38th District and TTIP

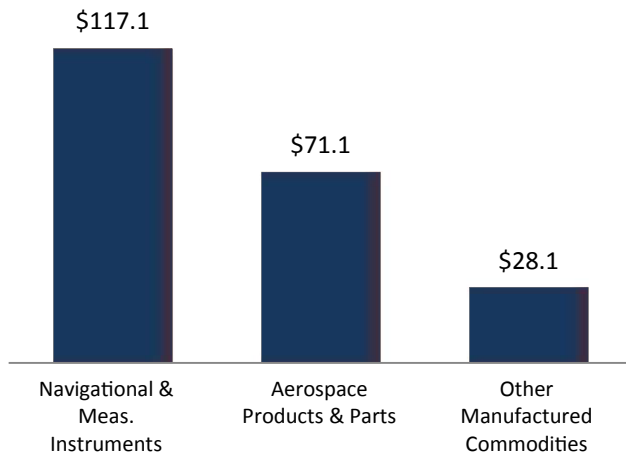
California's 38th District already has a strong trade relationship with the European Union, and a successful conclusion of the **Transatlantic Trade and Investment Partnership (TTIP)** would contribute significantly to the district's future economic growth.

The EU purchased an estimated \$524 million worth of goods (15 percent of goods exports) and \$488 million worth of services (34 percent of services exports) from California's 38th District in 2012.

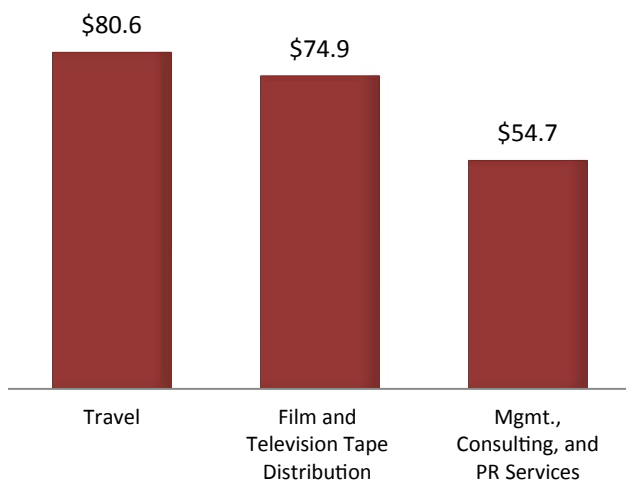
Successful implementation of TTIP is estimated to increase California's 38th District's exports to the EU by 29.3 percent and could boost net employment by up to 1,310 jobs.

Current District Exports to European Union (\$ million)

Goods Exports, 2012



Services Exports, 2012



Estimated Impacts of Full TTIP Implementation on Key Sectors

Top Sectors by Export Increase

Chemicals	+\$93 million
Motor Vehicles	+\$66 million
Metals and Metal Products	+\$61 million

Estimated Job Growth in Key Sectors

Business services	+230 jobs
Personal services	+175 jobs
Other manufactures	+55 jobs

BOTTOM LINE: Since 2006, California's 38th District's medical equipment and supplies exports to the EU have increased by 73 percent. By reducing barriers to trade and investment, TTIP would facilitate future growth, increasing anticipated U.S. electrical equipment exports by a further 44.1 percent.



California's 39th District and TTIP

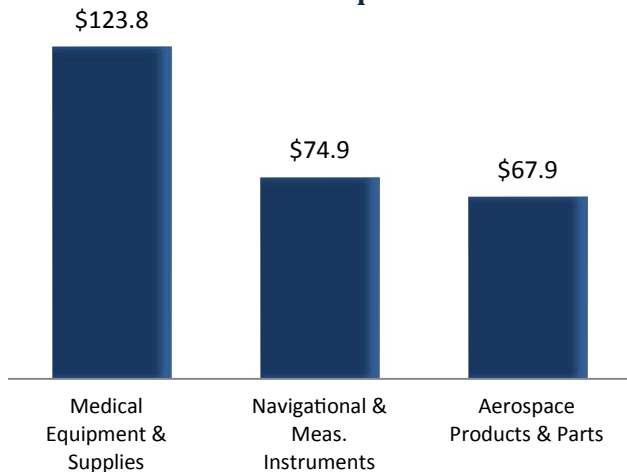
California's 39th District already has a strong trade relationship with the European Union, and a successful conclusion of the **Transatlantic Trade and Investment Partnership (TTIP)** would contribute significantly to the District's future economic growth.

The EU purchased an estimated \$601 million worth of goods (18 percent of goods exports) and \$554 million worth of services (33 percent of services exports) from California's 39th District in 2012.

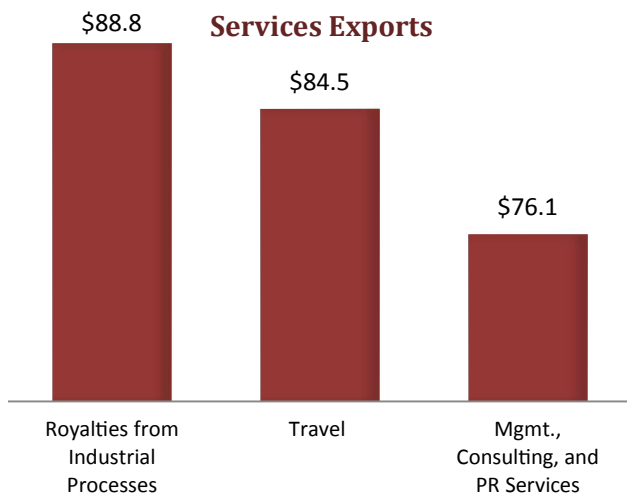
Successful implementation of TTIP is estimated to increase California's 39th District's exports to the EU by 27.8 percent and could boost net employment by up to 1,520 jobs.

2012 District Exports to European Union (\$ million)

Goods Exports



Services Exports



Estimated Impacts of Full TTIP Implementation on Key District Sectors

Top Sectors by Export Increase

Chemicals	+\$81 million
Motor Vehicles	+\$63 million
Metals and Metal Products	+\$51 million

Estimated Job Growth in Key Sectors

Business services	+300 jobs
Personal services	+210 jobs
Construction	+100 jobs

BOTTOM LINE: Since 2006, the 39th District's medical equipment and supplies exports to the EU have increased by 104 percent. By reducing barriers to trade and investment, TTIP would facilitate future growth, increasing anticipated electrical equipment exports by a further 44 percent.



California's 40th District and TTIP

California's 40th District already has a strong trade relationship with the European Union, and a successful conclusion of the **Transatlantic Trade and Investment Partnership (TTIP)** would contribute significantly to the district's future economic growth.

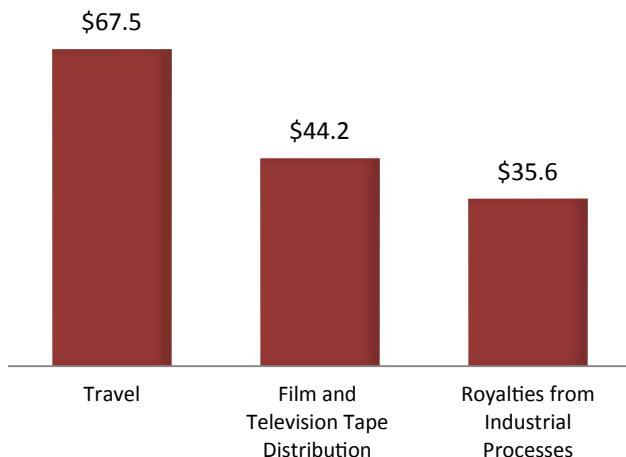
The EU purchased an estimated \$381 million worth of goods (13 percent of goods exports) and \$328 million worth of services (34 percent of services exports) from California's 40th District in 2012.

Successful implementation of TTIP is estimated to increase California's 40th District's exports to the EU by 30.1 percent and could boost net employment by up to 1,025 jobs.

Current District Exports to European Union (\$ million)



Services Exports, 2012



Estimated Impacts of Full TTIP Implementation on Key Sectors

Top Sectors by Export Increase

Chemicals	+\$75 million
Metals and Metal Products	+\$50 million
Motor Vehicles	+\$46 million

Estimated Job Growth in Key Sectors

Business services	+170 jobs
Personal services	+135 jobs
Other manufactures	+60 jobs

BOTTOM LINE: Since 2006, California's 40th District's apparel exports to the EU have increased by 109 percent. By reducing barriers to trade and investment, TTIP would facilitate future growth, increasing anticipated U.S. misc. manufactured products (like apparel) exports by a further 16.7 percent.



California's 41st District and TTIP

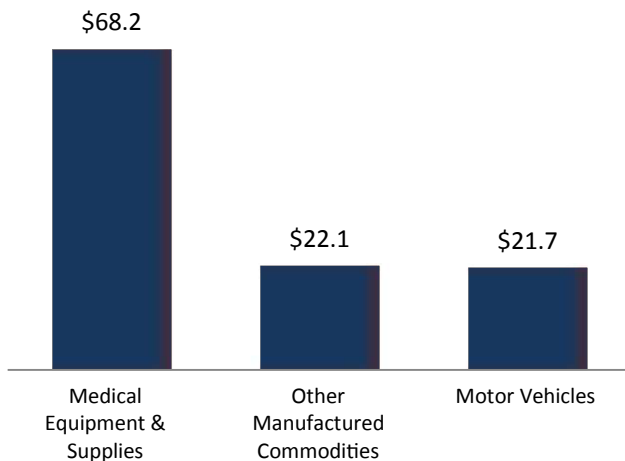
California's 41st District already has a strong trade relationship with the European Union, and a successful conclusion of the **Transatlantic Trade and Investment Partnership (TTIP)** would contribute significantly to the district's future economic growth.

The EU purchased an estimated \$234 million worth of goods (15 percent of goods exports) and \$163 million worth of services (27 percent of services exports) from California's 41st District in 2012.

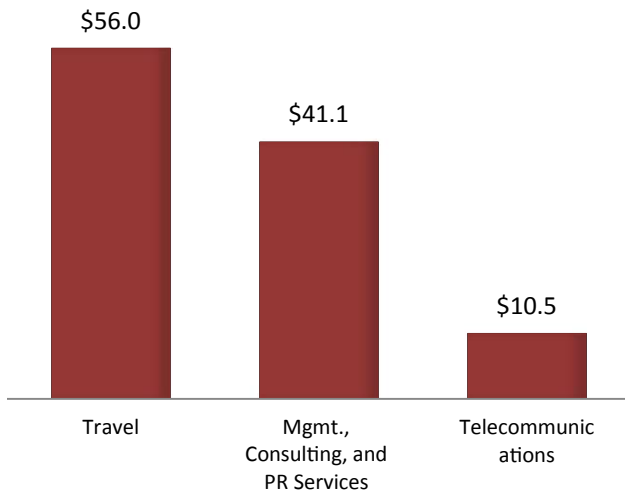
Successful implementation of TTIP is estimated to increase California's 41st District's exports to the EU by 55.3 percent and could boost net employment by up to 850 jobs.

Current District Exports to European Union (\$ million)

Goods Exports, 2012



Services Exports, 2012



Estimated Impacts of Full TTIP Implementation on Key Sectors

Top Sectors by Export Increase

Motor Vehicles	+\$176 million
Chemicals	+\$36 million
Metals and Metal Products	+\$26 million

Estimated Job Growth in Key Sectors

Personal services	+140 jobs
Business services	+120 jobs
Construction	+90 jobs

BOTTOM LINE: Since 2006, California's 41st District's medical equipment and supplies exports to the EU have increased by 55 percent. By reducing barriers to trade and investment, TTIP would facilitate future growth, increasing anticipated U.S. electrical equipment exports by a further 44.1 percent.



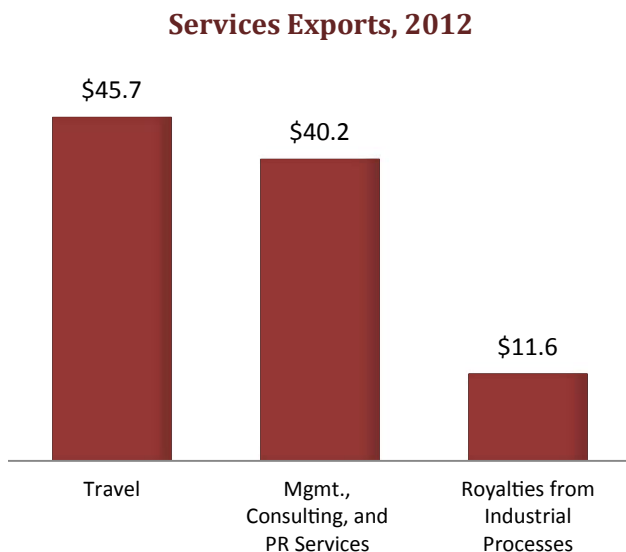
California's 42nd District and TTIP

California's 42nd District already has a strong trade relationship with the European Union, and a successful conclusion of the **Transatlantic Trade and Investment Partnership (TTIP)** would contribute significantly to the district's future economic growth.

The EU purchased an estimated \$341 million worth of goods (17 percent of goods exports) and \$141 million worth of services (30 percent of services exports) from California's 42nd District in 2012.

Successful implementation of TTIP is estimated to increase California's 42nd District's exports to the EU by 54.3 percent and could boost net employment by up to 805 jobs.

Current District Exports to European Union (\$ million)



Estimated Impacts of Full TTIP Implementation on Key Sectors

Top Sectors by Export Increase

Motor Vehicles	+\$196 million
Chemicals	+\$56 million
Metals and Metal Products	+\$30 million

Estimated Job Growth in Key Sectors

Business services	+125 jobs
Personal services	+115 jobs
Construction	+100 jobs

BOTTOM LINE: Since 2006, California's 42nd District's medical equipment and supplies exports to the EU have increased by 56 percent. By reducing barriers to trade and investment, TTIP would facilitate future growth, increasing anticipated U.S. electrical equipment exports by a further 44.1 percent.



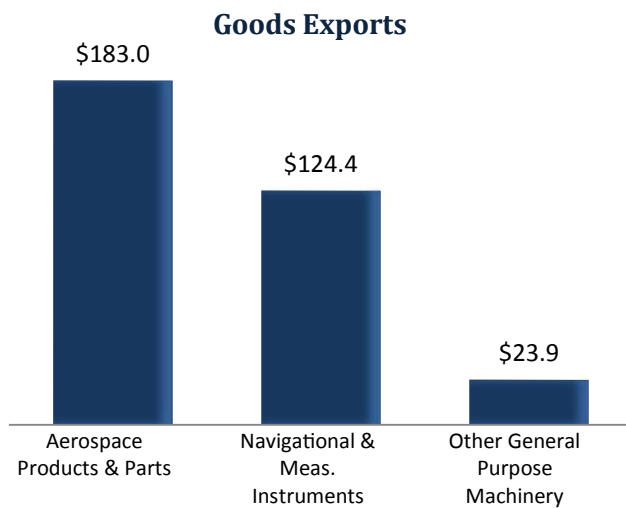
California's 43rd District and TTIP

California's 43rd District already has a strong trade relationship with the European Union, and a successful conclusion of the **Transatlantic Trade and Investment Partnership (TTIP)** would contribute significantly to the District's future economic growth.

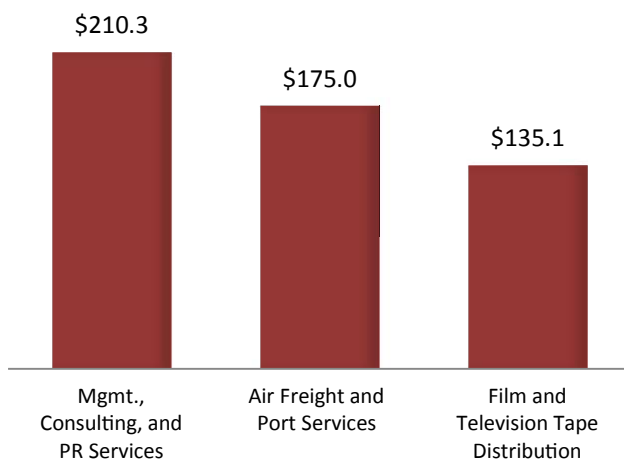
The EU purchased an estimated \$600 million worth of goods (17 percent of goods exports) and \$994 million worth of services (36 percent of services exports) from California's 43rd District in 2012.

Successful implementation of TTIP is estimated to increase California's 43rd District's exports to the EU by 27.1 percent and could boost net employment by up to 1,530 jobs.

2012 District Exports to European Union (\$ million)



Services Exports



Estimated Impacts of Full TTIP Implementation on Key District Sectors

Top Sectors by Export Increase

Chemicals	+\$82 million
Motor Vehicles	+\$77 million
Other Transportation Equipment	+\$70 million

Estimated Job Growth in Key Sectors

Business services	+315 jobs
Personal services	+175 jobs
Other Transportation Equipment	+60 jobs

BOTTOM LINE: Since 2006, the 43rd District's pharmaceutical exports to the EU have increased by 191 percent. By reducing barriers to trade and investment, TTIP would facilitate future growth, increasing anticipated chemical product exports by a further 34 percent.



California's 44th District and TTIP

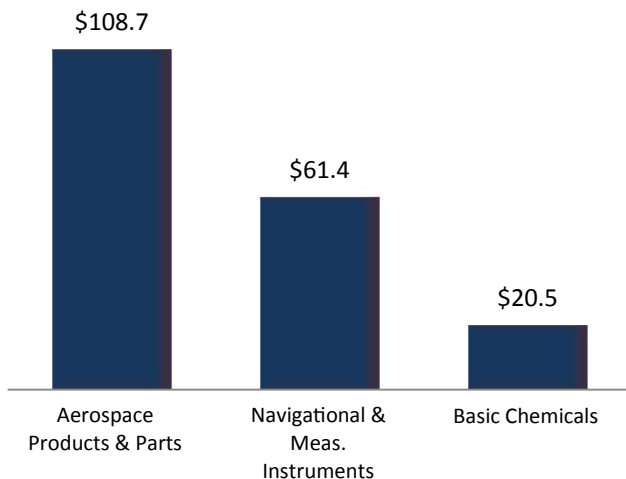
California's 44th District already has a strong trade relationship with the European Union, and a successful conclusion of the **Transatlantic Trade and Investment Partnership (TTIP)** would contribute significantly to the district's future economic growth.

The EU purchased an estimated \$425 million worth of goods (13 percent of goods exports) and \$536 million worth of services (32 percent of services exports) from California's 44th District in 2012.

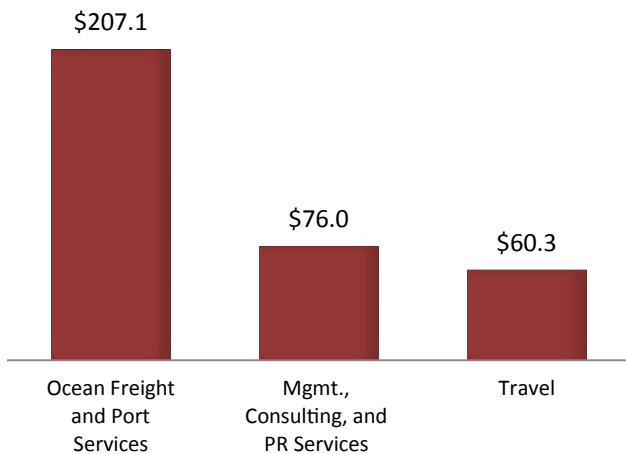
Successful implementation of TTIP is estimated to increase California's 44th District's exports to the EU by 29.6 percent and could boost net employment by up to 915 jobs.

Current District Exports to European Union (\$ million)

Goods Exports, 2012



Services Exports, 2012



Estimated Impacts of Full TTIP Implementation on Key Sectors

Top Sectors by Export Increase

Chemicals	+\$85 million
Metals and Metal Products	+\$52 million
Other Transport Equipment	+\$46 million

Estimated Job Growth in Key Sectors

Business services	+155 jobs
Personal services	+120 jobs
Other manufactures	+35 jobs

BOTTOM LINE: Since 2006, California's 44th District's chemicals exports to the EU have increased by 34 percent. By reducing barriers to trade and investment, TTIP would facilitate future growth, increasing anticipated U.S. chemicals exports by a further 34.2 percent.



California's 45th District and TTIP

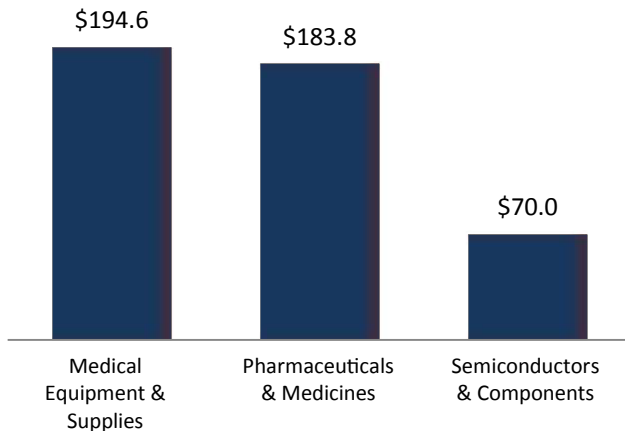
California's 45th District already has a strong trade relationship with the European Union, and a successful conclusion of the **Transatlantic Trade and Investment Partnership (TTIP)** would contribute significantly to the district's future economic growth.

The EU purchased an estimated \$838 million worth of goods (20 percent of goods exports) and \$1.1 billion worth of services (34 percent of services exports) from California's 45th District in 2012.

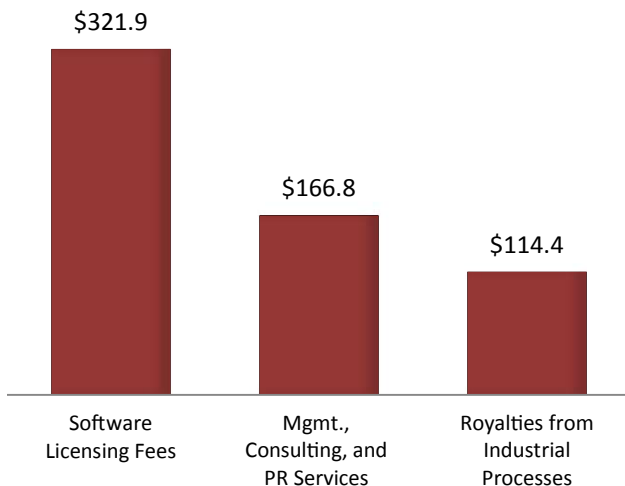
Successful implementation of TTIP is estimated to increase California's 45th District's exports to the EU by 22.2 percent and could boost net employment by up to 2,115 jobs.

Current District Exports to European Union (\$ million)

Goods Exports, 2012



Services Exports, 2012



Estimated Impacts of Full TTIP Implementation on Key Sectors

Top Sectors by Export Increase

Chemicals	+\$123 million
Electrical Machinery	+\$79 million
Motor Vehicles	+\$37 million

Estimated Job Growth in Key Sectors

Business services	+515 jobs
Personal services	+235 jobs
Construction	+205 jobs

BOTTOM LINE: Since 2006, California's 45th District's medical equipment and supplies exports to the EU have increased by 106 percent. By reducing barriers to trade and investment, TTIP would facilitate future growth, increasing anticipated U.S. electrical equipment exports by a further 34.2 percent.



California's 46th District and TTIP

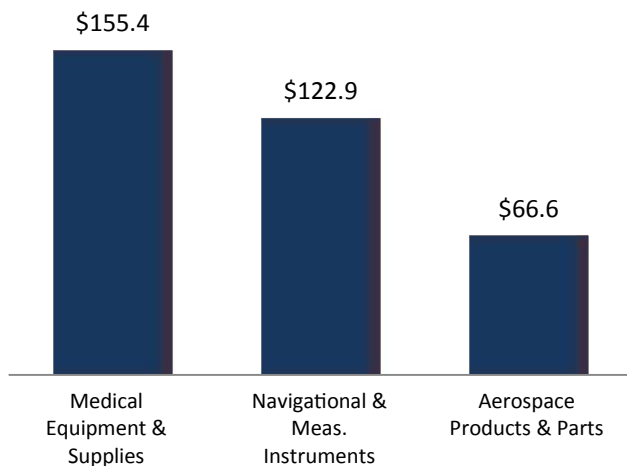
California's 46th District already has a strong trade relationship with the European Union, and a successful conclusion of the **Transatlantic Trade and Investment Partnership (TTIP)** would contribute significantly to the district's future economic growth.

The EU purchased an estimated \$760 million worth of goods (18 percent of goods exports) and \$520 million worth of services (34 percent of services exports) from California's 46th District in 2012.

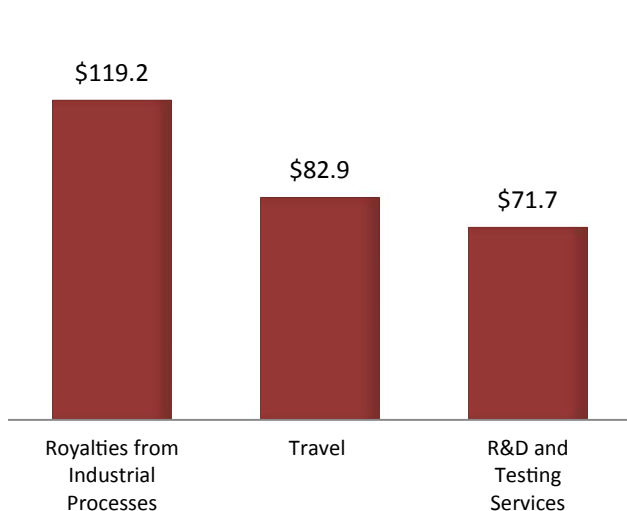
Successful implementation of TTIP is estimated to increase California's 46th District's exports to the EU by 27.9 percent and could boost net employment by up to 1,600 jobs.

Current District Exports to European Union (\$ million)

Goods Exports, 2012



Services Exports, 2012



Estimated Impacts of Full TTIP Implementation on Key Sectors

Top Sectors by Export Increase

Chemicals	+\$79 million
Motor Vehicles	+\$70 million
Electrical Machinery	+\$61 million

Estimated Job Growth in Key Sectors

Business services	+335 jobs
Personal services	+195 jobs
Construction	+105 jobs

BOTTOM LINE: Since 2006, California's 46th District's medical equipment and supplies exports to the EU have increased by 106 percent. By reducing barriers to trade and investment, TTIP would facilitate future growth, increasing anticipated U.S. electrical equipment exports by a further 44.1 percent.



California's 47th District and TTIP

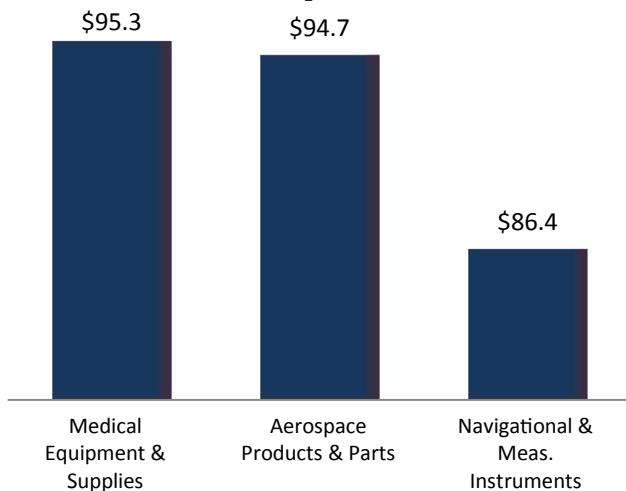
California's 47th District already has a strong trade relationship with the European Union, and a successful conclusion of the **Transatlantic Trade and Investment Partnership (TTIP)** would contribute significantly to the district's future economic growth.

The EU purchased an estimated \$552 million worth of goods (18 percent of goods exports) and \$903 million worth of services (33 percent of services exports) from California's 47th District in 2012.

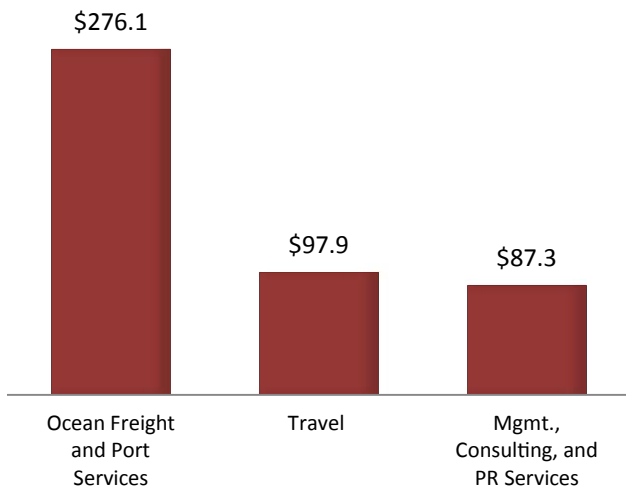
Successful implementation of TTIP is estimated to increase California's 47th District's exports to the EU by 24.6 percent and could boost net employment by up to 1,530 jobs.

Current District Exports to European Union (\$ million)

Goods Exports, 2012



Services Exports, 2012



Estimated Impacts of Full TTIP Implementation on Key Sectors

Top Sectors by Export Increase

Chemicals	+\$69 million
Motor Vehicles	+\$46 million
Other Transport Equipment	+\$41 million

Estimated Job Growth in Key Sectors

Business services	+300 jobs
Personal services	+225 jobs
Construction	+75 jobs

BOTTOM LINE: Since 2006, California's 47th District's medical equipment and supplies exports to the EU have increased by 102 percent. By reducing barriers to trade and investment, TTIP would facilitate future growth, increasing anticipated U.S. electrical equipment exports by a further 44.1 percent.



California's 48th District and TTIP

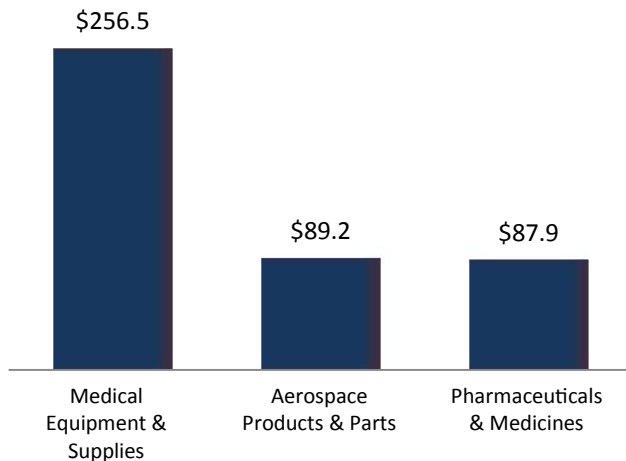
California's 48th District already has a strong trade relationship with the European Union, and a successful conclusion of the **Transatlantic Trade and Investment Partnership (TTIP)** would contribute significantly to the district's future economic growth.

The EU purchased an estimated \$797 million worth of goods (21 percent of goods exports) and \$982 million worth of services (34 percent of services exports) from California's 48th District in 2012.

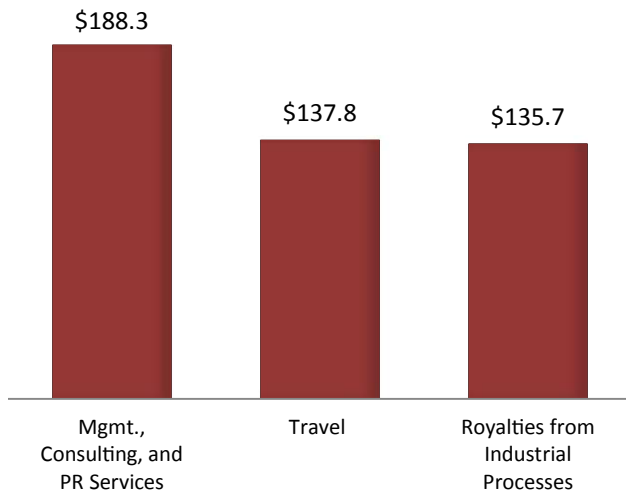
Successful implementation of TTIP is estimated to increase California's 48th District's exports to the EU by 20 percent and could boost net employment by up to 2,650 jobs.

Current District Exports to European Union (\$ million)

Goods Exports, 2012



Services Exports, 2012



Estimated Impacts of Full TTIP Implementation on Key Sectors

Top Sectors by Export Increase

Chemicals	+\$88 million
Electrical Machinery	+\$51 million
Other Transport Equipment	+\$41 million

Estimated Job Growth in Key Sectors

Business services	+610 jobs
Personal services	+340 jobs
Construction	+235 jobs

BOTTOM LINE: Since 2006, California's 48th District's medical equipment and supplies exports to the EU have increased by 106 percent. By reducing barriers to trade and investment, TTIP would facilitate future growth, increasing anticipated U.S. electrical equipment exports by a further 44.1 percent.



California's 49th District and TTIP

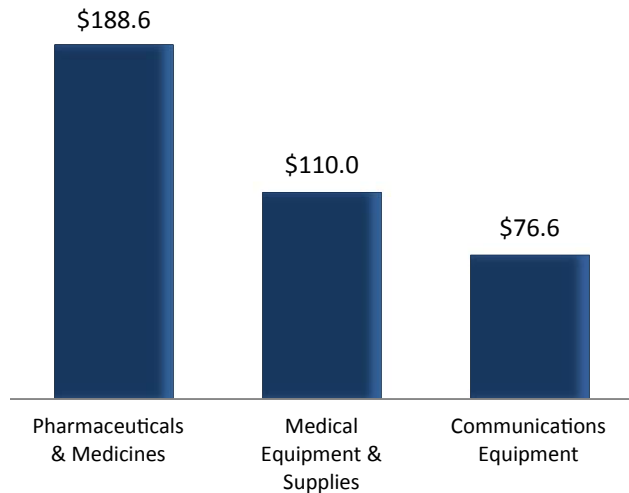
California's 49th District already has a strong trade relationship with the European Union, and a successful conclusion of the **Transatlantic Trade and Investment Partnership (TTIP)** would contribute significantly to the District's future economic growth.

The EU purchased an estimated \$740 million worth of goods (21 percent of goods exports) and \$709 million worth of services (32 percent of services exports) from California's 49th District in 2012.

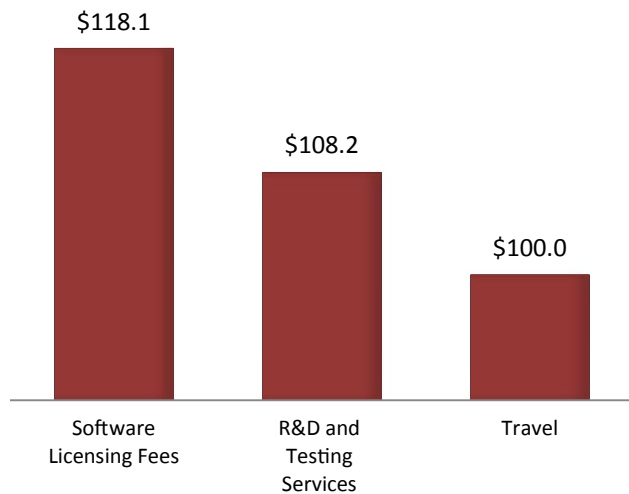
Successful implementation of TTIP is estimated to increase California's 49th District's exports to the EU by 21.8 percent and could boost net employment by up to 1,665 jobs.

2012 District Exports to European Union (\$ million)

Goods Exports



Services Exports



Estimated Impacts of Full TTIP Implementation on Key District Sectors

Top Sectors by Export Increase

Chemicals	+\$115 million
Electrical Machinery	+\$62 million
Other Transport Equipment	+\$27 million

Estimated Job Growth in Key Sectors

Business services	+375 jobs
Personal services	+225 jobs
Construction	+155 jobs

BOTTOM LINE: Since 2006, the 49th District's pharmaceutical and medicine exports to the EU have increased by 88 percent. By reducing barriers to trade and investment, TTIP would facilitate future growth, increasing anticipated chemical product exports by a further 34 percent.



California's 50th District and TTIP

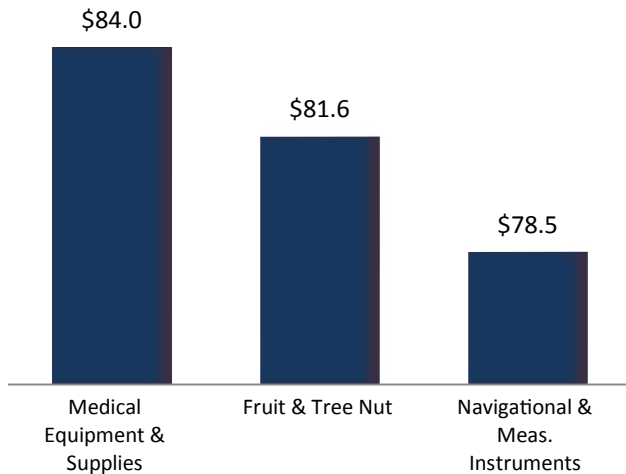
California's 50th District already has a strong trade relationship with the European Union, and a successful conclusion of the **Transatlantic Trade and Investment Partnership (TTIP)** would contribute significantly to the district's future economic growth.

The EU purchased an estimated \$596 million worth of goods (19 percent of goods exports) and \$478 million worth of services (33 percent of services exports) from California's 50th District in 2012.

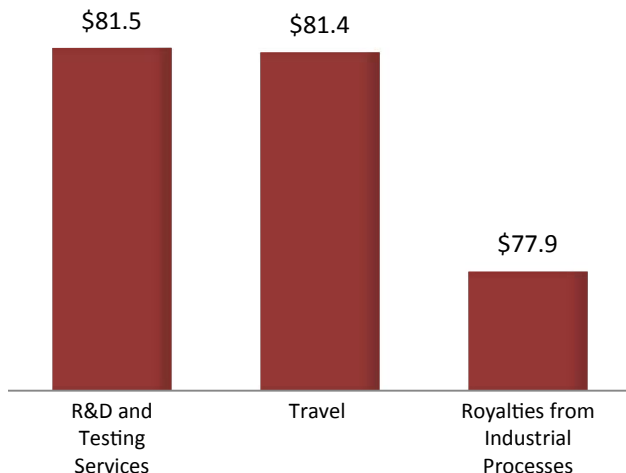
Successful implementation of TTIP is estimated to increase California's 50th District's exports to the EU by 24.9 percent and could boost net employment by up to 1,365 jobs.

Current District Exports to European Union (\$ million)

Goods Exports, 2012



Services Exports, 2012



Estimated Impacts of Full TTIP Implementation on Key Sectors

Top Sectors by Export Increase

Motor Vehicles	+\$52 million
Chemicals	+\$48 million
Electrical Machinery	+\$42 million

Estimated Job Growth in Key Sectors

Business services	+270 jobs
Personal services	+185 jobs
Construction	+105 jobs

BOTTOM LINE: Since 2006, California's 50th District's medical equipment and supplies exports to the EU have increased by 85 percent. By reducing barriers to trade and investment, TTIP would facilitate future growth, increasing anticipated U.S. electrical equipment exports by a further 44.1 percent.



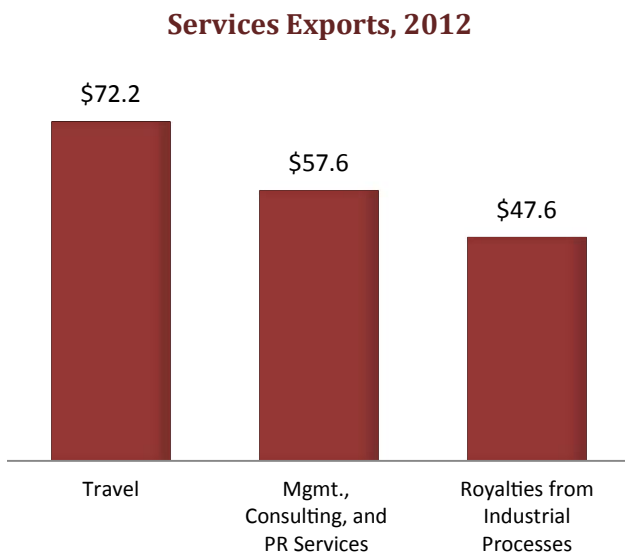
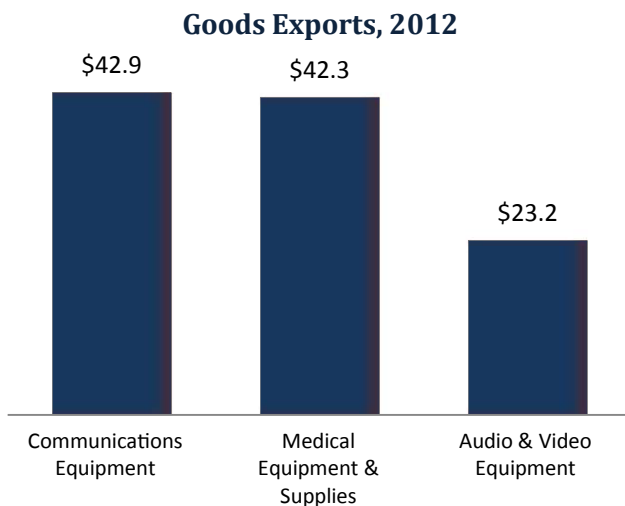
California's 51st District and TTIP

California's 51st District already has a strong trade relationship with the European Union, and a successful conclusion of the **Transatlantic Trade and Investment Partnership (TTIP)** would contribute significantly to the district's future economic growth.

The EU purchased an estimated \$265 million worth of goods (14 percent of goods exports) and \$296 million worth of services (33 percent of services exports) from California's 51st District in 2012.

Successful implementation of TTIP is estimated to increase California's 51st District's exports to the EU by 22.4 percent and could boost net employment by up to 925 jobs.

Current District Exports to European Union (\$ million)



Estimated Impacts of Full TTIP Implementation on Key Sectors

Top Sectors by Export Increase

Electrical Machinery	+\$29 million
Chemicals	+\$23 million
Processed Foods	+\$15 million

Estimated Job Growth in Key Sectors

Business services	+165 jobs
Personal services	+160 jobs
Construction	+55 jobs

BOTTOM LINE: Since 2006, California's 51st District's medical equipment and supplies exports to the EU have increased by 92 percent. By reducing barriers to trade and investment, TTIP would facilitate future growth, increasing anticipated U.S. electrical equipment exports by a further 44.1 percent.



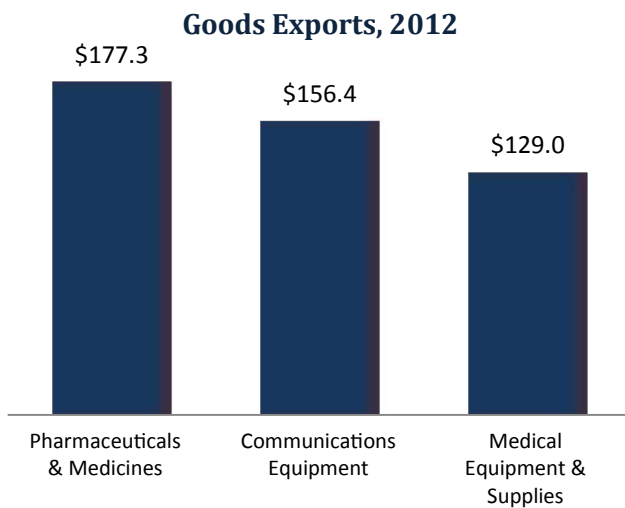
California's 52nd District and TTIP

California's 52nd District already has a strong trade relationship with the European Union, and a successful conclusion of the **Transatlantic Trade and Investment Partnership (TTIP)** would contribute significantly to the district's future economic growth.

The EU purchased an estimated \$970 million worth of goods (20 percent of goods exports) and \$1.2 billion worth of services (34 percent of services exports) from California's 52nd District in 2012.

Successful implementation of TTIP is estimated to increase California's 52nd District's exports to the EU by 19.4 percent and could boost net employment by up to 2,485 jobs.

Current District Exports to European Union (\$ million)



Estimated Impacts of Full TTIP Implementation on Key Sectors

Top Sectors by Export Increase

Chemicals	+\$106 million
Electrical Machinery	+\$102 million
Other Machinery	+\$47 million

Estimated Job Growth in Key Sectors

Business services	+550 jobs
Personal services	+380 jobs
Construction	+215 jobs

BOTTOM LINE: Since 2006, California's 52nd District's pharmaceuticals exports to the EU have increased by 97 percent. By reducing barriers to trade and investment, TTIP would facilitate future growth, increasing anticipated U.S. chemicals exports by a further 34.2 percent.



California's 53rd District and TTIP

California's 53rd District already has a strong trade relationship with the European Union, and a successful conclusion of the **Transatlantic Trade and Investment Partnership (TTIP)** would contribute significantly to the district's future economic growth.

The EU purchased an estimated \$348 million worth of goods (19 percent of goods exports) and \$463 million worth of services (32 percent of services exports) from California's 53rd District in 2012.

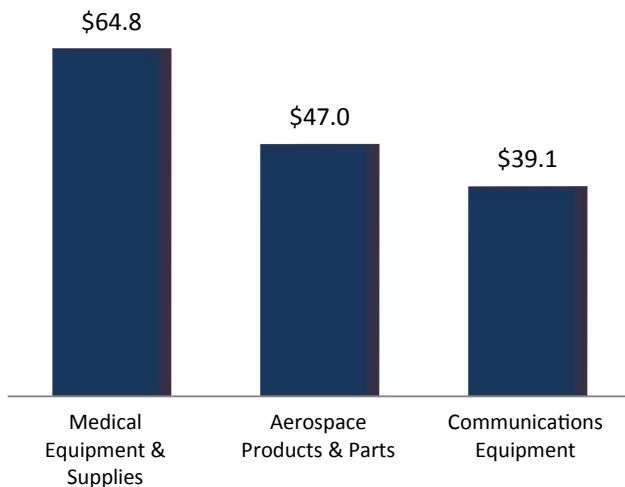
Successful implementation of TTIP is estimated to increase California's 53rd District's exports to the EU by 17.1 percent and could boost net employment by up to 1,400 jobs.

Current District Exports to European Union (\$ million)

Estimated Impacts of Full TTIP Implementation on Key Sectors

Goods Exports, 2012

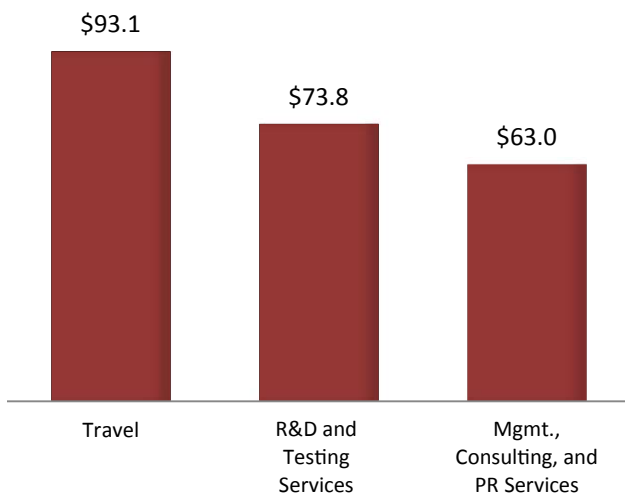
Top Sectors by Export Increase



Electrical Machinery	+\$28 million
Chemicals	+\$26 million
Other Transport Equipment	+\$21 million

Services Exports, 2012

Estimated Job Growth in Key Sectors



Business services	+300 jobs
Personal services	+210 jobs
Construction	+105 jobs

BOTTOM LINE: Since 2006, California's 53rd District's medical equipment exports to the EU have increased by 92 percent. By reducing barriers to trade and investment, TTIP would facilitate future growth, increasing anticipated U.S. electrical equipment exports by a further 44.1 percent.



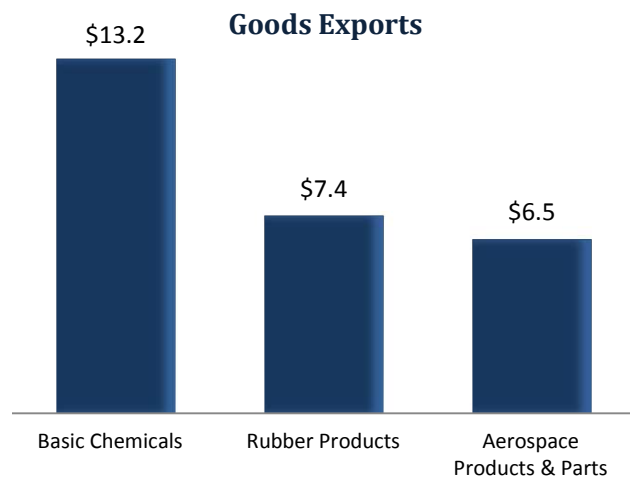
Colorado's 1st District and TTIP

Colorado's 1st District already has a strong trade relationship with the European Union, and a successful conclusion of the **Transatlantic Trade and Investment Partnership (TTIP)** would contribute significantly to the District's future economic growth.

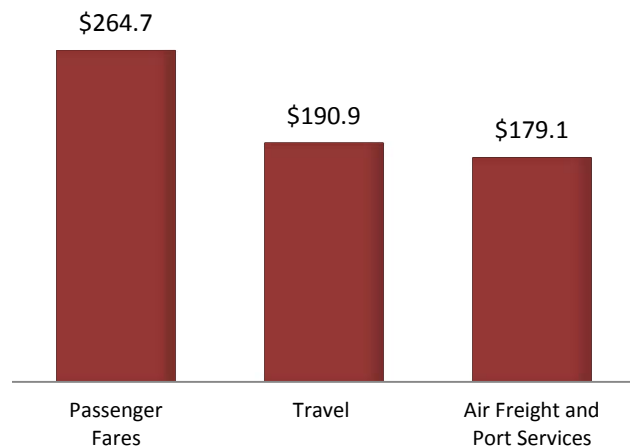
The EU purchased an estimated \$99 million worth of goods (13 percent of goods exports) and \$1.3 billion worth of services (30 percent of services exports) from Colorado's 1st District in 2012.

Successful implementation of TTIP is estimated to increase Colorado's 1st District's exports to the EU by 11.8 percent and could boost net employment by up to 3,030 jobs.

2012 District Exports to European Union (\$ million)



Services Exports



Estimated Impacts of Full TTIP Implementation on Key District Sectors

Top Sectors by Export Increase

Motor Vehicles	+\$44 million
Chemicals	+\$24 million
Business Services	+\$14 million

Estimated Job Growth in Key Sectors

Business services	+700 jobs
Personal services	+480 jobs
Construction	+160 jobs

BOTTOM LINE: Since 2006, the 1st District's exports of passenger fares to the EU have increased by 29 percent. By reducing barriers to trade and investment, TTIP would facilitate future growth, increasing anticipated air transport exports by a further 2 percent.



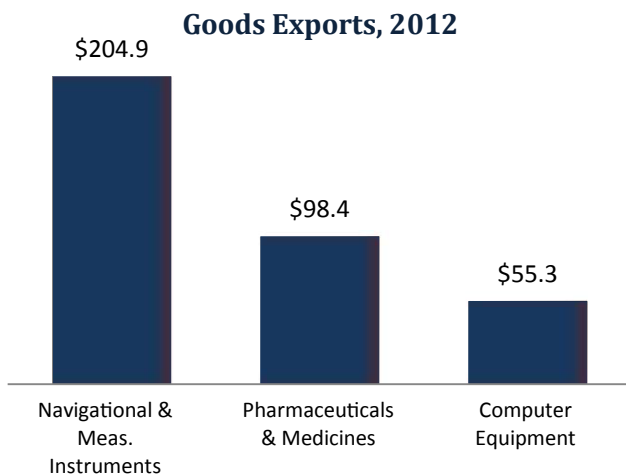
Colorado's 2nd District and TTIP

Colorado's 2nd District already has a strong trade relationship with the European Union, and a successful conclusion of the **Transatlantic Trade and Investment Partnership (TTIP)** would contribute significantly to the district's future economic growth.

The EU purchased an estimated \$540 million worth of goods (23 percent of goods exports) and \$868 million worth of services (33 percent of services exports) from Colorado's 2nd District in 2012.

Successful implementation of TTIP is estimated to increase Colorado's 2nd District's exports to the EU by 22.2 percent and could boost net employment by up to 2,165 jobs.

Current District Exports to European Union (\$ million)



Estimated Impacts of Full TTIP Implementation on Key Sectors

Top Sectors by Export Increase

Electrical Machinery	+\$83 million
Chemicals	+\$47 million
Motor Vehicles	+\$29 million

Estimated Job Growth in Key Sectors

Business services	+475 jobs
Personal services	+465 jobs
Construction	+135 jobs

BOTTOM LINE: Since 2006, Colorado's 2nd District's pharmaceuticals exports to the EU have increased by 626 percent. By reducing barriers to trade and investment, TTIP would facilitate future growth, increasing anticipated U.S. chemicals exports by a further 34.2 percent.



Colorado's 3rd District and TTIP

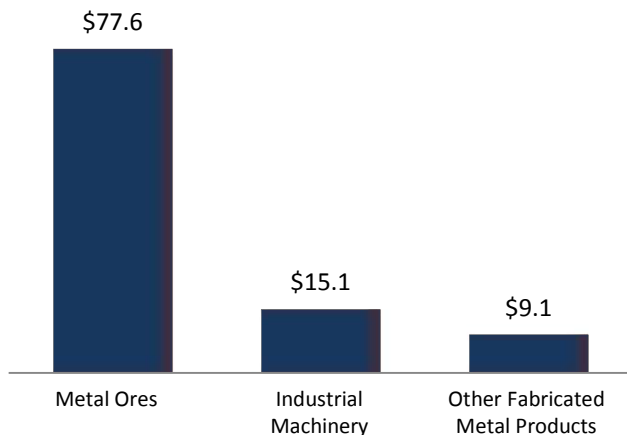
Colorado's 3rd District already has a strong trade relationship with the European Union, and a successful conclusion of the **Transatlantic Trade and Investment Partnership (TTIP)** would contribute significantly to the district's future economic growth.

The EU purchased an estimated \$162 million worth of goods (18 percent of goods exports) and \$288 million worth of services (26 percent of services exports) from Colorado's 3rd District in 2012.

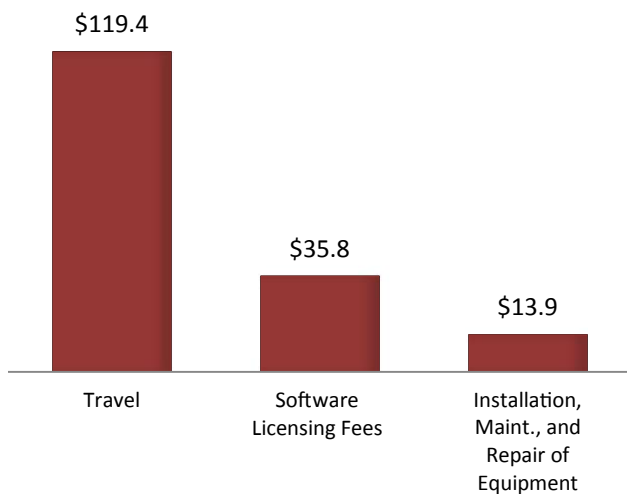
Successful implementation of TTIP is estimated to increase Colorado's 3rd District's exports to the EU by 14.6 percent and could boost net employment by up to 1,650 jobs.

Current District Exports to European Union (\$ million)

Goods Exports, 2012



Services Exports, 2012



Estimated Impacts of Full TTIP Implementation on Key Sectors

Top Sectors by Export Increase

Metals and Metal Products	+\$20 million
Motor Vehicles	+\$14 million
Chemicals	+\$10 million

Estimated Job Growth in Key Sectors

Personal services	+350 jobs
Business services	+275 jobs
Construction	+130 jobs

BOTTOM LINE: Since 2006, Colorado's 3rd District's fabricated metal products exports to the EU have increased by 548 percent. By reducing barriers to trade and investment, TTIP would facilitate future growth, increasing anticipated U.S. metal and metal products exports by a further 88.1 percent.



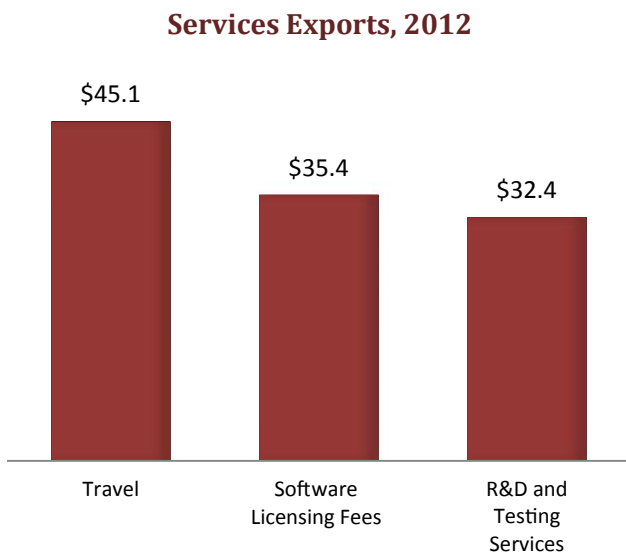
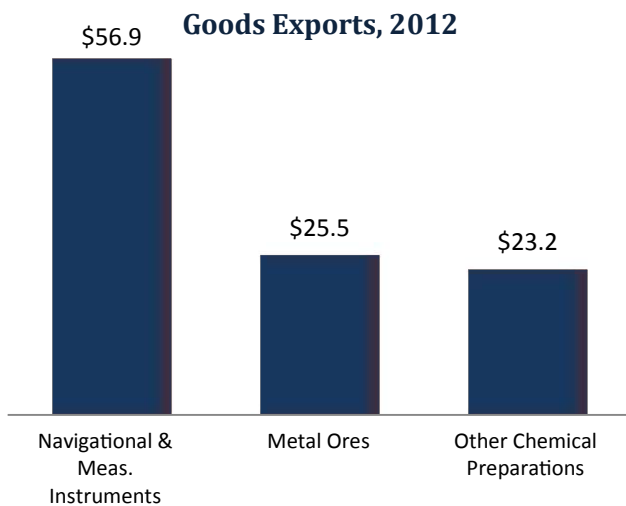
Colorado's 4th District and TTIP

Colorado's 4th District already has a strong trade relationship with the European Union, and a successful conclusion of the **Transatlantic Trade and Investment Partnership (TTIP)** would contribute significantly to the district's future economic growth.

The EU purchased an estimated \$242 million worth of goods (9 percent of goods exports) and \$266 million worth of services (29 percent of services exports) from Colorado's 4th District in 2012.

Successful implementation of TTIP is estimated to increase Colorado's 4th District's exports to the EU by 28.4 percent and could boost net employment by up to 1,340 jobs.

Current District Exports to European Union (\$ million)



Estimated Impacts of Full TTIP Implementation on Key Sectors

Top Sectors by Export Increase

Chemicals	+\$66 million
Motor Vehicles	+\$63 million
Electrical Machinery	+\$23 million

Estimated Job Growth in Key Sectors

Business services	+245 jobs
Personal services	+215 jobs
Construction	+130 jobs

BOTTOM LINE: Since 2006, Colorado's 4th District's motor vehicle parts exports to the EU have increased by 300 percent. By reducing barriers to trade and investment, TTIP would facilitate future growth, increasing anticipated U.S. motor vehicle exports by a further 346.8 percent.



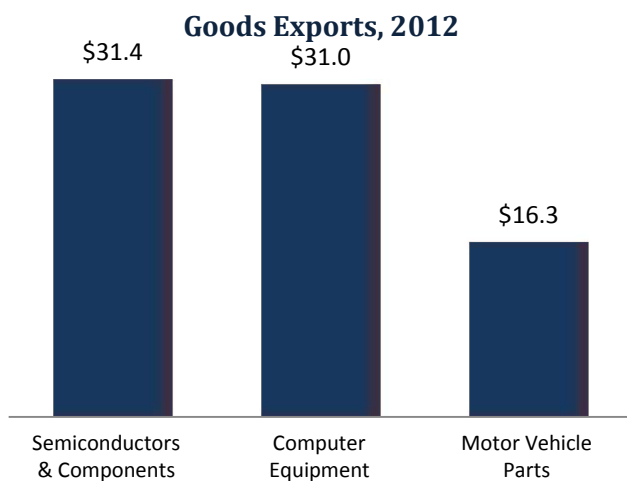
Colorado's 5th District and TTIP

Colorado's 5th District already has a strong trade relationship with the European Union, and a successful conclusion of the **Transatlantic Trade and Investment Partnership (TTIP)** would contribute significantly to the district's future economic growth.

The EU purchased an estimated \$135 million worth of goods (21 percent of goods exports) and \$431 million worth of services (31 percent of services exports) from Colorado's 5th District in 2012.

Successful implementation of TTIP is estimated to increase Colorado's 5th District's exports to the EU by 28.6 percent and could boost net employment by up to 1,515 jobs.

Current District Exports to European Union (\$ million)



Estimated Impacts of Full TTIP Implementation on Key Sectors

Top Sectors by Export Increase

Motor Vehicles	+\$66 million
Electrical Machinery	+\$24 million
Metals and Metal Products	+\$7 million

Estimated Job Growth in Key Sectors

Business services	+335 jobs
Personal services	+285 jobs
Construction	+105 jobs

BOTTOM LINE: Since 2006, Colorado's 5th District's motor vehicle parts exports to the EU have increased by 724 percent. By reducing barriers to trade and investment, TTIP would facilitate future growth, increasing anticipated U.S. motor vehicle exports by a further 346.8 percent.



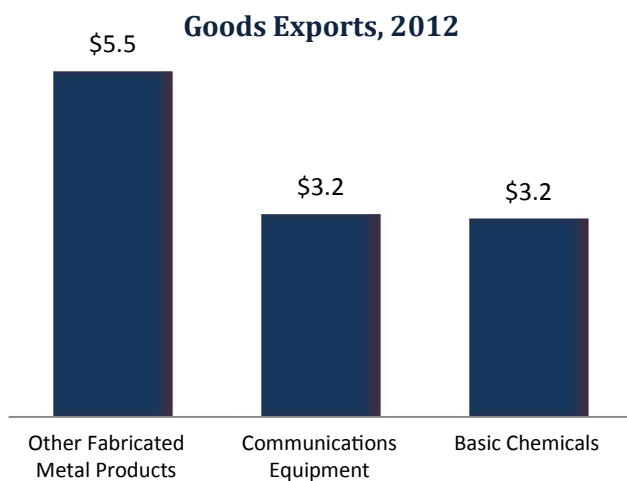
Colorado's 6th District and TTIP

Colorado's 6th District already has a strong trade relationship with the European Union, and a successful conclusion of the **Transatlantic Trade and Investment Partnership (TTIP)** would contribute significantly to the district's future economic growth.

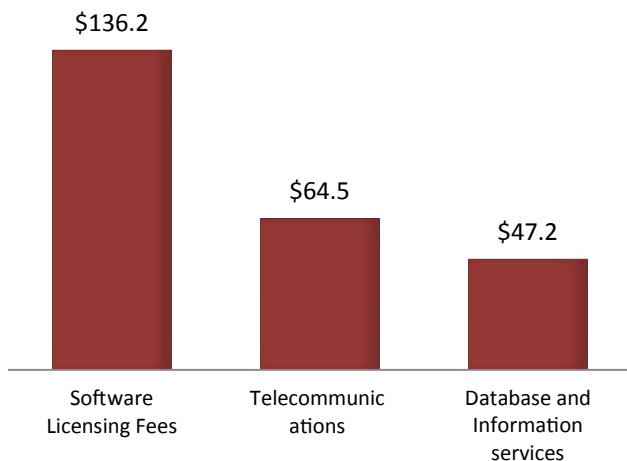
The EU purchased an estimated \$41 million worth of goods (14 percent of goods exports) and \$559 million worth of services (32 percent of services exports) from Colorado's 6th District in 2012.

Successful implementation of TTIP is estimated to increase Colorado's 6th District's exports to the EU by 17.6 percent and could boost net employment by up to 1,890 jobs.

Current District Exports to European Union (\$ million)



Services Exports, 2012



Estimated Impacts of Full TTIP Implementation on Key Sectors

Top Sectors by Export Increase

Motor Vehicles	+\$46 million
Communications	+\$16 million
Chemicals	+\$10 million

Estimated Job Growth in Key Sectors

Business services	+425 jobs
Personal services	+240 jobs
Construction	+165 jobs

BOTTOM LINE: Since 2006, Colorado's 6th District's motor vehicle exports to the EU have increased by 181 percent. By reducing barriers to trade and investment, TTIP would facilitate future growth, increasing anticipated U.S. motor vehicle exports by a further 346.8 percent.



Colorado's 7th District and TTIP

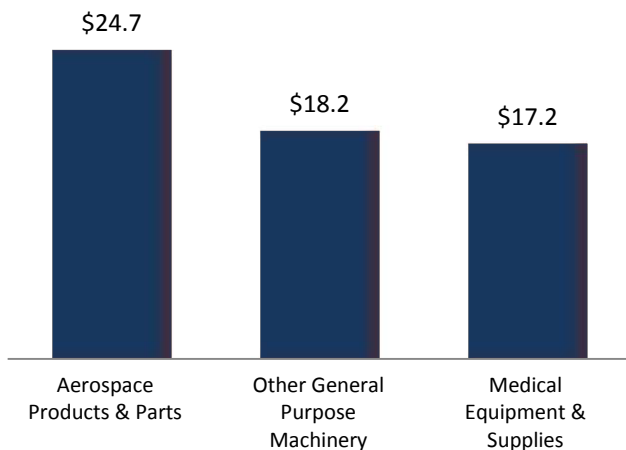
Colorado's 7th District already has a strong trade relationship with the European Union, and a successful conclusion of the **Transatlantic Trade and Investment Partnership (TTIP)** would contribute significantly to the district's future economic growth.

The EU purchased an estimated \$160 million worth of goods (16 percent of goods exports) and \$259 million worth of services (30 percent of services exports) from Colorado's 7th District in 2012.

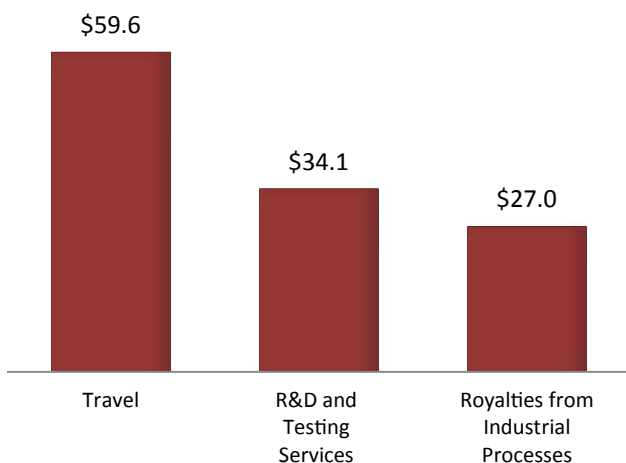
Successful implementation of TTIP is estimated to increase Colorado's 7th District's exports to the EU by 25.6 percent and could boost net employment by up to 1,580 jobs.

Current District Exports to European Union (\$ million)

Goods Exports, 2012



Services Exports, 2012



Estimated Impacts of Full TTIP Implementation on Key Sectors

Top Sectors by Export Increase

Motor Vehicles	+\$39 million
Chemicals	+\$22 million
Metals and Metal Products	+\$17 million

Estimated Job Growth in Key Sectors

Business services	+290 jobs
Personal services	+245 jobs
Construction	+170 jobs

BOTTOM LINE: Since 2006, Colorado's 7th District's motor vehicle parts exports to the EU have increased 14-fold. By reducing barriers to trade and investment, TTIP would facilitate future growth, increasing anticipated U.S. motor vehicle exports by a further 346.8 percent.



Connecticut's 1st District and TTIP

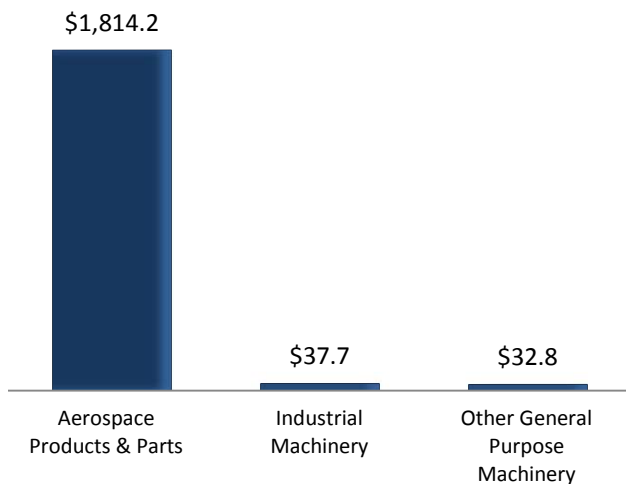
Connecticut's 1st District already has a strong trade relationship with the European Union, and a successful conclusion of the **Transatlantic Trade and Investment Partnership (TTIP)** would contribute significantly to the District's future economic growth.

The EU purchased an estimated \$2.1 billion worth of goods (42 percent of goods exports) and \$419 million worth of services (28 percent of services exports) from Connecticut's 1st District in 2012.

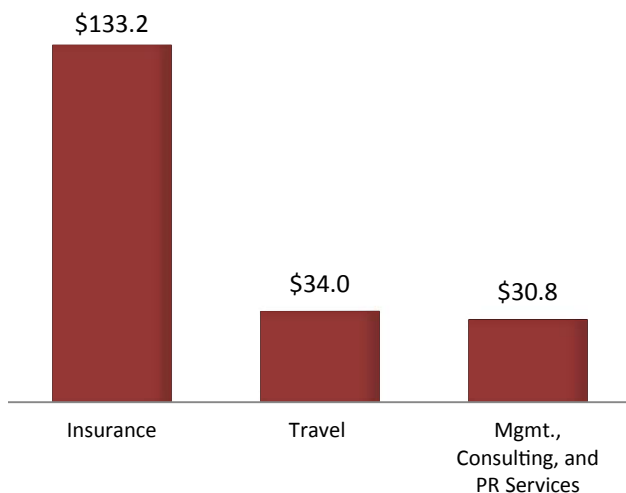
Successful implementation of TTIP is estimated to increase Connecticut's 1st District's exports to the EU by 25.2 percent and could boost net employment by up to 2,255 jobs.

2012 District Exports to European Union (\$ million)

Goods Exports



Services Exports



Estimated Impacts of Full TTIP Implementation on Key District Sectors

Top Sectors by Export Increase

Other Transport Equipment	+\$779 million
Other Machinery	+\$74 million
Motor Vehicles	+\$71 million

Estimated Job Growth in Key Sectors

Business services	+270 jobs
Personal services	+225 jobs
Other transport equipment	+160 jobs

BOTTOM LINE: Since 2006, the 1st District's aerospace products exports to the EU have increased by 19 percent. By reducing barriers to trade and investment, TTIP would facilitate future growth, increasing such transportation equipment exports by a further 28 percent.



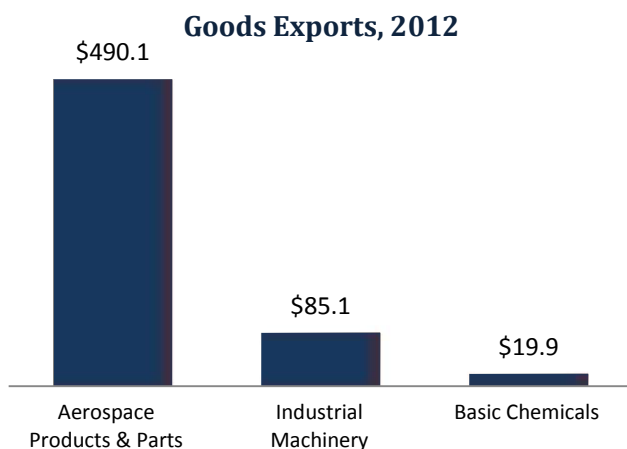
Connecticut's 2nd District and TTIP

Connecticut's 2nd District already has a strong trade relationship with the European Union, and a successful conclusion of the **Transatlantic Trade and Investment Partnership (TTIP)** would contribute significantly to the district's future economic growth.

The EU purchased an estimated \$886 million worth of goods (31 percent of goods exports) and \$268 million worth of services (29 percent of services exports) from Connecticut's 2nd District in 2012.

Successful implementation of TTIP is estimated to increase Connecticut's 2nd District's exports to the EU by 29.8 percent and could boost net employment by up to 1,525 jobs.

Current District Exports to European Union (\$ million)



Estimated Impacts of Full TTIP Implementation on Key Sectors

Top Sectors by Export Increase

Other Transport Equipment	+\$213 million
Motor Vehicles	+\$86 million
Metals and Metal Products	+\$68 million

Estimated Job Growth in Key Sectors

Personal services	+220 jobs
Business services	+165 jobs
Other transport equipment	+105 jobs

BOTTOM LINE: Since 2006, Connecticut's 2nd District's industrial machinery exports to the EU have increased by 627 percent. By reducing barriers to trade and investment, TTIP would facilitate future growth, increasing anticipated U.S. machinery exports by a further 16.7 percent.



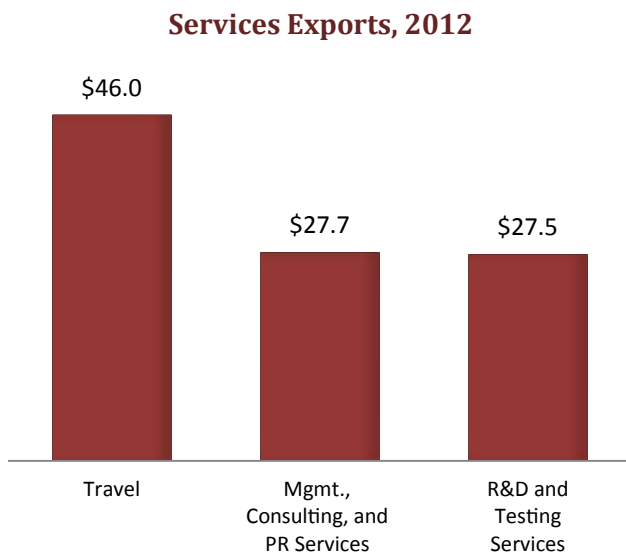
Connecticut's 3rd District and TTIP

Connecticut's 3rd District already has a strong trade relationship with the European Union, and a successful conclusion of the **Transatlantic Trade and Investment Partnership (TTIP)** would contribute significantly to the district's future economic growth.

The EU purchased an estimated \$732 million worth of goods (32 percent of goods exports) and \$288 million worth of services (28 percent of services exports) from Connecticut's 3rd District in 2012.

Successful implementation of TTIP is estimated to increase Connecticut's 3rd District's exports to the EU by 28.6 percent and could boost net employment by up to 1,545 jobs.

Current District Exports to European Union (\$ million)



Estimated Impacts of Full TTIP Implementation on Key Sectors

Top Sectors by Export Increase

Other Transport Equipment	+\$141 million
Metals and Metal Products	+\$70 million
Motor Vehicles	+\$53 million

Estimated Job Growth in Key Sectors

Business services	+195 jobs
Personal services	+190 jobs
Construction	+80 jobs

BOTTOM LINE: *Since 2006, Connecticut's 3rd District's aerospace products exports to the EU have increased by 92 percent. By reducing barriers to trade and investment, TTIP would facilitate future growth, increasing anticipated U.S. transportation equipment exports by a further 27.8 percent.*



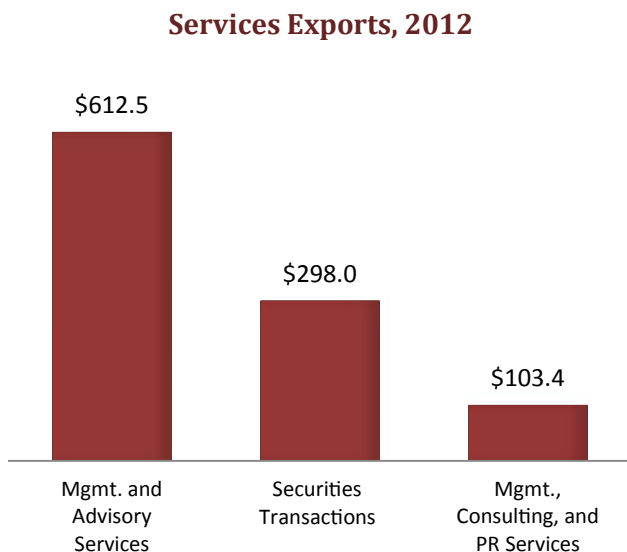
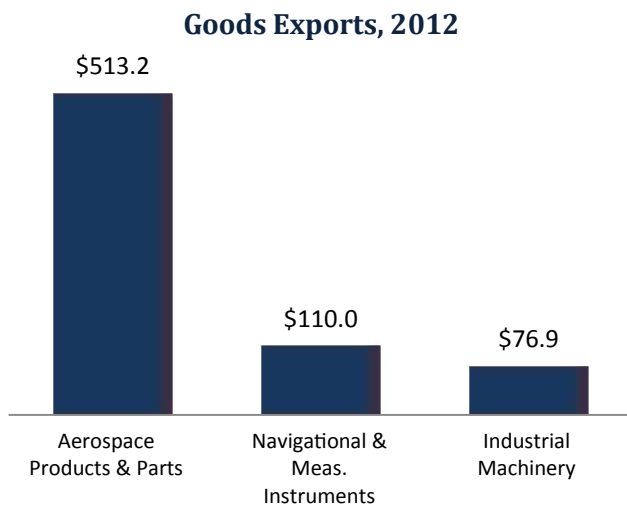
Connecticut's 4th District and TTIP

Connecticut's 4th District already has a strong trade relationship with the European Union, and a successful conclusion of the **Transatlantic Trade and Investment Partnership (TTIP)** would contribute significantly to the district's future economic growth.

The EU purchased an estimated \$893 million worth of goods (36 percent of goods exports) and \$1.4 billion worth of services (37 percent of services exports) from Connecticut's 4th District in 2012.

Successful implementation of TTIP is estimated to increase Connecticut's 4th District's exports to the EU by 13.7 percent and could boost net employment by up to 2,000 jobs.

Current District Exports to European Union (\$ million)



Estimated Impacts of Full TTIP Implementation on Key Sectors

Top Sectors by Export Increase

Other Transport Equipment	+\$220 million
Finance	+\$61 million
Chemicals	+\$42 million

Estimated Job Growth in Key Sectors

Business services	+325 jobs
Personal services	+195 jobs
Finance	+115 jobs

BOTTOM LINE: Since 2006, Connecticut's 4th District's aerospace products exports to the EU have increased by 149 percent. By reducing barriers to trade and investment, TTIP would facilitate future growth, increasing anticipated U.S. transportation equipment exports by a further 27.8 percent.



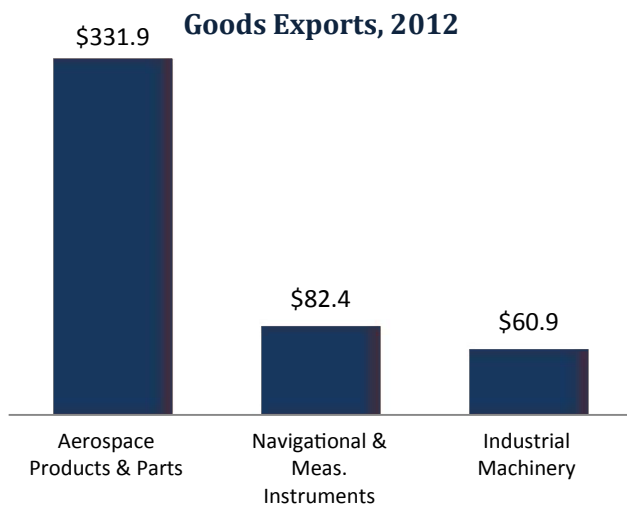
Connecticut's 5th District and TTIP

Connecticut's 5th District already has a strong trade relationship with the European Union, and a successful conclusion of the **Transatlantic Trade and Investment Partnership (TTIP)** would contribute significantly to the district's future economic growth.

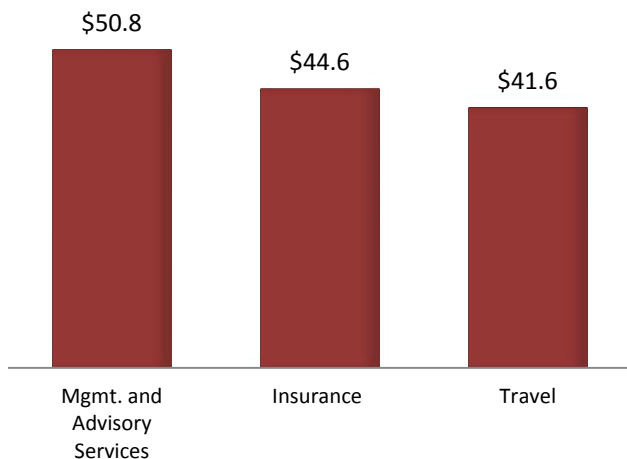
The EU purchased an estimated \$791 million worth of goods (30 percent of goods exports) and \$373 million worth of services (32 percent of services exports) from Connecticut's 5th District in 2012.

Successful implementation of TTIP is estimated to increase Connecticut's 5th District's exports to the EU by 25.9 percent and could boost net employment by up to 1,720 jobs.

Current District Exports to European Union (\$ million)



Services Exports, 2012



Estimated Impacts of Full TTIP Implementation on Key Sectors

Top Sectors by Export Increase

Other Transport Equipment	+\$143 million
Motor Vehicles	+\$77 million
Other Machinery	+\$62 million

Estimated Job Growth in Key Sectors

Business services	+230 jobs
Personal services	+190 jobs
Construction	+85 jobs

BOTTOM LINE: Since 2006, Connecticut's 5th District's industrial machinery exports to the EU have increased by 631 percent. By reducing barriers to trade and investment, TTIP would facilitate future growth, increasing anticipated U.S. machinery exports by a further 16.7 percent.



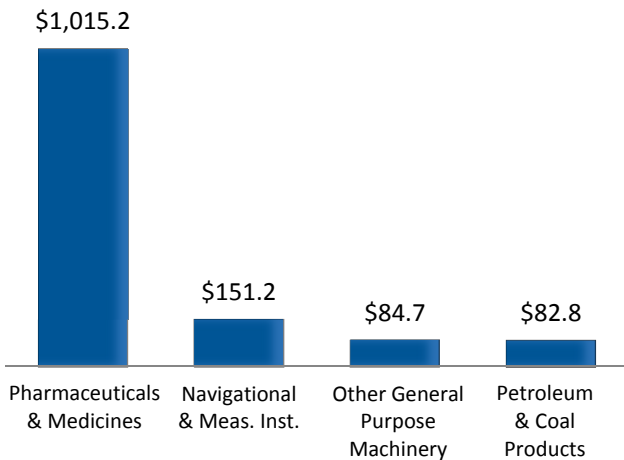
Delaware and TTIP

Delaware's economic relationship with the European Union is already strong, and a successful conclusion of the **Transatlantic Trade and Investment Partnership (TTIP)** is would contribute significantly to the state's future economic growth.

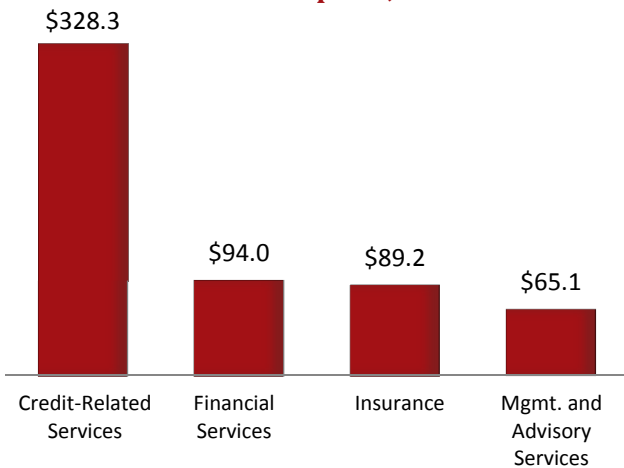
The EU purchased Delaware goods worth \$1.7 billion (34 percent of goods exports) in 2012 and services worth \$831 million (33 percent of services exports) in 2011.

Delaware: Current Exports to European Union (\$ million)

Goods Exports, 2012



Services Exports, 2011



Successful implementation of TTIP is estimated to increase Delaware exports to the EU by 26.2 percent and could boost net employment by up to 2,290 jobs.

Estimated Impacts of Full TTIP Implementation on Key Delaware Sectors

Top Sectors by Export Increase

Chemicals	+\$902 million
Electrical Machinery	+\$49 million
Other Machinery	+\$39 million
Processed Foods	+\$36 million

Estimated Job Growth in Key Sectors

Other Services	+1,233 jobs
Business Services	+392 jobs
Personal Services	+365 jobs
Construction	+168 jobs

BOTTOM LINE: Since 2006, Delaware's pharmaceutical exports to the EU have increased by 14 percent. By reducing barriers to trade and investment, TTIP would facilitate future growth, increasing anticipated US chemical exports by a further 34.2 percent.



Florida's 1st District and TTIP

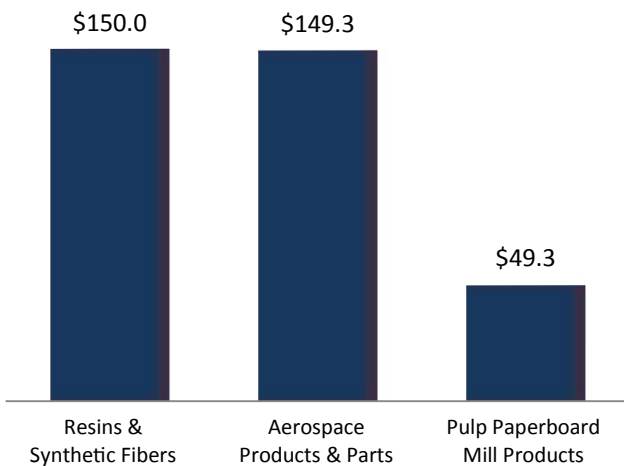
Florida's 1st District already has a strong trade relationship with the European Union, and a successful conclusion of the **Transatlantic Trade and Investment Partnership (TTIP)** would contribute significantly to the district's future economic growth.

The EU purchased an estimated \$466 million worth of goods (16 percent of goods exports) and \$248 million worth of services (27 percent of services exports) from Florida's 1st District in 2012.

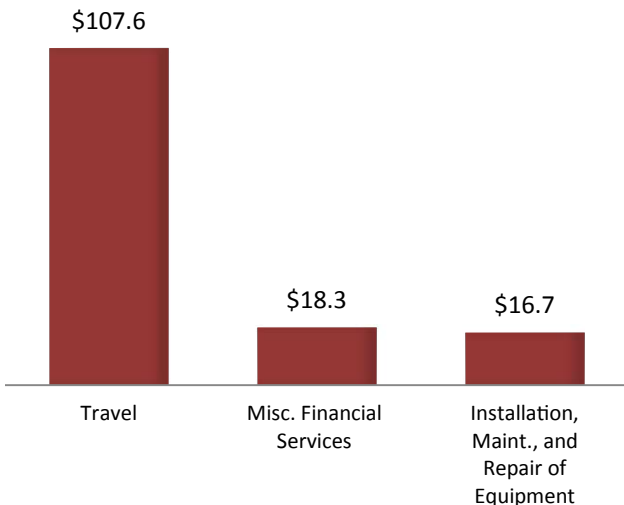
Successful implementation of TTIP is estimated to increase Florida's 1st District's exports to the EU by 42.6 percent and could boost net employment by up to 1,745 jobs.

Current District Exports to European Union (\$ million)

Goods Exports, 2012



Services Exports, 2012



Estimated Impacts of Full TTIP Implementation on Key Sectors

Top Sectors by Export Increase

Motor Vehicles	+\$160 million
Other Transport Equipment	+\$63 million
Chemicals	+\$51 million

Estimated Job Growth in Key Sectors

Personal services	+345 jobs
Business services	+250 jobs
Construction	+150 jobs

BOTTOM LINE: Since 2006, Florida's 1st District's resins and synthetic fiber exports to the EU have increased by 347 percent. By reducing barriers to trade and investment, TTIP would facilitate future growth, increasing anticipated U.S. chemicals exports by a further 34.2 percent.



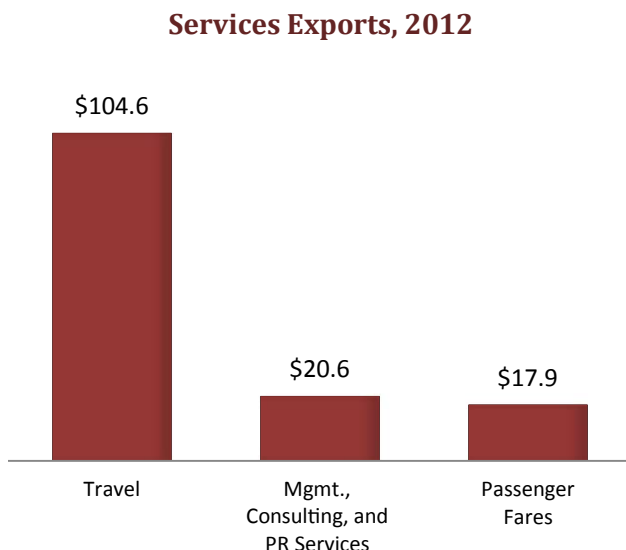
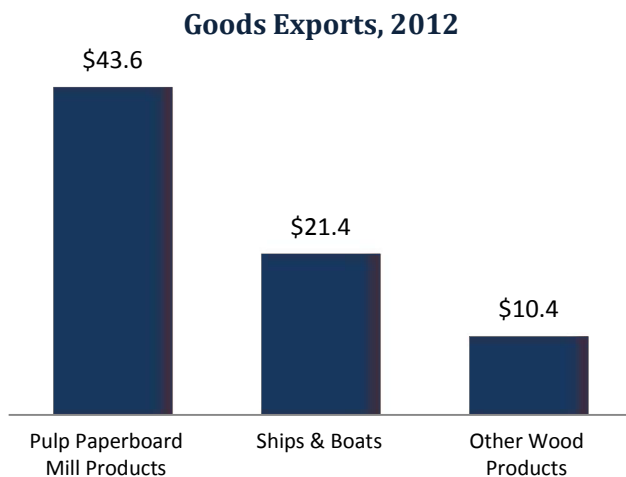
Florida's 2nd District and TTIP

Florida's 2nd District already has a strong trade relationship with the European Union, and a successful conclusion of the **Transatlantic Trade and Investment Partnership (TTIP)** would contribute significantly to the district's future economic growth.

The EU purchased an estimated \$178 million worth of goods (8 percent of goods exports) and \$262 million worth of services (27 percent of services exports) from Florida's 2nd District in 2012.

Successful implementation of TTIP is estimated to increase Florida's 2nd District's exports to the EU by 42.1 percent and could boost net employment by up to 1,520 jobs.

Current District Exports to European Union (\$ million)



Estimated Impacts of Full TTIP Implementation on Key Sectors

Top Sectors by Export Increase

Motor Vehicles	+\$108 million
Wood and Paper Products	+\$37 million
Metals and Metal Products	+\$18 million

Estimated Job Growth in Key Sectors

Personal services	+310 jobs
Business services	+210 jobs
Construction	+120 jobs

BOTTOM LINE: Since 2006, Florida's 2nd District's wood products exports to the EU have increased by 80-fold percent. By reducing barriers to trade and investment, TTIP would facilitate future growth, increasing anticipated U.S. wood and paper products exports by a further 42.5 percent.



Florida's 3rd District and TTIP

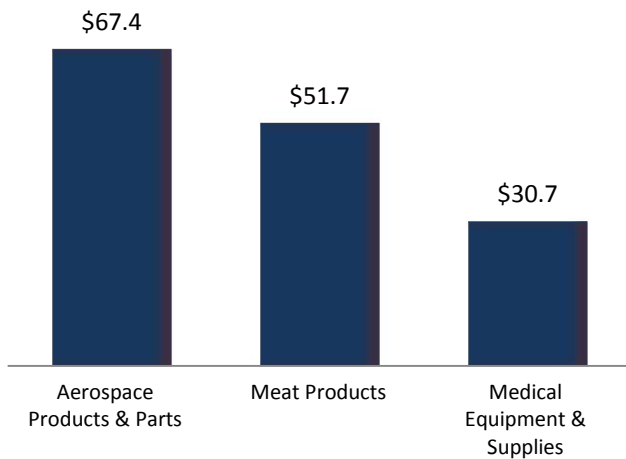
Florida's 3rd District already has a strong trade relationship with the European Union, and a successful conclusion of the **Transatlantic Trade and Investment Partnership (TTIP)** would contribute significantly to the district's future economic growth.

The EU purchased an estimated \$305 million worth of goods (11 percent of goods exports) and \$180 million worth of services (24 percent of services exports) from Florida's 3rd District in 2012.

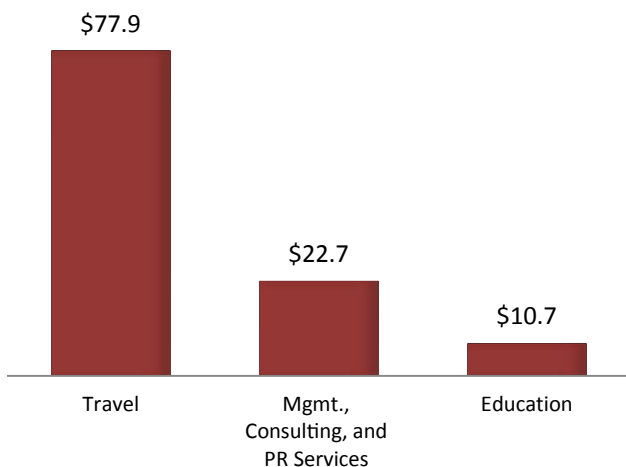
Successful implementation of TTIP is estimated to increase Florida's 3rd District's exports to the EU by 58.5 percent and could boost net employment by up to 1,060 jobs.

Current District Exports to European Union (\$ million)

Goods Exports, 2012



Services Exports, 2012



Estimated Impacts of Full TTIP Implementation on Key Sectors

Top Sectors by Export Increase

Motor Vehicles	+\$174 million
Processed Foods	+\$62 million
Other Transport Equipment	+\$32 million

Estimated Job Growth in Key Sectors

Personal services	+205 jobs
Business services	+120 jobs
Construction	+85 jobs

BOTTOM LINE: Since 2006, Florida's 3rd District's meat products exports to the EU have increased by 691 percent. By reducing barriers to trade and investment, TTIP would facilitate future growth, increasing anticipated U.S. processed foods exports by a further 74.8 percent.



Florida's 4th District and TTIP

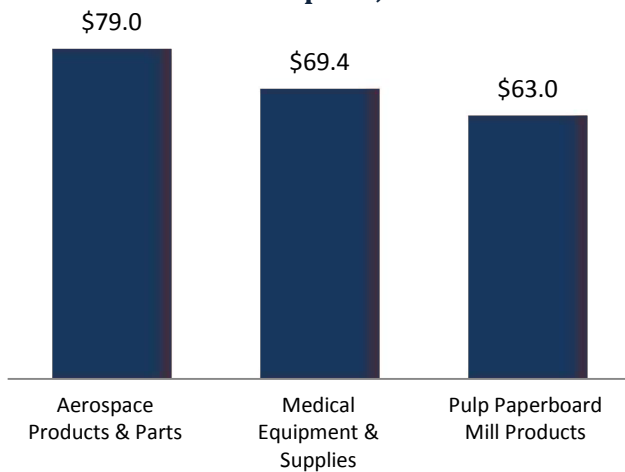
Florida's 4th District already has a strong trade relationship with the European Union, and a successful conclusion of the **Transatlantic Trade and Investment Partnership (TTIP)** would contribute significantly to the district's future economic growth.

The EU purchased an estimated \$366 million worth of goods (10 percent of goods exports) and \$540 million worth of services (31 percent of services exports) from Florida's 4th District in 2012.

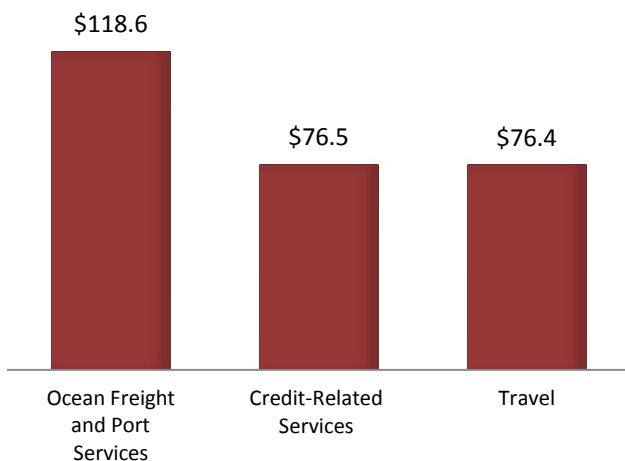
Successful implementation of TTIP is estimated to increase Florida's 4th District's exports to the EU by 24.3 percent and could boost net employment by up to 2,445 jobs.

Current District Exports to European Union (\$ million)

Goods Exports, 2012



Services Exports, 2012



Estimated Impacts of Full TTIP Implementation on Key Sectors

Top Sectors by Export Increase

Wood and Paper Products	+\$50 million
Other Transport Equipment	+\$43 million
Motor Vehicles	+\$34 million

Estimated Job Growth in Key Sectors

Business services	+430 jobs
Personal services	+335 jobs
Construction	+155 jobs

BOTTOM LINE: Since 2006, Florida's 4th District's aerospace products exports to the EU have increased by 126 percent. By reducing barriers to trade and investment, TTIP would facilitate future growth, increasing anticipated U.S. transportation equipment exports by a further 27.8 percent.



Florida's 5th District and TTIP

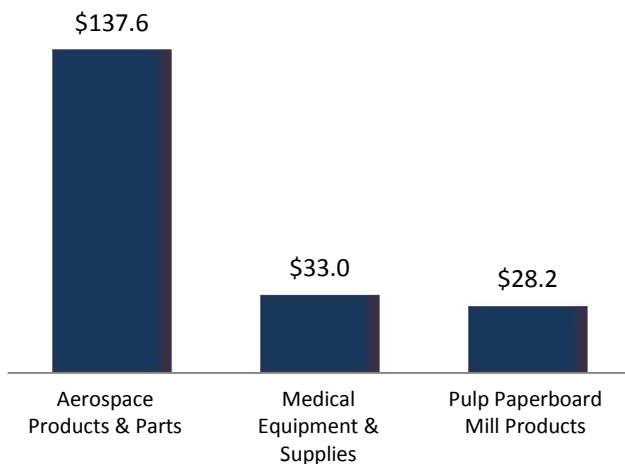
Florida's 5th District already has a strong trade relationship with the European Union, and a successful conclusion of the **Transatlantic Trade and Investment Partnership (TTIP)** would contribute significantly to the district's future economic growth.

The EU purchased an estimated \$413 million worth of goods (11 percent of goods exports) and \$417 million worth of services (28 percent of services exports) from Florida's 5th District in 2012.

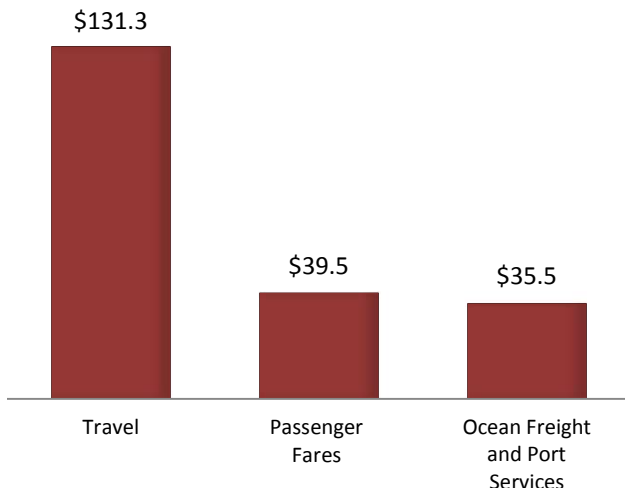
Successful implementation of TTIP is estimated to increase Florida's 5th District's exports to the EU by 33.9 percent and could boost net employment by up to 2,250 jobs.

Current District Exports to European Union (\$ million)

Goods Exports, 2012



Services Exports, 2012



Estimated Impacts of Full TTIP Implementation on Key Sectors

Top Sectors by Export Increase

Motor Vehicles	+\$143 million
Other Transport Equipment	+\$62 million
Chemicals	+\$41 million

Estimated Job Growth in Key Sectors

Personal services	+375 jobs
Business services	+345 jobs
Construction	+110 jobs

BOTTOM LINE: Since 2006, Florida's 5th District's aerospace products exports to the EU have increased by 119 percent. By reducing barriers to trade and investment, TTIP would facilitate future growth, increasing anticipated U.S. transportation equipment exports by a further 27.8 percent.



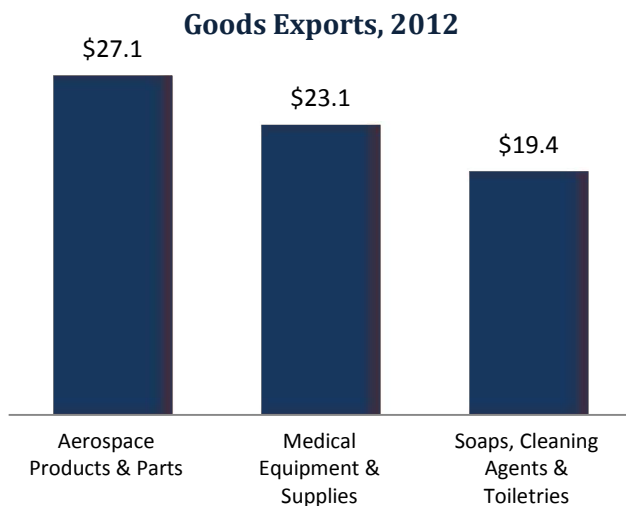
Florida's 6th District and TTIP

Florida's 6th District already has a strong trade relationship with the European Union, and a successful conclusion of the **Transatlantic Trade and Investment Partnership (TTIP)** would contribute significantly to the district's future economic growth.

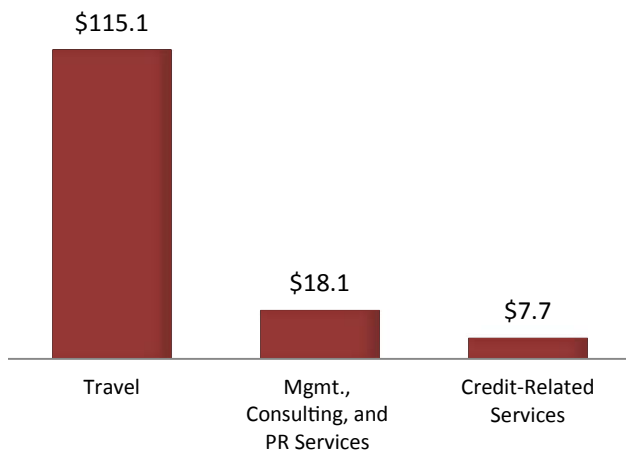
The EU purchased an estimated \$235 million worth of goods (7 percent of goods exports) and \$200 million worth of services (27 percent of services exports) from Florida's 6th District in 2012.

Successful implementation of TTIP is estimated to increase Florida's 6th District's exports to the EU by 53.4 percent and could boost net employment by up to 1,345 jobs.

Current District Exports to European Union (\$ million)



Services Exports, 2012



Estimated Impacts of Full TTIP Implementation on Key Sectors

Top Sectors by Export Increase

Motor Vehicles	+\$141 million
Metals and Metal Products	+\$42 million
Other Transport Equipment	+\$24 million

Estimated Job Growth in Key Sectors

Personal services	+295 jobs
Business services	+165 jobs
Construction	+85 jobs

BOTTOM LINE: *Since 2006, Florida's 6th District's aerospace products exports to the EU have increased by 45 percent. By reducing barriers to trade and investment, TTIP would facilitate future growth, increasing anticipated U.S. transportation equipment products exports by a further 27.8 percent.*



Florida's 7th District and TTIP

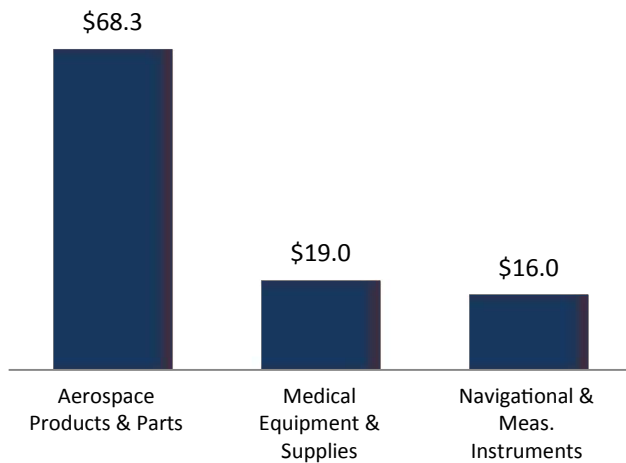
Florida's 7th District already has a strong trade relationship with the European Union, and a successful conclusion of the **Transatlantic Trade and Investment Partnership (TTIP)** would contribute significantly to the district's future economic growth.

The EU purchased an estimated \$239 million worth of goods (9 percent of goods exports) and \$436 million worth of services (29 percent of services exports) from Florida's 7th District in 2012.

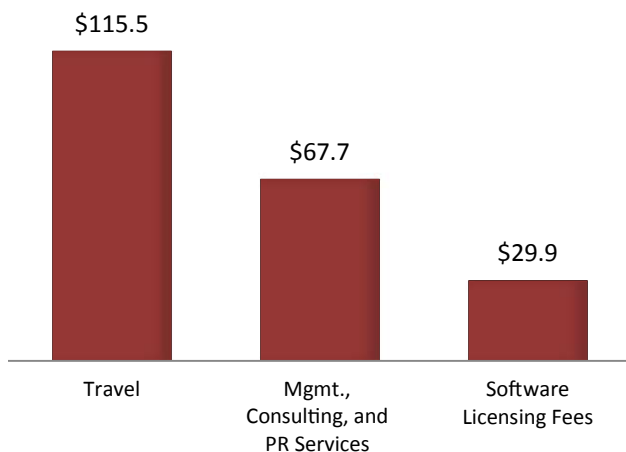
Successful implementation of TTIP is estimated to increase Florida's 7th District's exports to the EU by 25.2 percent and could boost net employment by up to 2,420 jobs.

Current District Exports to European Union (\$ million)

Goods Exports, 2012



Services Exports, 2012



Estimated Impacts of Full TTIP Implementation on Key Sectors

Top Sectors by Export Increase

Motor Vehicles	+\$69 million
Other Transport Equipment	+\$29 million
Chemicals	+\$16 million

Estimated Job Growth in Key Sectors

Business services	+430 jobs
Personal services	+395 jobs
Construction	+185 jobs

BOTTOM LINE: Since 2006, Florida's 7th District's medical equipment and supplies exports to the EU have increased by 78 percent. By reducing barriers to trade and investment, TTIP would facilitate future growth, increasing anticipated U.S. electrical equipment exports by a further 44.1 percent.



Florida's 8th District and TTIP

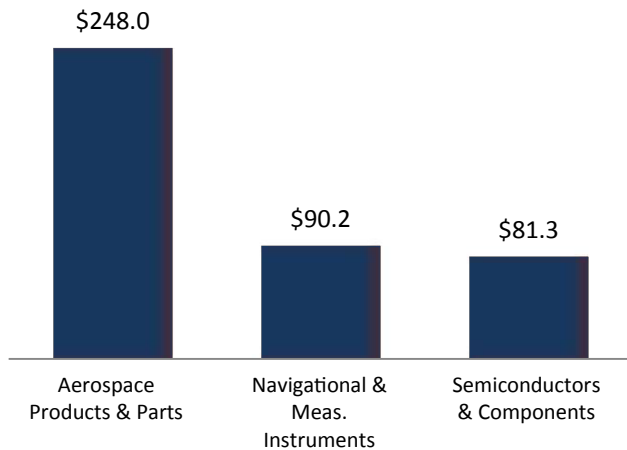
Florida's 8th District already has a strong trade relationship with the European Union, and a successful conclusion of the **Transatlantic Trade and Investment Partnership (TTIP)** would contribute significantly to the district's future economic growth.

The EU purchased an estimated \$600 million worth of goods (9 percent of goods exports) and \$242 million worth of services (28 percent of services exports) from Florida's 8th District in 2012.

Successful implementation of TTIP is estimated to increase Florida's 8th District's exports to the EU by 32.3 percent and could boost net employment by up to 1,530 jobs.

Current District Exports to European Union (\$ million)

Goods Exports, 2012



Services Exports, 2012



Estimated Impacts of Full TTIP Implementation on Key Sectors

Top Sectors by Export Increase

Other Transport Equipment	+\$104 million
Electrical Machinery	+\$77 million
Motor Vehicles	+\$39 million

Estimated Job Growth in Key Sectors

Business services	+290 jobs
Personal services	+245 jobs
Construction	+100 jobs

BOTTOM LINE: Since 2006, Florida's 8th District's aerospace products exports to the EU have increased by 35 percent. By reducing barriers to trade and investment, TTIP would facilitate future growth, increasing anticipated U.S. transportation equipment exports by a further 27.8 percent.



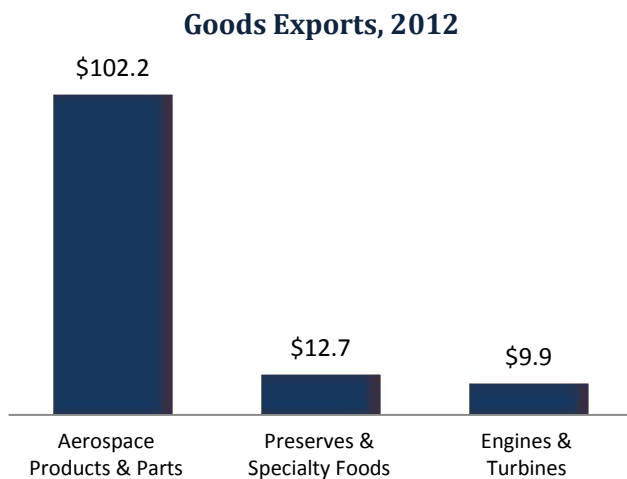
Florida's 9th District and TTIP

Florida's 9th District already has a strong trade relationship with the European Union, and a successful conclusion of the **Transatlantic Trade and Investment Partnership (TTIP)** would contribute significantly to the district's future economic growth.

The EU purchased an estimated \$184 million worth of goods (11 percent of goods exports) and \$377 million worth of services (29 percent of services exports) from Florida's 9th District in 2012.

Successful implementation of TTIP is estimated to increase Florida's 9th District's exports to the EU by 28.2 percent and could boost net employment by up to 1,440 jobs.

Current District Exports to European Union (\$ million)



Estimated Impacts of Full TTIP Implementation on Key Sectors

Top Sectors by Export Increase

Motor Vehicles	+\$49 million
Other Transport Equipment	+\$42 million
Chemicals	+\$21 million

Estimated Job Growth in Key Sectors

Personal services	+355 jobs
Business services	+185 jobs
Construction	+70 jobs

BOTTOM LINE: Since 2006, Florida's 9th District's preserves and specialty foods exports to the EU have increased by 79 percent. By reducing barriers to trade and investment, TTIP would facilitate future growth, increasing anticipated U.S. processed foods exports by a further 74.8 percent.



Florida's 10th District and TTIP

Florida's 10th District already has a strong trade relationship with the European Union, and a successful conclusion of the **Transatlantic Trade and Investment Partnership (TTIP)** would contribute significantly to the district's future economic growth.

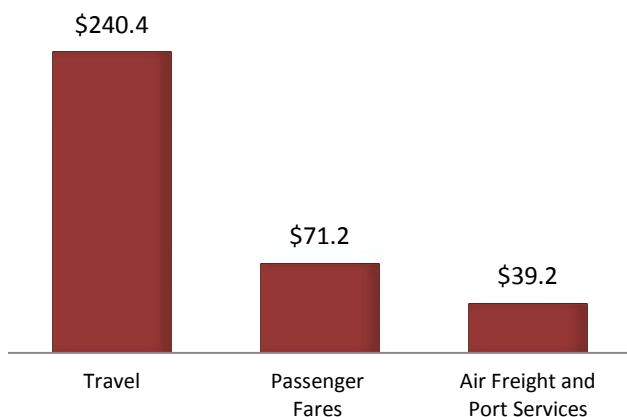
The EU purchased an estimated \$258 million worth of goods (11 percent of goods exports) and \$536 million worth of services (27 percent of services exports) from Florida's 10th District in 2012.

Successful implementation of TTIP is estimated to increase Florida's 10th District's exports to the EU by 25.8 percent and could boost net employment by up to 2,575 jobs.

Current District Exports to European Union (\$ million)



Services Exports, 2012



Estimated Impacts of Full TTIP Implementation on Key Sectors

Top Sectors by Export Increase

Motor Vehicles	+\$78 million
Other Transport Equipment	+\$39 million
Chemicals	+\$34 million

Estimated Job Growth in Key Sectors

Personal services	+595 jobs
Business services	+370 jobs
Construction	+150 jobs

BOTTOM LINE: Since 2006, Florida's 10th District's aerospace products exports to the EU have increased by 115 percent. By reducing barriers to trade and investment, TTIP would facilitate future growth, increasing anticipated U.S. transportation equipment exports by a further 27.8 percent.



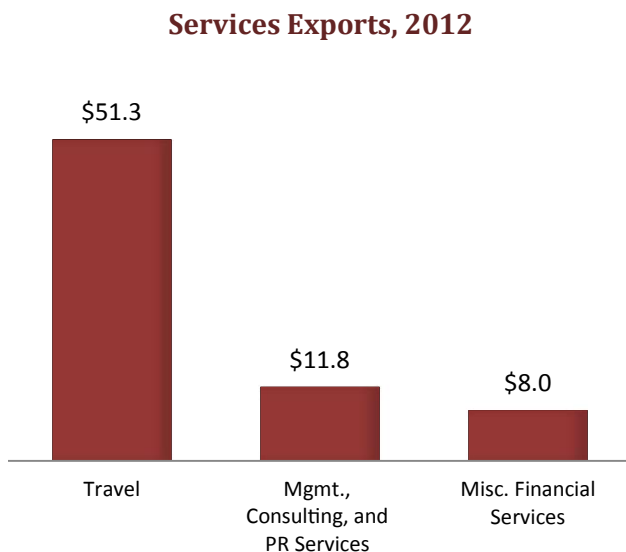
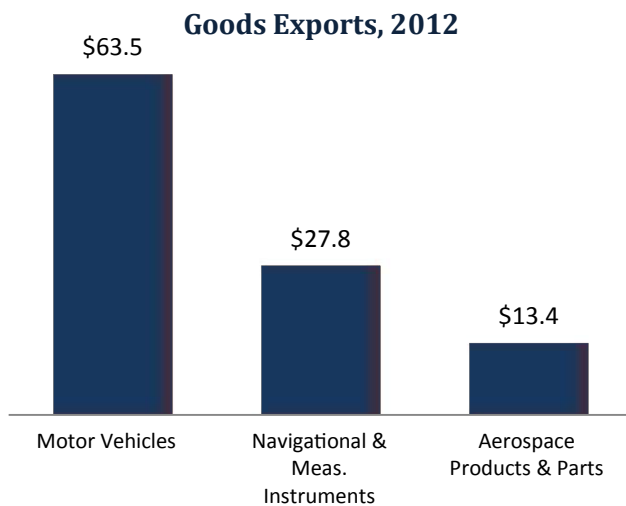
Florida's 11th District and TTIP

Florida's 11th District already has a strong trade relationship with the European Union, and a successful conclusion of the **Transatlantic Trade and Investment Partnership (TTIP)** would contribute significantly to the district's future economic growth.

The EU purchased an estimated \$189 million worth of goods (8 percent of goods exports) and \$111 million worth of services (28 percent of services exports) from Florida's 11th District in 2012.

Successful implementation of TTIP is estimated to increase Florida's 11th District's exports to the EU by 121.1 percent and could boost net employment by up to 1,025 jobs.

Current District Exports to European Union (\$ million)



Estimated Impacts of Full TTIP Implementation on Key Sectors

Top Sectors by Export Increase

Motor Vehicles	+\$407 million
Metals and Metal Products	+\$14 million
Processed Foods	+\$12 million

Estimated Job Growth in Key Sectors

Personal services	+180 jobs
Construction	+110 jobs
Business services	+110 jobs

BOTTOM LINE: *Since 2006, Florida's 11th District's wood products exports to the EU have increased 39-fold. By reducing barriers to trade and investment, TTIP would facilitate future growth, increasing anticipated U.S. wood and paper products exports by a further 42.5 percent.*



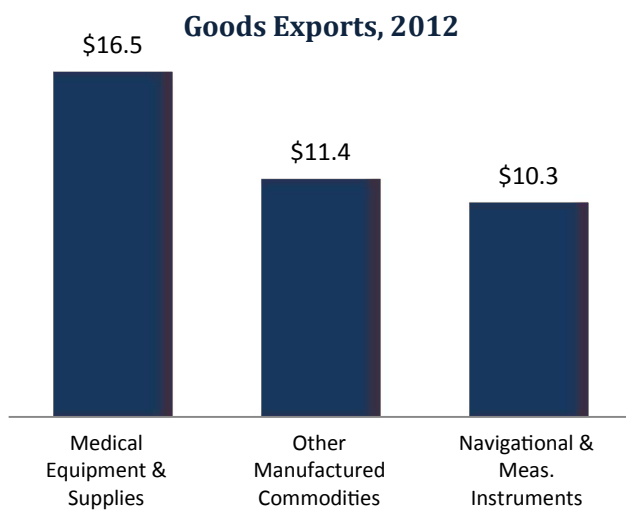
Florida's 12th District and TTIP

Florida's 12th District already has a strong trade relationship with the European Union, and a successful conclusion of the **Transatlantic Trade and Investment Partnership (TTIP)** would contribute significantly to the district's future economic growth.

The EU purchased an estimated \$144 million worth of goods (7 percent of goods exports) and \$219 million worth of services (30 percent of services exports) from Florida's 12th District in 2012.

Successful implementation of TTIP is estimated to increase Florida's 12th District's exports to the EU by 26.5 percent and could boost net employment by up to 1,330 jobs.

Current District Exports to European Union (\$ million)



Estimated Impacts of Full TTIP Implementation on Key Sectors

Top Sectors by Export Increase

Motor Vehicles	+\$33 million
Chemicals	+\$21 million
Other Machinery	+\$11 million

Estimated Job Growth in Key Sectors

Business services	+220 jobs
Personal services	+195 jobs
Construction	+110 jobs

BOTTOM LINE: Since 2006, Florida's 12th District's electrical equipment and components exports to the EU have increased by 80 percent. By reducing barriers to trade and investment, TTIP would facilitate future growth, increasing anticipated U.S. electrical equipment exports by a further 44.1 percent.



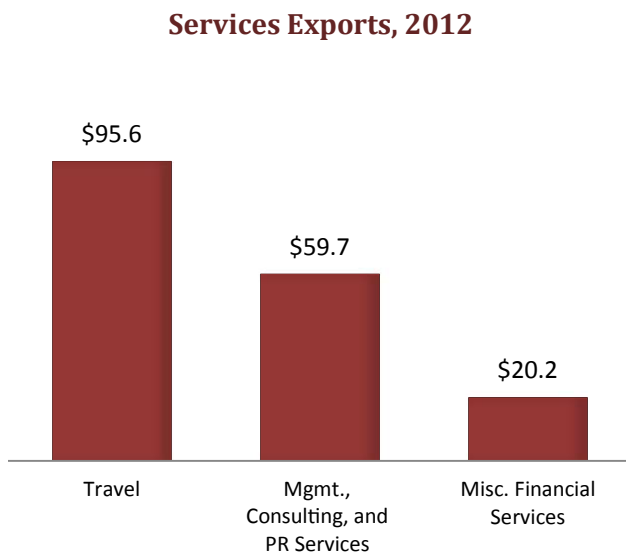
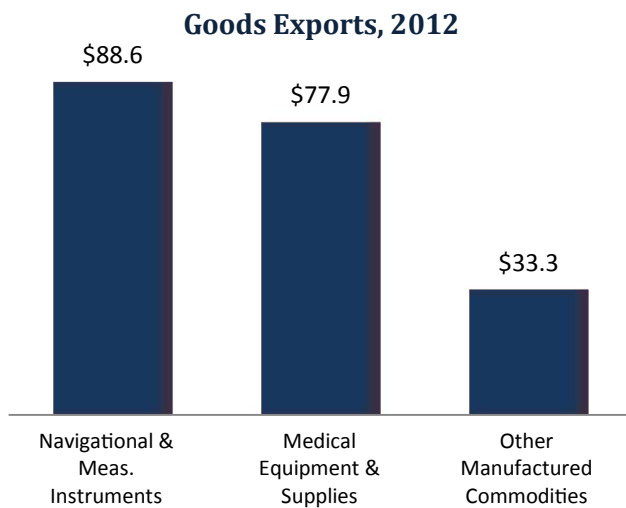
Florida's 13th District and TTIP

Florida's 13th District already has a strong trade relationship with the European Union, and a successful conclusion of the **Transatlantic Trade and Investment Partnership (TTIP)** would contribute significantly to the district's future economic growth.

The EU purchased an estimated \$476 million worth of goods (9 percent of goods exports) and \$341 million worth of services (30 percent of services exports) from Florida's 13th District in 2012.

Successful implementation of TTIP is estimated to increase Florida's 13th District's exports to the EU by 28.8 percent and could boost net employment by up to 2,025 jobs.

Current District Exports to European Union (\$ million)



Estimated Impacts of Full TTIP Implementation on Key Sectors

Top Sectors by Export Increase

Motor Vehicles	+\$72 million
Electrical Machinery	+\$48 million
Chemicals	+\$38 million

Estimated Job Growth in Key Sectors

Business services	+345 jobs
Personal services	+315 jobs
Construction	+125 jobs

BOTTOM LINE: Since 2006, Florida's 13th District's aerospace products exports to the EU have increased by 218 percent. By reducing barriers to trade and investment, TTIP would facilitate future growth, increasing anticipated U.S. transportation equipment exports by a further 27.8 percent.



Florida's 14th District and TTIP

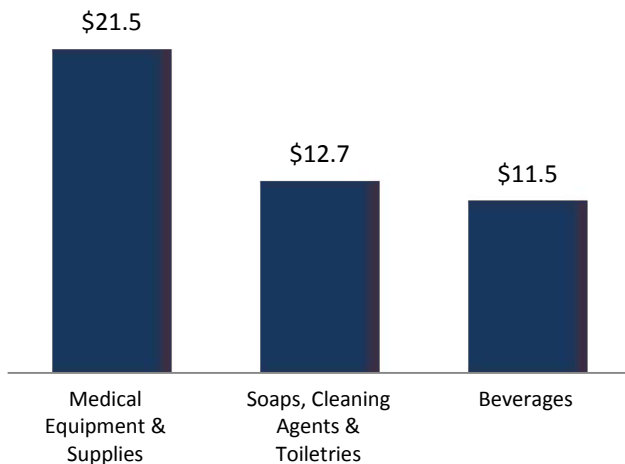
Florida's 14th District already has a strong trade relationship with the European Union, and a successful conclusion of the **Transatlantic Trade and Investment Partnership (TTIP)** would contribute significantly to the district's future economic growth.

The EU purchased an estimated \$193 million worth of goods (8 percent of goods exports) and \$656 million worth of services (30 percent of services exports) from Florida's 14th District in 2012.

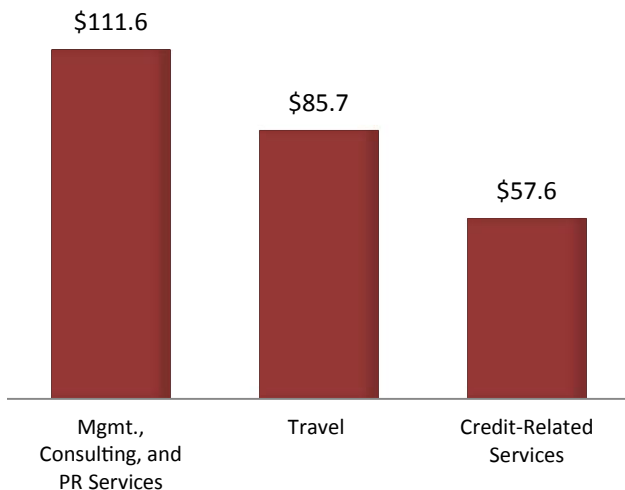
Successful implementation of TTIP is estimated to increase Florida's 14th District's exports to the EU by 17.7 percent and could boost net employment by up to 2,955 jobs.

Current District Exports to European Union (\$ million)

Goods Exports, 2012



Services Exports, 2012



Estimated Impacts of Full TTIP Implementation on Key Sectors

Top Sectors by Export Increase

Chemicals	+\$40 million
Motor Vehicles	+\$22 million
Processed Foods	+\$20 million

Estimated Job Growth in Key Sectors

Business services	+570 jobs
Personal services	+400 jobs
Construction	+175 jobs

BOTTOM LINE: Since 2006, Florida's 14th District's electrical equipment exports to the EU have increased by 470 percent. By reducing barriers to trade and investment, TTIP would facilitate future growth, increasing anticipated U.S. electrical equipment exports by a further 44.1 percent.



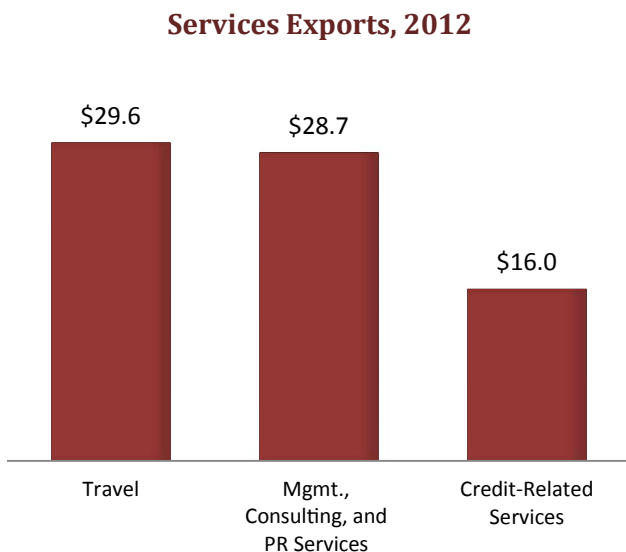
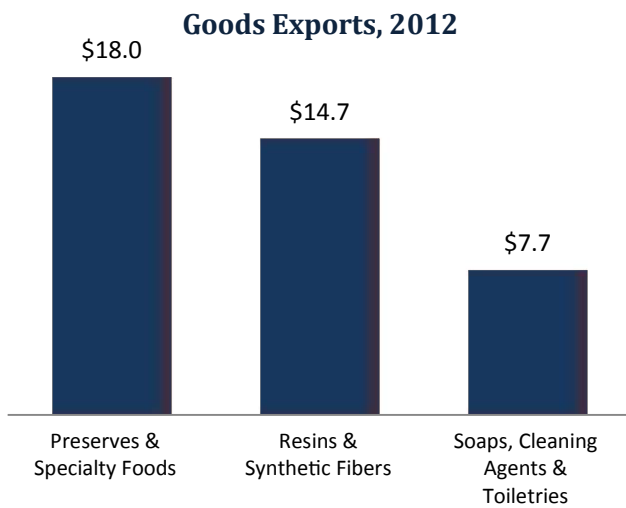
Florida's 15th District and TTIP

Florida's 15th District already has a strong trade relationship with the European Union, and a successful conclusion of the **Transatlantic Trade and Investment Partnership (TTIP)** would contribute significantly to the district's future economic growth.

The EU purchased an estimated \$145 million worth of goods (6 percent of goods exports) and \$202 million worth of services (27 percent of services exports) from Florida's 15th District in 2012.

Successful implementation of TTIP is estimated to increase Florida's 15th District's exports to the EU by 32.9 percent and could boost net employment by up to 1,495 jobs.

Current District Exports to European Union (\$ million)



Estimated Impacts of Full TTIP Implementation on Key Sectors

Top Sectors by Export Increase

Motor Vehicles	+\$67 million
Chemicals	+\$65 million
Processed Foods	+\$30 million

Estimated Job Growth in Key Sectors

Business services	+270 jobs
Personal services	+180 jobs
Construction	+115 jobs

BOTTOM LINE: Since 2006, Florida's 15th District's preserves and specialty foods exports to the EU have increased by 69 percent. By reducing barriers to trade and investment, TTIP would facilitate future growth, increasing anticipated U.S. processed foods exports by a further 74.8 percent.



Florida's 16th District and TTIP

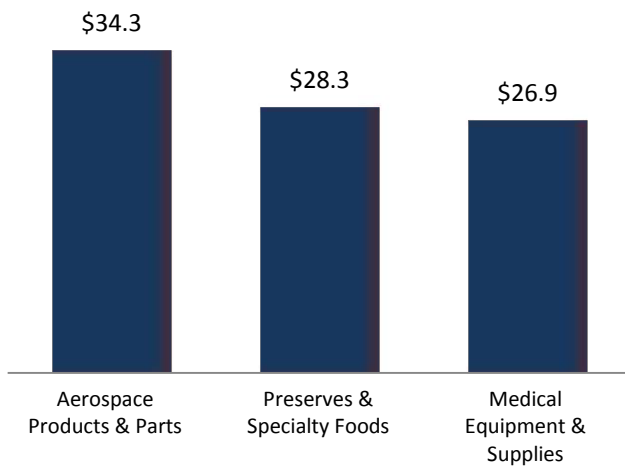
Florida's 16th District already has a strong trade relationship with the European Union, and a successful conclusion of the **Transatlantic Trade and Investment Partnership (TTIP)** would contribute significantly to the district's future economic growth.

The EU purchased an estimated \$214 million worth of goods (11 percent of goods exports) and \$241 million worth of services (28 percent of services exports) from Florida's 16th District in 2012.

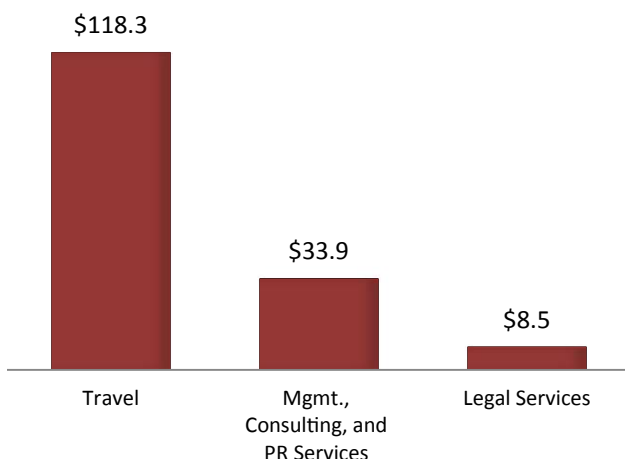
Successful implementation of TTIP is estimated to increase Florida's 16th District's exports to the EU by 34.4 percent and could boost net employment by up to 1,575 jobs.

Current District Exports to European Union (\$ million)

Goods Exports, 2012



Services Exports, 2012



Estimated Impacts of Full TTIP Implementation on Key Sectors

Top Sectors by Export Increase

Motor Vehicles	+\$62 million
Chemicals	+\$19 million
Other Transport Equipment	+\$17 million

Estimated Job Growth in Key Sectors

Personal services	+265 jobs
Business services	+235 jobs
Construction	+140 jobs

BOTTOM LINE: Since 2006, Florida's 16th District's aerospace products exports to the EU have increased by 122 percent. By reducing barriers to trade and investment, TTIP would facilitate future growth, increasing anticipated U.S. transportation equipment exports by a further 27.8 percent.



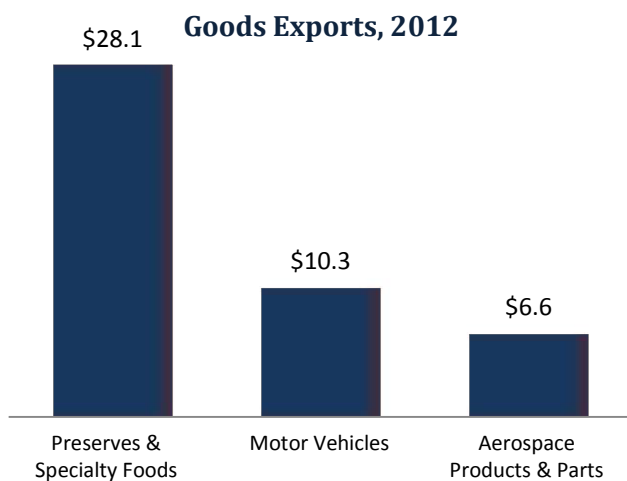
Florida's 17th District and TTIP

Florida's 17th District already has a strong trade relationship with the European Union, and a successful conclusion of the **Transatlantic Trade and Investment Partnership (TTIP)** would contribute significantly to the district's future economic growth.

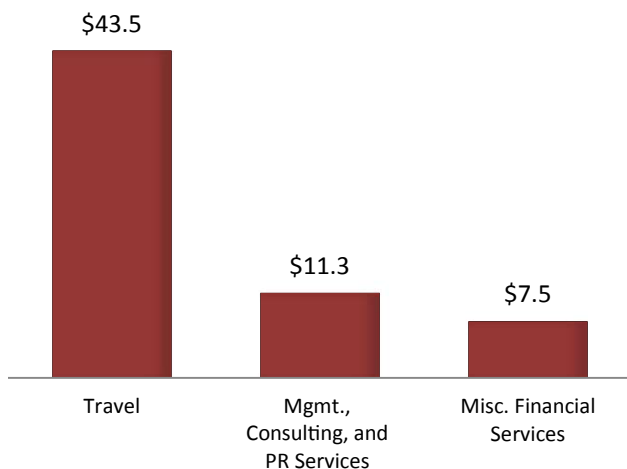
The EU purchased an estimated \$127 million worth of goods (7 percent of goods exports) and \$108 million worth of services (27 percent of services exports) from Florida's 17th District in 2012.

Successful implementation of TTIP is estimated to increase Florida's 17th District's exports to the EU by 46.9 percent and could boost net employment by up to 1,005 jobs.

Current District Exports to European Union (\$ million)



Services Exports, 2012



Estimated Impacts of Full TTIP Implementation on Key Sectors

Top Sectors by Export Increase

Motor Vehicles	+\$82 million
Chemicals	+\$37 million
Processed Foods	+\$28 million

Estimated Job Growth in Key Sectors

Personal services	+165 jobs
Business services	+140 jobs
Construction	+80 jobs

BOTTOM LINE: Since 2006, Florida's 17th District's preserves and specialty food products exports to the EU have increased by 50 percent. By reducing barriers to trade and investment, TTIP would facilitate future growth, increasing anticipated U.S. processed food products exports by a further 74.8 percent.



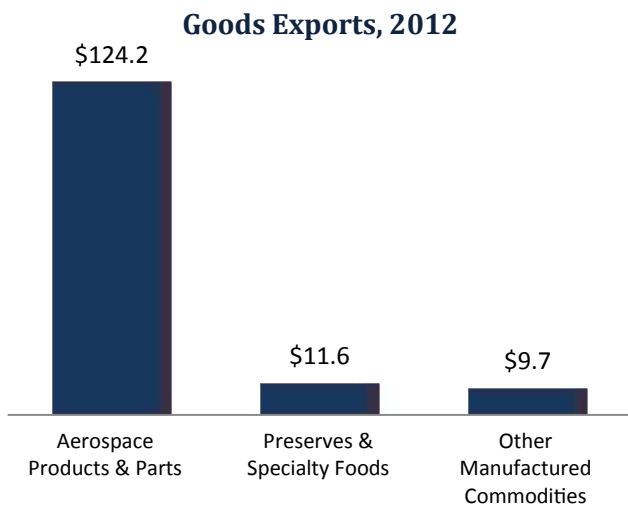
Florida's 18th District and TTIP

Florida's 18th District already has a strong trade relationship with the European Union, and a successful conclusion of the **Transatlantic Trade and Investment Partnership (TTIP)** would contribute significantly to the district's future economic growth.

The EU purchased an estimated \$226 million worth of goods (13 percent of goods exports) and \$210 million worth of services (29 percent of services exports) from Florida's 18th District in 2012.

Successful implementation of TTIP is estimated to increase Florida's 18th District's exports to the EU by 31.1 percent and could boost net employment by up to 1,480 jobs.

Current District Exports to European Union (\$ million)



Estimated Impacts of Full TTIP Implementation on Key Sectors

Top Sectors by Export Increase

Other Transport Equipment	+\$56 million
Motor Vehicles	+\$55 million
Processed Foods	+\$11 million

Estimated Job Growth in Key Sectors

Personal services	+245 jobs
Business services	+235 jobs
Construction	+115 jobs

BOTTOM LINE: Since 2006, Florida's 18th District's aerospace products exports to the EU have increased by 212 percent. By reducing barriers to trade and investment, TTIP would facilitate future growth, increasing anticipated U.S. transportation equipment exports by a further 27.8 percent.



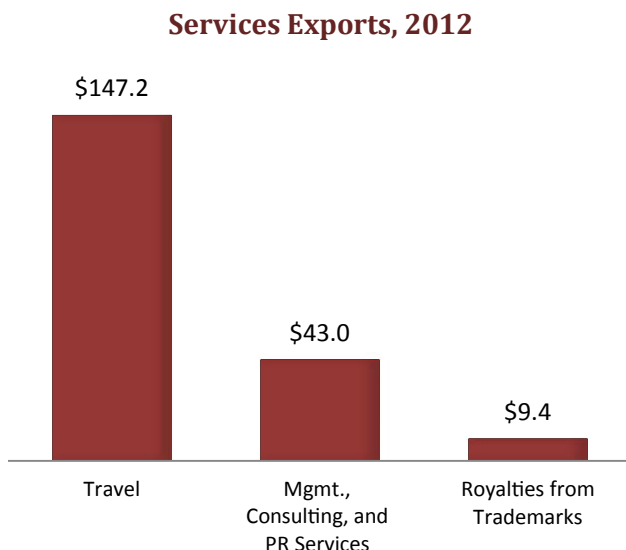
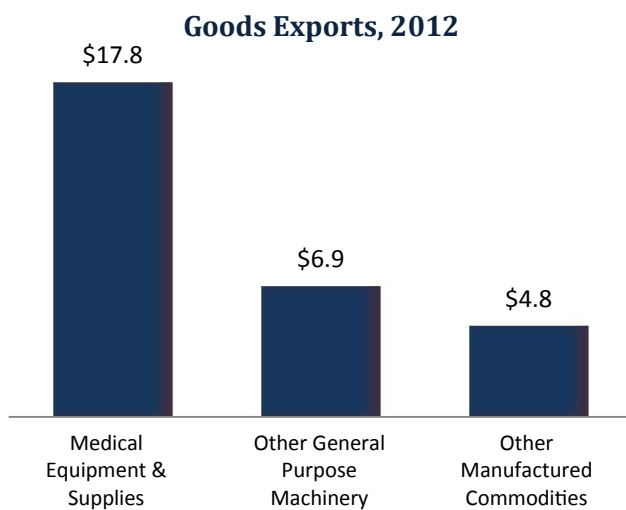
Florida's 19th District and TTIP

Florida's 19th District already has a strong trade relationship with the European Union, and a successful conclusion of the **Transatlantic Trade and Investment Partnership (TTIP)** would contribute significantly to the district's future economic growth.

The EU purchased an estimated \$52 million worth of goods (11 percent of goods exports) and \$286 million worth of services (28 percent of services exports) from Florida's 19th District in 2012.

Successful implementation of TTIP is estimated to increase Florida's 19th District's exports to the EU by 17.4 percent and could boost net employment by up to 1,840 jobs.

Current District Exports to European Union (\$ million)



Estimated Impacts of Full TTIP Implementation on Key Sectors

Top Sectors by Export Increase

Motor Vehicles	+\$21 million
Personal Services	+\$6 million
Other Machinery	+\$4 million

Estimated Job Growth in Key Sectors

Personal services	+370 jobs
Business services	+240 jobs
Construction	+205 jobs

BOTTOM LINE: Since 2006, Florida's 19th District's motor vehicle parts exports to the EU have increased 290-fold. By reducing barriers to trade and investment, TTIP would facilitate future growth, increasing anticipated U.S. motor vehicle exports by a further 346.8 percent.



Florida's 20th District and TTIP

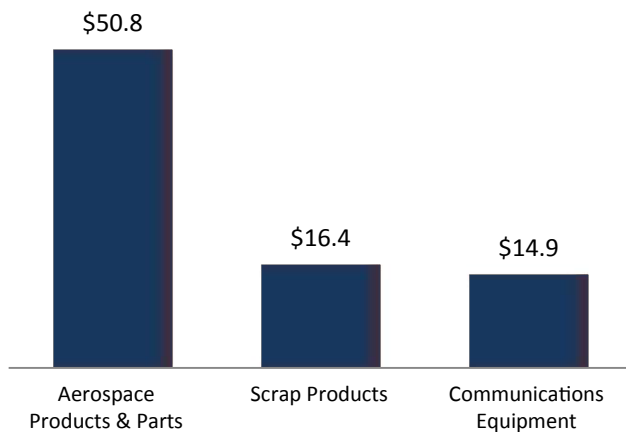
Florida's 20th District already has a strong trade relationship with the European Union, and a successful conclusion of the **Transatlantic Trade and Investment Partnership (TTIP)** would contribute significantly to the district's future economic growth.

The EU purchased an estimated \$168 million worth of goods (8 percent of goods exports) and \$339 million worth of services (30 percent of services exports) from Florida's 20th District in 2012.

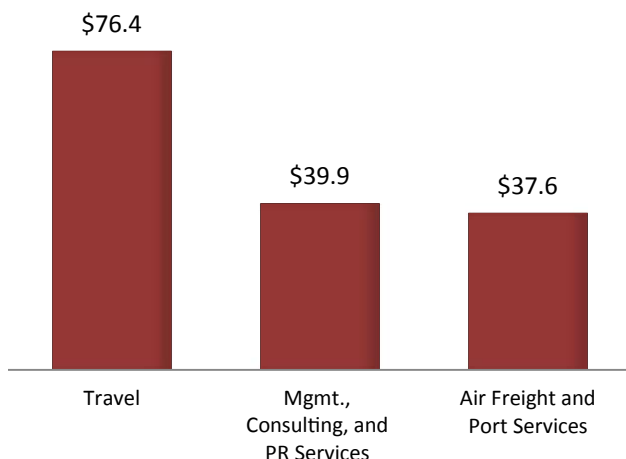
Successful implementation of TTIP is estimated to increase Florida's 20th District's exports to the EU by 20.2 percent and could boost net employment by up to 1,610 jobs.

Current District Exports to European Union (\$ million)

Goods Exports, 2012



Services Exports, 2012



Estimated Impacts of Full TTIP Implementation on Key Sectors

Top Sectors by Export Increase

Other Transport Equipment	+\$22 million
Motor Vehicles	+\$19 million
Electrical Machinery	+\$15 million

Estimated Job Growth in Key Sectors

Business services	+295 jobs
Personal services	+235 jobs
Construction	+90 jobs

BOTTOM LINE: Since 2006, Florida's 20th District's aerospace products exports to the EU have increased by 121 percent. By reducing barriers to trade and investment, TTIP would facilitate future growth, increasing anticipated U.S. transportation equipment exports by a further 27.8 percent.



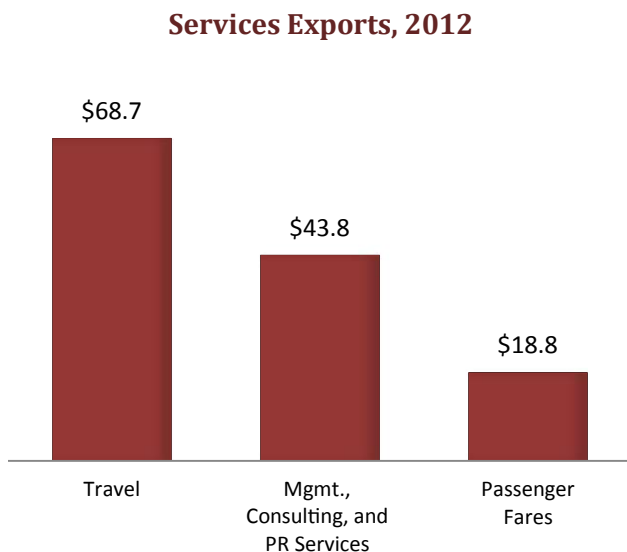
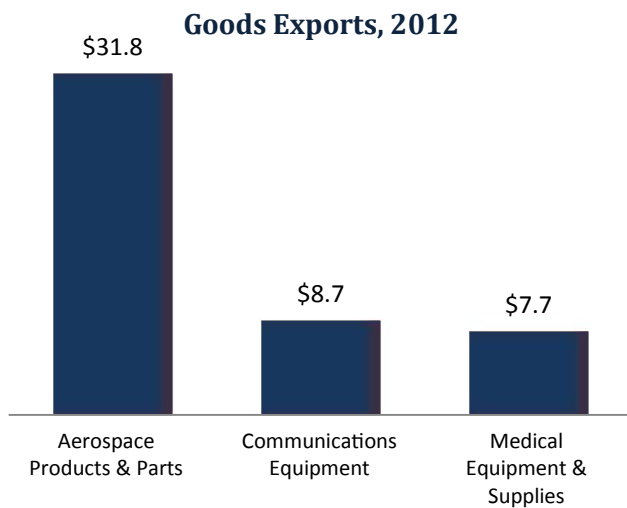
Florida's 21st District and TTIP

Florida's 21st District already has a strong trade relationship with the European Union, and a successful conclusion of the **Transatlantic Trade and Investment Partnership (TTIP)** would contribute significantly to the district's future economic growth.

The EU purchased an estimated \$103 million worth of goods (8 percent of goods exports) and \$253 million worth of services (30 percent of services exports) from Florida's 21st District in 2012.

Successful implementation of TTIP is estimated to increase Florida's 21st District's exports to the EU by 17.8 percent and could boost net employment by up to 1,295 jobs.

Current District Exports to European Union (\$ million)



Estimated Impacts of Full TTIP Implementation on Key Sectors

Top Sectors by Export Increase

Other Transport Equipment	+\$13 million
Electrical Machinery	+\$10 million
Motor Vehicles	+\$9 million

Estimated Job Growth in Key Sectors

Business services	+240 jobs
Personal services	+210 jobs
Construction	+85 jobs

BOTTOM LINE: *Since 2006, Florida's 21st District's aerospace product exports to the EU have increased by 126 percent. By reducing barriers to trade and investment, TTIP would facilitate future growth, increasing anticipated U.S. transportation equipment exports by a further 27.8 percent.*



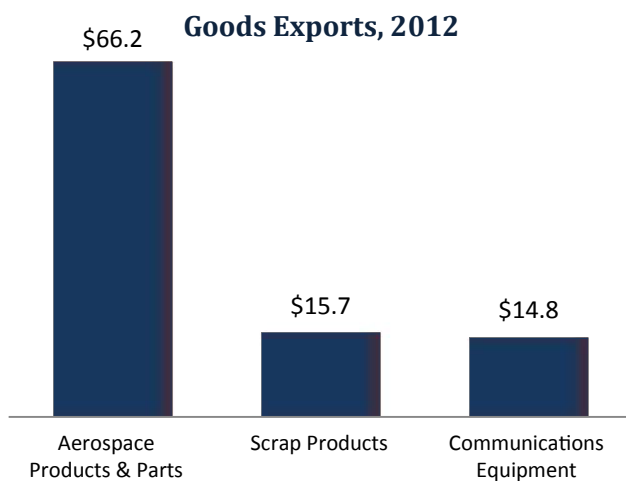
Florida's 22nd District and TTIP

Florida's 22nd District already has a strong trade relationship with the European Union, and a successful conclusion of the **Transatlantic Trade and Investment Partnership (TTIP)** would contribute significantly to the district's future economic growth.

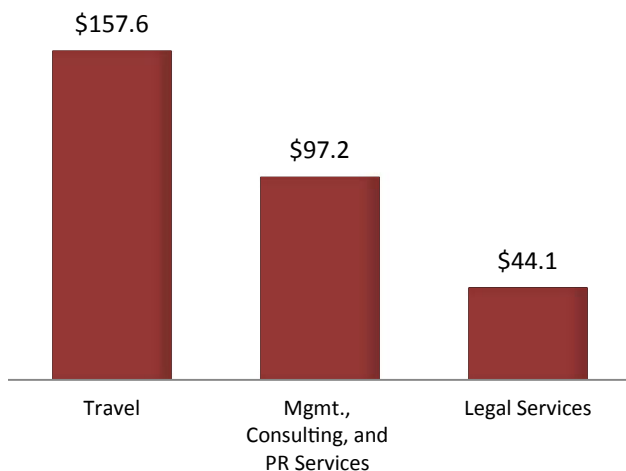
The EU purchased an estimated \$207 million worth of goods (9 percent of goods exports) and \$631 million worth of services (30 percent of services exports) from Florida's 22nd District in 2012.

Successful implementation of TTIP is estimated to increase Florida's 22nd District's exports to the EU by 16.3 percent and could boost net employment by up to 2,835 jobs.

Current District Exports to European Union (\$ million)



Services Exports, 2012



Estimated Impacts of Full TTIP Implementation on Key Sectors

Top Sectors by Export Increase

Other Transport Equipment	+\$29 million
Electrical Machinery	+\$20 million
Motor Vehicles	+\$19 million

Estimated Job Growth in Key Sectors

Business services	+525 jobs
Personal services	+470 jobs
Construction	+175 jobs

BOTTOM LINE: Since 2006, Florida's 22nd District's aerospace products exports to the EU have increased by 136 percent. By reducing barriers to trade and investment, TTIP would facilitate future growth, increasing anticipated U.S. transportation equipment exports by a further 27.8 percent.



Florida's 23rd District and TTIP

Florida's 23rd District already has a strong trade relationship with the European Union, and a successful conclusion of the **Transatlantic Trade and Investment Partnership (TTIP)** would contribute significantly to the district's future economic growth.

The EU purchased an estimated \$114 million worth of goods (8 percent of goods exports) and \$630 million worth of services (29 percent of services exports) from Florida's 23rd District in 2012.

Successful implementation of TTIP is estimated to increase Florida's 23rd District's exports to the EU by 13.9 percent and could boost net employment by up to 2,055 jobs.

Current District Exports to European Union (\$ million)



Estimated Impacts of Full TTIP Implementation on Key Sectors

Top Sectors by Export Increase

Motor Vehicles	+\$16 million
Chemicals	+\$9 million
Electrical Machinery	+\$8 million

Estimated Job Growth in Key Sectors

Personal services	+400 jobs
Business services	+335 jobs
Construction	+110 jobs

BOTTOM LINE: Since 2006, Florida's 23rd District's aerospace products exports to the EU have increased by 556 percent. By reducing barriers to trade and investment, TTIP would facilitate future growth, increasing anticipated U.S. transportation equipment exports by a further 27.8 percent.



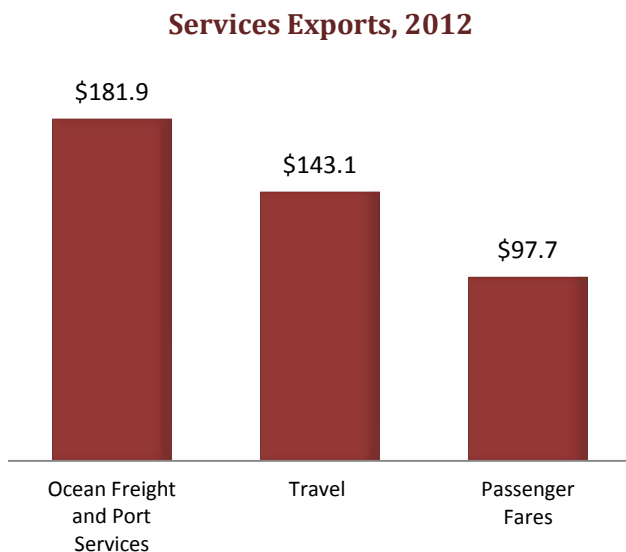
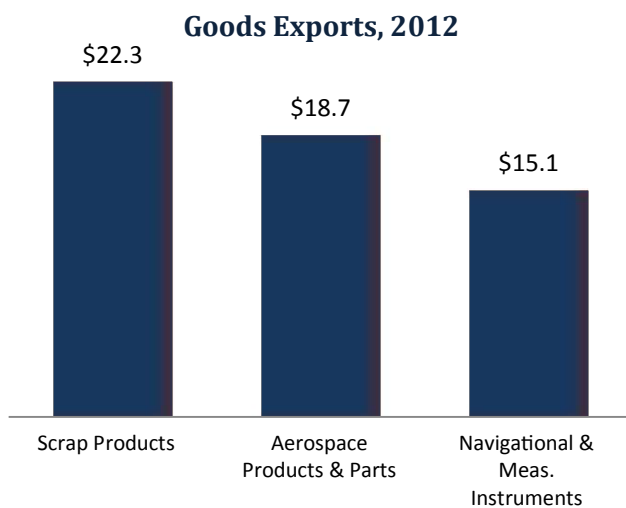
Florida's 24th District and TTIP

Florida's 24th District already has a strong trade relationship with the European Union, and a successful conclusion of the **Transatlantic Trade and Investment Partnership (TTIP)** would contribute significantly to the district's future economic growth.

The EU purchased an estimated \$141 million worth of goods (8 percent of goods exports) and \$653 million worth of services (28 percent of services exports) from Florida's 24th District in 2012.

Successful implementation of TTIP is estimated to increase Florida's 24th District's exports to the EU by 17 percent and could boost net employment by up to 1,635 jobs.

Current District Exports to European Union (\$ million)



Estimated Impacts of Full TTIP Implementation on Key Sectors

Top Sectors by Export Increase

Motor Vehicles	+\$28 million
Processed Foods	+\$20 million
Chemicals	+\$14 million

Estimated Job Growth in Key Sectors

Personal services	+280 jobs
Business services	+260 jobs
Construction	+70 jobs

BOTTOM LINE: Since 2006, Florida's 24th District's motor vehicle parts exports to the EU have increased by 438 percent. By reducing barriers to trade and investment, TTIP would facilitate future growth, increasing anticipated U.S. motor vehicle exports by a further 346.8 percent.



Florida's 25th District and TTIP

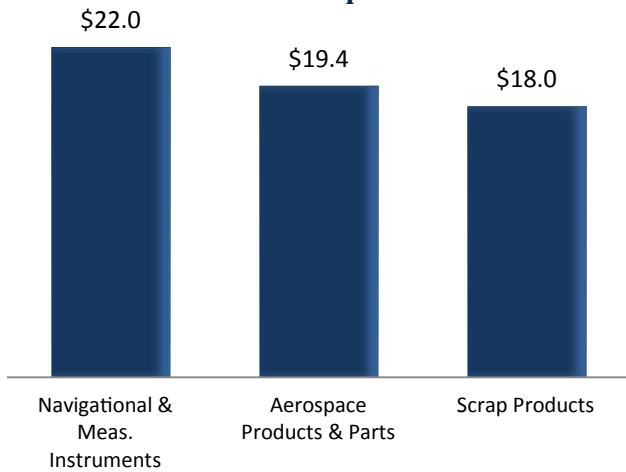
Florida's 25th District already has a strong trade relationship with the European Union, and a successful conclusion of the **Transatlantic Trade and Investment Partnership (TTIP)** would contribute significantly to the District's future economic growth.

The EU purchased an estimated \$164 million worth of goods (9 percent of goods exports) and \$770 million worth of services (31 percent of services exports) from Florida's 25th District in 2012.

Successful implementation of TTIP is estimated to increase Florida's 25th District's exports to the EU by 17.9 percent and could boost net employment by up to 1,675 jobs.

2012 District Exports to European Union (\$ million)

Goods Exports



Services Exports



Estimated Impacts of Full TTIP Implementation on Key District Sectors

Top Sectors by Export Increase

Motor Vehicles	+\$38 million
Processed Foods	+\$22 million
Chemicals	+\$16 million

Estimated Job Growth in Key Sectors

Personal services	+255 jobs
Business services	+255 jobs
Construction	+85 jobs

BOTTOM LINE: *Since 2006, the 25th District's navigational and measuring equipment exports to the EU have increased by 56 percent. By reducing barriers to trade and investment, TTIP would facilitate future growth, increasing anticipated electrical machinery exports by a further 44 percent.*



Florida's 26th District and TTIP

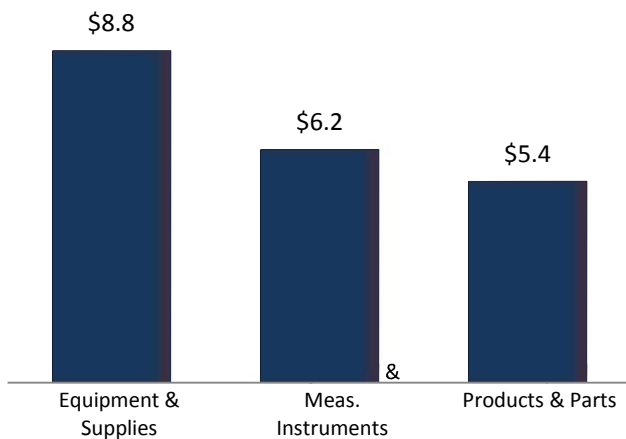
Florida's 26th District already has a strong trade relationship with the European Union, and a successful conclusion of the **Transatlantic Trade and Investment Partnership (TTIP)** would contribute significantly to the district's future economic growth.

The EU purchased an estimated \$48 million worth of goods (9 percent of goods exports) and \$390 million worth of services (27 percent of services exports) from Florida's 26th District in 2012.

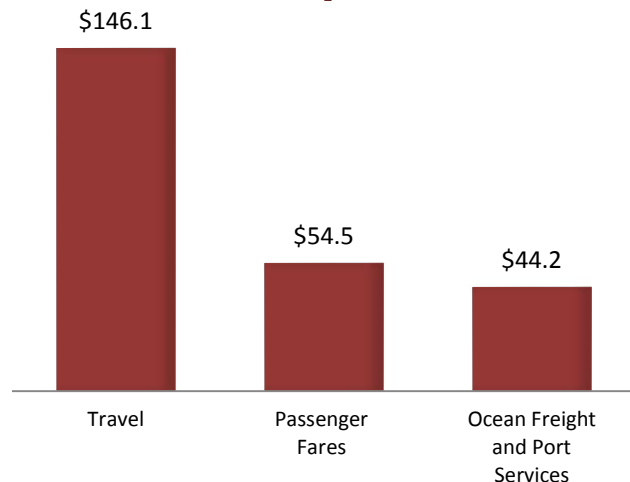
Successful implementation of TTIP is estimated to increase Florida's 26th District's exports to the EU by 10.8 percent and could boost net employment by up to 1,335 jobs.

Current District Exports to European Union (\$ million)

Goods Exports, 2012



Services Exports, 2012



Estimated Impacts of Full TTIP Implementation on Key Sectors

Top Sectors by Export Increase

Motor Vehicles	+\$7 million
Processed Foods	+\$7 million
Personal Services	+\$6 million

Estimated Job Growth in Key Sectors

Personal services	+300 jobs
Business services	+175 jobs
Construction	+65 jobs

BOTTOM LINE: Since 2006, Florida's 26th District's navigational and measuring instruments products exports to the EU have increased by 35 percent. By reducing barriers to trade and investment, TTIP would facilitate future growth, increasing anticipated U.S. electrical equipment exports by a further 44.1 percent.



Florida's 27th District and TTIP

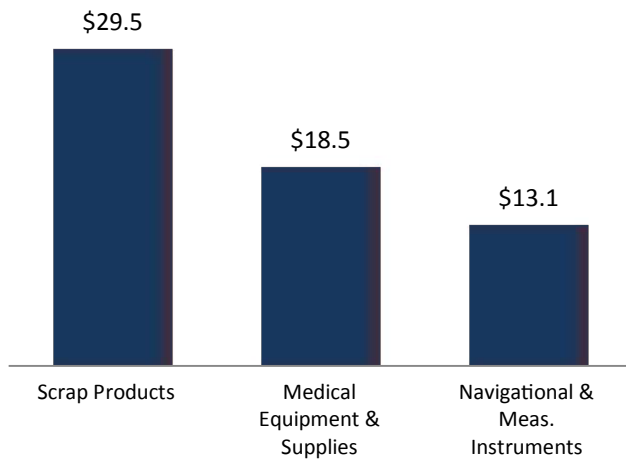
Florida's 27th District already has a strong trade relationship with the European Union, and a successful conclusion of the **Transatlantic Trade and Investment Partnership (TTIP)** would contribute significantly to the district's future economic growth.

The EU purchased an estimated \$118 million worth of goods (10 percent of goods exports) and \$916 million worth of services (28 percent of services exports) from Florida's 27th District in 2012.

Successful implementation of TTIP is estimated to increase Florida's 27th District's exports to the EU by 11.4 percent and could boost net employment by up to 1,995 jobs.

Current District Exports to European Union (\$ million)

Goods Exports, 2012



Services Exports, 2012



Estimated Impacts of Full TTIP Implementation on Key Sectors

Top Sectors by Export Increase

Motor Vehicles	+\$16 million
Processed Foods	+\$13 million
Chemicals	+\$10 million

Estimated Job Growth in Key Sectors

Personal services	+360 jobs
Business services	+295 jobs
Construction	+100 jobs

BOTTOM LINE: Since 2006, Florida's 27th District's motor vehicle exports to the EU have increased by 502 percent. By reducing barriers to trade and investment, TTIP would facilitate future growth, increasing anticipated U.S. motor vehicle exports by a further 346.8 percent.



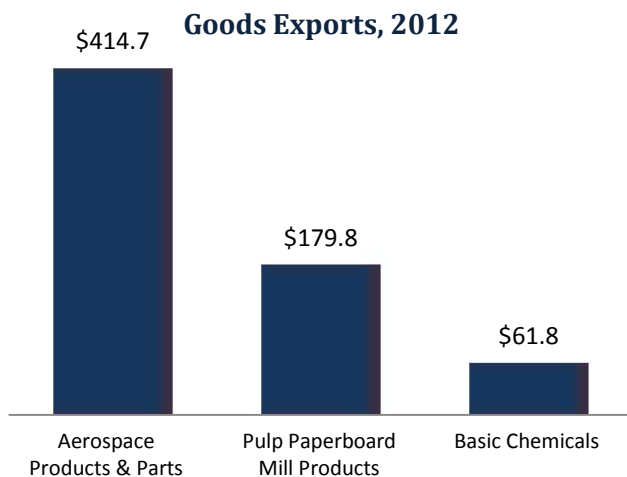
Georgia's 1st District and TTIP

Georgia's 1st District already has a strong trade relationship with the European Union, and a successful conclusion of the **Transatlantic Trade and Investment Partnership (TTIP)** would contribute significantly to the district's future economic growth.

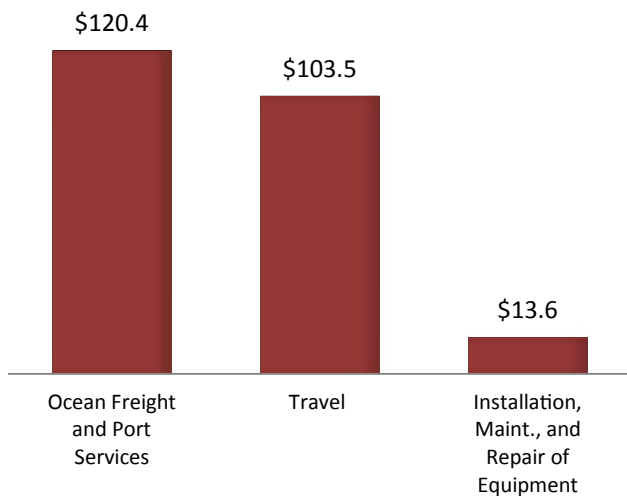
The EU purchased an estimated \$832 million worth of goods (20 percent of goods exports) and \$332 million worth of services (27 percent of services exports) from Georgia's 1st District in 2012.

Successful implementation of TTIP is estimated to increase Georgia's 1st District's exports to the EU by 34.2 percent and could boost net employment by up to 1,660 jobs.

Current District Exports to European Union (\$ million)



Services Exports, 2012



Estimated Impacts of Full TTIP Implementation on Key Sectors

Top Sectors by Export Increase

Other Transport Equipment	+\$178 million
Motor Vehicles	+\$147 million
Wood and Paper Products	+\$132 million

Estimated Job Growth in Key Sectors

Personal services	+295 jobs
Business services	+210 jobs
Other transport equipment	+115 jobs

BOTTOM LINE: Since 2006, Georgia's 1st District's pulp and paperboard mill products exports to the EU have increased by 83 percent. By reducing barriers to trade and investment, TTIP would facilitate future growth, increasing anticipated U.S. wood and paper products exports by a further 42.5 percent.



Georgia's 2nd District and TTIP

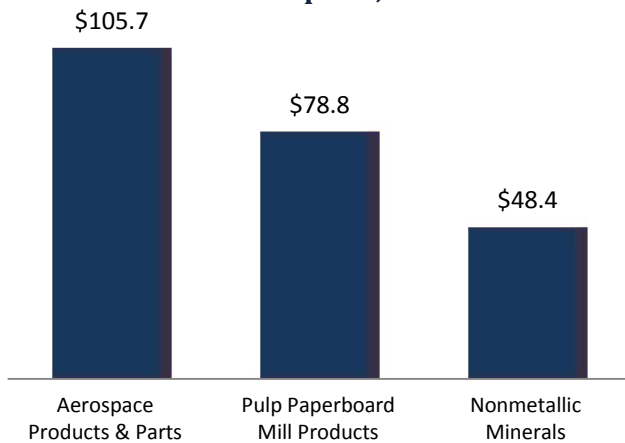
Georgia's 2nd District already has a strong trade relationship with the European Union, and a successful conclusion of the **Transatlantic Trade and Investment Partnership (TTIP)** would contribute significantly to the district's future economic growth.

The EU purchased an estimated \$510 million worth of goods (16 percent of goods exports) and \$203 million worth of services (28 percent of services exports) from Georgia's 2nd District in 2012.

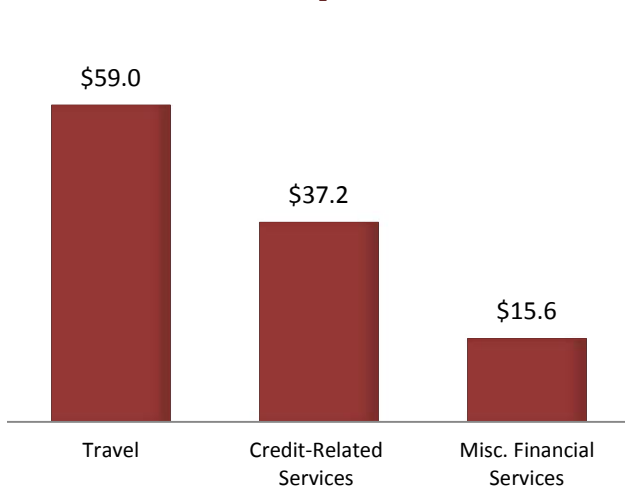
Successful implementation of TTIP is estimated to increase Georgia's 2nd District's exports to the EU by 55.6 percent and could boost net employment by up to 1,415 jobs.

Current District Exports to European Union (\$ million)

Goods Exports, 2012



Services Exports, 2012



Estimated Impacts of Full TTIP Implementation on Key Sectors

Top Sectors by Export Increase

Motor Vehicles	+\$380 million
Wood and Paper Products	+\$62 million
Other Transport Equipment	+\$48 million

Estimated Job Growth in Key Sectors

Personal services	+195 jobs
Business services	+195 jobs
Construction	+80 jobs

BOTTOM LINE: Since 2006, Georgia's 2nd District's motor vehicle exports to the EU have increased by 250 percent. By reducing barriers to trade and investment, TTIP would facilitate future growth, increasing anticipated U.S. motor vehicle exports by a further 346.8 percent.



Georgia's 3rd District and TTIP

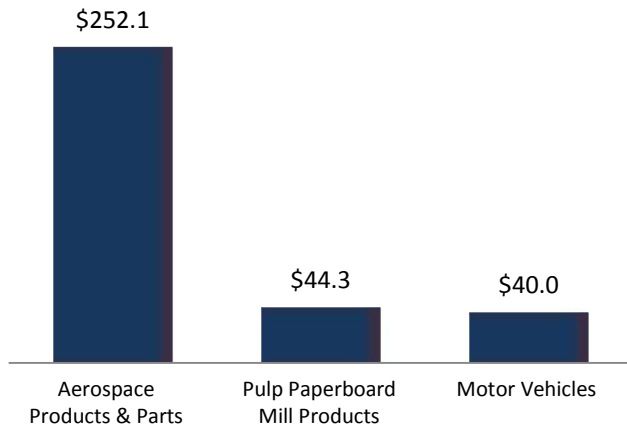
Georgia's 3rd District already has a strong trade relationship with the European Union, and a successful conclusion of the **Transatlantic Trade and Investment Partnership (TTIP)** would contribute significantly to the district's future economic growth.

The EU purchased an estimated \$617 million worth of goods (16 percent of goods exports) and \$170 million worth of services (30 percent of services exports) from Georgia's 3rd District in 2012.

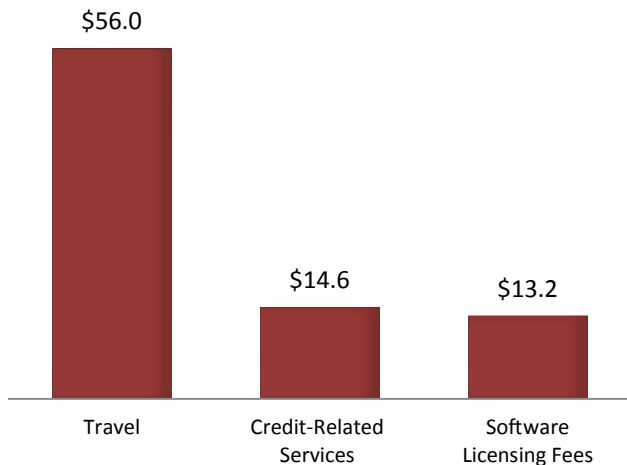
Successful implementation of TTIP is estimated to increase Georgia's 3rd District's exports to the EU by 61.6 percent and could boost net employment by up to 1,325 jobs.

Current District Exports to European Union (\$ million)

Goods Exports, 2012



Services Exports, 2012



Estimated Impacts of Full TTIP Implementation on Key Sectors

Top Sectors by Export Increase

Motor Vehicles	+\$435 million
Other Transport Equipment	+\$113 million
Metals and Metal Products	+\$59 million

Estimated Job Growth in Key Sectors

Personal services	+190 jobs
Business services	+185 jobs
Construction	+100 jobs

BOTTOM LINE: Since 2006, Georgia's 3rd District's motor vehicle exports to the EU have increased by 297 percent. By reducing barriers to trade and investment, TTIP would facilitate future growth, increasing anticipated U.S. motor vehicle exports by a further 346.8 percent.



Georgia's 4th District and TTIP

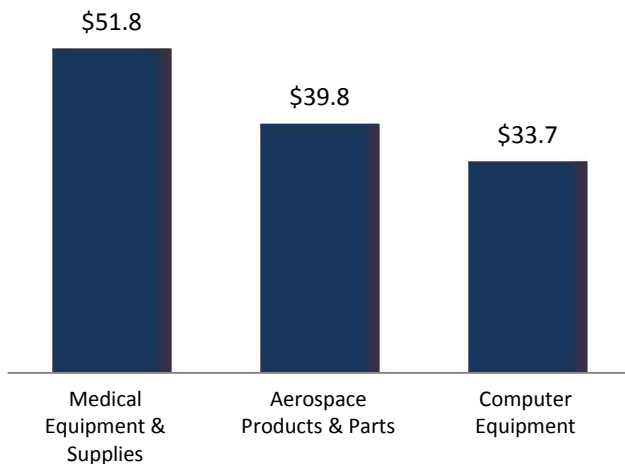
Georgia's 4th District already has a strong trade relationship with the European Union, and a successful conclusion of the **Transatlantic Trade and Investment Partnership (TTIP)** would contribute significantly to the district's future economic growth.

The EU purchased an estimated \$309 million worth of goods (21 percent of goods exports) and \$217 million worth of services (30 percent of services exports) from Georgia's 4th District in 2012.

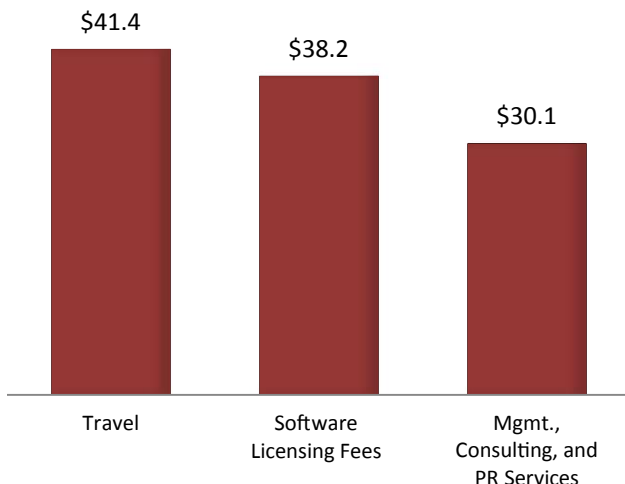
Successful implementation of TTIP is estimated to increase Georgia's 4th District's exports to the EU by 24.9 percent and could boost net employment by up to 1,555 jobs.

Current District Exports to European Union (\$ million)

Goods Exports, 2012



Services Exports, 2012



Estimated Impacts of Full TTIP Implementation on Key Sectors

Top Sectors by Export Increase

Motor Vehicles	+\$35 million
Wood and Paper Products	+\$29 million
Other Machinery	+\$24 million

Estimated Job Growth in Key Sectors

Business services	+305 jobs
Personal services	+175 jobs
Construction	+105 jobs

BOTTOM LINE: Since 2006, Georgia's 4th District's medical equipment and supplies exports to the EU have increased by 275 percent. By reducing barriers to trade and investment, TTIP would facilitate future growth, increasing anticipated U.S. electrical machinery exports by a further 44.1 percent.



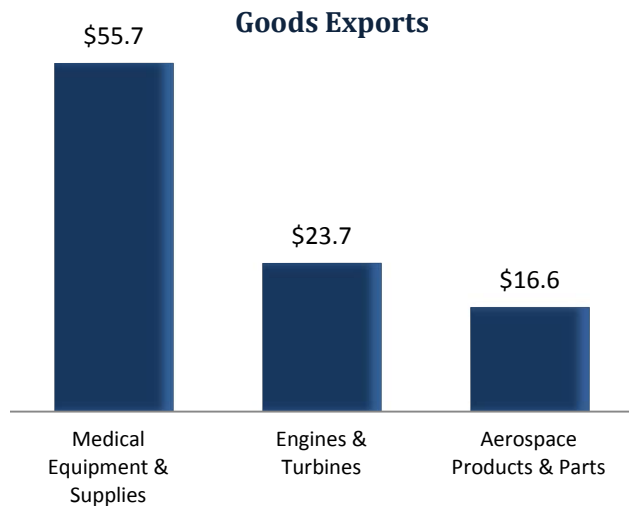
Georgia's 5th District and TTIP

Georgia's 5th District already has a strong trade relationship with the European Union, and a successful conclusion of the **Transatlantic Trade and Investment Partnership (TTIP)** would contribute significantly to the District's future economic growth.

The EU purchased an estimated \$166 million worth of goods (20 percent of goods exports) and \$1.7 billion worth of services (30 percent of services exports) from Georgia's 5th District in 2012.

Successful implementation of TTIP is estimated to increase Georgia's 5th District's exports to the EU by 7.1 percent and could boost net employment by up to 3,475 jobs.

2012 District Exports to European Union (\$ million)



Estimated Impacts of Full TTIP Implementation on Key District Sectors

Top Sectors by Export Increase

Communications	+\$17 million
Chemicals	+\$15 million
Processed Foods	+\$10 million

Estimated Job Growth in Key Sectors

Business services	+685 jobs
Personal services	+410 jobs
Communications	+145 jobs

BOTTOM LINE: Since 2006, the 5th District's medical equipment and supplies exports to the EU have increased by 91 percent. By reducing barriers to trade and investment, TTIP would facilitate future growth, increasing anticipated electrical machinery exports by a further 44 percent.



Georgia's 6th District and TTIP

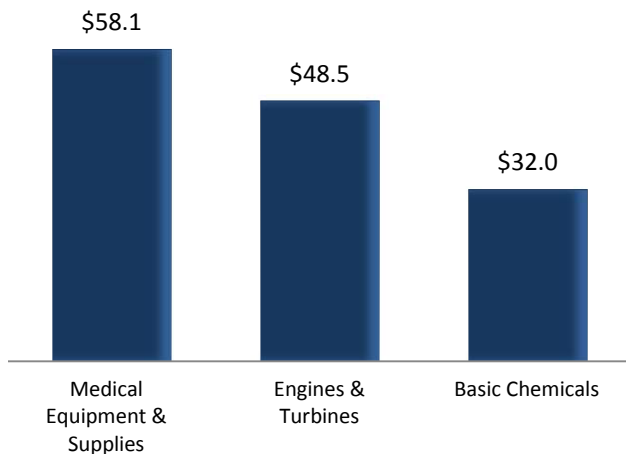
Georgia's 6th District already has a strong trade relationship with the European Union, and a successful conclusion of the **Transatlantic Trade and Investment Partnership (TTIP)** would contribute significantly to the District's future economic growth.

The EU purchased an estimated \$297 million worth of goods (20 percent of goods exports) and \$1.2 billion worth of services (32 percent of services exports) from Georgia's 6th District in 2012.

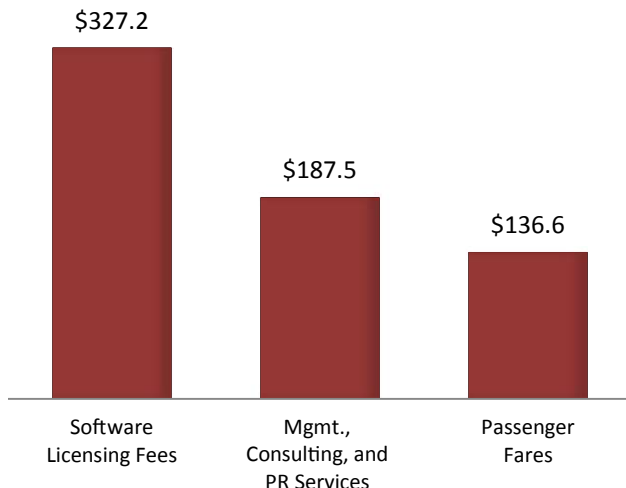
Successful implementation of TTIP is estimated to increase Georgia's 6th District's exports to the EU by 14.1 percent and could boost net employment by up to 3,560 jobs.

2012 District Exports to European Union (\$ million)

Goods Exports



Services Exports



Estimated Impacts of Full TTIP Implementation on Key District Sectors

Top Sectors by Export Increase

Motor Vehicles	+\$44 million
Chemicals	+\$41 million
Wood and Paper Products	+\$25 million

Estimated Job Growth in Key Sectors

Business services	+860 jobs
Personal services	+355 jobs
Construction	+175 jobs

BOTTOM LINE: Since 2006, the 6th District's engine and turbine exports to the EU have increased by 618 percent. By reducing barriers to trade and investment, TTIP would facilitate future growth, increasing anticipated machinery exports by a further 17 percent.



Georgia's 7th District and TTIP

Georgia's 7th District already has a strong trade relationship with the European Union, and a successful conclusion of the **Transatlantic Trade and Investment Partnership (TTIP)** would contribute significantly to the district's future economic growth.

The EU purchased an estimated \$418 million worth of goods (20 percent of goods exports) and \$376 million worth of services (33 percent of services exports) from Georgia's 7th District in 2012.

Successful implementation of TTIP is estimated to increase Georgia's 7th District's exports to the EU by 27 percent and could boost net employment by up to 1,945 jobs.

Current District Exports to European Union (\$ million)



Estimated Impacts of Full TTIP Implementation on Key Sectors

Top Sectors by Export Increase

Motor Vehicles	+\$64 million
Electrical Machinery	+\$45 million
Other Machinery	+\$35 million

Estimated Job Growth in Key Sectors

Business services	+445 jobs
Personal services	+205 jobs
Construction	+165 jobs

BOTTOM LINE: Since 2006, Georgia's 7th District's electrical equipment exports to the EU have increased by 611 percent. By reducing barriers to trade and investment, TTIP would facilitate future growth, increasing anticipated U.S. electrical equipment exports by a further 44.1 percent.



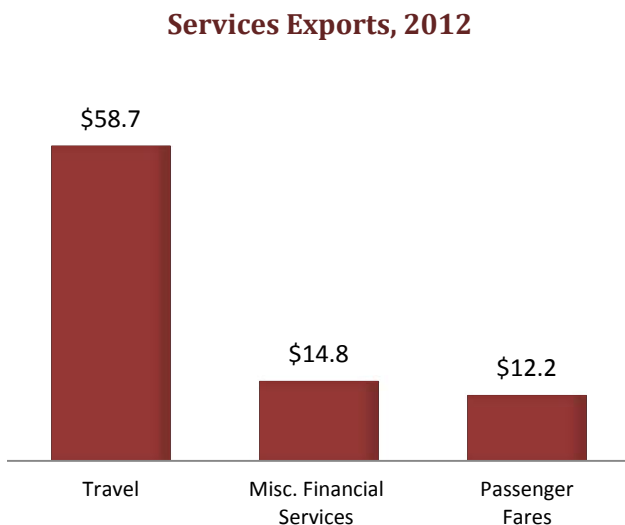
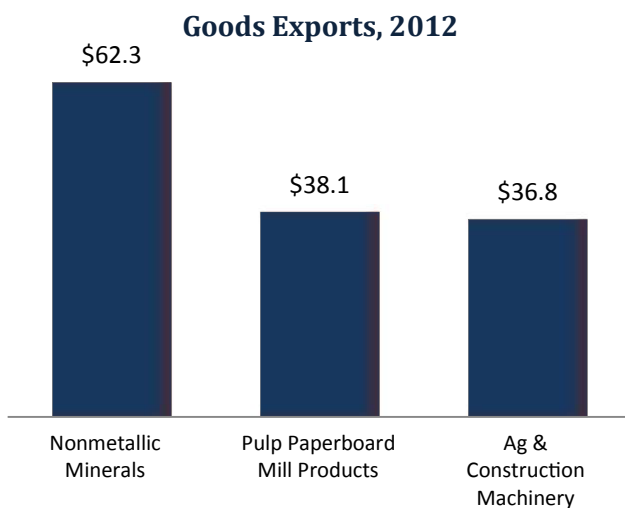
Georgia's 8th District and TTIP

Georgia's 8th District already has a strong trade relationship with the European Union, and a successful conclusion of the **Transatlantic Trade and Investment Partnership (TTIP)** would contribute significantly to the district's future economic growth.

The EU purchased an estimated \$396 million worth of goods (17 percent of goods exports) and \$165 million worth of services (28 percent of services exports) from Georgia's 8th District in 2012.

Successful implementation of TTIP is estimated to increase Georgia's 8th District's exports to the EU by 24.4 percent and could boost net employment by up to 1,250 jobs.

Current District Exports to European Union (\$ million)



Estimated Impacts of Full TTIP Implementation on Key Sectors

Top Sectors by Export Increase

Motor Vehicles	+\$44 million
Wood and Paper Products	+\$37 million
Other Machinery	+\$35 million

Estimated Job Growth in Key Sectors

Personal services	+205 jobs
Business services	+180 jobs
Construction	+75 jobs

BOTTOM LINE: Since 2006, Georgia's 8th District's wood products exports to the EU have increased 43-fold. By reducing barriers to trade and investment, TTIP would facilitate future growth, increasing anticipated U.S. wood and paper products exports by a further 42.5 percent.



Georgia's 9th District and TTIP

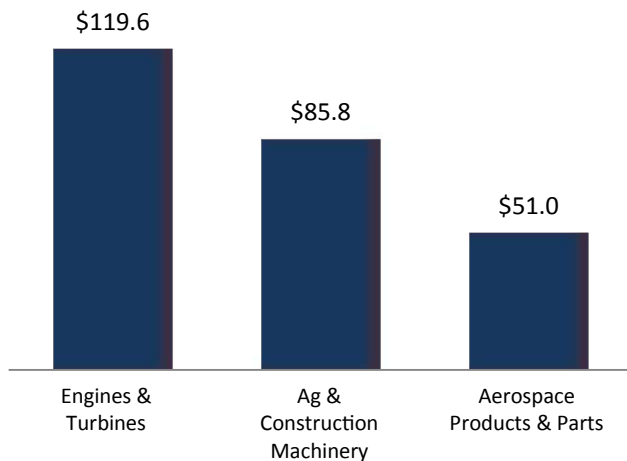
Georgia's 9th District already has a strong trade relationship with the European Union, and a successful conclusion of the **Transatlantic Trade and Investment Partnership (TTIP)** would contribute significantly to the district's future economic growth.

The EU purchased an estimated \$666 million worth of goods (15 percent of goods exports) and \$122 million worth of services (29 percent of services exports) from Georgia's 9th District in 2012.

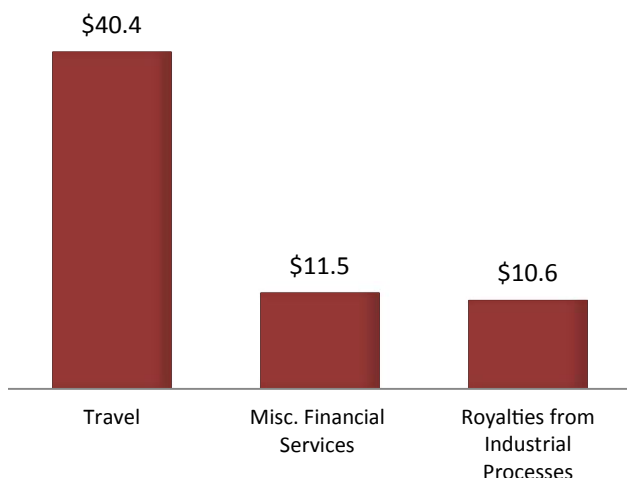
Successful implementation of TTIP is estimated to increase Georgia's 9th District's exports to the EU by 49.4 percent and could boost net employment by up to 1,130 jobs.

Current District Exports to European Union (\$ million)

Goods Exports, 2012



Services Exports, 2012



Estimated Impacts of Full TTIP Implementation on Key Sectors

Top Sectors by Export Increase

Motor Vehicles	+\$373 million
Other Machinery	+\$103 million
Processed Foods	+\$61 million

Estimated Job Growth in Key Sectors

Personal services	+165 jobs
Business services	+135 jobs
Other machinery	+85 jobs

BOTTOM LINE: Since 2006, Georgia's 9th District's motor vehicle exports to the EU have increased by 137 percent. By reducing barriers to trade and investment, TTIP would facilitate future growth, increasing anticipated U.S. motor vehicle exports by a further 346.8 percent.



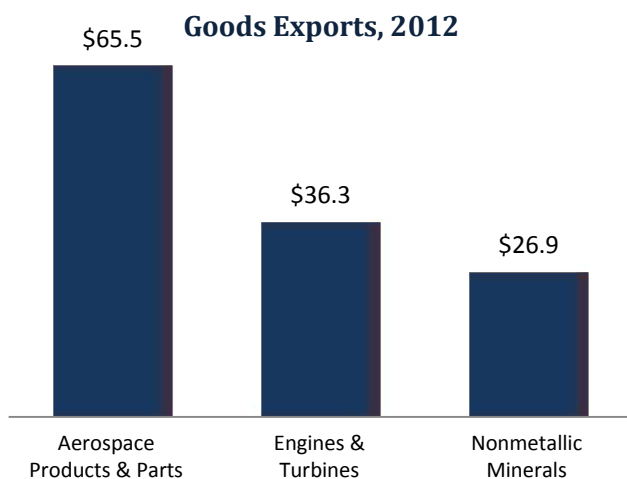
Georgia's 10th District and TTIP

Georgia's 10th District already has a strong trade relationship with the European Union, and a successful conclusion of the **Transatlantic Trade and Investment Partnership (TTIP)** would contribute significantly to the district's future economic growth.

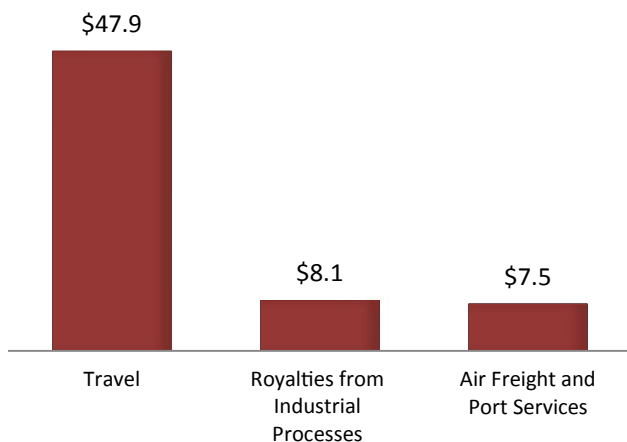
The EU purchased an estimated \$383 million worth of goods (18 percent of goods exports) and \$131 million worth of services (27 percent of services exports) from Georgia's 10th District in 2012.

Successful implementation of TTIP is estimated to increase Georgia's 10th District's exports to the EU by 29 percent and could boost net employment by up to 1,095 jobs.

Current District Exports to European Union (\$ million)



Services Exports, 2012



Estimated Impacts of Full TTIP Implementation on Key Sectors

Top Sectors by Export Increase

Motor Vehicles	+\$48 million
Chemicals	+\$37 million
Other Transport Equipment	+\$30 million

Estimated Job Growth in Key Sectors

Personal services	+160 jobs
Business services	+135 jobs
Construction	+90 jobs

BOTTOM LINE: Since 2006, Georgia's 10th District's motor vehicle exports to the EU have increased by 160 percent. By reducing barriers to trade and investment, TTIP would facilitate future growth, increasing anticipated U.S. motor vehicle exports by a further 346.8 percent.



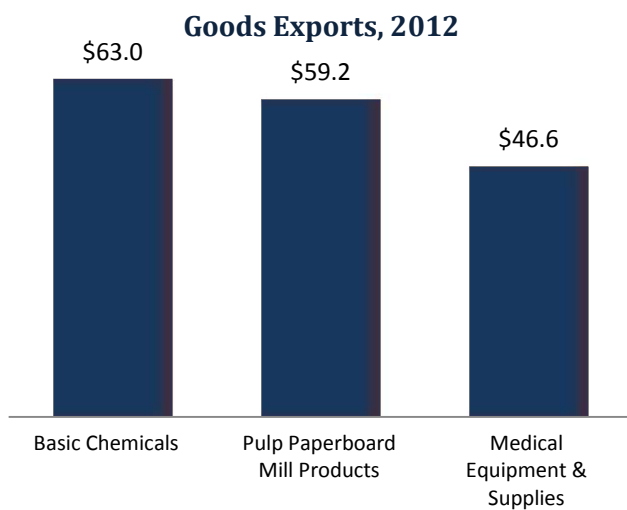
Georgia's 11th District and TTIP

Georgia's 11th District already has a strong trade relationship with the European Union, and a successful conclusion of the **Transatlantic Trade and Investment Partnership (TTIP)** would contribute significantly to the district's future economic growth.

The EU purchased an estimated \$424 million worth of goods (18 percent of goods exports) and \$409 million worth of services (32 percent of services exports) from Georgia's 11th District in 2012.

Successful implementation of TTIP is estimated to increase Georgia's 11th District's exports to the EU by 32.3 percent and could boost net employment by up to 2,025 jobs.

Current District Exports to European Union (\$ million)



Estimated Impacts of Full TTIP Implementation on Key Sectors

Top Sectors by Export Increase

Motor Vehicles	+\$128 million
Chemicals	+\$79 million
Wood and Paper Products	+\$46 million

Estimated Job Growth in Key Sectors

Business services	+405 jobs
Personal services	+245 jobs
Construction	+140 jobs

BOTTOM LINE: Since 2006, Georgia's 11th District's pulp and paperboard mill products exports to the EU have increased by 64 percent. By reducing barriers to trade and investment, TTIP would facilitate future growth, increasing anticipated U.S. wood and paper exports by a further 42.5 percent.



Georgia's 12th District and TTIP

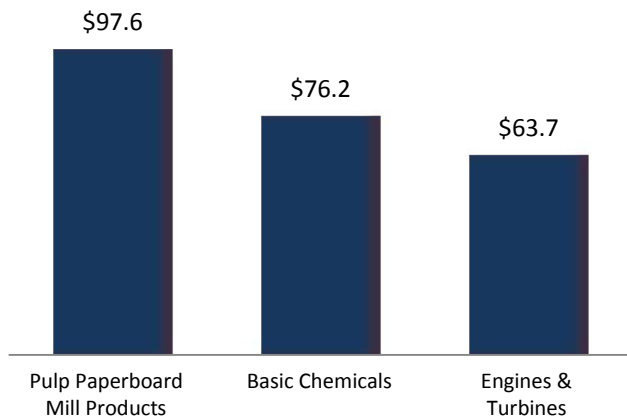
Georgia's 12th District already has a strong trade relationship with the European Union, and a successful conclusion of the **Transatlantic Trade and Investment Partnership (TTIP)** would contribute significantly to the district's future economic growth.

The EU purchased an estimated \$599 million worth of goods (19 percent of goods exports) and \$156 million worth of services (28 percent of services exports) from Georgia's 12th District in 2012.

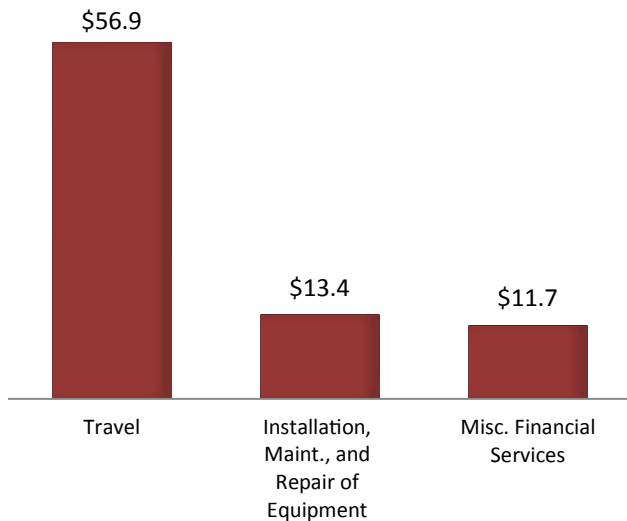
Successful implementation of TTIP is estimated to increase Georgia's 12th District's exports to the EU by 32.2 percent and could boost net employment by up to 1,370 jobs.

Current District Exports to European Union (\$ million)

Goods Exports, 2012



Services Exports, 2012



Estimated Impacts of Full TTIP Implementation on Key Sectors

Top Sectors by Export Increase

Motor Vehicles	+\$87 million
Chemicals	+\$76 million
Wood and Paper Products	+\$75 million

Estimated Job Growth in Key Sectors

Personal services	+200 jobs
Business services	+195 jobs
Construction	+105 jobs

BOTTOM LINE: Since 2006, Georgia's 12th District's pulp and paperboard mill products exports to the EU have increased by 21 percent. By reducing barriers to trade and investment, TTIP would facilitate future growth, increasing anticipated U.S. wood and paper products exports by a further 42.5 percent.



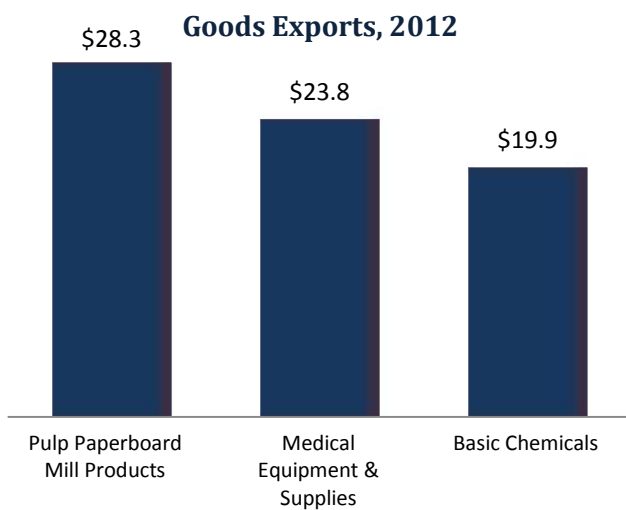
Georgia's 13th District and TTIP

Georgia's 13th District already has a strong trade relationship with the European Union, and a successful conclusion of the **Transatlantic Trade and Investment Partnership (TTIP)** would contribute significantly to the district's future economic growth.

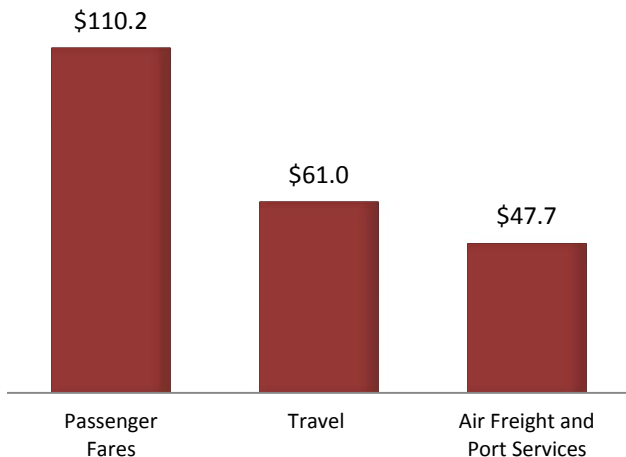
The EU purchased an estimated \$188 million worth of goods (19 percent of goods exports) and \$337 million worth of services (29 percent of services exports) from Georgia's 13th District in 2012.

Successful implementation of TTIP is estimated to increase Georgia's 13th District's exports to the EU by 15.4 percent and could boost net employment by up to 1,565 jobs.

Current District Exports to European Union (\$ million)



Services Exports, 2012



Estimated Impacts of Full TTIP Implementation on Key Sectors

Top Sectors by Export Increase

Chemicals	+\$37 million
Wood and Paper Products	+\$23 million
Other Machinery	+\$14 million

Estimated Job Growth in Key Sectors

Business services	+260 jobs
Personal services	+210 jobs
Construction	+80 jobs

BOTTOM LINE: Since 2006, Georgia's 13th District's pulp and paperboard mill products exports to the EU have increased by 106 percent. By reducing barriers to trade and investment, TTIP would facilitate future growth, increasing anticipated U.S. wood and paper exports by a further 42.5 percent.



Georgia's 14th District and TTIP

Georgia's 14th District already has a strong trade relationship with the European Union, and a successful conclusion of the **Transatlantic Trade and Investment Partnership (TTIP)** would contribute significantly to the district's future economic growth.

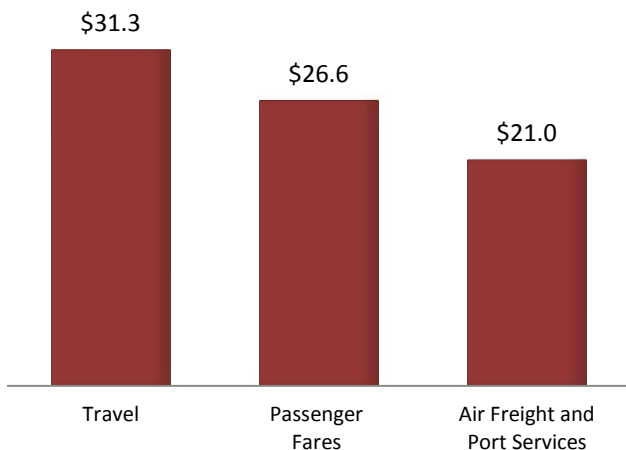
The EU purchased an estimated \$484 million worth of goods (15 percent of goods exports) and \$145 million worth of services (30 percent of services exports) from Georgia's 14th District in 2012.

Successful implementation of TTIP is estimated to increase Georgia's 14th District's exports to the EU by 33.5 percent and could boost net employment by up to 1,265 jobs.

Current District Exports to European Union (\$ million)



Services Exports, 2012



Estimated Impacts of Full TTIP Implementation on Key Sectors

Top Sectors by Export Increase

Motor Vehicles	+\$102 million
Chemicals	+\$74 million
Wood and Paper Products	+\$43 million

Estimated Job Growth in Key Sectors

Other manufactures	+250 jobs
Personal services	+135 jobs
Business services	+130 jobs

BOTTOM LINE: Since 2006, Georgia's 14th District's resins and synthetic fibers exports to the EU have increased by 208 percent. By reducing barriers to trade and investment, TTIP would facilitate future growth, increasing anticipated U.S. chemicals exports by a further 34.2 percent.



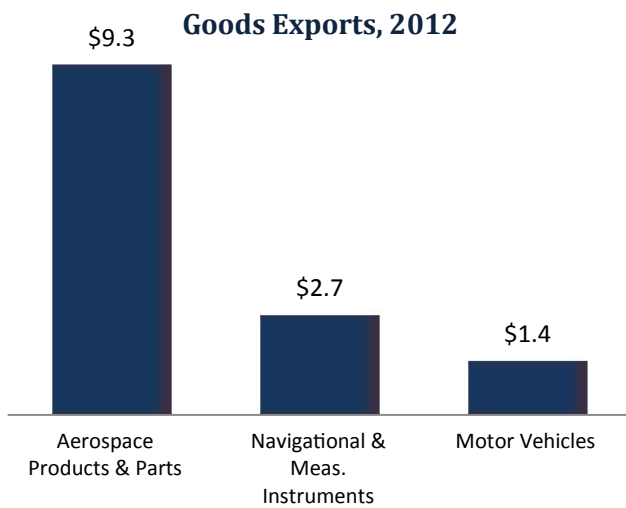
Hawaii's 1st District and TTIP

Hawaii's 1st District already has a strong trade relationship with the European Union, and a successful conclusion of the **Transatlantic Trade and Investment Partnership (TTIP)** would contribute significantly to the district's future economic growth.

The EU purchased an estimated \$18 million worth of goods (4 percent of goods exports) and \$614 million worth of services (27 percent of services exports) from Hawaii's 1st District in 2012.

Successful implementation of TTIP is estimated to increase Hawaii's 1st District's exports to the EU by 8.6 percent and could boost net employment by up to 1,940 jobs.

Current District Exports to European Union (\$ million)



Estimated Impacts of Full TTIP Implementation on Key Sectors

Top Sectors by Export Increase

Motor Vehicles	+\$10 million
Personal Services	+\$6 million
Other Transport Equipment	+\$4 million

Estimated Job Growth in Key Sectors

Personal services	+375 jobs
Business services	+315 jobs
Construction	+155 jobs

BOTTOM LINE: Since 2006, Hawaii's 1st District's aerospace products exports to the EU have increased by 118 percent. By reducing barriers to trade and investment, TTIP would facilitate future growth, increasing anticipated U.S. transportation equipment exports by a further 27.8 percent.



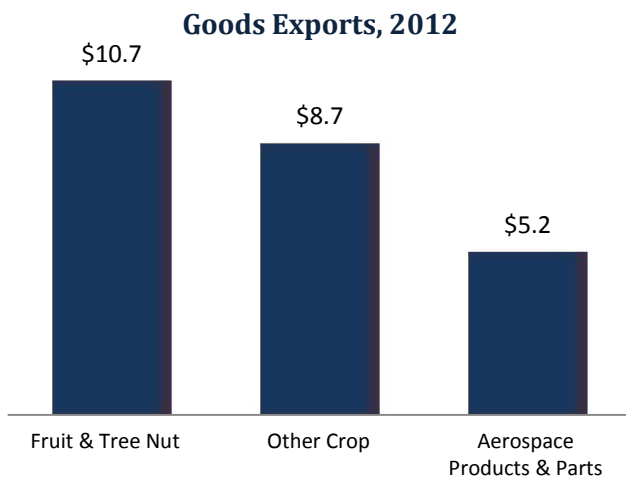
Hawaii's 2nd District and TTIP

Hawaii's 2nd District already has a strong trade relationship with the European Union, and a successful conclusion of the **Transatlantic Trade and Investment Partnership (TTIP)** would contribute significantly to the district's future economic growth.

The EU purchased an estimated \$31 million worth of goods (8 percent of goods exports) and \$387 million worth of services (25 percent of services exports) from Hawaii's 2nd District in 2012.

Successful implementation of TTIP is estimated to increase Hawaii's 2nd District's exports to the EU by 11.3 percent and could boost net employment by up to 1,310 jobs.

Current District Exports to European Union (\$ million)



Estimated Impacts of Full TTIP Implementation on Key Sectors

Top Sectors by Export Increase

Personal Services	+\$12 million
Motor Vehicles	+\$5 million
Agr Forestry Fisheries	+\$5 million

Estimated Job Growth in Key Sectors

Personal services	+375 jobs
Business services	+165 jobs
Construction	+75 jobs

BOTTOM LINE: Since 2006, Hawaii's 2nd District's aerospace product exports to the EU have increased by 61 percent. By reducing barriers to trade and investment, TTIP would facilitate future growth, increasing anticipated U.S. transportation equipment exports by a further 27.8 percent.



Idaho's 1st District and TTIP

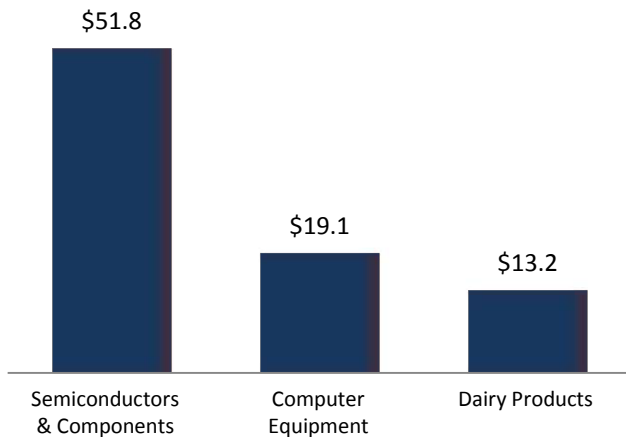
Idaho's 1st District already has a strong trade relationship with the European Union, and a successful conclusion of the **Transatlantic Trade and Investment Partnership (TTIP)** would contribute significantly to the district's future economic growth.

The EU purchased an estimated \$172 million worth of goods (6 percent of goods exports) and \$213 million worth of services (32 percent of services exports) from Idaho's 1st District in 2012.

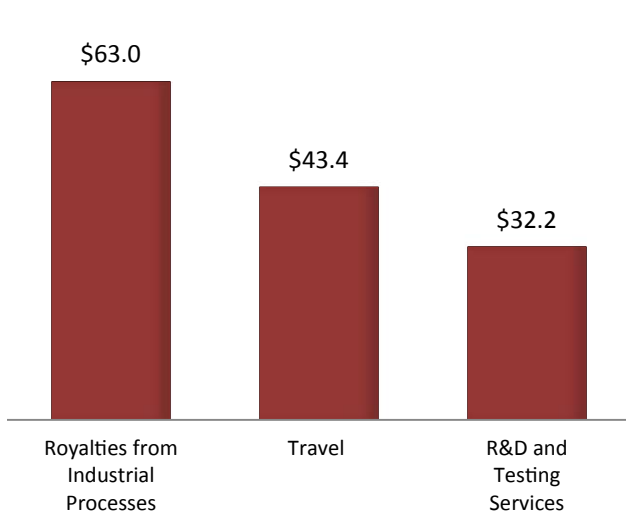
Successful implementation of TTIP is estimated to increase Idaho's 1st District's exports to the EU by 30.4 percent and could boost net employment by up to 1,470 jobs.

Current District Exports to European Union (\$ million)

Goods Exports, 2012



Services Exports, 2012



Estimated Impacts of Full TTIP Implementation on Key Sectors

Top Sectors by Export Increase

Metals and Metal Products	+\$45 million
Electrical Machinery	+\$23 million
Processed Foods	+\$20 million

Estimated Job Growth in Key Sectors

Business services	+210 jobs
Personal services	+190 jobs
Construction	+125 jobs

BOTTOM LINE: Since 2006, Idaho's 1st District's dairy product exports to the EU have increased by 853 percent. By reducing barriers to trade and investment, TTIP would facilitate future growth, increasing anticipated U.S. processed foods exports by a further 74.8 percent.



Idaho's 2nd District and TTIP

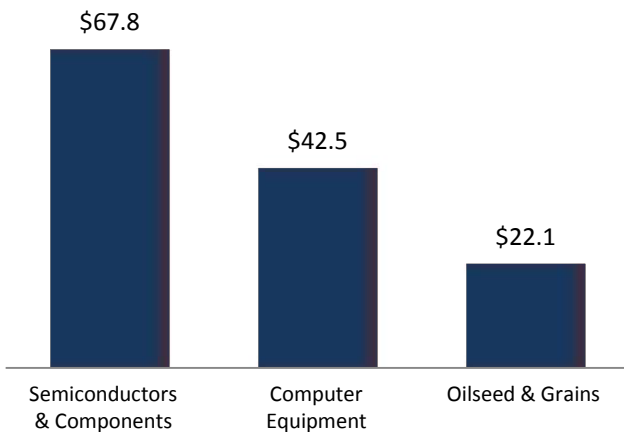
Idaho's 2nd District already has a strong trade relationship with the European Union, and a successful conclusion of the **Transatlantic Trade and Investment Partnership (TTIP)** would contribute significantly to the district's future economic growth.

The EU purchased an estimated \$200 million worth of goods (6 percent of goods exports) and \$320 million worth of services (32 percent of services exports) from Idaho's 2nd District in 2012.

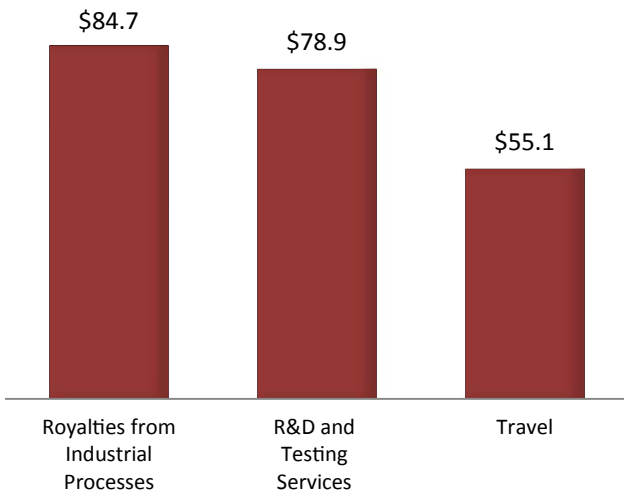
Successful implementation of TTIP is estimated to increase Idaho's 2nd District's exports to the EU by 19 percent and could boost net employment by up to 1,875 jobs.

Current District Exports to European Union (\$ million)

Goods Exports, 2012



Services Exports, 2012



Estimated Impacts of Full TTIP Implementation on Key Sectors

Top Sectors by Export Increase

Electrical Machinery	+\$32 million
Processed Foods	+\$15 million
Motor Vehicles	+\$6 million

Estimated Job Growth in Key Sectors

Business services	+295 jobs
Personal services	+235 jobs
Construction	+155 jobs

BOTTOM LINE: Since 2006, Idaho's 2nd District's dairy products exports to the EU have increased 12-fold. By reducing barriers to trade and investment, TTIP would facilitate future growth, increasing anticipated U.S. processed foods exports by a further 74.8 percent.



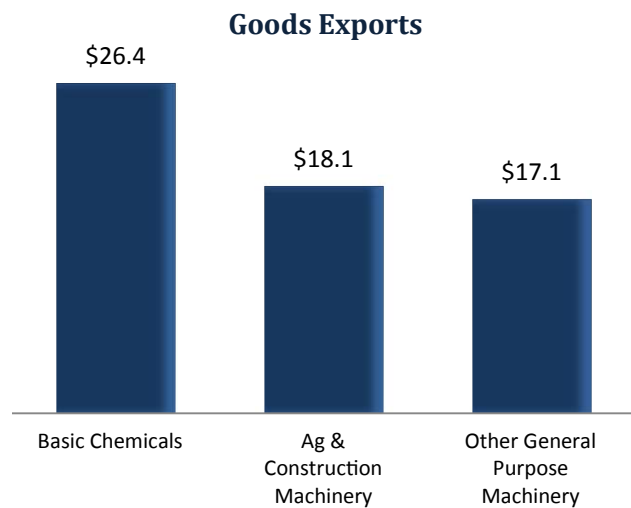
Illinois' 1st District and TTIP

Illinois' 1st District already has a strong trade relationship with the European Union, and a successful conclusion of the **Transatlantic Trade and Investment Partnership (TTIP)** would contribute significantly to the District's future economic growth.

The EU purchased an estimated \$237 million worth of goods (16 percent of goods exports) and \$370 million worth of services (28 percent of services exports) from Illinois' 1st District in 2012.

Successful implementation of TTIP is estimated to increase Illinois' 1st District's exports to the EU by 21.9 percent and could boost net employment by up to 1,295 jobs.

2012 District Exports to European Union (\$ million)



Estimated Impacts of Full TTIP Implementation on Key District Sectors

Top Sectors by Export Increase

Motor Vehicles	+\$64 million
Chemicals	+\$46 million
Other Machinery	+\$21 million

Estimated Job Growth in Key Sectors

Business services	+225 jobs
Personal services	+165 jobs
Construction	+60 jobs

BOTTOM LINE: Since 2006, the 1st District's agriculture and construction machinery exports to the EU have increased by 70 percent. By reducing barriers to trade and investment, TTIP would facilitate future growth, increasing anticipated machinery exports by a further 17 percent.



Illinois' 2nd District and TTIP

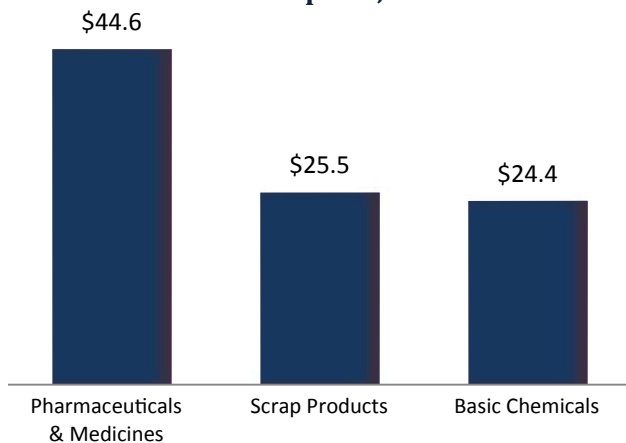
Illinois' 2nd District already has a strong trade relationship with the European Union, and a successful conclusion of the **Transatlantic Trade and Investment Partnership (TTIP)** would contribute significantly to the district's future economic growth.

The EU purchased an estimated \$346 million worth of goods (16 percent of goods exports) and \$363 million worth of services (32 percent of services exports) from Illinois' 2nd District in 2012.

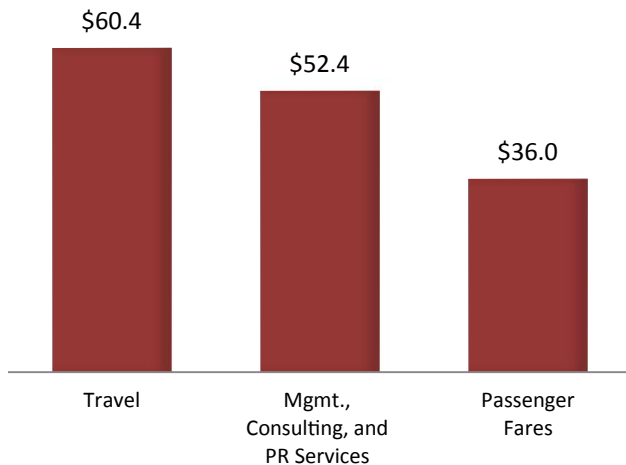
Successful implementation of TTIP is estimated to increase Illinois' 2nd District's exports to the EU by 29 percent and could boost net employment by up to 1,335 jobs.

Current District Exports to European Union (\$ million)

Goods Exports, 2012



Services Exports, 2012



Estimated Impacts of Full TTIP Implementation on Key Sectors

Top Sectors by Export Increase

Motor Vehicles	+\$127 million
Chemicals	+\$74 million
Other Machinery	+\$24 million

Estimated Job Growth in Key Sectors

Business services	+230 jobs
Personal services	+165 jobs
Construction	+55 jobs

BOTTOM LINE: Since 2006, Illinois' 2nd District's pharmaceuticals exports to the EU have increased by 18 percent. By reducing barriers to trade and investment, TTIP would facilitate future growth, increasing anticipated U.S. chemicals exports by a further 34.2 percent.



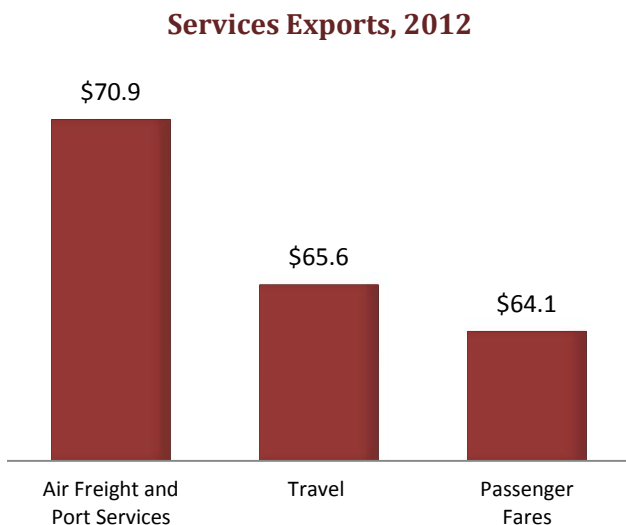
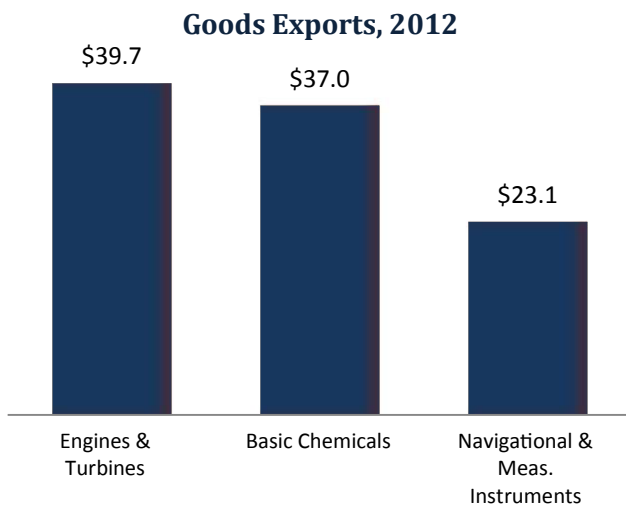
Illinois' 3rd District and TTIP

Illinois' 3rd District already has a strong trade relationship with the European Union, and a successful conclusion of the **Transatlantic Trade and Investment Partnership (TTIP)** would contribute significantly to the district's future economic growth.

The EU purchased an estimated \$343 million worth of goods (17 percent of goods exports) and \$459 million worth of services (32 percent of services exports) from Illinois' 3rd District in 2012.

Successful implementation of TTIP is estimated to increase Illinois' 3rd District's exports to the EU by 28.4 percent and could boost net employment by up to 1,400 jobs.

Current District Exports to European Union (\$ million)



Estimated Impacts of Full TTIP Implementation on Key Sectors

Top Sectors by Export Increase

Motor Vehicles	+\$134 million
Chemicals	+\$57 million
Other Machinery	+\$24 million

Estimated Job Growth in Key Sectors

Business services	+260 jobs
Personal services	+185 jobs
Construction	+60 jobs

BOTTOM LINE: Since 2006, Illinois' 3rd District's engines and turbines exports to the EU have increased by 42 percent. By reducing barriers to trade and investment, TTIP would facilitate future growth, increasing anticipated U.S. machinery exports by a further 16.7 percent.



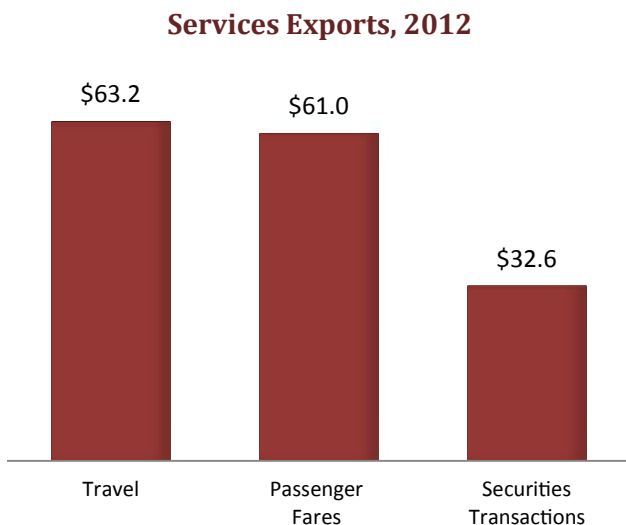
Illinois' 4th District and TTIP

Illinois' 4th District already has a strong trade relationship with the European Union, and a successful conclusion of the **Transatlantic Trade and Investment Partnership (TTIP)** would contribute significantly to the district's future economic growth.

The EU purchased an estimated \$242 million worth of goods (18 percent of goods exports) and \$330 million worth of services (31 percent of services exports) from Illinois' 4th District in 2012.

Successful implementation of TTIP is estimated to increase Illinois' 4th District's exports to the EU by 30.5 percent and could boost net employment by up to 965 jobs.

Current District Exports to European Union (\$ million)



Estimated Impacts of Full TTIP Implementation on Key Sectors

Top Sectors by Export Increase

Motor Vehicles	+\$103 million
Chemicals	+\$26 million
Electrical Machinery	+\$16 million

Estimated Job Growth in Key Sectors

Personal services	+160 jobs
Business services	+140 jobs
Other machinery	+35 jobs

BOTTOM LINE: Since 2006, Illinois' 4th District's engines and turbines exports to the EU have increased by 50 percent. By reducing barriers to trade and investment, TTIP would facilitate future growth, increasing anticipated U.S. machinery exports by a further 16.7 percent.



Illinois' 5th District and TTIP

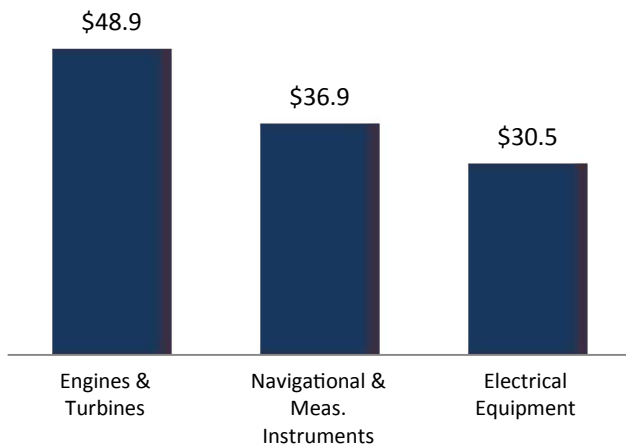
Illinois' 5th District already has a strong trade relationship with the European Union, and a successful conclusion of the **Transatlantic Trade and Investment Partnership (TTIP)** would contribute significantly to the district's future economic growth.

The EU purchased an estimated \$408 million worth of goods (19 percent of goods exports) and \$873 million worth of services (32 percent of services exports) from Illinois' 5th District in 2012.

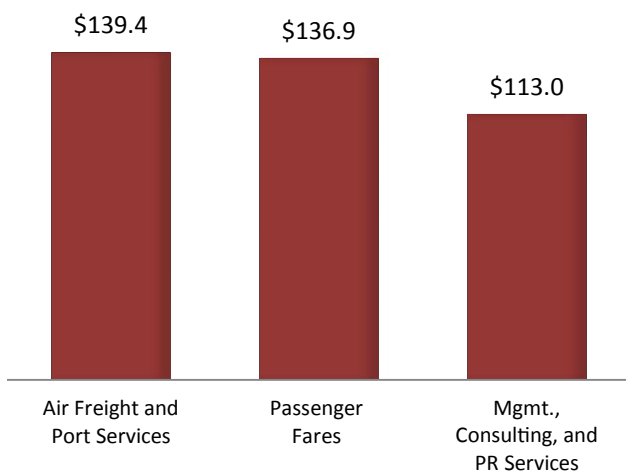
Successful implementation of TTIP is estimated to increase Illinois' 5th District's exports to the EU by 23 percent and could boost net employment by up to 2,175 jobs.

Current District Exports to European Union (\$ million)

Goods Exports, 2012



Services Exports, 2012



Estimated Impacts of Full TTIP Implementation on Key Sectors

Top Sectors by Export Increase

Motor Vehicles	+\$111 million
Chemicals	+\$45 million
Electrical Machinery	+\$34 million

Estimated Job Growth in Key Sectors

Business services	+425 jobs
Personal services	+310 jobs
Construction	+100 jobs

BOTTOM LINE: Since 2006, Illinois' 5th District's engines and turbines exports to the EU have increased by 44 percent. By reducing barriers to trade and investment, TTIP would facilitate future growth, increasing anticipated U.S. machinery exports by a further 16.7 percent.



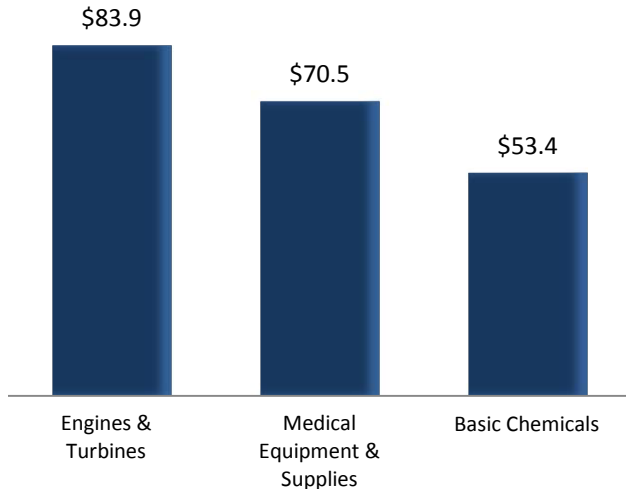
Illinois' 6th District and TTIP

Illinois' 6th District already has a strong trade relationship with the European Union, and a successful conclusion of the **Transatlantic Trade and Investment Partnership (TTIP)** would contribute significantly to the District's future economic growth.

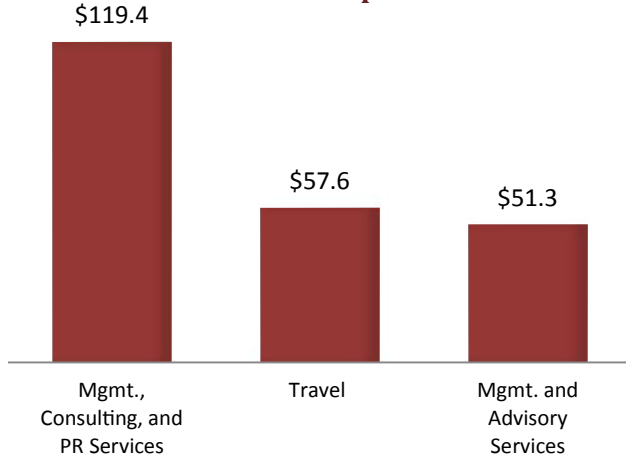
The EU purchased an estimated \$685 million worth of goods (19 percent of goods exports) and \$555 million worth of services (34 percent of services exports) from Illinois' 6th District in 2012.

2012 District Exports to European Union (\$ million)

Goods Exports



Services Exports



Successful implementation of TTIP is estimated to increase Illinois' 6th District's exports to the EU by 27.5 percent and could boost net employment by up to 2,275 jobs.

Estimated Impacts of Full TTIP Implementation on Key District Sectors

Top Sectors by Export Increase

Chemicals	+\$143 million
Motor Vehicles	+\$86 million
Electrical Machinery	+\$57 million

Estimated Job Growth in Key Sectors

Business services	+495 jobs
Personal services	+235 jobs
Construction	+160 jobs

BOTTOM LINE: Since 2006, the 6th District's medical equipment and supplies exports to the EU have increased by 52 percent. By reducing barriers to trade and investment, TTIP would facilitate future growth, increasing anticipated electrical equipment exports by a further 44 percent.



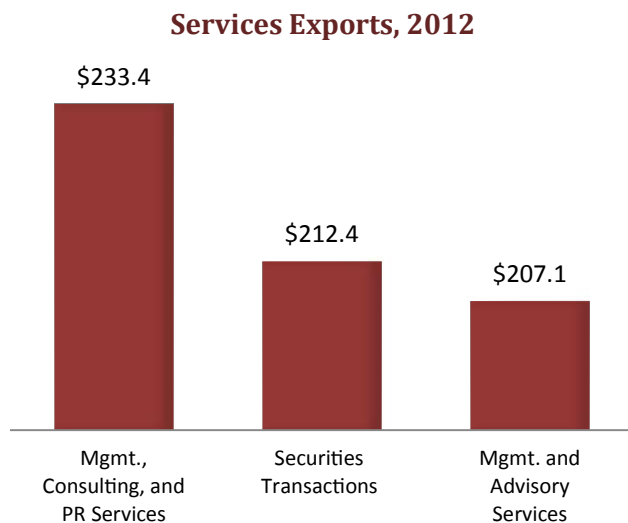
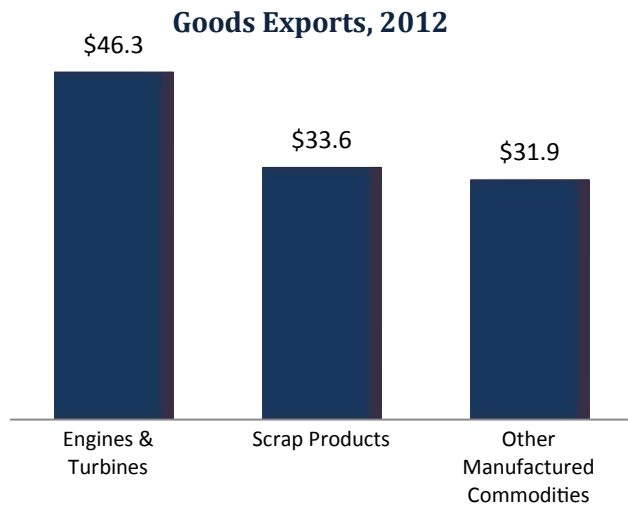
Illinois' 7th District and TTIP

Illinois' 7th District already has a strong trade relationship with the European Union, and a successful conclusion of the **Transatlantic Trade and Investment Partnership (TTIP)** would contribute significantly to the district's future economic growth.

The EU purchased an estimated \$408 million worth of goods (19 percent of goods exports) and \$1.6 billion worth of services (33 percent of services exports) from Illinois' 7th District in 2012.

Successful implementation of TTIP is estimated to increase Illinois' 7th District's exports to the EU by 15.4 percent and could boost net employment by up to 2,975 jobs.

Current District Exports to European Union (\$ million)



Estimated Impacts of Full TTIP Implementation on Key Sectors

Top Sectors by Export Increase

Motor Vehicles	+\$109 million
Chemicals	+\$64 million
Finance	+\$30 million

Estimated Job Growth in Key Sectors

Business services	+650 jobs
Personal services	+315 jobs
Construction	+140 jobs

BOTTOM LINE: Since 2006, Illinois' 7th District's engines and turbines exports to the EU have increased by 50 percent. By reducing barriers to trade and investment, TTIP would facilitate future growth, increasing anticipated U.S. machinery exports by a further 16.7 percent.



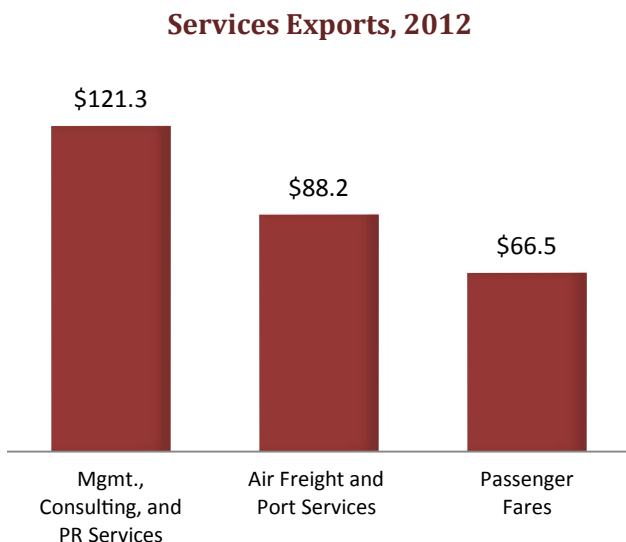
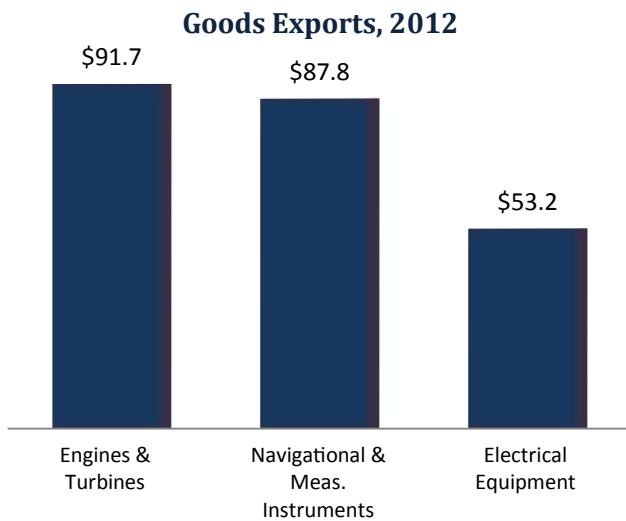
Illinois' 8th District and TTIP

Illinois' 8th District already has a strong trade relationship with the European Union, and a successful conclusion of the **Transatlantic Trade and Investment Partnership (TTIP)** would contribute significantly to the district's future economic growth.

The EU purchased an estimated \$815 million worth of goods (19 percent of goods exports) and \$712 million worth of services (34 percent of services exports) from Illinois' 8th District in 2012.

Successful implementation of TTIP is estimated to increase Illinois' 8th District's exports to the EU by 32.8 percent and could boost net employment by up to 2,190 jobs.

Current District Exports to European Union (\$ million)



Estimated Impacts of Full TTIP Implementation on Key Sectors

Top Sectors by Export Increase

Motor Vehicles	+\$196 million
Chemicals	+\$110 million
Electrical Machinery	+\$79 million

Estimated Job Growth in Key Sectors

Business services	+450 jobs
Personal services	+210 jobs
Other machinery	+170 jobs

BOTTOM LINE: Since 2006, Illinois' 8th District's fabricated metal products exports to the EU have increased by 34 percent. By reducing barriers to trade and investment, TTIP would facilitate future growth, increasing anticipated U.S. metal and metal products exports by a further 88.1 percent.



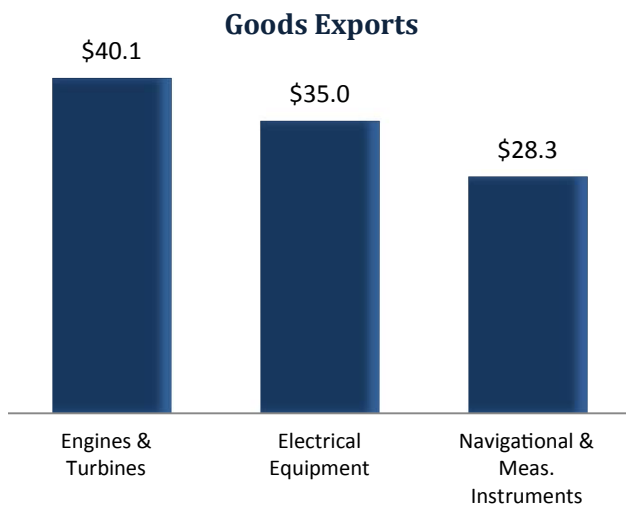
Illinois' 9th District and TTIP

Illinois' 9th District already has a strong trade relationship with the European Union, and a successful conclusion of the **Transatlantic Trade and Investment Partnership (TTIP)** would contribute significantly to the District's future economic growth.

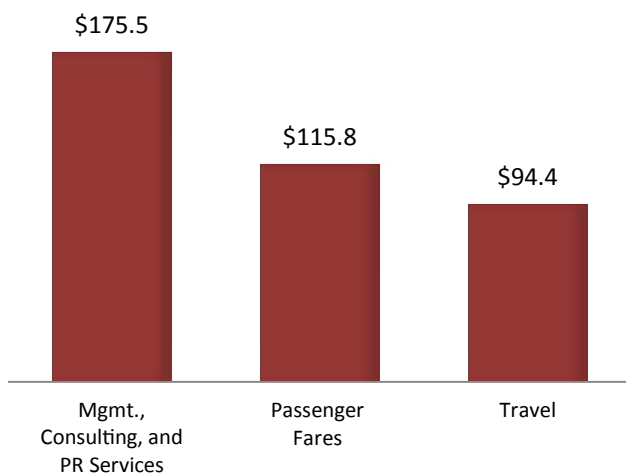
The EU purchased an estimated \$366 million worth of goods (19 percent of goods exports) and \$939 million worth of services (32 percent of services exports) from Illinois' 9th District in 2012.

Successful implementation of TTIP is estimated to increase Illinois' 9th District's exports to the EU by 17.9 percent and could boost net employment by up to 2,460 jobs.

2012 District Exports to European Union (\$ million)



Services Exports



Estimated Impacts of Full TTIP Implementation on Key District Sectors

Top Sectors by Export Increase

Motor Vehicles	+\$85 million
Chemicals	+\$48 million
Electrical Machinery	+\$29 million

Estimated Job Growth in Key Sectors

Business services	+550 jobs
Personal services	+280 jobs
Construction	+125 jobs

BOTTOM LINE: Since 2006, the 9th District's engine and turbine exports to the EU have increased by 50 percent. By reducing barriers to trade and investment, TTIP would facilitate future growth, increasing anticipated machinery exports by a further 17 percent.



Illinois' 10th District and TTIP

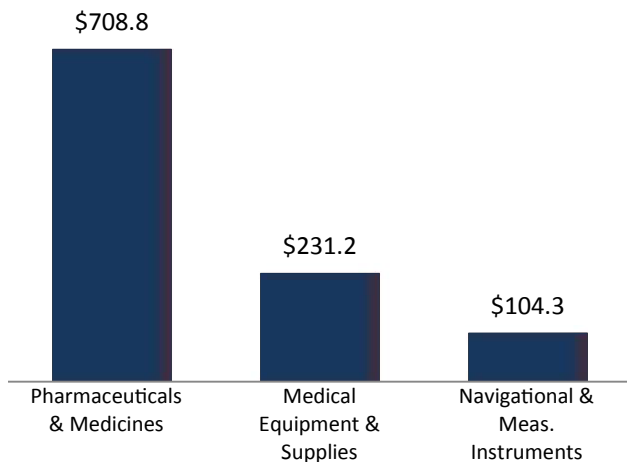
Illinois' 10th District already has a strong trade relationship with the European Union, and a successful conclusion of the **Transatlantic Trade and Investment Partnership (TTIP)** would contribute significantly to the district's future economic growth.

The EU purchased an estimated \$1.4 billion worth of goods (34 percent of goods exports) and \$624 million worth of services (35 percent of services exports) from Illinois' 10th District in 2012.

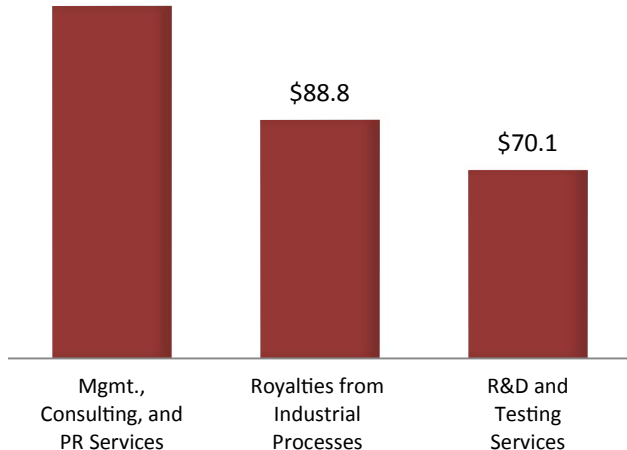
Successful implementation of TTIP is estimated to increase Illinois' 10th District's exports to the EU by 28.8 percent and could boost net employment by up to 1,915 jobs.

Current District Exports to European Union (\$ million)

Goods Exports, 2012



Services Exports, 2012



Estimated Impacts of Full TTIP Implementation on Key Sectors

Top Sectors by Export Increase

Chemicals	+\$327 million
Motor Vehicles	+\$63 million
Electrical Machinery	+\$54 million

Estimated Job Growth in Key Sectors

Business services	+385 jobs
Personal services	+210 jobs
Construction	+105 jobs

BOTTOM LINE: Since 2006, Illinois' 10th District's medical equipment and supplies exports to the EU have increased by 57 percent. By reducing barriers to trade and investment, TTIP would facilitate future growth, increasing anticipated U.S. electrical equipment exports by a further 44.1 percent.



Illinois' 11th District and TTIP

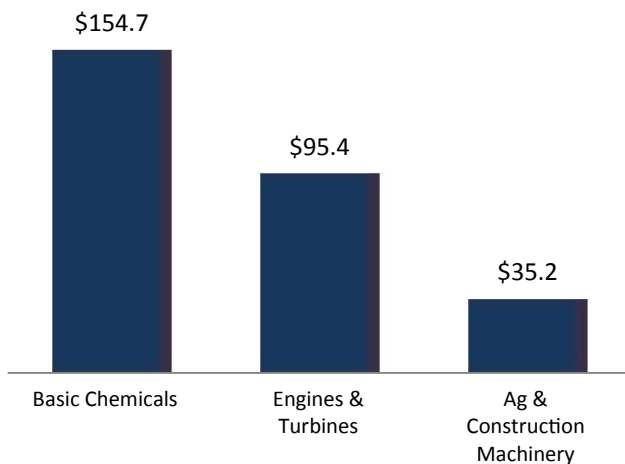
Illinois' 11th District already has a strong trade relationship with the European Union, and a successful conclusion of the **Transatlantic Trade and Investment Partnership (TTIP)** would contribute significantly to the district's future economic growth.

The EU purchased an estimated \$568 million worth of goods (18 percent of goods exports) and \$261 million worth of services (33 percent of services exports) from Illinois' 11th District in 2012.

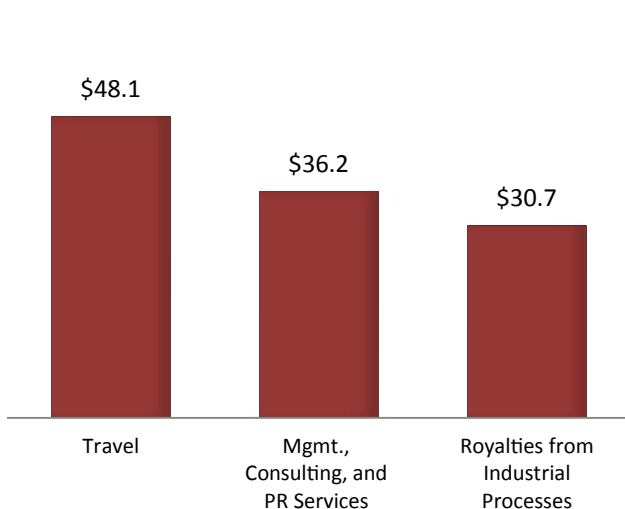
Successful implementation of TTIP is estimated to increase Illinois' 11th District's exports to the EU by 27.8 percent and could boost net employment by up to 1,365 jobs.

Current District Exports to European Union (\$ million)

Goods Exports, 2012



Services Exports, 2012



Estimated Impacts of Full TTIP Implementation on Key Sectors

Top Sectors by Export Increase

Chemicals	+\$162 million
Other Machinery	+\$59 million
Motor Vehicles	+\$51 million

Estimated Job Growth in Key Sectors

Business services	+240 jobs
Personal services	+170 jobs
Construction	+100 jobs

BOTTOM LINE: Since 2006, Illinois' 11th District's ag and construction machinery exports to the EU have increased by 70 percent. By reducing barriers to trade and investment, TTIP would facilitate future growth, increasing anticipated U.S. machinery exports by a further 16.7 percent.



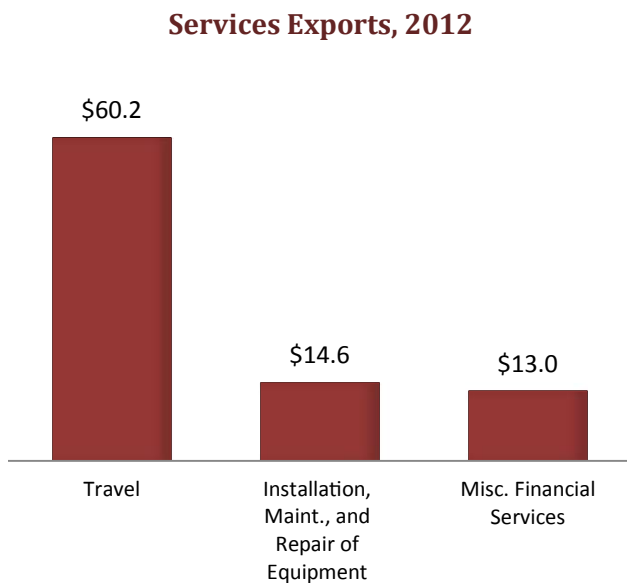
Illinois' 12th District and TTIP

Illinois' 12th District already has a strong trade relationship with the European Union, and a successful conclusion of the **Transatlantic Trade and Investment Partnership (TTIP)** would contribute significantly to the district's future economic growth.

The EU purchased an estimated \$372 million worth of goods (10 percent of goods exports) and \$209 million worth of services (28 percent of services exports) from Illinois' 12th District in 2012.

Successful implementation of TTIP is estimated to increase Illinois' 12th District's exports to the EU by 34.4 percent and could boost net employment by up to 1,290 jobs.

Current District Exports to European Union (\$ million)



Estimated Impacts of Full TTIP Implementation on Key Sectors

Top Sectors by Export Increase

Metals and Metal Products	+\$116 million
Chemicals	+\$106 million
Motor Vehicles	+\$98 million

Estimated Job Growth in Key Sectors

Personal services	+200 jobs
Business services	+145 jobs
Construction	+130 jobs

BOTTOM LINE: Since 2006, Illinois' 12th District's fabricated metal products exports to the EU have increased by 74 percent. By reducing barriers to trade and investment, TTIP would facilitate future growth, increasing anticipated U.S. metal and metal products exports by a further 88.1 percent.



Illinois' 13th District and TTIP

Illinois' 13th District already has a strong trade relationship with the European Union, and a successful conclusion of the **Transatlantic Trade and Investment Partnership (TTIP)** would contribute significantly to the district's future economic growth.

The EU purchased an estimated \$423 million worth of goods (11 percent of goods exports) and \$220 million worth of services (30 percent of services exports) from Illinois' 13th District in 2012.

Successful implementation of TTIP is estimated to increase Illinois' 13th District's exports to the EU by 39.8 percent and could boost net employment by up to 1,420 jobs.

Current District Exports to European Union (\$ million)



Estimated Impacts of Full TTIP Implementation on Key Sectors

Top Sectors by Export Increase

Motor Vehicles	+\$234 million
Other Machinery	+\$56 million
Chemicals	+\$45 million

Estimated Job Growth in Key Sectors

Personal services	+225 jobs
Business services	+195 jobs
Construction	+125 jobs

BOTTOM LINE: Since 2006, Illinois' 13th District's ag and construction machinery exports to the EU have increased by 60 percent. By reducing barriers to trade and investment, TTIP would facilitate future growth, increasing anticipated U.S. machinery exports by a further 16.7 percent.



Illinois' 14th District and TTIP

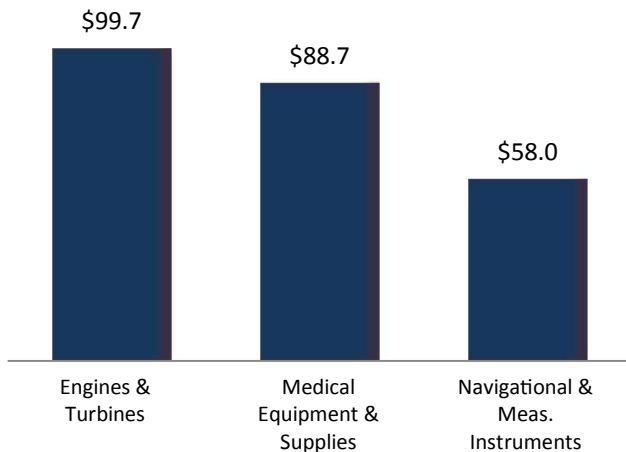
Illinois' 14th District already has a strong trade relationship with the European Union, and a successful conclusion of the **Transatlantic Trade and Investment Partnership (TTIP)** would contribute significantly to the district's future economic growth.

The EU purchased an estimated \$768 million worth of goods (19 percent of goods exports) and \$217 million worth of services (33 percent of services exports) from Illinois' 14th District in 2012.

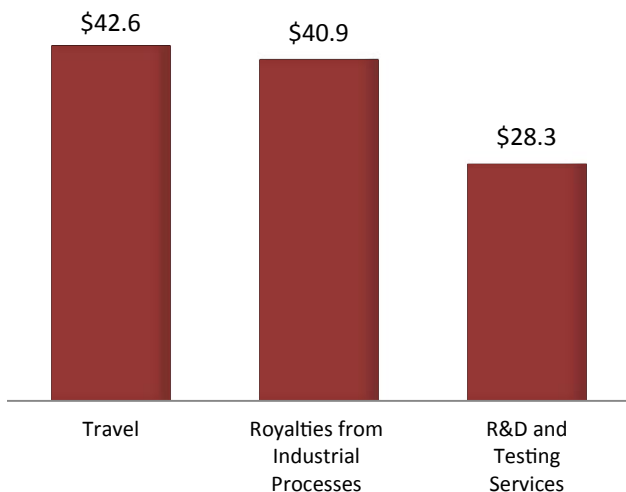
Successful implementation of TTIP is estimated to increase Illinois' 14th District's exports to the EU by 32.7 percent and could boost net employment by up to 1,350 jobs.

Current District Exports to European Union (\$ million)

Goods Exports, 2012



Services Exports, 2012



Estimated Impacts of Full TTIP Implementation on Key Sectors

Top Sectors by Export Increase

Chemicals	+\$127 million
Motor Vehicles	+\$120 million
Other Machinery	+\$86 million

Estimated Job Growth in Key Sectors

Business services	+210 jobs
Personal services	+150 jobs
Other machinery	+120 jobs

BOTTOM LINE: Since 2006, Illinois' 14th District's medical equipment and supplies exports to the EU have increased by 48 percent. By reducing barriers to trade and investment, TTIP would facilitate future growth, increasing anticipated U.S. electrical equipment exports by a further 44.1 percent.



Illinois' 15th District and TTIP

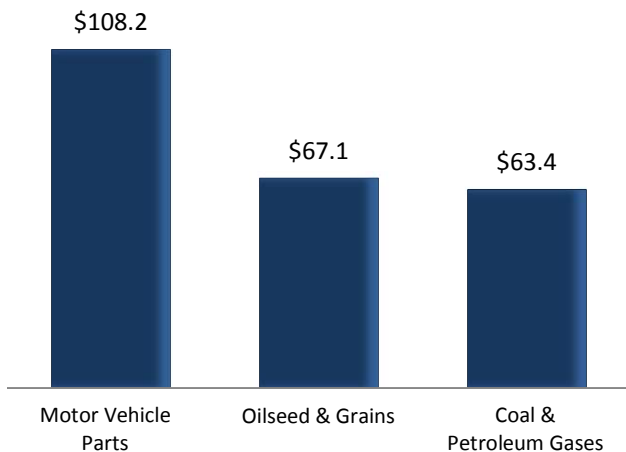
Illinois' 15th District already has a strong trade relationship with the European Union, and a successful conclusion of the **Transatlantic Trade and Investment Partnership (TTIP)** would contribute significantly to the District's future economic growth.

The EU purchased an estimated \$809 million worth of goods (12 percent of goods exports) and \$179 million worth of services (30 percent of services exports) from Illinois' 15th District in 2012.

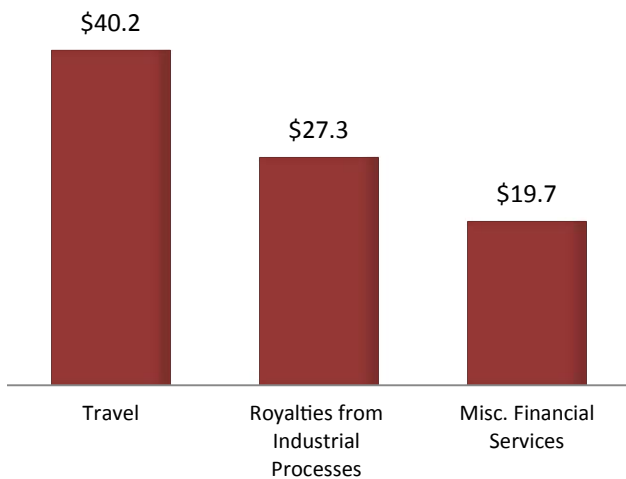
Successful implementation of TTIP is estimated to increase Illinois' 15th District's exports to the EU by 77.8 percent and could boost net employment by up to 1,035 jobs.

2012 District Exports to European Union (\$ million)

Goods Exports



Services Exports



Estimated Impacts of Full TTIP Implementation on Key District Sectors

Top Sectors by Export Increase

Motor Vehicles	+\$1.1 billion
Chemicals	+\$119 million
Metals and Metal Products	+\$55 million

Estimated Job Growth in Key Sectors

Personal services	+145 jobs
Business services	+105 jobs
Construction	+95 jobs

BOTTOM LINE: Since 2006, the 15th District's motor vehicle parts exports to the EU have increased by 38 percent. By reducing barriers to trade and investment, TTIP would facilitate future growth, increasing anticipated motor vehicle exports by a further 347 percent.



Illinois' 16th District and TTIP

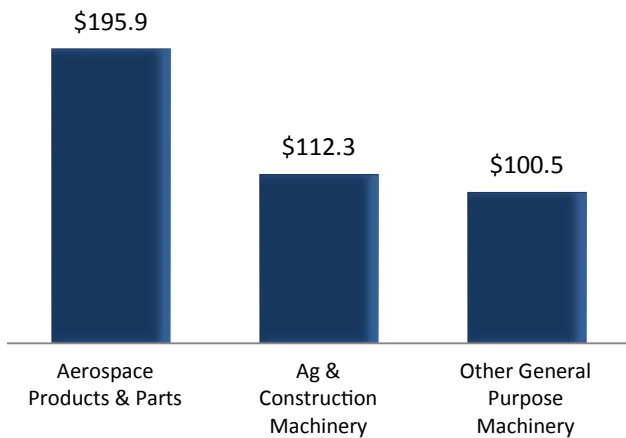
Illinois' 16th District already has a strong trade relationship with the European Union, and a successful conclusion of the **Transatlantic Trade and Investment Partnership (TTIP)** would contribute significantly to the District's future economic growth.

The EU purchased an estimated \$1.1 billion worth of goods (16 percent of goods exports) and \$190 million worth of services (30 percent of services exports) from Illinois' 16th District in 2012.

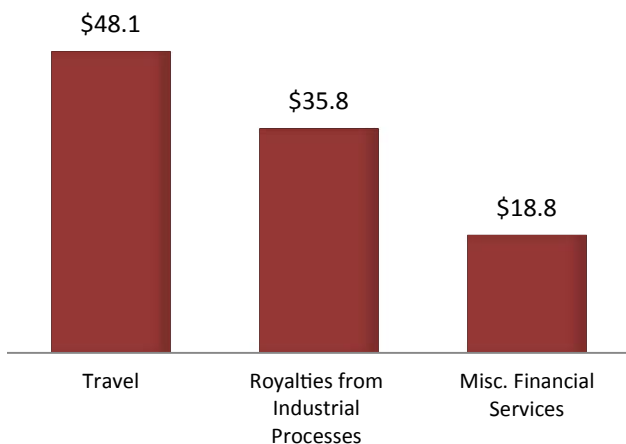
Successful implementation of TTIP is estimated to increase Illinois' 16th District's exports to the EU by 54.8 percent and could boost net employment by up to 1,370 jobs.

2012 District Exports to European Union (\$ million)

Goods Exports



Services Exports



Estimated Impacts of Full TTIP Implementation on Key District Sectors

Top Sectors by Export Increase

Motor Vehicles	+\$780 million
Chemicals	+\$183 million
Other Machinery	+\$133 million

Estimated Job Growth in Key Sectors

Other machinery	+195 jobs
Personal services	+160 jobs
Business services	+155 jobs

BOTTOM LINE: *Since 2006, the 16th District's agricultural and construction machinery exports to the EU have increased by 50 percent. By reducing barriers to trade and investment, TTIP would facilitate future growth, increasing anticipated machinery exports by a further 17 percent.*



Illinois' 17th District and TTIP

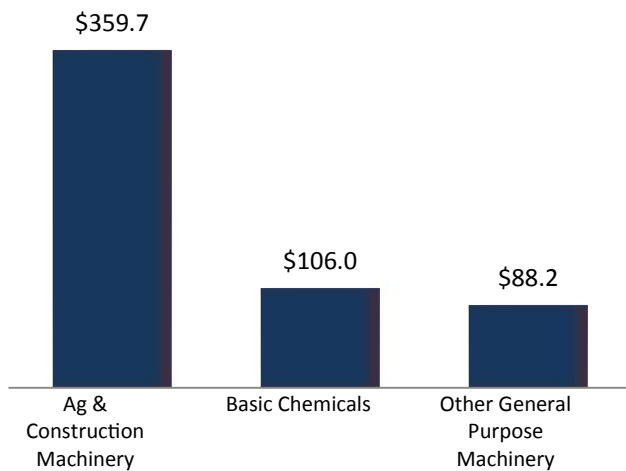
Illinois' 17th District already has a strong trade relationship with the European Union, and a successful conclusion of the **Transatlantic Trade and Investment Partnership (TTIP)** would contribute significantly to the district's future economic growth.

The EU purchased an estimated \$1.1 billion worth of goods (13 percent of goods exports) and \$263 million worth of services (31 percent of services exports) from Illinois' 17th District in 2012.

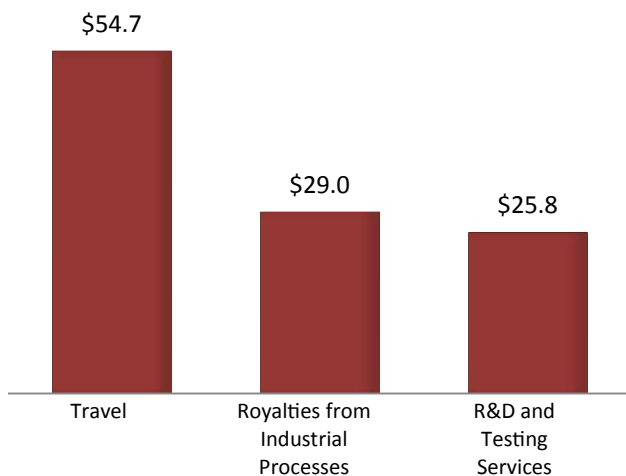
Successful implementation of TTIP is estimated to increase Illinois' 17th District's exports to the EU by 32 percent and could boost net employment by up to 1,615 jobs.

Current District Exports to European Union (\$ million)

Goods Exports, 2012



Services Exports, 2012



Estimated Impacts of Full TTIP Implementation on Key Sectors

Top Sectors by Export Increase

Motor Vehicles	+\$340 million
Other Machinery	+\$279 million
Chemicals	+\$173 million

Estimated Job Growth in Key Sectors

Other machinery	+280 jobs
Business services	+200 jobs
Personal services	+180 jobs

BOTTOM LINE: Since 2006, Illinois' 17th District's ag and construction machinery exports to the EU have increased by 62 percent. By reducing barriers to trade and investment, TTIP would facilitate future growth, increasing anticipated U.S. machinery exports by a further 16.7 percent.



Illinois' 18th District and TTIP

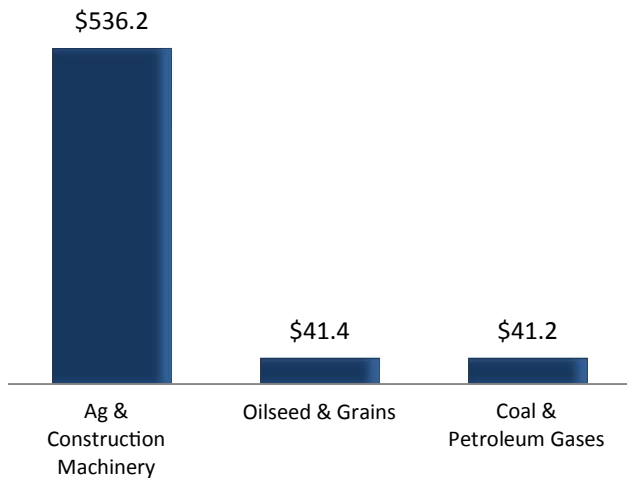
Illinois' 18th District already has a strong trade relationship with the European Union, and a successful conclusion of the **Transatlantic Trade and Investment Partnership (TTIP)** would contribute significantly to the District's future economic growth.

The EU purchased an estimated \$956 million worth of goods (11 percent of goods exports) and \$272 million worth of services (29 percent of services exports) from Illinois' 18th District in 2012.

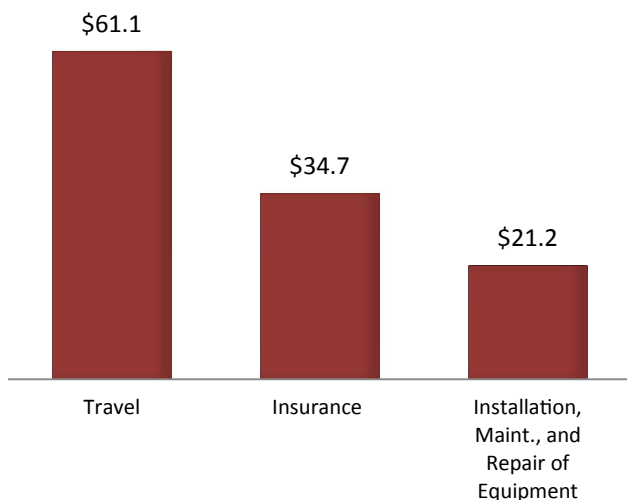
Successful implementation of TTIP is estimated to increase Illinois' 18th District's exports to the EU by 29.1 percent and could boost net employment by up to 1,730 jobs.

2012 District Exports to European Union (\$ million)

Goods Exports



Services Exports



Estimated Impacts of Full TTIP Implementation on Key District Sectors

Top Sectors by Export Increase

Motor Vehicles	+\$363 million
Other Machinery	+\$353 million
Chemicals	+\$53 million

Estimated Job Growth in Key Sectors

Other machinery	+275 jobs
Business services	+230 jobs
Personal services	+205 jobs

BOTTOM LINE: Since 2006, the 18th District's agricultural and construction machinery exports to the EU have increased by 58 percent. By reducing barriers to trade and investment, TTIP would facilitate future growth, increasing anticipated machinery exports by a further 17 percent.



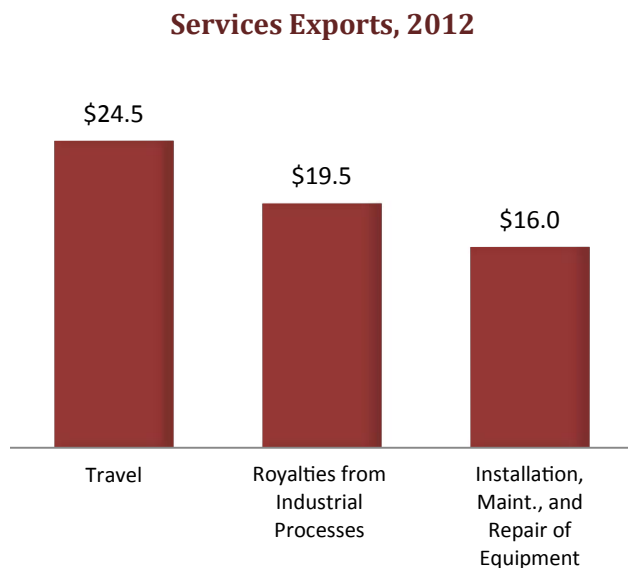
Indiana's 1st District and TTIP

Indiana's 1st District already has a strong trade relationship with the European Union, and a successful conclusion of the **Transatlantic Trade and Investment Partnership (TTIP)** would contribute significantly to the district's future economic growth.

The EU purchased an estimated \$278 million worth of goods (14 percent of goods exports) and \$95 million worth of services (26 percent of services exports) from Indiana's 1st District in 2012.

Successful implementation of TTIP is estimated to increase Indiana's 1st District's exports to the EU by 30.9 percent and could boost net employment by up to 1,605 jobs.

Current District Exports to European Union (\$ million)



Estimated Impacts of Full TTIP Implementation on Key Sectors

Top Sectors by Export Increase

Chemicals	+\$168 million
Metals and Metal Products	+\$132 million
Other Transport Equipment	+\$51 million

Estimated Job Growth in Key Sectors

Personal services	+185 jobs
Metals and metal products	+180 jobs
Construction	+170 jobs

BOTTOM LINE: Since 2006, Indiana's 1st District's iron, steel and ferroalloy exports to the EU have increased by 140 percent. By reducing barriers to trade and investment, TTIP would facilitate future growth, increasing anticipated U.S. metal and metal products exports by a further 88.1 percent.



Indiana's 2nd District and TTIP

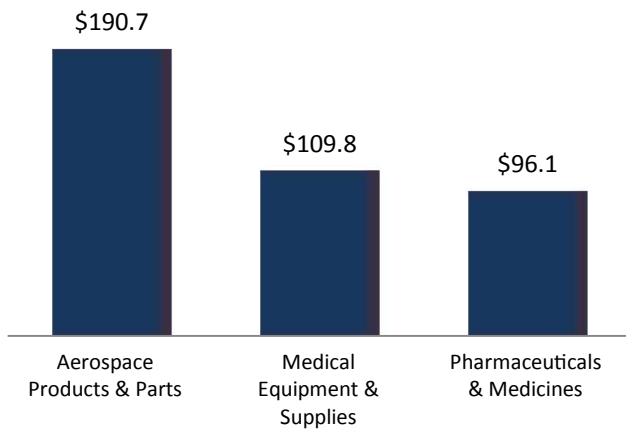
Indiana's 2nd District already has a strong trade relationship with the European Union, and a successful conclusion of the **Transatlantic Trade and Investment Partnership (TTIP)** would contribute significantly to the district's future economic growth.

The EU purchased an estimated \$779 million worth of goods (15 percent of goods exports) and \$190 million worth of services (31 percent of services exports) from Indiana's 2nd District in 2012.

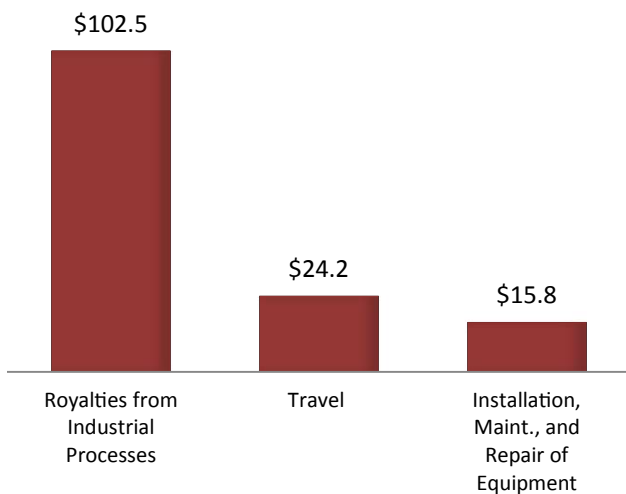
Successful implementation of TTIP is estimated to increase Indiana's 2nd District's exports to the EU by 44.9 percent and could boost net employment by up to 1,110 jobs.

Current District Exports to European Union (\$ million)

Goods Exports, 2012



Services Exports, 2012



Estimated Impacts of Full TTIP Implementation on Key Sectors

Top Sectors by Export Increase

Motor Vehicles	+\$343 million
Chemicals	+\$214 million
Other Transport Equipment	+\$81 million

Estimated Job Growth in Key Sectors

Personal services	+175 jobs
Business services	+160 jobs
Metals and metal products	+125 jobs

BOTTOM LINE: Since 2006, Indiana's 2nd District's aerospace product exports to the EU have increased by 139 percent. By reducing barriers to trade and investment, TTIP would facilitate future growth, increasing anticipated U.S. transportation equipment exports by a further 27.8 percent.



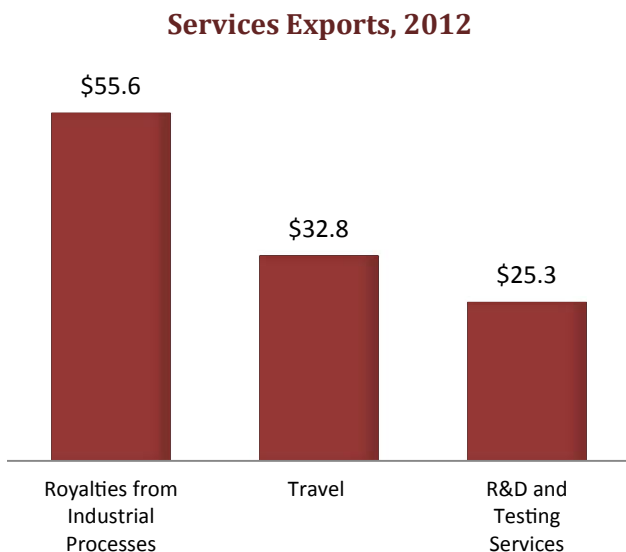
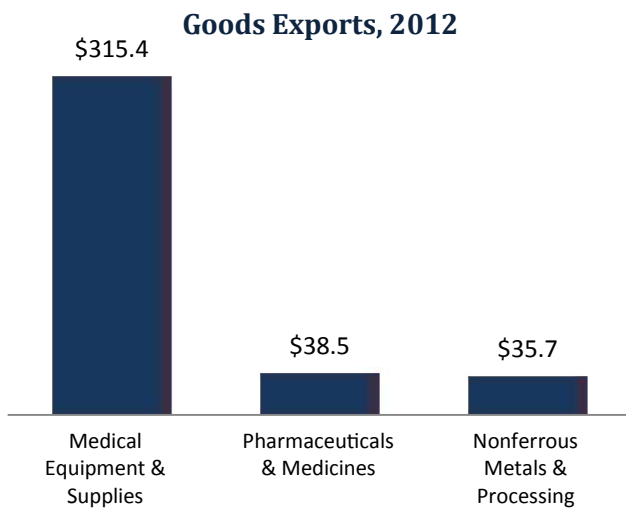
Indiana's 3rd District and TTIP

Indiana's 3rd District already has a strong trade relationship with the European Union, and a successful conclusion of the **Transatlantic Trade and Investment Partnership (TTIP)** would contribute significantly to the district's future economic growth.

The EU purchased an estimated \$778 million worth of goods (16 percent of goods exports) and \$192 million worth of services (31 percent of services exports) from Indiana's 3rd District in 2012.

Successful implementation of TTIP is estimated to increase Indiana's 3rd District's exports to the EU by 33 percent and could boost net employment by up to 1,600 jobs.

Current District Exports to European Union (\$ million)



Estimated Impacts of Full TTIP Implementation on Key Sectors

Top Sectors by Export Increase

Motor Vehicles	+\$165 million
Chemicals	+\$129 million
Metals and Metal Products	+\$65 million

Estimated Job Growth in Key Sectors

Business services	+200 jobs
Personal services	+200 jobs
Other machinery	+150 jobs

BOTTOM LINE: Since 2006, Indiana's 3rd District's medical equipment and supplies exports to the EU have increased by 121 percent. By reducing barriers to trade and investment, TTIP would facilitate future growth, increasing anticipated U.S. electrical equipment exports by a further 44.1 percent.



Indiana's 4th District and TTIP

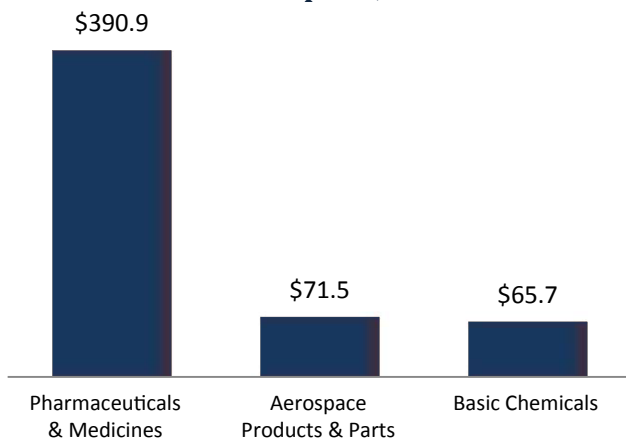
Indiana's 4th District already has a strong trade relationship with the European Union, and a successful conclusion of the **Transatlantic Trade and Investment Partnership (TTIP)** would contribute significantly to the district's future economic growth.

The EU purchased an estimated \$867 million worth of goods (19 percent of goods exports) and \$198 million worth of services (24 percent of services exports) from Indiana's 4th District in 2012.

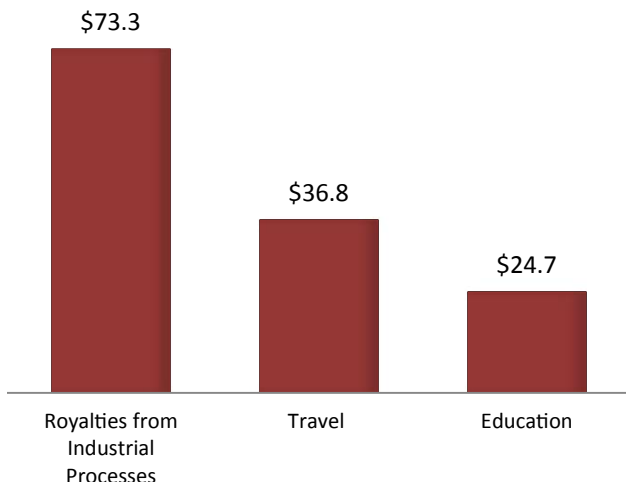
Successful implementation of TTIP is estimated to increase Indiana's 4th District's exports to the EU by 38.3 percent and could boost net employment by up to 1,085 jobs.

Current District Exports to European Union (\$ million)

Goods Exports, 2012



Services Exports, 2012



Estimated Impacts of Full TTIP Implementation on Key Sectors

Top Sectors by Export Increase

Chemicals	+\$367 million
Motor Vehicles	+\$218 million
Other Machinery	+\$43 million

Estimated Job Growth in Key Sectors

Personal services	+195 jobs
Business services	+150 jobs
Other machinery	+105 jobs

BOTTOM LINE: *Since 2006, Indiana's 4th District's pharmaceuticals exports to the EU have increased by 58 percent. By reducing barriers to trade and investment, TTIP would facilitate future growth, increasing anticipated U.S. chemicals exports by a further 34.2 percent.*



Indiana's 5th District and TTIP

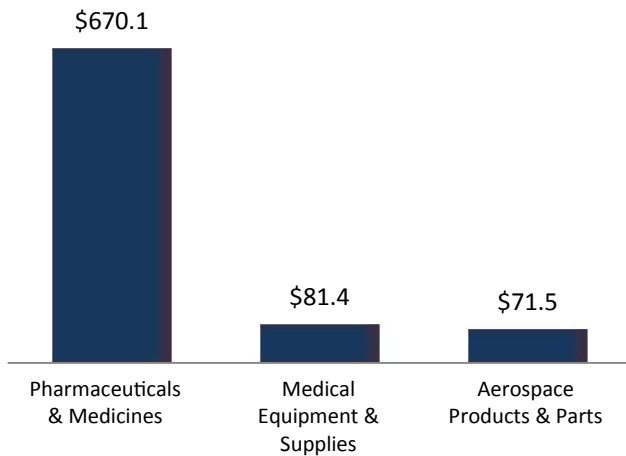
Indiana's 5th District already has a strong trade relationship with the European Union, and a successful conclusion of the **Transatlantic Trade and Investment Partnership (TTIP)** would contribute significantly to the district's future economic growth.

The EU purchased an estimated \$935 million worth of goods (36 percent of goods exports) and \$356 million worth of services (32 percent of services exports) from Indiana's 5th District in 2012.

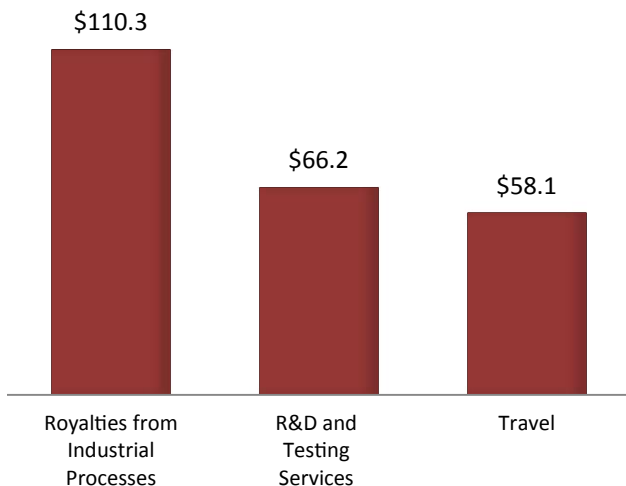
Successful implementation of TTIP is estimated to increase Indiana's 5th District's exports to the EU by 28.6 percent and could boost net employment by up to 2,165 jobs.

Current District Exports to European Union (\$ million)

Goods Exports, 2012



Services Exports, 2012



Estimated Impacts of Full TTIP Implementation on Key Sectors

Top Sectors by Export Increase

Chemicals	+\$456 million
Motor Vehicles	+\$59 million
Other Transport Equipment	+\$24 million

Estimated Job Growth in Key Sectors

Business services	+380 jobs
Personal services	+255 jobs
Construction	+200 jobs

BOTTOM LINE: Since 2006, Indiana's 5th District's pharmaceuticals exports to the EU have increased by 96 percent. By reducing barriers to trade and investment, TTIP would facilitate future growth, increasing anticipated U.S. chemicals exports by a further 34.2 percent.



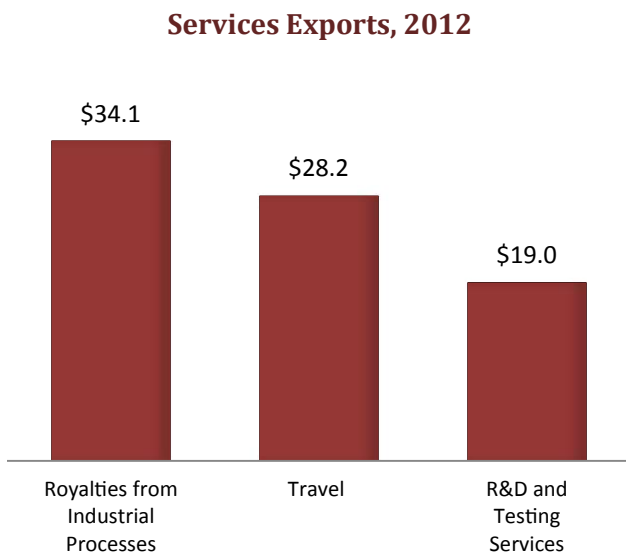
Indiana's 6th District and TTIP

Indiana's 6th District already has a strong trade relationship with the European Union, and a successful conclusion of the **Transatlantic Trade and Investment Partnership (TTIP)** would contribute significantly to the district's future economic growth.

The EU purchased an estimated \$996 million worth of goods (20 percent of goods exports) and \$121 million worth of services (30 percent of services exports) from Indiana's 6th District in 2012.

Successful implementation of TTIP is estimated to increase Indiana's 6th District's exports to the EU by 31.8 percent and could boost net employment by up to 1,240 jobs.

Current District Exports to European Union (\$ million)



Estimated Impacts of Full TTIP Implementation on Key Sectors

Top Sectors by Export Increase

Chemicals	+\$305 million
Motor Vehicles	+\$161 million
Other Machinery	+\$135 million

Estimated Job Growth in Key Sectors

Other machinery	+230 jobs
Personal services	+165 jobs
Business services	+135 jobs

BOTTOM LINE: Since 2006, Indiana's 6th District's pharmaceuticals exports to the EU have doubled. By reducing barriers to trade and investment, TTIP would facilitate future growth, increasing anticipated U.S. chemicals exports by a further 34.2 percent.



Indiana's 7th District and TTIP

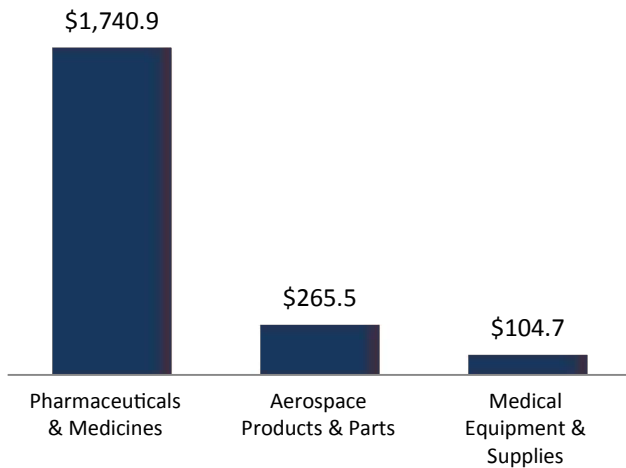
Indiana's 7th District already has a strong trade relationship with the European Union, and a successful conclusion of the **Transatlantic Trade and Investment Partnership (TTIP)** would contribute significantly to the district's future economic growth.

The EU purchased an estimated \$2.2 billion worth of goods (52 percent of goods exports) and \$572 million worth of services (34 percent of services exports) from Indiana's 7th District in 2012.

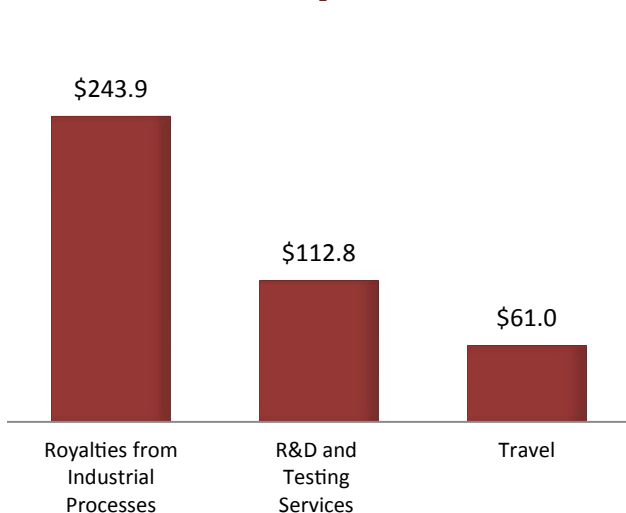
Successful implementation of TTIP is estimated to increase Indiana's 7th District's exports to the EU by 29 percent and could boost net employment by up to 2,155 jobs.

Current District Exports to European Union (\$ million)

Goods Exports, 2012



Services Exports, 2012



Estimated Impacts of Full TTIP Implementation on Key Sectors

Top Sectors by Export Increase

Chemicals	+\$1.1 billion
Other Transport Equipment	+\$88 million
Other Machinery	+\$22 million

Estimated Job Growth in Key Sectors

Business services	+350 jobs
Personal services	+235 jobs
Construction	+145 jobs

BOTTOM LINE: Since 2006, Indiana's 7th District's aerospace products exports to the EU have increased by 158 percent. By reducing barriers to trade and investment, TTIP would facilitate future growth, increasing anticipated U.S. transportation equipment exports by a further 27.8 percent.



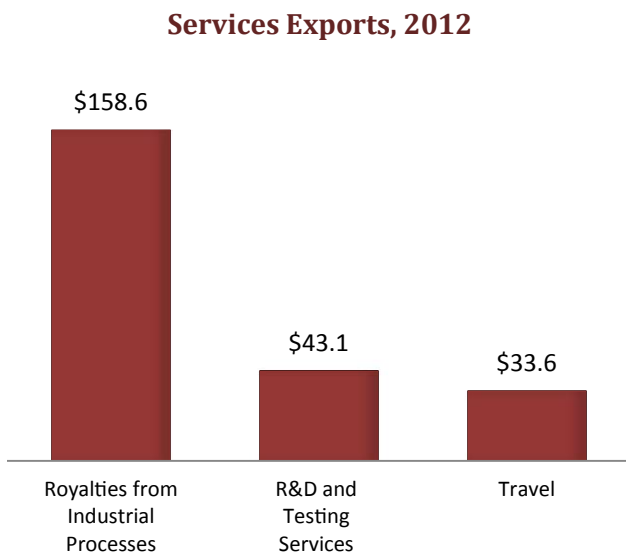
Indiana's 8th District and TTIP

Indiana's 8th District already has a strong trade relationship with the European Union, and a successful conclusion of the **Transatlantic Trade and Investment Partnership (TTIP)** would contribute significantly to the district's future economic growth.

The EU purchased an estimated \$1.4 billion worth of goods (28 percent of goods exports) and \$292 million worth of services (34 percent of services exports) from Indiana's 8th District in 2012.

Successful implementation of TTIP is estimated to increase Indiana's 8th District's exports to the EU by 34.4 percent and could boost net employment by up to 1,465 jobs.

Current District Exports to European Union (\$ million)



Estimated Impacts of Full TTIP Implementation on Key Sectors

Top Sectors by Export Increase

Chemicals	+\$800 million
Motor Vehicles	+\$133 million
Other Transport Equipment	+\$51 million

Estimated Job Growth in Key Sectors

Personal services	+200 jobs
Business services	+180 jobs
Construction	+175 jobs

BOTTOM LINE: Since 2006, Indiana's 8th District's aerospace products exports to the EU have increased by 278 percent. By reducing barriers to trade and investment, TTIP would facilitate future growth, increasing anticipated U.S. transportation equipment exports by a further 27.8

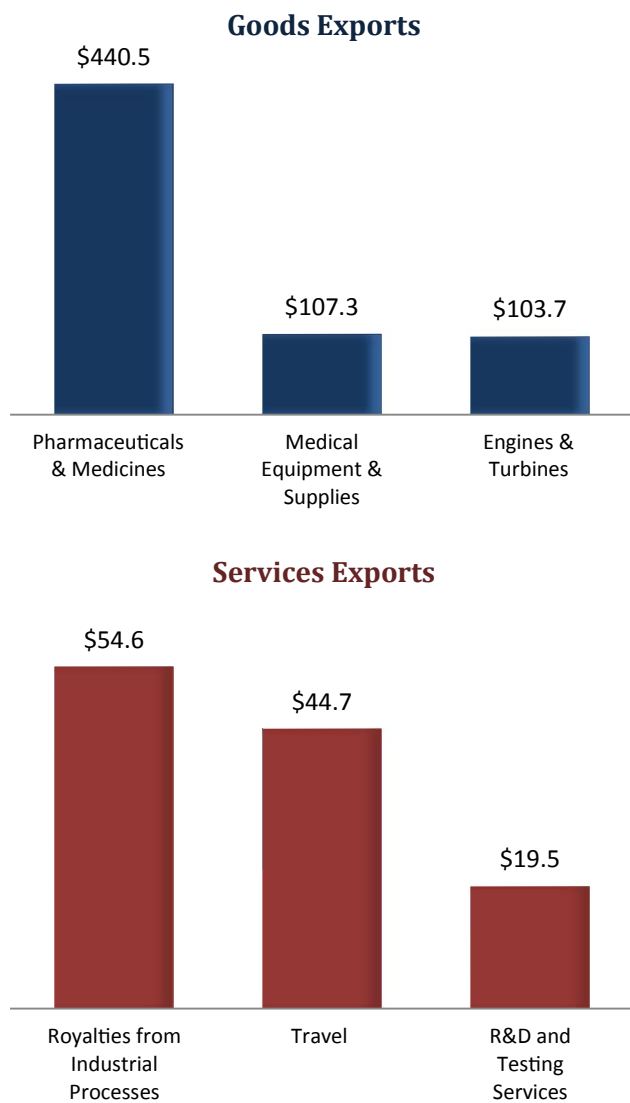


Indiana's 9th District and TTIP

Indiana's 9th District already has a strong trade relationship with the European Union, and a successful conclusion of the **Transatlantic Trade and Investment Partnership (TTIP)** would contribute significantly to the District's future economic growth.

The EU purchased an estimated \$900 million worth of goods (27 percent of goods exports) and \$181 million worth of services (24 percent of services exports) from Indiana's 9th District in 2012.

2012 District Exports to European Union (\$ million)



Successful implementation of TTIP is estimated to increase Indiana's 9th District's exports to the EU by 29.7 percent and could boost net employment by up to 1,345 jobs.

Estimated Impacts of Full TTIP Implementation on Key District Sectors

Top Sectors by Export Increase

Chemicals	+\$368 million
Motor Vehicles	+\$77 million
Machinery	+\$54 million

Estimated Job Growth in Key Sectors

Personal services	+230 jobs
Business services	+140 jobs
Construction	+110 jobs

BOTTOM LINE: Since 2006, the 9th District's pharmaceuticals and medicines exports to the EU have increased by 112 percent. By reducing barriers to trade and investment, TTIP would facilitate future growth, increasing anticipated chemicals exports by a further 34 percent.



Iowa's 1st District and TTIP

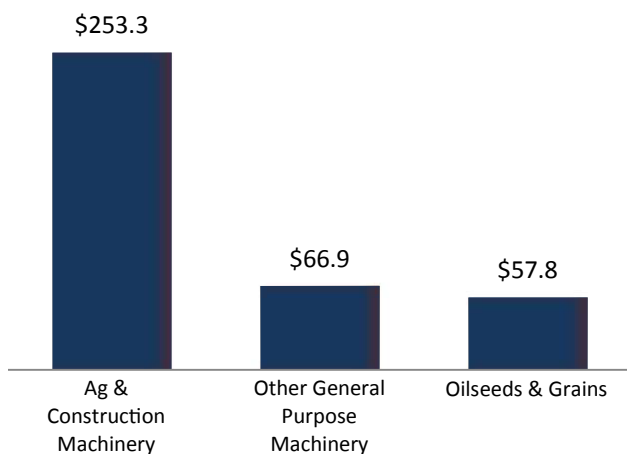
Iowa's 1st District already has a strong trade relationship with the European Union, and a successful conclusion of the **Transatlantic Trade and Investment Partnership (TTIP)** would contribute significantly to the district's future economic growth.

The EU purchased an estimated \$798 million worth of goods (15 percent of goods exports) and \$214 million worth of services (29 percent of services exports) from Iowa's 1st District in 2012.

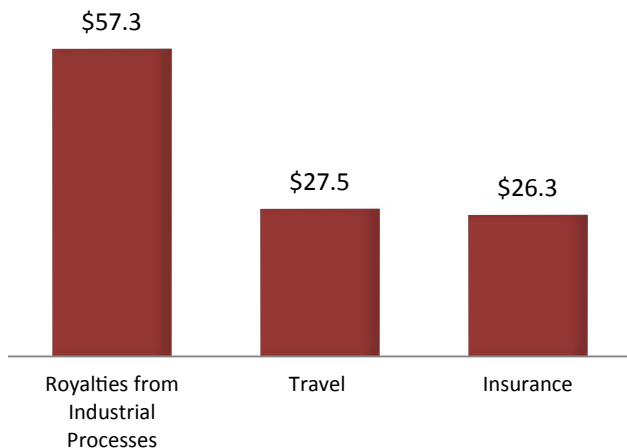
Successful implementation of TTIP is estimated to increase Iowa's 1st District's exports to the EU by 24.8 percent and could boost net employment by up to 2,065 jobs.

Current District Exports to European Union (\$ million)

Goods Exports, 2012



Services Exports, 2012



Estimated Impacts of Full TTIP Implementation on Key Sectors

Top Sectors by Export Increase

Other Machinery	+\$157 million
Motor Vehicles	+\$97 million
Electrical Machinery	+\$46 million

Estimated Job Growth in Key Sectors

Other machinery	+370 jobs
Personal services	+230 jobs
Business services	+225 jobs

BOTTOM LINE: Since 2006, Iowa's 1st District's machinery exports to the EU have increased by up to 137 percent. By reducing barriers to trade and investment, TTIP would facilitate future growth, increasing anticipated U.S. machinery exports by a further 16.7 percent.



Iowa's 2nd District and TTIP

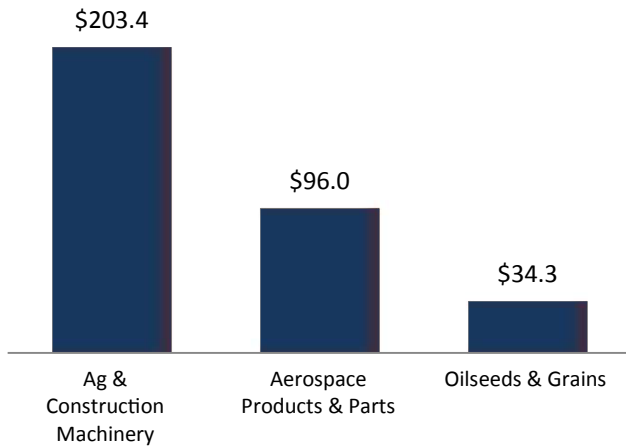
Iowa's 2nd District already has a strong trade relationship with the European Union, and a successful conclusion of the **Transatlantic Trade and Investment Partnership (TTIP)** would contribute significantly to the district's future economic growth.

The EU purchased an estimated \$656 million worth of goods (12 percent of goods exports) and \$196 million worth of services (27 percent of services exports) from Iowa's 2nd District in 2012.

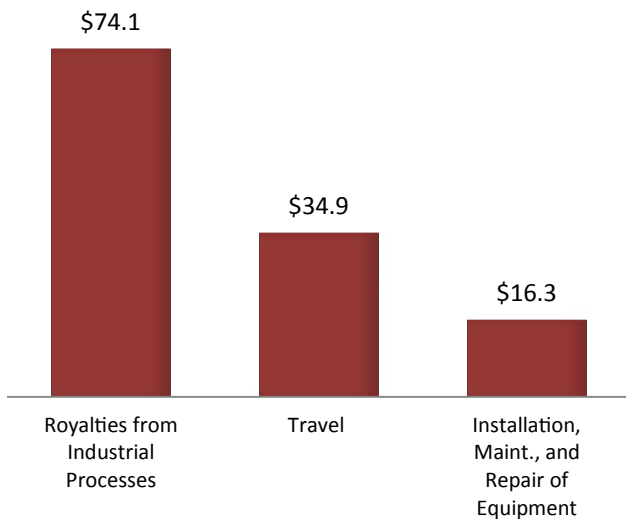
Successful implementation of TTIP is estimated to increase Iowa's 2nd District's exports to the EU by 30.2 percent and could boost net employment by up to 1,835 jobs.

Current District Exports to European Union (\$ million)

Goods Exports, 2012



Services Exports, 2012



Estimated Impacts of Full TTIP Implementation on Key Sectors

Top Sectors by Export Increase

Motor Vehicles	+\$117 million
Other Machinery	+\$111 million
Chemicals	+\$71 million

Estimated Job Growth in Key Sectors

Other machinery	+245 jobs
Personal services	+240 jobs
Business services	+205 jobs

BOTTOM LINE: Since 2006, Iowa's 2nd District's ag and construction machinery exports to the EU have increased by 39 percent. By reducing barriers to trade and investment, TTIP would facilitate future growth, increasing anticipated U.S. machinery exports by a further 16.7 percent.



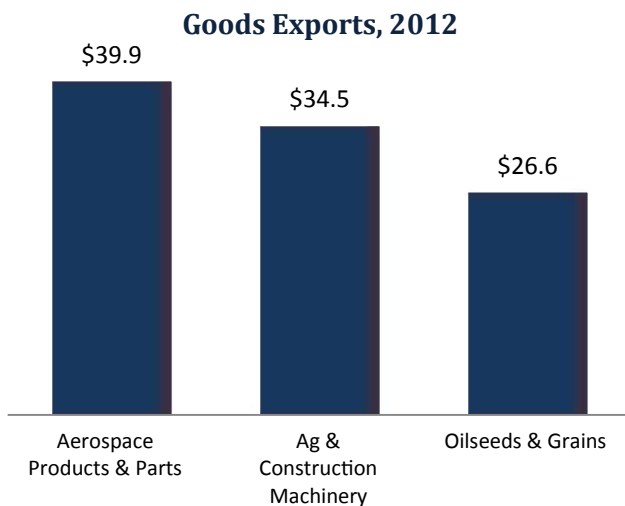
Iowa's 3rd District and TTIP

Iowa's 3rd District already has a strong trade relationship with the European Union, and a successful conclusion of the **Transatlantic Trade and Investment Partnership (TTIP)** would contribute significantly to the district's future economic growth.

The EU purchased an estimated \$190 million worth of goods (11 percent of goods exports) and \$309 million worth of services (29 percent of services exports) from Iowa's 3rd District in 2012.

Successful implementation of TTIP is estimated to increase Iowa's 3rd District's exports to the EU by 16.7 percent and could boost net employment by up to 2,135 jobs.

Current District Exports to European Union (\$ million)



Estimated Impacts of Full TTIP Implementation on Key Sectors

Top Sectors by Export Increase

Motor Vehicles	+\$28 million
Other Machinery	+\$22 million
Chemicals	+\$20 million

Estimated Job Growth in Key Sectors

Business services	+265 jobs
Personal services	+255 jobs
Construction	+120 jobs

BOTTOM LINE: Since 2006, Iowa's 3rd District's ag and construction machinery exports to the EU have increased by 112 percent. By reducing barriers to trade and investment, TTIP would facilitate future growth, increasing anticipated U.S. machinery exports by a further 16.7 percent.



Iowa's 4th District and TTIP

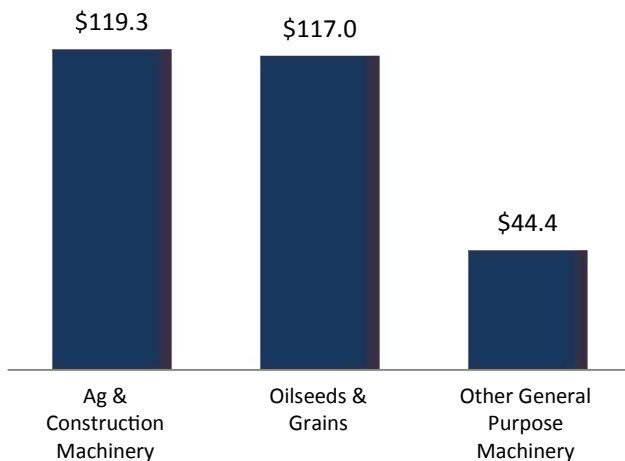
Iowa's 4th District already has a strong trade relationship with the European Union, and a successful conclusion of the **Transatlantic Trade and Investment Partnership (TTIP)** would contribute significantly to the district's future economic growth.

The EU purchased an estimated \$559 million worth of goods (9 percent of goods exports) and \$185 million worth of services (29 percent of services exports) from Iowa's 4th District in 2012.

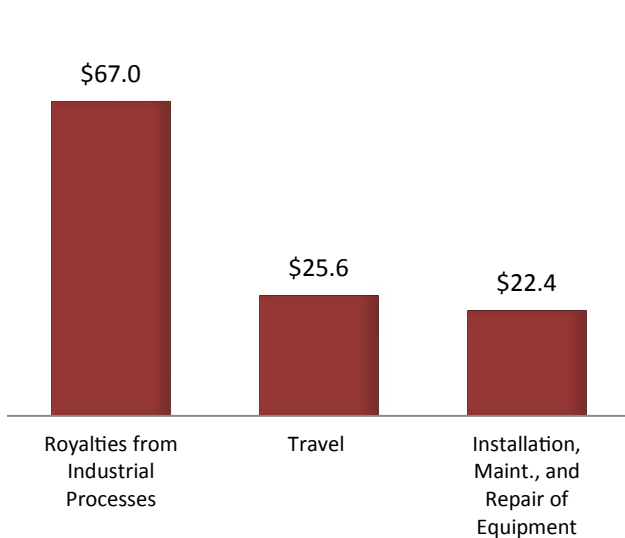
Successful implementation of TTIP is estimated to increase Iowa's 4th District's exports to the EU by 32.2 percent and could boost net employment by up to 1,530 jobs.

Current District Exports to European Union (\$ million)

Goods Exports, 2012



Services Exports, 2012



Estimated Impacts of Full TTIP Implementation on Key Sectors

Top Sectors by Export Increase

Motor Vehicles	+\$155 million
Other Machinery	+\$77 million
Chemicals	+\$45 million

Estimated Job Growth in Key Sectors

Other machinery	+210 jobs
Personal services	+205 jobs
Business services	+145 jobs

BOTTOM LINE: Since 2006, Iowa's 4th District's machinery exports to the EU have increased by up to 77 percent. By reducing barriers to trade and investment, TTIP would facilitate future growth, increasing anticipated U.S. machinery exports by a further 16.7 percent.



Kansas' 1st District and TTIP

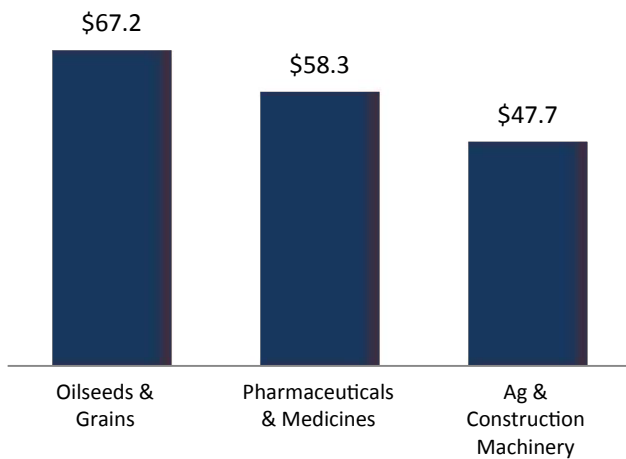
Kansas' 1st District already has a strong trade relationship with the European Union, and a successful conclusion of the **Transatlantic Trade and Investment Partnership (TTIP)** would contribute significantly to the district's future economic growth.

The EU purchased an estimated \$389 million worth of goods (8 percent of goods exports) and \$164 million worth of services (26 percent of services exports) from Kansas' 1st District in 2012.

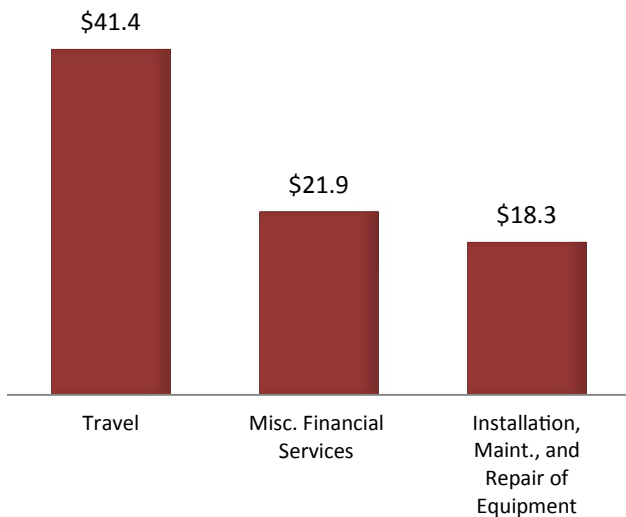
Successful implementation of TTIP is estimated to increase Kansas' 1st District's exports to the EU by 25.9 percent and could boost net employment by up to 1,360 jobs.

Current District Exports to European Union (\$ million)

Goods Exports, 2012



Services Exports, 2012



Estimated Impacts of Full TTIP Implementation on Key Sectors

Top Sectors by Export Increase

Chemicals	+\$77 million
Processed Foods	+\$60 million
Other Machinery	+\$30 million

Estimated Job Growth in Key Sectors

Personal services	+195 jobs
Business services	+160 jobs
Construction	+115 jobs

BOTTOM LINE: Since 2006, Kansas' 1st District's pharmaceuticals exports to the EU have increased by 415 percent. By reducing barriers to trade and investment, TTIP would facilitate future growth, increasing anticipated U.S. chemicals exports by a further 34.2 percent.



Kansas' 2nd District and TTIP

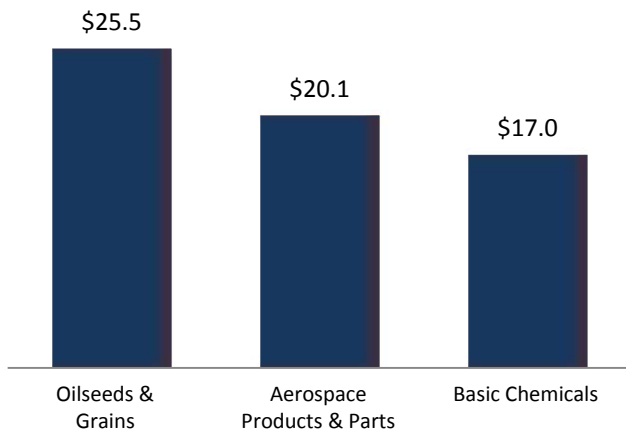
Kansas' 2nd District already has a strong trade relationship with the European Union, and a successful conclusion of the **Transatlantic Trade and Investment Partnership (TTIP)** would contribute significantly to the district's future economic growth.

The EU purchased an estimated \$186 million worth of goods (10 percent of goods exports) and \$166 million worth of services (28 percent of services exports) from Kansas' 2nd District in 2012.

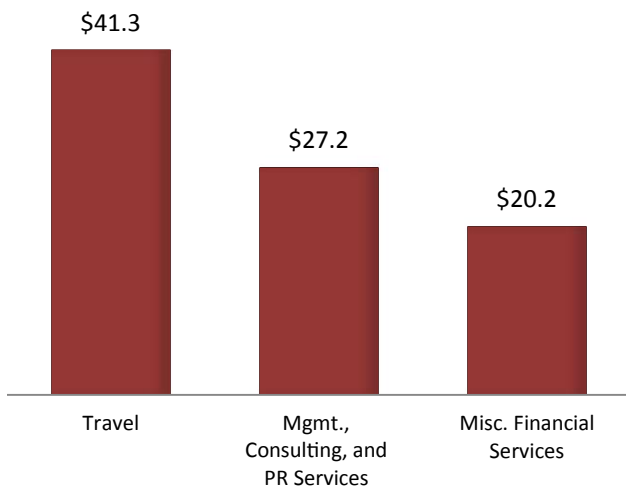
Successful implementation of TTIP is estimated to increase Kansas' 2nd District's exports to the EU by 23 percent and could boost net employment by up to 1,320 jobs.

Current District Exports to European Union (\$ million)

Goods Exports, 2012



Services Exports, 2012



Estimated Impacts of Full TTIP Implementation on Key Sectors

Top Sectors by Export Increase

Chemicals	+\$66 million
Metals and Metal Products	+\$26 million
Motor Vehicles	+\$15 million

Estimated Job Growth in Key Sectors

Personal services	+185 jobs
Business services	+165 jobs
Construction	+95 jobs

BOTTOM LINE: Since 2006, Kansas' 2nd District's chemicals exports to the EU have increased by 118 percent. By reducing barriers to trade and investment, TTIP would facilitate future growth, increasing anticipated U.S. chemicals exports by a further 34.2 percent.



Kansas' 3rd District and TTIP

Kansas' 3rd District already has a strong trade relationship with the European Union, and a successful conclusion of the **Transatlantic Trade and Investment Partnership (TTIP)** would contribute significantly to the district's future economic growth.

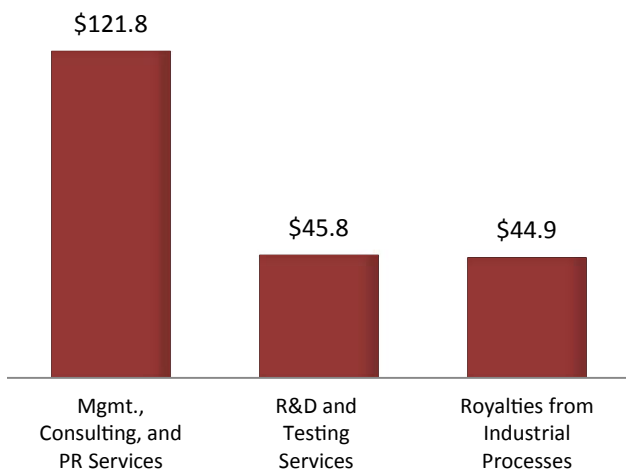
The EU purchased an estimated \$382 million worth of goods (27 percent of goods exports) and \$471 million worth of services (32 percent of services exports) from Kansas' 3rd District in 2012.

Successful implementation of TTIP is estimated to increase Kansas' 3rd District's exports to the EU by 21 percent and could boost net employment by up to 2,300 jobs.

Current District Exports to European Union (\$ million)



Services Exports, 2012



Estimated Impacts of Full TTIP Implementation on Key Sectors

Top Sectors by Export Increase

Chemicals	+\$139 million
Motor Vehicles	+\$30 million
Electrical Machinery	+\$14 million

Estimated Job Growth in Key Sectors

Business services	+490 jobs
Personal services	+235 jobs
Construction	+125 jobs

BOTTOM LINE: Since 2006, Kansas' 3rd District's pharmaceuticals exports to the EU have increased by 200 percent. By reducing barriers to trade and investment, TTIP would facilitate future growth, increasing anticipated U.S. chemicals exports by a further 34.2 percent.



Kansas' 4th District and TTIP

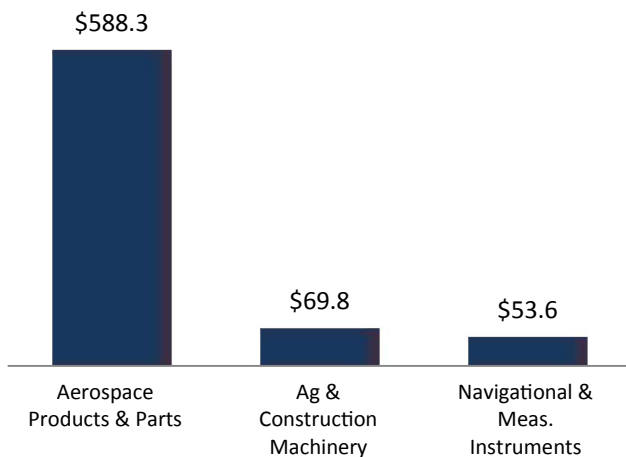
Kansas' 4th District already has a strong trade relationship with the European Union, and a successful conclusion of the **Transatlantic Trade and Investment Partnership (TTIP)** would contribute significantly to the district's future economic growth.

The EU purchased an estimated \$883 million worth of goods (22 percent of goods exports) and \$257 million worth of services (32 percent of services exports) from Kansas' 4th District in 2012.

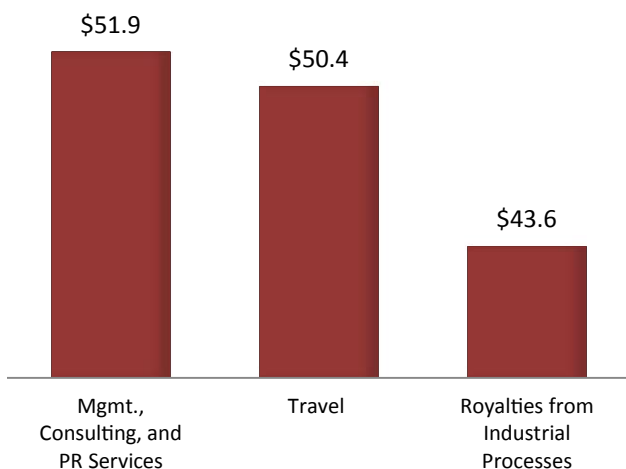
Successful implementation of TTIP is estimated to increase Kansas' 4th District's exports to the EU by 23.8 percent and could boost net employment by up to 2,035 jobs.

Current District Exports to European Union (\$ million)

Goods Exports, 2012



Services Exports, 2012



Estimated Impacts of Full TTIP Implementation on Key Sectors

Top Sectors by Export Increase

Other Transport Equipment	+\$254 million
Chemicals	+\$68 million
Other Machinery	+\$45 million

Estimated Job Growth in Key Sectors

Other transport equipment	+380 jobs
Business services	+235 jobs
Personal services	+215 jobs

BOTTOM LINE: Since 2006, Kansas' 4th District's ag and construction machinery exports to the EU have increased by 128 percent. By reducing barriers to trade and investment, TTIP would facilitate future growth, increasing anticipated U.S. machinery exports by a further 16.7 percent.



Kentucky's 1st District and TTIP

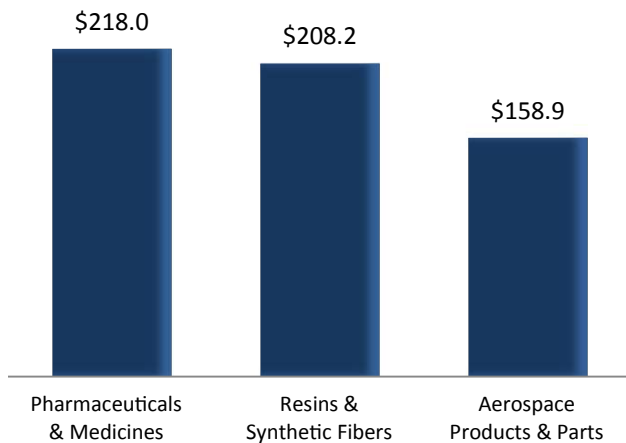
Kentucky's 1st District already has a strong trade relationship with the European Union, and a successful conclusion of the **Transatlantic Trade and Investment Partnership (TTIP)** would contribute significantly to the District's future economic growth.

The EU purchased an estimated \$1.1 billion worth of goods (20 percent of goods exports) and \$182 million worth of services (28 percent of services exports) from Kentucky's 1st District in 2012.

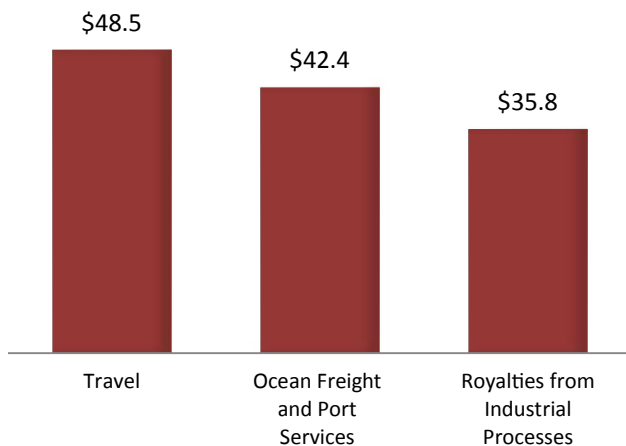
Successful implementation of TTIP is estimated to increase Kentucky's 1st District's exports to the EU by 36.5 percent and could boost net employment by up to 1,240 jobs.

2012 District Exports to European Union (\$ million)

Goods Exports



Services Exports



Estimated Impacts of Full TTIP Implementation on Key District Sectors

Top Sectors by Export Increase

Chemicals	+\$446 million
Motor Vehicles	+\$209 million
Other Transport Equipment	+\$68 million

Estimated Job Growth in Key Sectors

Business services	+155 jobs
Personal services	+150 jobs
Construction	+105 jobs

BOTTOM LINE: Since 2006, the 1st District's pharmaceutical and medicine exports to the EU have increased by 179 percent. By reducing barriers to trade and investment, TTIP would facilitate future growth, increasing anticipated chemical product exports by a further 34 percent.



Kentucky's 2nd District and TTIP

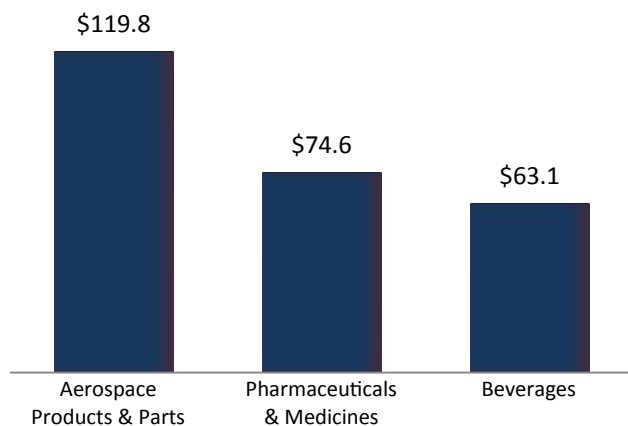
Kentucky's 2nd District already has a strong trade relationship with the European Union, and a successful conclusion of the **Transatlantic Trade and Investment Partnership (TTIP)** would contribute significantly to the district's future economic growth.

The EU purchased an estimated \$703 million worth of goods (17 percent of goods exports) and \$138 million worth of services (27 percent of services exports) from Kentucky's 2nd District in 2012.

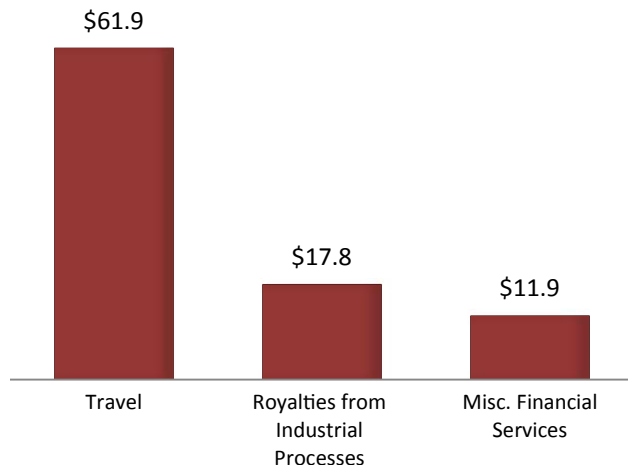
Successful implementation of TTIP is estimated to increase Kentucky's 2nd District's exports to the EU by 51.3 percent and could boost net employment by up to 1,165 jobs.

Current District Exports to European Union (\$ million)

Goods Exports, 2012



Services Exports, 2012



Estimated Impacts of Full TTIP Implementation on Key Sectors

Top Sectors by Export Increase

Motor Vehicles	+\$333 million
Chemicals	+\$110 million
Processed Foods	+\$64 million

Estimated Job Growth in Key Sectors

Personal services	+165 jobs
Business services	+150 jobs
Construction	+110 jobs

BOTTOM LINE: Since 2006, Kentucky's 2nd District's pharmaceuticals exports to the EU have increased by 102 percent. By reducing barriers to trade and investment, TTIP would facilitate future growth, increasing anticipated U.S. chemicals exports by a further 34.2 percent.



Kentucky's 3rd District and TTIP

Kentucky's 3rd District already has a strong trade relationship with the European Union, and a successful conclusion of the **Transatlantic Trade and Investment Partnership (TTIP)** would contribute significantly to the district's future economic growth.

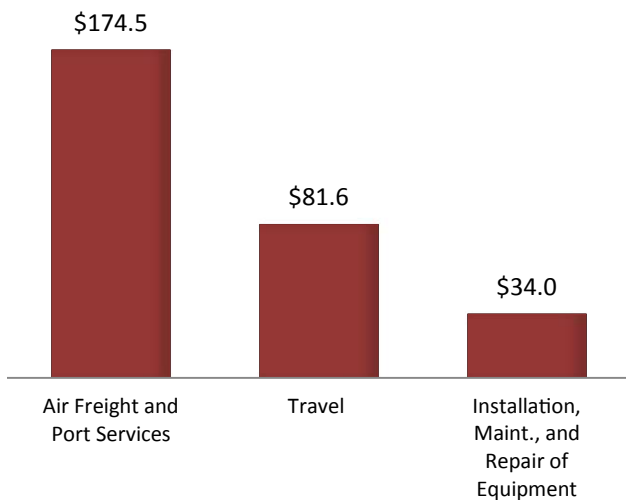
The EU purchased an estimated \$736 million worth of goods (24 percent of goods exports) and \$453 million worth of services (31 percent of services exports) from Kentucky's 3rd District in 2012.

Successful implementation of TTIP is estimated to increase Kentucky's 3rd District's exports to the EU by 30.4 percent and could boost net employment by up to 2,380 jobs.

Current District Exports to European Union (\$ million)



Services Exports, 2012



Estimated Impacts of Full TTIP Implementation on Key Sectors

Top Sectors by Export Increase

Chemicals	+\$197 million
Other Transport Equipment	+\$119 million
Motor Vehicles	+\$95 million

Estimated Job Growth in Key Sectors

Business services	+385 jobs
Personal services	+265 jobs
Construction	+145 jobs

BOTTOM LINE: Since 2006, Kentucky's 3rd District's medical equipment and supplies exports to the EU have increased by 555 percent. By reducing barriers to trade and investment, TTIP would facilitate future growth, increasing anticipated U.S. electrical equipment exports by a further 44.1 percent.



Kentucky's 4th District and TTIP

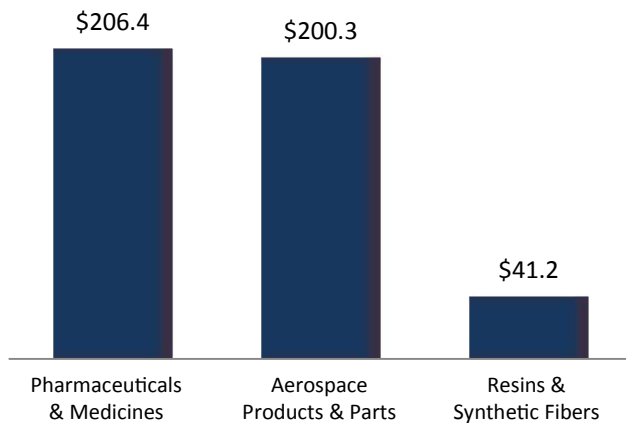
Kentucky's 4th District already has a strong trade relationship with the European Union, and a successful conclusion of the **Transatlantic Trade and Investment Partnership (TTIP)** would contribute significantly to the district's future economic growth.

The EU purchased an estimated \$826 million worth of goods (21 percent of goods exports) and \$252 million worth of services (30 percent of services exports) from Kentucky's 4th District in 2012.

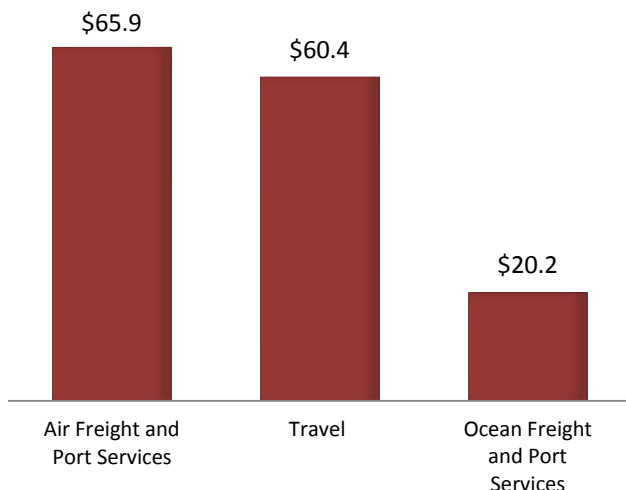
Successful implementation of TTIP is estimated to increase Kentucky's 4th District's exports to the EU by 36.7 percent and could boost net employment by up to 1,440 jobs.

Current District Exports to European Union (\$ million)

Goods Exports, 2012



Services Exports, 2012



Estimated Impacts of Full TTIP Implementation on Key Sectors

Top Sectors by Export Increase

Motor Vehicles	+\$224 million
Chemicals	+\$179 million
Other Transport Equipment	+\$86 million

Estimated Job Growth in Key Sectors

Personal services	+185 jobs
Business services	+175 jobs
Construction	+95 jobs

BOTTOM LINE: Since 2006, Kentucky's 4th District's pharmaceuticals exports to the EU have increased by 209 percent. By reducing barriers to trade and investment, TTIP would facilitate future growth, increasing anticipated U.S. chemicals exports by a further 34.2 percent.



Kentucky's 5th District and TTIP

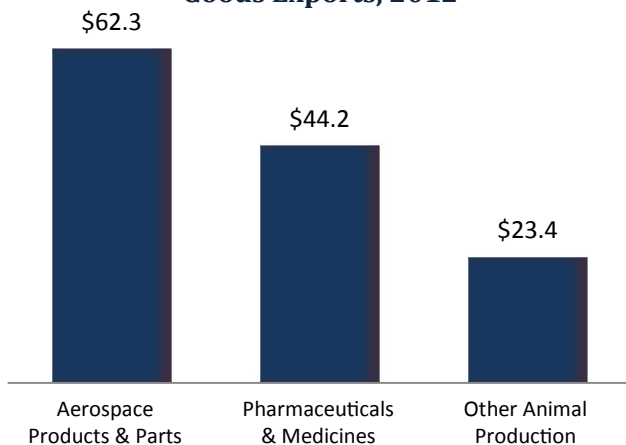
Kentucky's 5th District already has a strong trade relationship with the European Union, and a successful conclusion of the **Transatlantic Trade and Investment Partnership (TTIP)** would contribute significantly to the district's future economic growth.

The EU purchased an estimated \$282 million worth of goods (21 percent of goods exports) and \$99 million worth of services (27 percent of services exports) from Kentucky's 5th District in 2012.

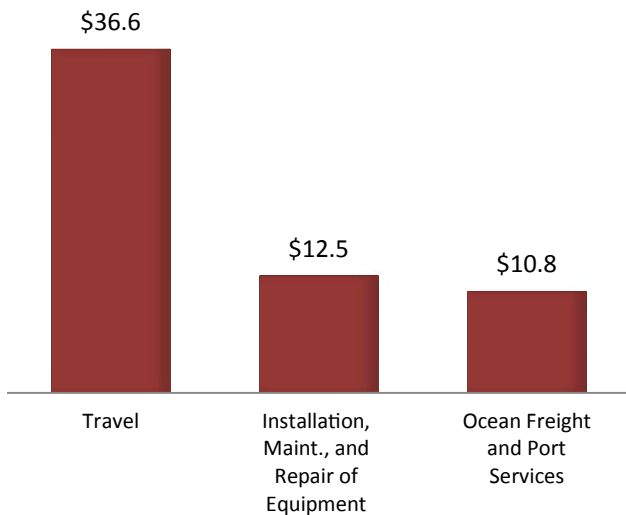
Successful implementation of TTIP is estimated to increase Kentucky's 5th District's exports to the EU by 30 percent and could boost net employment by up to 1,020 jobs.

Current District Exports to European Union (\$ million)

Goods Exports, 2012



Services Exports, 2012



Estimated Impacts of Full TTIP Implementation on Key Sectors

Top Sectors by Export Increase

Motor Vehicles	+\$56 million
Chemicals	+\$37 million
Other Transport Equipment	+\$27 million

Estimated Job Growth in Key Sectors

Business services	+140 jobs
Personal services	+115 jobs
Construction	+65 jobs

BOTTOM LINE: Since 2006, Kentucky's 5th District's pharmaceuticals exports to the EU have increased by 212 percent. By reducing barriers to trade and investment, TTIP would facilitate future growth, increasing anticipated U.S. chemicals exports by a further 34.2 percent.



Kentucky's 6th District and TTIP

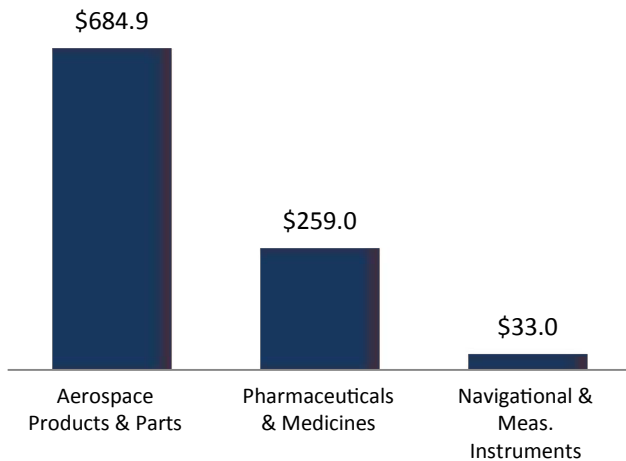
Kentucky's 6th District already has a strong trade relationship with the European Union, and a successful conclusion of the **Transatlantic Trade and Investment Partnership (TTIP)** would contribute significantly to the district's future economic growth.

The EU purchased an estimated \$1.3 billion worth of goods (25 percent of goods exports) and \$221 million worth of services (28 percent of services exports) from Kentucky's 6th District in 2012.

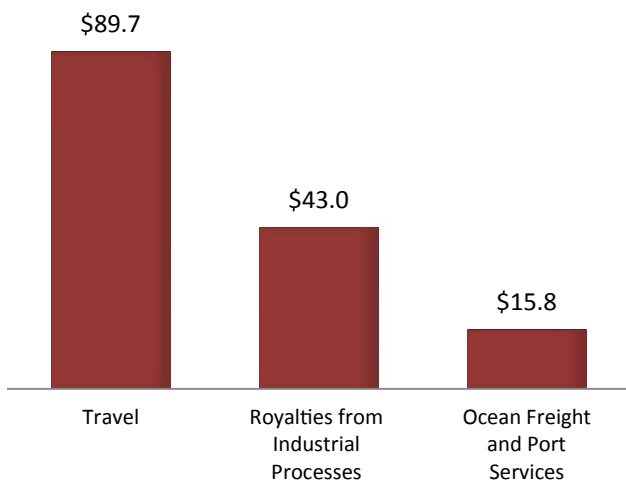
Successful implementation of TTIP is estimated to increase Kentucky's 6th District's exports to the EU by 37.6 percent and could boost net employment by up to 1,565 jobs.

Current District Exports to European Union (\$ million)

Goods Exports, 2012



Services Exports, 2012



Estimated Impacts of Full TTIP Implementation on Key Sectors

Top Sectors by Export Increase

Other Transport Equipment	+\$296 million
Motor Vehicles	+\$264 million
Chemicals	+\$149 million

Estimated Job Growth in Key Sectors

Business services	+275 jobs
Personal services	+215 jobs
Construction	+95 jobs

BOTTOM LINE: *Since 2006, Kentucky's 6th District's pharmaceuticals exports to the EU have increased by 372 percent. By reducing barriers to trade and investment, TTIP would facilitate future growth, increasing anticipated U.S. chemicals exports by a further 34.2 percent.*



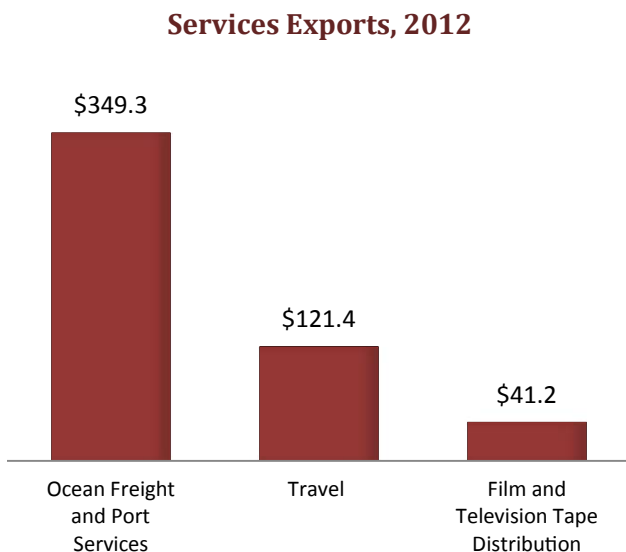
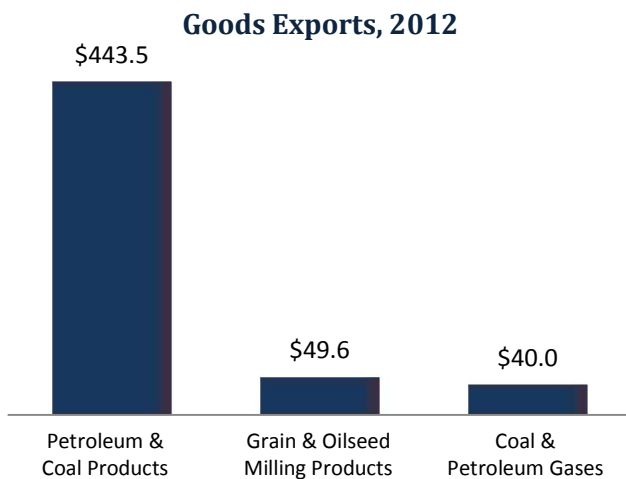
Louisiana's 1st District and TTIP

Louisiana's 1st District already has a strong trade relationship with the European Union, and a successful conclusion of the **Transatlantic Trade and Investment Partnership (TTIP)** would contribute significantly to the district's future economic growth.

The EU purchased an estimated \$765 million worth of goods (18 percent of goods exports) and \$674 million worth of services (28 percent of services exports) from Louisiana's 1st District in 2012.

Successful implementation of TTIP is estimated to increase Louisiana's 1st District's exports to the EU by 17.4 percent and could boost net employment by up to 1,975 jobs.

Current District Exports to European Union (\$ million)



Estimated Impacts of Full TTIP Implementation on Key Sectors

Top Sectors by Export Increase

Other Manufactures	+\$86 million
Processed Foods	+\$79 million
Chemicals	+\$68 million

Estimated Job Growth in Key Sectors

Personal services	+265 jobs
Business services	+235 jobs
Construction	+185 jobs

BOTTOM LINE: Since 2006, Louisiana's 1st District's ag and construction machinery exports to the EU have increased by 289 percent. By reducing barriers to trade and investment, TTIP would facilitate future growth, increasing anticipated U.S. chemicals exports by a further 34.2 percent.



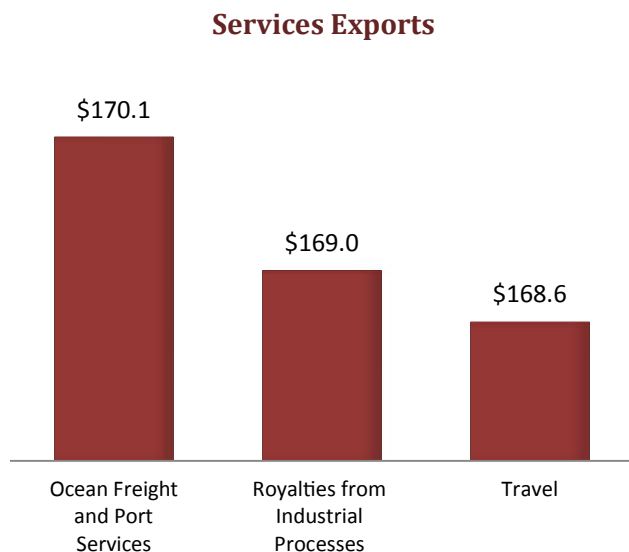
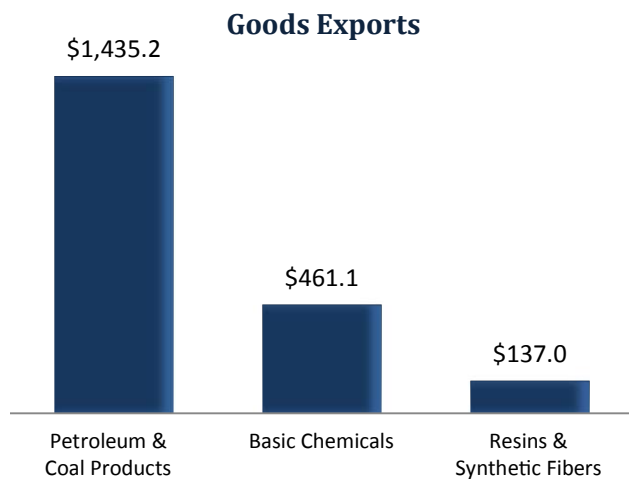
Louisiana's 2nd District and TTIP

Louisiana's 2nd District already has a strong trade relationship with the European Union, and a successful conclusion of the **Transatlantic Trade and Investment Partnership (TTIP)** would contribute significantly to the District's future economic growth.

The EU purchased an estimated \$2.3 billion worth of goods (21 percent of goods exports) and \$671 million worth of services (31 percent of services exports) from Louisiana's 2nd District in 2012.

Successful implementation of TTIP is estimated to increase Louisiana's 2nd District's exports to the EU by 22.6 percent and could boost net employment by up to 1,885 jobs.

2012 District Exports to European Union (\$ million)



Estimated Impacts of Full TTIP Implementation on Key District Sectors

Top Sectors by Export Increase

Chemicals	+\$456 million
Other Manufactures	+\$276 million
Processed Foods	+\$97 million

Estimated Job Growth in Key Sectors

Personal services	+315 jobs
Business services	+205 jobs
Construction	+140 jobs

BOTTOM LINE: Since 2006, the 2nd District's chemical exports to the EU have increased by 23 percent. By reducing barriers to trade and investment, TTIP would facilitate future growth, increasing anticipated chemical product exports by a further 34 percent.



Louisiana's 3rd District and TTIP

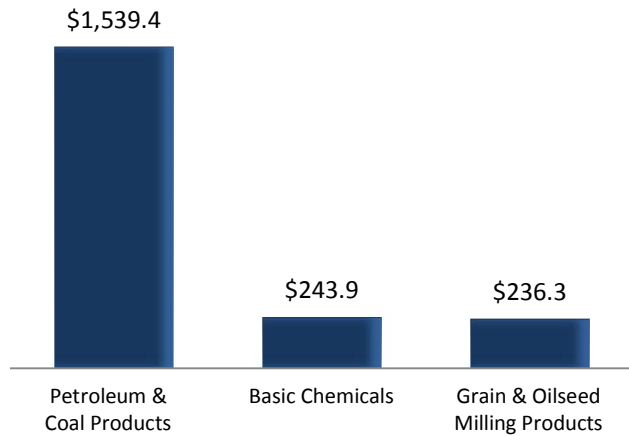
Louisiana's 3rd District already has a strong trade relationship with the European Union, and a successful conclusion of the **Transatlantic Trade and Investment Partnership (TTIP)** would contribute significantly to the District's future economic growth.

The EU purchased an estimated \$2.5 billion worth of goods (19 percent of goods exports) and \$520 million worth of services (28 percent of services exports) from Louisiana's 3rd District in 2012.

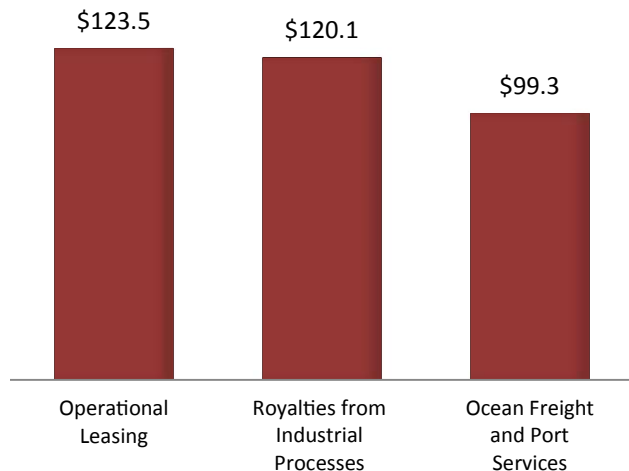
Successful implementation of TTIP is estimated to increase Louisiana's 3rd District's exports to the EU by 22.8 percent and could boost net employment by up to 2,060 jobs.

2012 District Exports to European Union (\$ million)

Goods Exports



Services Exports



Estimated Impacts of Full TTIP Implementation on Key District

Top Sectors by Export Increase

Other Manufactures	+\$298 million
Chemicals	+\$289 million
Metals and Metal Products	+\$283 million

Estimated Job Growth in Key Sectors

Business services	+275 jobs
Personal services	+230 jobs
Construction	+180 jobs

BOTTOM LINE: Since 2006, the 3rd District's milled grains and oilseed products exports to the EU have increased by 57 percent. By reducing barriers to trade and investment, TTIP would facilitate future growth, increasing anticipated processed food exports by a further 75 percent.



Louisiana's 4th District and TTIP

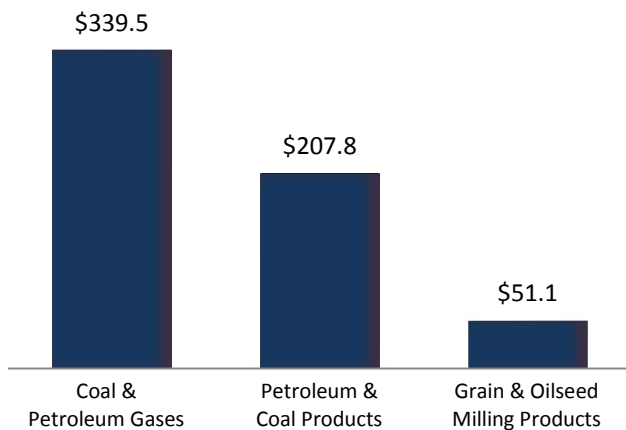
Louisiana's 4th District already has a strong trade relationship with the European Union, and a successful conclusion of the **Transatlantic Trade and Investment Partnership (TTIP)** would contribute significantly to the district's future economic growth.

The EU purchased an estimated \$839 million worth of goods (22 percent of goods exports) and \$201 million worth of services (28 percent of services exports) from Louisiana's 4th District in 2012.

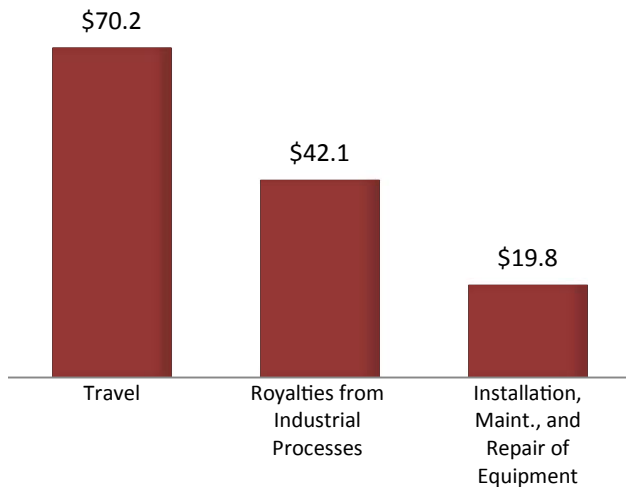
Successful implementation of TTIP is estimated to increase Louisiana's 4th District's exports to the EU by 17.1 percent and could boost net employment by up to 1,365 jobs.

Current District Exports to European Union (\$ million)

Goods Exports, 2012



Services Exports, 2012



Estimated Impacts of Full TTIP Implementation on Key Sectors

Top Sectors by Export Increase

Processed Foods	+\$92 million
Chemicals	+\$80 million
Other Manufactures	+\$41 million

Estimated Job Growth in Key Sectors

Personal services	+175 jobs
Business services	+160 jobs
Construction	+105 jobs

BOTTOM LINE: Since 2006, Louisiana's 4th District's meat products exports to the EU have increased by 131 percent. By reducing barriers to trade and investment, TTIP would facilitate future growth, increasing anticipated U.S. processed foods exports by a further 74.8 percent.



Louisiana's 5th District and TTIP

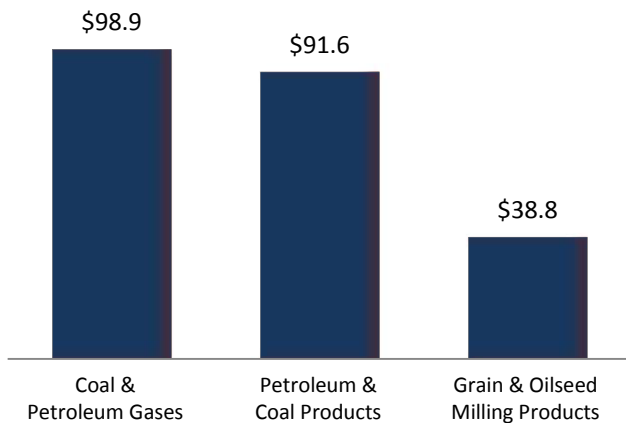
Louisiana's 5th District already has a strong trade relationship with the European Union, and a successful conclusion of the **Transatlantic Trade and Investment Partnership (TTIP)** would contribute significantly to the district's future economic growth.

The EU purchased an estimated \$396 million worth of goods (16 percent of goods exports) and \$165 million worth of services (27 percent of services exports) from Louisiana's 5th District in 2012.

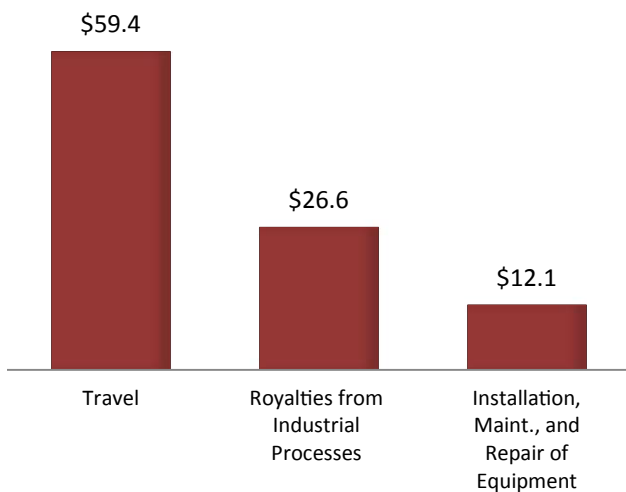
Successful implementation of TTIP is estimated to increase Louisiana's 5th District's exports to the EU by 21.7 percent and could boost net employment by up to 1,175 jobs.

Current District Exports to European Union (\$ million)

Goods Exports, 2012



Services Exports, 2012



Estimated Impacts of Full TTIP Implementation on Key Sectors

Top Sectors by Export Increase

Processed Foods	+\$65 million
Chemicals	+\$36 million
Wood and Paper Products	+\$21 million

Estimated Job Growth in Key Sectors

Personal services	+145 jobs
Business services	+110 jobs
Construction	+100 jobs

BOTTOM LINE: Since 2006, Louisiana's 5th District's meat products exports to the EU have increased by 106 percent. By reducing barriers to trade and investment, TTIP would facilitate future growth, increasing anticipated U.S. processed foods exports by a further 74.8 percent.



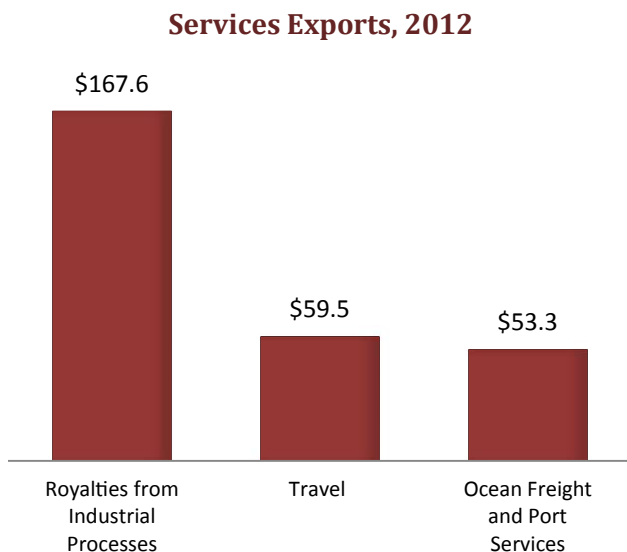
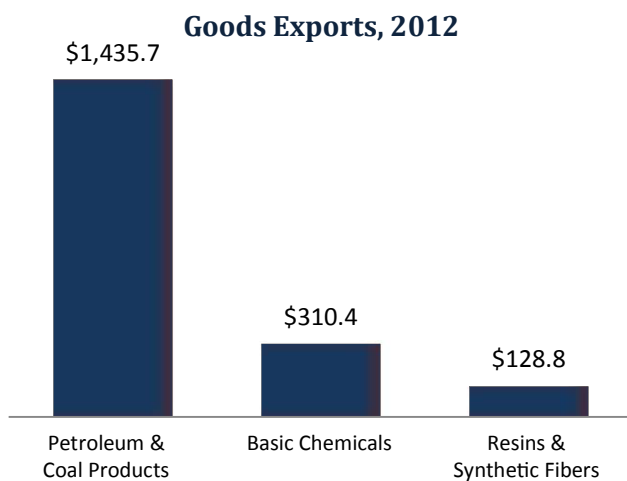
Louisiana's 6th District and TTIP

Louisiana's 6th District already has a strong trade relationship with the European Union, and a successful conclusion of the **Transatlantic Trade and Investment Partnership (TTIP)** would contribute significantly to the district's future economic growth.

The EU purchased an estimated \$2.0 billion worth of goods (21 percent of goods exports) and \$431 million worth of services (31 percent of services exports) from Louisiana's 6th District in 2012.

Successful implementation of TTIP is estimated to increase Louisiana's 6th District's exports to the EU by 20.6 percent and could boost net employment by up to 2,015 jobs.

Current District Exports to European Union (\$ million)



Estimated Impacts of Full TTIP Implementation on Key Sectors

Top Sectors by Export Increase

Chemicals	+\$344 million
Other Manufactures	+\$276 million
Metals and Metal Products	+\$31 million

Estimated Job Growth in Key Sectors

Construction	+320 jobs
Business services	+240 jobs
Personal services	+220 jobs

BOTTOM LINE: Since 2006, Louisiana's 6th District's chemicals exports to the EU have increased by 33 percent. By reducing barriers to trade and investment, TTIP would facilitate future growth, increasing anticipated U.S. chemicals exports by a further 34.2 percent.



Maine's 1st District and TTIP

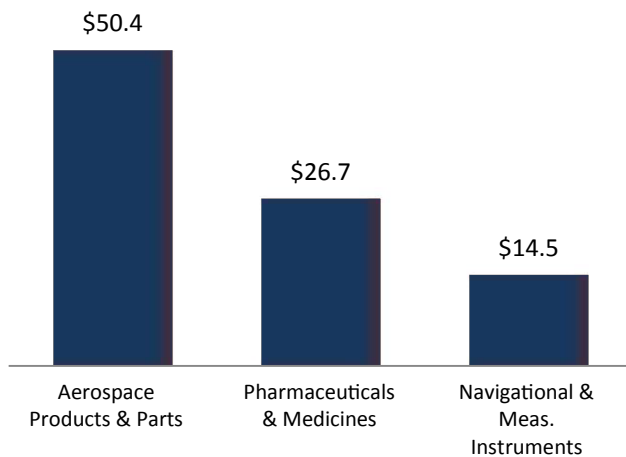
Maine's 1st District already has a strong trade relationship with the European Union, and a successful conclusion of the **Transatlantic Trade and Investment Partnership (TTIP)** would contribute significantly to the district's future economic growth.

The EU purchased an estimated \$180 million worth of goods (14 percent of goods exports) and \$233 million worth of services (28 percent of services exports) from Maine's 1st District in 2012.

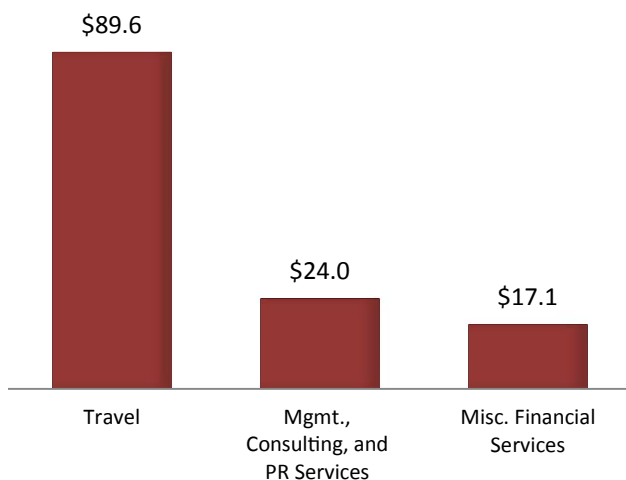
Successful implementation of TTIP is estimated to increase Maine's 1st District's exports to the EU by 21.6 percent and could boost net employment by up to 1,880 jobs.

Current District Exports to European Union (\$ million)

Goods Exports, 2012



Services Exports, 2012



Estimated Impacts of Full TTIP Implementation on Key Sectors

Top Sectors by Export Increase

Chemicals	+\$32 million
Other Transport Equipment	+\$23 million
Other Machinery	+\$11 million

Estimated Job Growth in Key Sectors

Personal services	+230 jobs
Business services	+215 jobs
Construction	+90 jobs

BOTTOM LINE: Since 2006, Maine's 1st District's aerospace products exports to the EU have increased by 300 percent. By reducing barriers to trade and investment, TTIP would facilitate future growth, increasing anticipated U.S. transportation equipment exports by a further 27.8 percent.



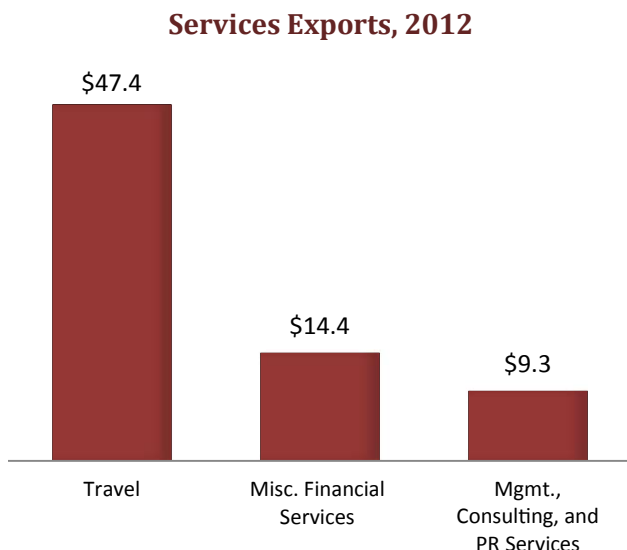
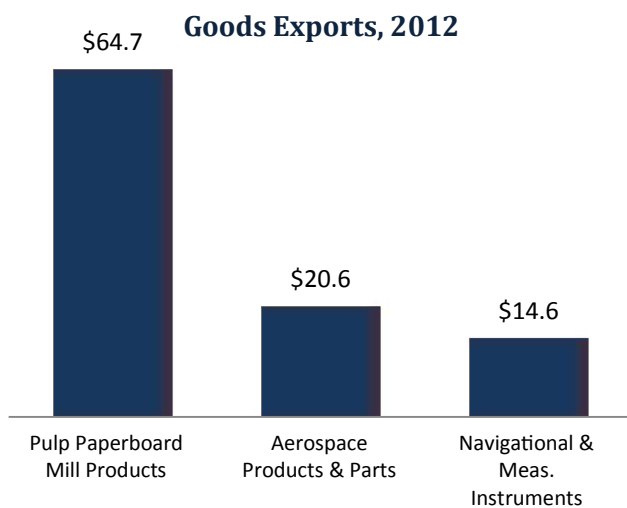
Maine's 2nd District and TTIP

Maine's 2nd District already has a strong trade relationship with the European Union, and a successful conclusion of the **Transatlantic Trade and Investment Partnership (TTIP)** would contribute significantly to the district's future economic growth.

The EU purchased an estimated \$178 million worth of goods (11 percent of goods exports) and \$127 million worth of services (27 percent of services exports) from Maine's 2nd District in 2012.

Successful implementation of TTIP is estimated to increase Maine's 2nd District's exports to the EU by 26.5 percent and could boost net employment by up to 1,385 jobs.

Current District Exports to European Union (\$ million)



Estimated Impacts of Full TTIP Implementation on Key Sectors

Top Sectors by Export Increase

Wood and Paper Products	+\$47 million
Other Transport Equipment	+\$9 million
Chemicals	+\$8 million

Estimated Job Growth in Key Sectors

Personal services	+145 jobs
Business services	+135 jobs
Construction	+75 jobs

BOTTOM LINE: Since 2006, Maine's 2nd District's aerospace products exports to the EU have increased by 153 percent. By reducing barriers to trade and investment, TTIP would facilitate future growth, increasing anticipated U.S. transportation equipment exports by a further 27.8 percent.



Maryland's 1st District and TTIP

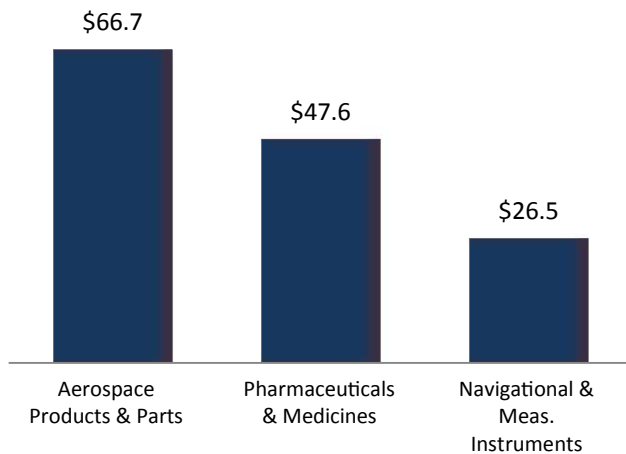
Maryland's 1st District already has a strong trade relationship with the European Union, and a successful conclusion of the **Transatlantic Trade and Investment Partnership (TTIP)** would contribute significantly to the district's future economic growth.

The EU purchased an estimated \$391 million worth of goods (21 percent of goods exports) and \$279 million worth of services (30 percent of services exports) from Maryland's 1st District in 2012.

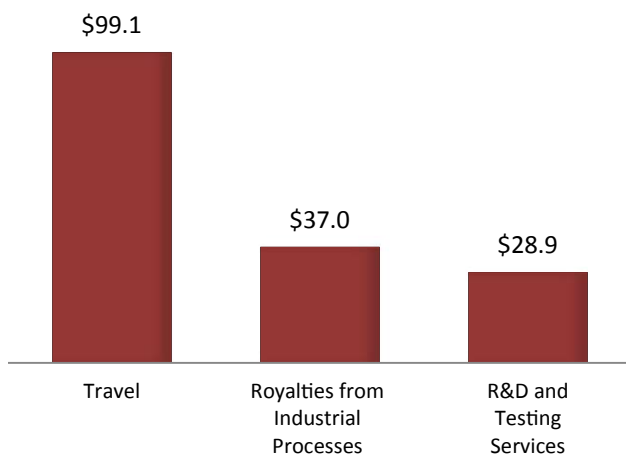
Successful implementation of TTIP is estimated to increase Maryland's 1st District's exports to the EU by 33.3 percent and could boost net employment by up to 1,450 jobs.

Current District Exports to European Union (\$ million)

Goods Exports, 2012



Services Exports, 2012



Estimated Impacts of Full TTIP Implementation on Key Sectors

Top Sectors by Export Increase

Chemicals	+\$86 million
Metals and Metal Products	+\$66 million
Motor Vehicles	+\$55 million

Estimated Job Growth in Key Sectors

Personal services	+245 jobs
Business services	+180 jobs
Construction	+105 jobs

BOTTOM LINE: Since 2006, Maryland's 1st District's steel products to the EU have increased 16-fold. By reducing barriers to trade and investment, TTIP would facilitate future growth, increasing anticipated U.S. metals and metal product exports by a further 88.1 percent.



Maryland's 2nd District and TTIP

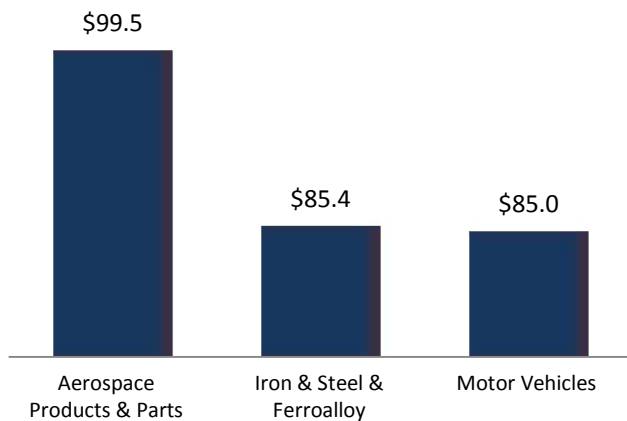
Maryland's 2nd District already has a strong trade relationship with the European Union, and a successful conclusion of the **Transatlantic Trade and Investment Partnership (TTIP)** would contribute significantly to the district's future economic growth.

The EU purchased an estimated \$529 million worth of goods (23 percent of goods exports) and \$416 million worth of services (31 percent of services exports) from Maryland's 2nd District in 2012.

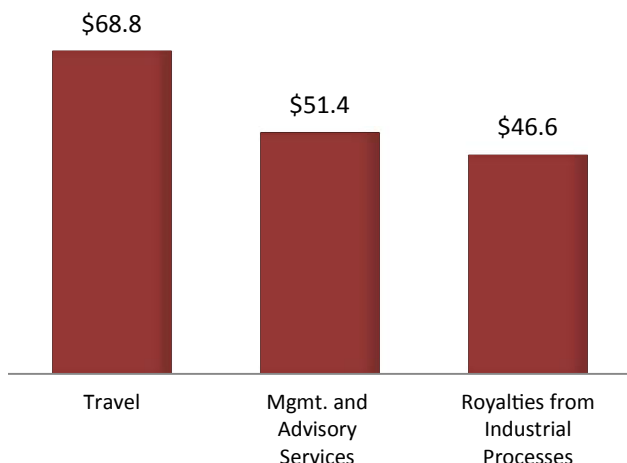
Successful implementation of TTIP is estimated to increase Maryland's 2nd District's exports to the EU by 70.3 percent and could boost net employment by up to 1,645 jobs.

Current District Exports to European Union (\$ million)

Goods Exports, 2012



Services Exports, 2012



Estimated Impacts of Full TTIP Implementation on Key Sectors

Top Sectors by Export Increase

Motor Vehicles	+\$545 million
Metals and Metal Products	+\$135 million
Chemicals	+\$80 million

Estimated Job Growth in Key Sectors

Business services	+255 jobs
Personal services	+210 jobs
Construction	+95 jobs

BOTTOM LINE: Since 2006, Maryland's 2nd District's steel products exports to the EU have increased 16-fold. By reducing barriers to trade and investment, TTIP would facilitate future growth, increasing anticipated U.S. metals and metal products exports by a further 88.1 percent.



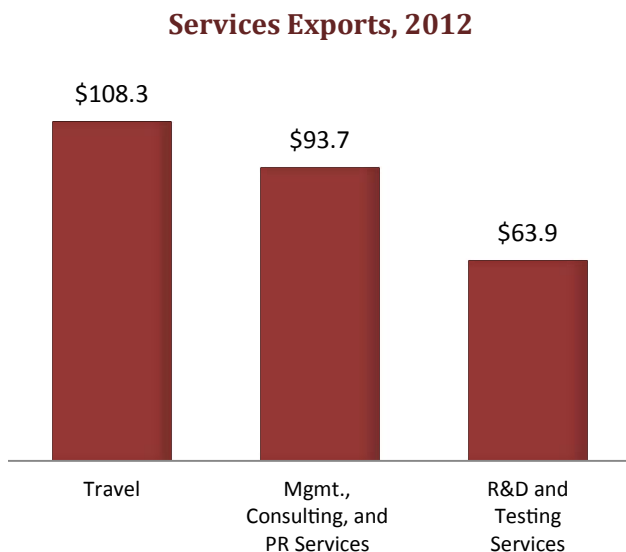
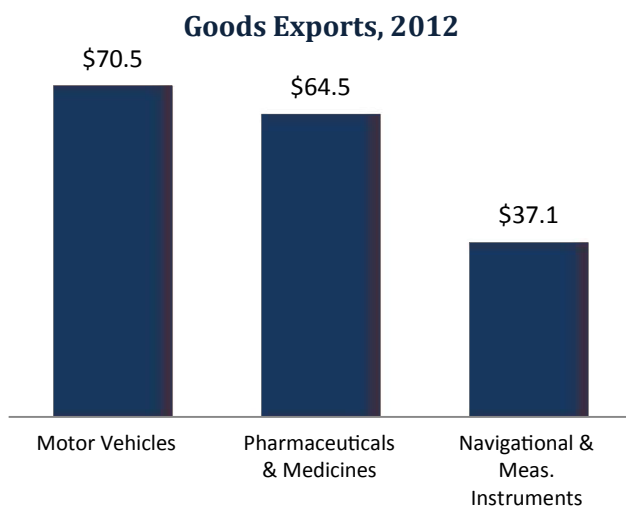
Maryland's 3rd District and TTIP

Maryland's 3rd District already has a strong trade relationship with the European Union, and a successful conclusion of the **Transatlantic Trade and Investment Partnership (TTIP)** would contribute significantly to the district's future economic growth.

The EU purchased an estimated \$419 million worth of goods (20 percent of goods exports) and \$651 million worth of services (32 percent of services exports) from Maryland's 3rd District in 2012.

Successful implementation of TTIP is estimated to increase Maryland's 3rd District's exports to the EU by 58.4 percent and could boost net employment by up to 2,215 jobs.

Current District Exports to European Union (\$ million)



Estimated Impacts of Full TTIP Implementation on Key Sectors

Top Sectors by Export Increase

Motor Vehicles	+\$452 million
Chemicals	+\$92 million
Metals and Metal Products	+\$61 million

Estimated Job Growth in Key Sectors

Business services	+410 jobs
Personal services	+275 jobs
Construction	+135 jobs

BOTTOM LINE: Since 2006, Maryland's 3rd District's motor vehicle exports to the EU have increased by 373 percent. By reducing barriers to trade and investment, TTIP would facilitate future growth, increasing anticipated U.S. motor vehicle exports by a further 346.8 percent.



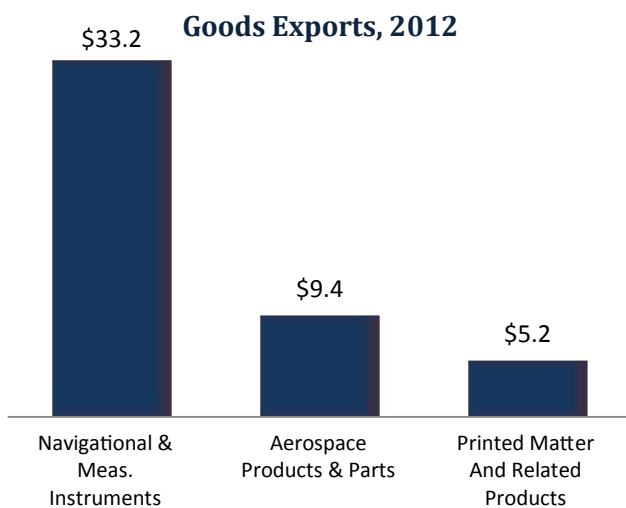
Maryland's 4th District and TTIP

Maryland's 4th District already has a strong trade relationship with the European Union, and a successful conclusion of the **Transatlantic Trade and Investment Partnership (TTIP)** would contribute significantly to the district's future economic growth.

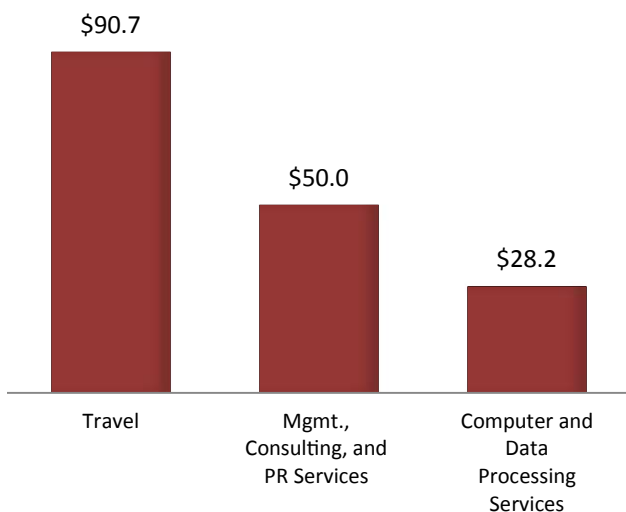
The EU purchased an estimated \$93 million worth of goods (19 percent of goods exports) and \$323 million worth of services (31 percent of services exports) from Maryland's 4th District in 2012.

Successful implementation of TTIP is estimated to increase Maryland's 4th District's exports to the EU by 18.1 percent and could boost net employment by up to 1,430 jobs.

Current District Exports to European Union (\$ million)



Services Exports, 2012



Estimated Impacts of Full TTIP Implementation on Key Sectors

Top Sectors by Export Increase

Metals and Metal Products	+\$24 million
Electrical Machinery	+\$13 million
Business Services	+\$7 million

Estimated Job Growth in Key Sectors

Business services	+240 jobs
Personal services	+200 jobs
Construction	+135 jobs

BOTTOM LINE: Since 2006, Maryland's 4th District's navigational and measuring instruments exports to the EU have increased by 27 percent. By reducing barriers to trade and investment, TTIP would facilitate future growth, increasing anticipated U.S. electrical equipment exports by a further 44.1 percent.



Maryland's 5th District and TTIP

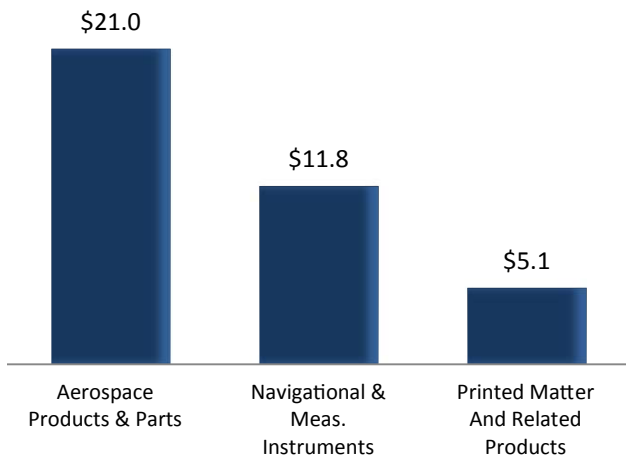
Maryland's 5th District already has a strong trade relationship with the European Union, and a successful conclusion of the **Transatlantic Trade and Investment Partnership (TTIP)** would contribute significantly to the District's future economic growth.

The EU purchased an estimated \$74 million worth of goods (19 percent of goods exports) and \$338 million worth of services (28 percent of services exports) from Maryland's 5th District in 2012.

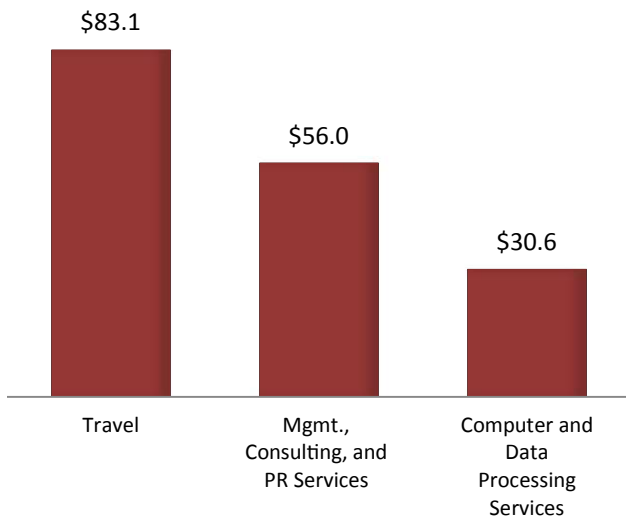
Successful implementation of TTIP is estimated to increase Maryland's 5th District's exports to the EU by 16.2 percent and could boost net employment by up to 1,515 jobs.

2012 District Exports to European Union (\$ million)

Goods Exports



Services Exports



Estimated Impacts of Full TTIP Implementation on Key District Sectors

Top Sectors by Export Increase

Metals and Metal Products	+\$23 million
Other Transport Equipment	+\$10 million
Business Services	+\$7.4 million

Estimated Job Growth in Key Sectors

Business services	+260 jobs
Personal services	+215 jobs
Construction	+140 jobs

BOTTOM LINE: Since 2006, the 5th District's navigational equipment and measuring instruments exports to the EU have increased by 25 percent. By reducing barriers to trade and investment, TTIP would facilitate future growth, increasing anticipated electrical machinery exports by a further 44 percent.



Maryland's 6th District and TTIP

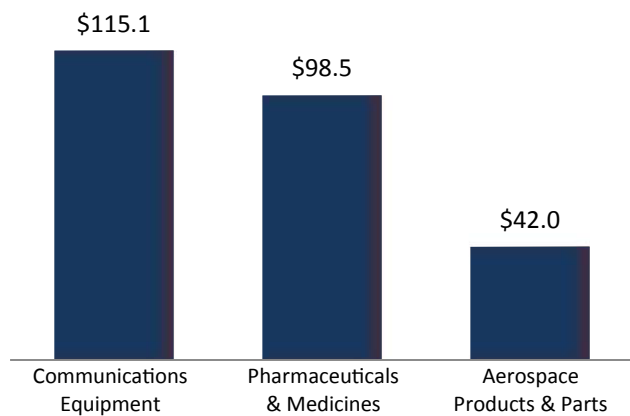
Maryland's 6th District already has a strong trade relationship with the European Union, and a successful conclusion of the **Transatlantic Trade and Investment Partnership (TTIP)** would contribute significantly to the district's future economic growth.

The EU purchased an estimated \$446 million worth of goods (22 percent of goods exports) and \$471 million worth of services (34 percent of services exports) from Maryland's 6th District in 2012.

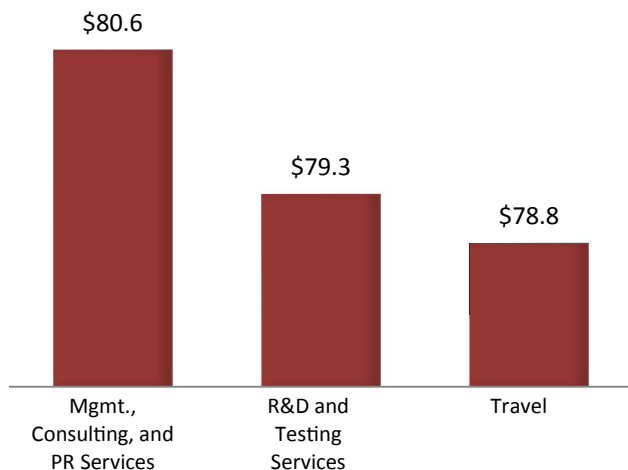
Successful implementation of TTIP is estimated to increase Maryland's 6th District's exports to the EU by 27.1 percent and could boost net employment by up to 1,815 jobs.

Current District Exports to European Union (\$ million)

Goods Exports, 2012



Services Exports, 2012



Estimated Impacts of Full TTIP Implementation on Key Sectors

Top Sectors by Export Increase

Chemicals	+\$77 million
Motor Vehicles	+\$54 million
Electrical Machinery	+\$40 million

Estimated Job Growth in Key Sectors

Business services	+305 jobs
Personal services	+230 jobs
Construction	+115 jobs

BOTTOM LINE: Since 2006, Maryland's 6th District's pharmaceuticals exports to the EU have increased by 103 percent. By reducing barriers to trade and investment, TTIP would facilitate future growth, increasing anticipated U.S. chemicals exports by a further 34.2 percent.



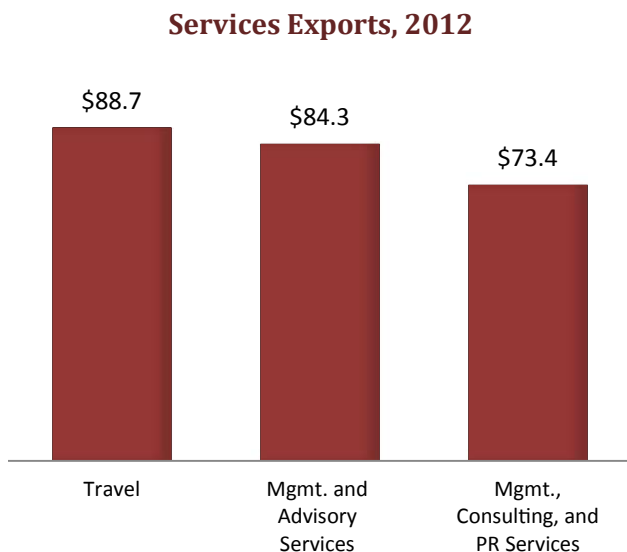
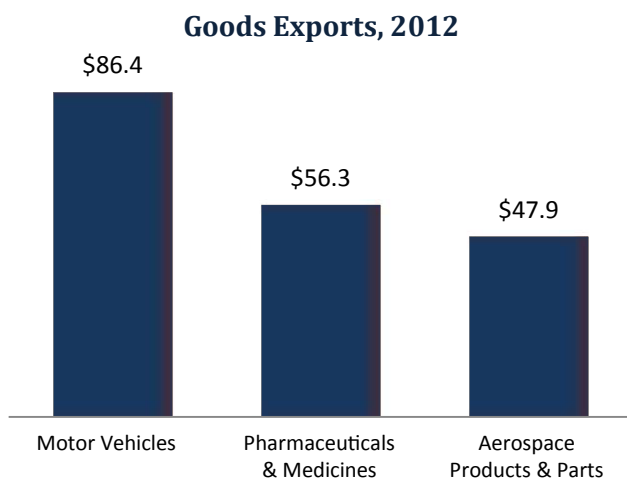
Maryland's 7th District and TTIP

Maryland's 7th District already has a strong trade relationship with the European Union, and a successful conclusion of the **Transatlantic Trade and Investment Partnership (TTIP)** would contribute significantly to the district's future economic growth.

The EU purchased an estimated \$336 million worth of goods (20 percent of goods exports) and \$492 million worth of services (29 percent of services exports) from Maryland's 7th District in 2012.

Successful implementation of TTIP is estimated to increase Maryland's 7th District's exports to the EU by 66.9 percent and could boost net employment by up to 2,045 jobs.

Current District Exports to European Union (\$ million)



Estimated Impacts of Full TTIP Implementation on Key Sectors

Top Sectors by Export Increase

Motor Vehicles	+\$549 million
Chemicals	+\$62 million
Metals and Metal Products	+\$55 million

Estimated Job Growth in Key Sectors

Business services	+380 jobs
Personal services	+215 jobs
Construction	+115 jobs

BOTTOM LINE: Since 2006, Maryland's 7th District's motor vehicle exports to the EU have increased by 322 percent. By reducing barriers to trade and investment, TTIP would facilitate future growth, increasing anticipated U.S. motor vehicle exports by a further 346.8 percent.



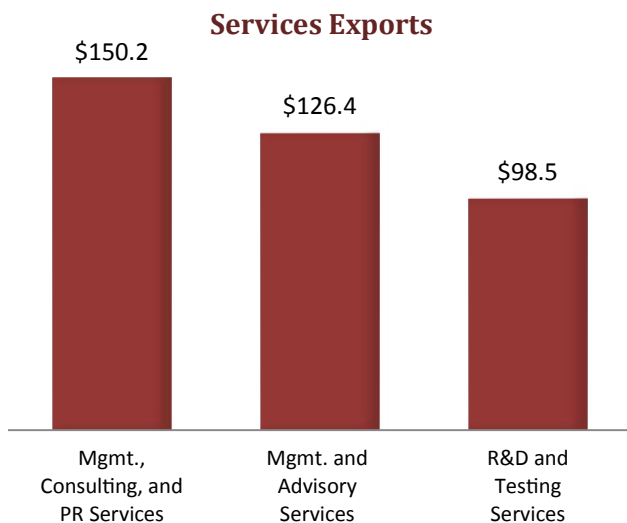
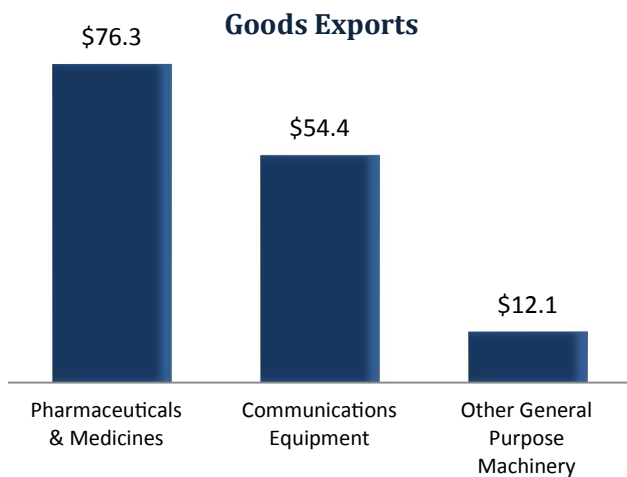
Maryland's 8th District and TTIP

Maryland's 8th District already has a strong trade relationship with the European Union, and a successful conclusion of the **Transatlantic Trade and Investment Partnership (TTIP)** would contribute significantly to the District's future economic growth.

The EU purchased an estimated \$187 million worth of goods (23 percent of goods exports) and \$653 million worth of services (35 percent of services exports) from Maryland's 8th District in 2012.

Successful implementation of TTIP is estimated to increase Maryland's 8th District's exports to the EU by 16.5 percent and could boost net employment by up to 2,220 jobs.

2012 District Exports to European Union (\$ million)



Estimated Impacts of Full TTIP Implementation on Key District Sectors

Top Sectors by Export Increase

Chemicals	+\$52 million
Electrical Machinery	+\$18 million
Motor Vehicles	+\$16 million

Estimated Job Growth in Key Sectors

Business services	+465 jobs
Personal services	+235 jobs
Construction	+150 jobs

BOTTOM LINE: Since 2006, the 8th District's pharmaceutical and medicine exports to the EU have increased by 128 percent. By reducing barriers to trade and investment, TTIP would facilitate future growth, increasing anticipated chemical product exports by a further 34 percent.



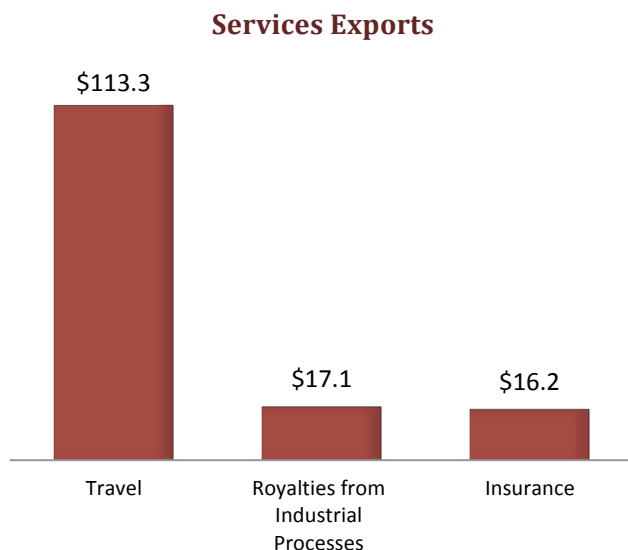
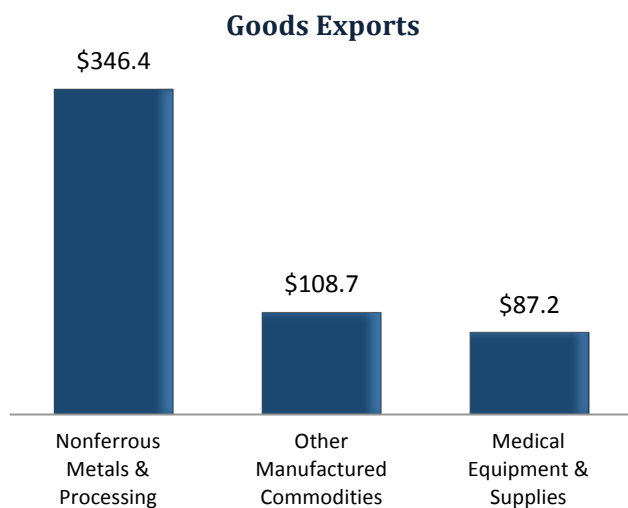
Massachusetts' 1st District and TTIP

Massachusetts' 1st District already has a strong trade relationship with the European Union, and a successful conclusion of the **Transatlantic Trade and Investment Partnership (TTIP)** would contribute significantly to the District's future economic growth.

The EU purchased an estimated \$989 million worth of goods (37 percent of goods exports) and \$245 million worth of services (26 percent of services exports) from Massachusetts' 1st District in 2012.

Successful implementation of TTIP is estimated to increase Massachusetts' 1st District's exports to the EU by 44.7 percent and could boost net employment by up to 1,580 jobs.

2012 District Exports to European Union (\$ million)



Estimated Impacts of Full TTIP Implementation on Key District Sectors

Top Sectors by Export Increase

Metals and Metal Products	+\$538 million
Chemicals	+\$156 million
Other Machinery	+\$40 million

Estimated Job Growth in Key Sectors

Personal services	+195 jobs
Business services	+185 jobs
Construction	+90 jobs

BOTTOM LINE: Since 2006, the 1st District's nonferrous metals exports to the EU have increased by 523 percent. By reducing barriers to trade and investment, TTIP would facilitate future growth, increasing anticipated metal and metal product exports by a further 88 percent.



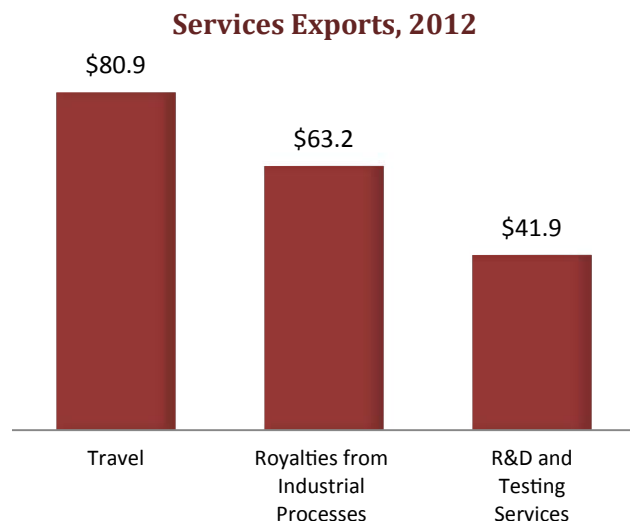
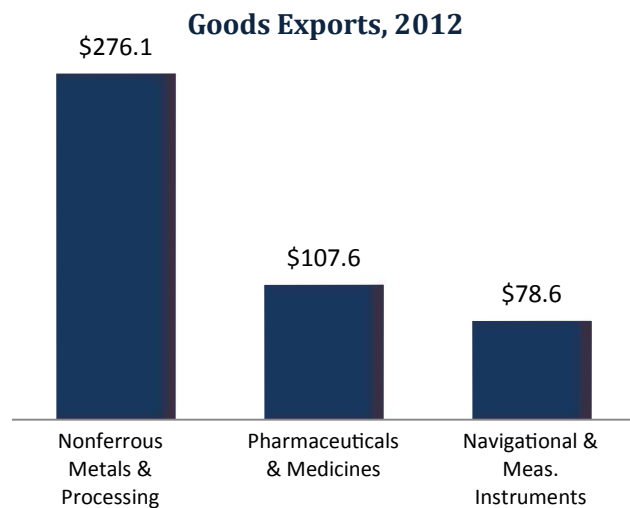
Massachusetts' 2nd District and TTIP

Massachusetts' 2nd District already has a strong trade relationship with the European Union, and a successful conclusion of the **Transatlantic Trade and Investment Partnership (TTIP)** would contribute significantly to the district's future economic growth.

The EU purchased an estimated \$981 million worth of goods (35 percent of goods exports) and \$322 million worth of services (28 percent of services exports) from Massachusetts' 2nd District in 2012.

Successful implementation of TTIP is estimated to increase Massachusetts' 2nd District's exports to the EU by 40.3 percent and could boost net employment by up to 1,525 jobs.

Current District Exports to European Union (\$ million)



Estimated Impacts of Full TTIP Implementation on Key Sectors

Top Sectors by Export Increase

Metals and Metal Products	+\$390 million
Chemicals	+\$181 million
Electrical Machinery	+\$52 million

Estimated Job Growth in Key Sectors

Business services	+205 jobs
Personal services	+180 jobs
Construction	+85 jobs

BOTTOM LINE: Since 2006, Massachusetts' 2nd District's nonferrous metal products exports to the EU have increased by 270 percent. By reducing barriers to trade and investment, TTIP would facilitate future growth, increasing anticipated U.S. metals and metal products exports by a further 88.1 percent.



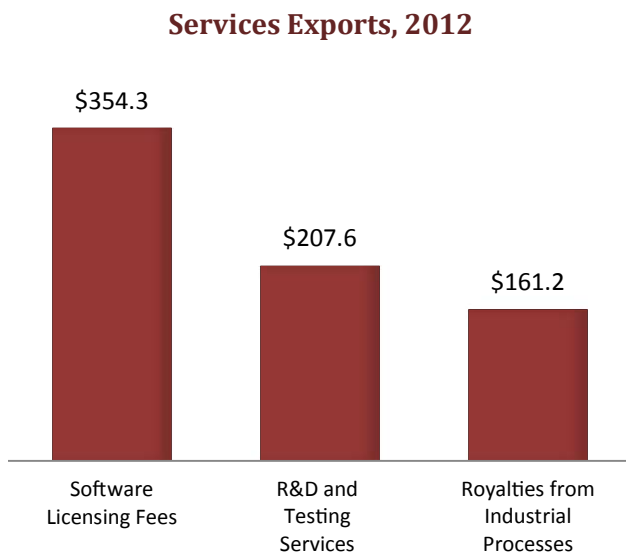
Massachusetts' 3rd District and TTIP

Massachusetts' 3rd District already has a strong trade relationship with the European Union, and a successful conclusion of the **Transatlantic Trade and Investment Partnership (TTIP)** would contribute significantly to the district's future economic growth.

The EU purchased an estimated \$1.1 billion worth of goods (27 percent of goods exports) and \$1.0 billion worth of services (36 percent of services exports) from Massachusetts' 3rd District in 2012.

Successful implementation of TTIP is estimated to increase Massachusetts' 3rd District's exports to the EU by 27.8 percent and could boost net employment by up to 1,815 jobs.

Current District Exports to European Union (\$ million)



Estimated Impacts of Full TTIP Implementation on Key Sectors

Top Sectors by Export Increase

Chemicals	+\$163 million
Electrical Machinery	+\$149 million
Metals and Metal Products	+\$98 million

Estimated Job Growth in Key Sectors

Business services	+385 jobs
Personal services	+185 jobs
Construction	+90 jobs

BOTTOM LINE: Since 2006, Massachusetts' 3rd District's nonferrous metals exports to the EU have increased by 148 percent. By reducing barriers to trade and investment, TTIP would facilitate future growth, increasing anticipated U.S. metals and metal products exports by a further 88.1 percent.



Massachusetts' 4th District and TTIP

Massachusetts' 4th District already has a strong trade relationship with the European Union, and a successful conclusion of the **Transatlantic Trade and Investment Partnership (TTIP)** would contribute significantly to the district's future economic growth.

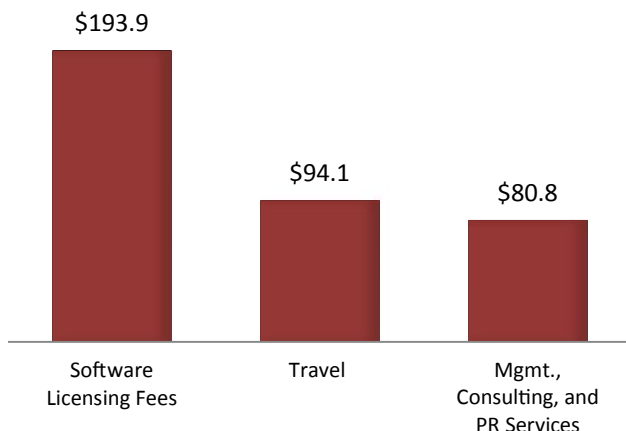
The EU purchased an estimated \$1.3 billion worth of goods (41 percent of goods exports) and \$685 million worth of services (32 percent of services exports) from Massachusetts' 4th District in 2012.

Successful implementation of TTIP is estimated to increase Massachusetts' 4th District's exports to the EU by 37.2 percent and could boost net employment by up to 1,855 jobs.

Current District Exports to European Union (\$ million)



Services Exports, 2012



Estimated Impacts of Full TTIP Implementation on Key Sectors

Top Sectors by Export Increase

Metals and Metal Products	+\$473 million
Chemicals	+\$87 million
Other Manufactures	+\$69 million

Estimated Job Growth in Key Sectors

Business services	+320 jobs
Personal services	+190 jobs
Construction	+135 jobs

BOTTOM LINE: Since 2006, Massachusetts' 4rd District's nonferrous metals exports to the EU have increased by 255 percent. By reducing barriers to trade and investment, TTIP would facilitate future growth, increasing anticipated U.S. metals and metal products exports by a further 88.1 percent.



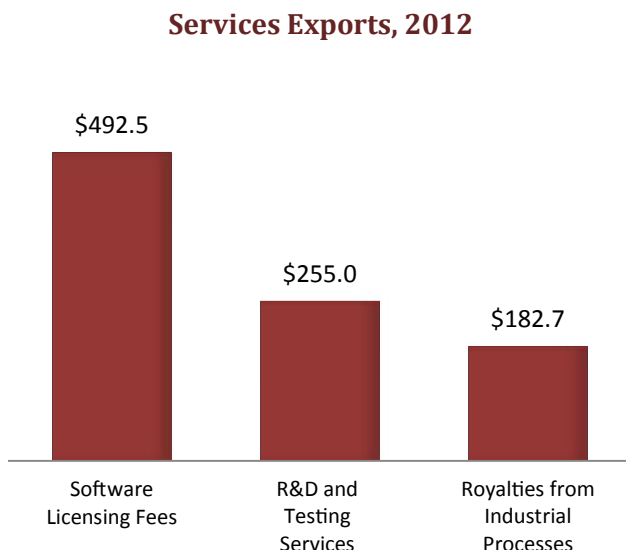
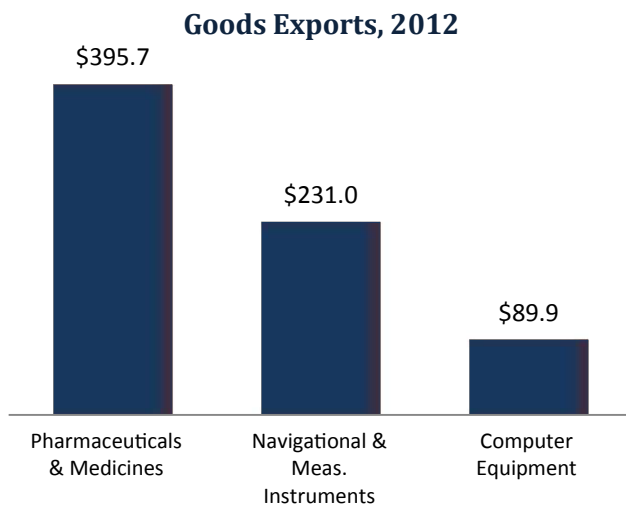
Massachusetts' 5th District and TTIP

Massachusetts' 5th District already has a strong trade relationship with the European Union, and a successful conclusion of the **Transatlantic Trade and Investment Partnership (TTIP)** would contribute significantly to the district's future economic growth.

The EU purchased an estimated \$1.1 billion worth of goods (35 percent of goods exports) and \$1.4 billion worth of services (34 percent of services exports) from Massachusetts' 5th District in 2012.

Successful implementation of TTIP is estimated to increase Massachusetts' 5th District's exports to the EU by 22.4 percent and could boost net employment by up to 2,285 jobs.

Current District Exports to European Union (\$ million)



Estimated Impacts of Full TTIP Implementation on Key Sectors

Top Sectors by Export Increase

Chemicals	+\$233 million
Electrical Machinery	+\$113 million
Metals and Metal Products	+\$40 million

Estimated Job Growth in Key Sectors

Business services	+555 jobs
Personal services	+200 jobs
Construction	+115 jobs

BOTTOM LINE: Since 2006, Massachusetts' 5th District's nonferrous metals exports to the EU have increased by 204 percent. By reducing barriers to trade and investment, TTIP would facilitate future growth, increasing anticipated U.S. metals and metal products exports by a further 88.1 percent.



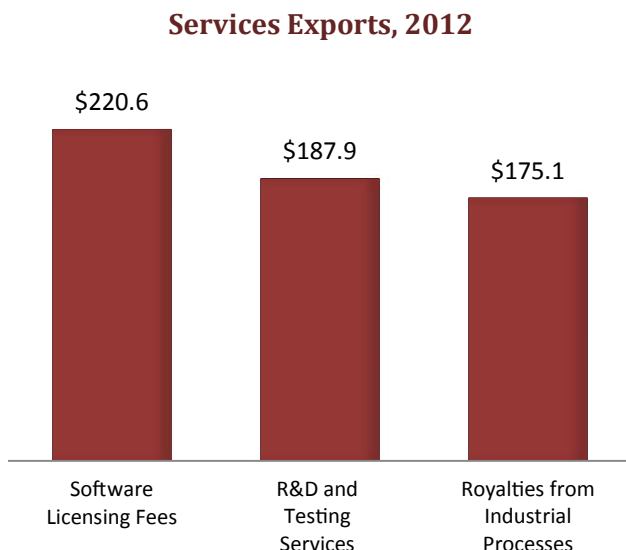
Massachusetts' 6th District and TTIP

Massachusetts' 6th District already has a strong trade relationship with the European Union, and a successful conclusion of the **Transatlantic Trade and Investment Partnership (TTIP)** would contribute significantly to the district's future economic growth.

The EU purchased an estimated \$1.6 billion worth of goods (29 percent of goods exports) and \$883 million worth of services (36 percent of services exports) from Massachusetts' 6th District in 2012.

Successful implementation of TTIP is estimated to increase Massachusetts' 6th District's exports to the EU by 26.4 percent and could boost net employment by up to 2,015 jobs.

Current District Exports to European Union (\$ million)



Estimated Impacts of Full TTIP Implementation on Key Sectors

Top Sectors by Export Increase

Chemicals	+\$186 million
Electrical Machinery	+\$173 million
Other Machinery	+\$94 million

Estimated Job Growth in Key Sectors

Business services	+395 jobs
Personal services	+210 jobs
Construction	+105 jobs

BOTTOM LINE: Since 2006, Massachusetts' 6th District's aerospace product exports to the EU have increased by 35 percent. By reducing barriers to trade and investment, TTIP would facilitate future growth, increasing anticipated U.S. transportation equipment exports by a further 27.8 percent.



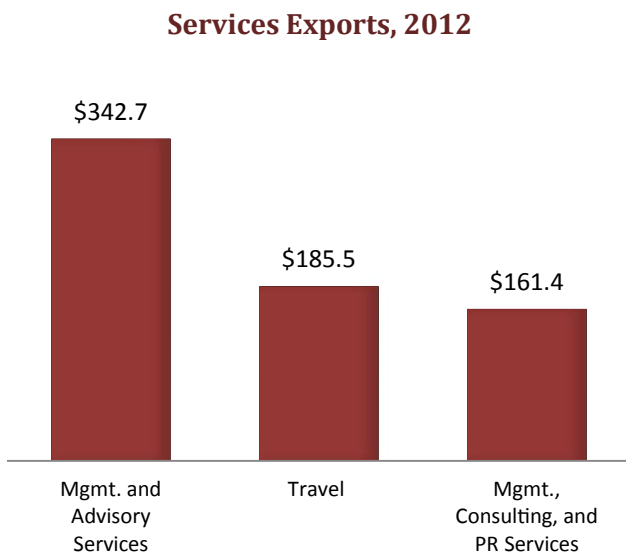
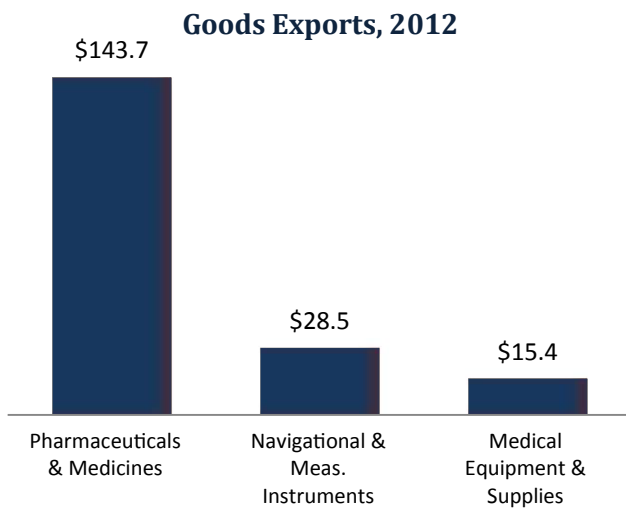
Massachusetts' 7th District and TTIP

Massachusetts' 7th District already has a strong trade relationship with the European Union, and a successful conclusion of the **Transatlantic Trade and Investment Partnership (TTIP)** would contribute significantly to the district's future economic growth.

The EU purchased an estimated \$298 million worth of goods (35 percent of goods exports) and \$1.3 billion worth of services (29 percent of services exports) from Massachusetts' 7th District in 2012.

Successful implementation of TTIP is estimated to increase Massachusetts' 7th District's exports to the EU by 13.5 percent and could boost net employment by up to 2,430 jobs.

Current District Exports to European Union (\$ million)



Estimated Impacts of Full TTIP Implementation on Key Sectors

Top Sectors by Export Increase

Chemicals	+\$88 million
Metals and Metal Products	+\$47 million
Finance	+\$29 million

Estimated Job Growth in Key Sectors

Business services	+465 jobs
Personal services	+315 jobs
Finance	+95 jobs

BOTTOM LINE: Since 2006, Massachusetts' 7th District's nonferrous metals exports to the EU have increased by 514 percent. By reducing barriers to trade and investment, TTIP would facilitate future growth, increasing anticipated U.S. metals and metal products exports by a further 88.1 percent.



Massachusetts' 8th District and TTIP

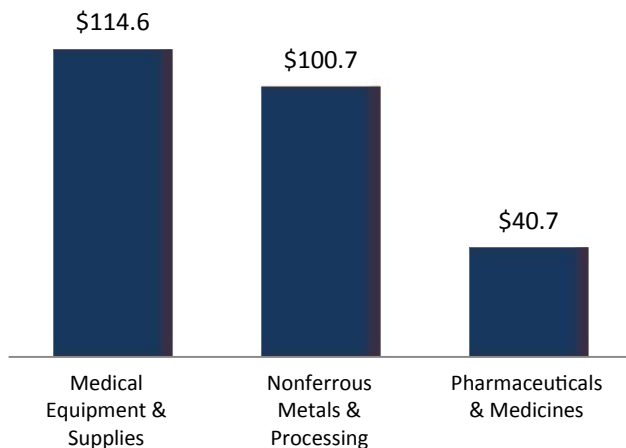
Massachusetts' 8th District already has a strong trade relationship with the European Union, and a successful conclusion of the **Transatlantic Trade and Investment Partnership (TTIP)** would contribute significantly to the district's future economic growth.

The EU purchased an estimated \$532 million worth of goods (35 percent of goods exports) and \$1.7 billion worth of services (34 percent of services exports) from Massachusetts' 8th District in 2012.

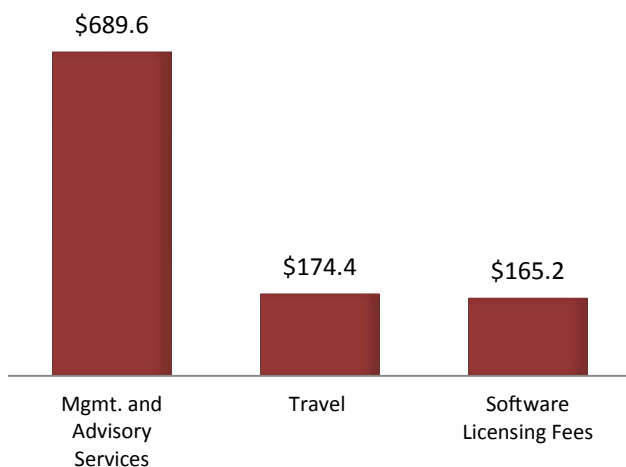
Successful implementation of TTIP is estimated to increase Massachusetts' 8th District's exports to the EU by 15.6 percent and could boost net employment by up to 2,735 jobs.

Current District Exports to European Union (\$ million)

Goods Exports, 2012



Services Exports, 2012



Estimated Impacts of Full TTIP Implementation on Key Sectors

Top Sectors by Export Increase

Metals and Metal Products	+\$191 million
Finance	+\$54 million
Chemicals	+\$49 million

Estimated Job Growth in Key Sectors

Business services	+475 jobs
Personal services	+300 jobs
Finance	+140 jobs

BOTTOM LINE: Since 2006, Massachusetts' 8th District's nonferrous metals exports to the EU have increased by 319 percent. By reducing barriers to trade and investment, TTIP would facilitate future growth, increasing anticipated U.S. metals and metal products exports by a further 88.1 percent.



Massachusetts' 9th District and TTIP

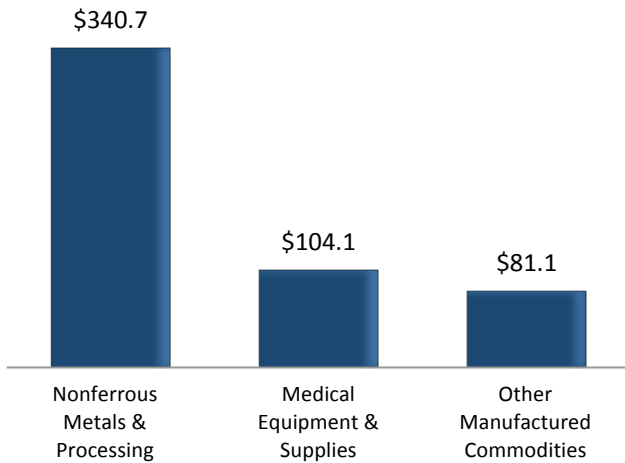
Massachusetts' 9th District already has a strong trade relationship with the European Union, and a successful conclusion of the **Transatlantic Trade and Investment Partnership (TTIP)** would contribute significantly to the District's future economic growth.

The EU purchased an estimated \$769 million worth of goods (45 percent of goods exports) and \$280 million worth of services (28 percent of services exports) from Massachusetts' 9th District in 2012.

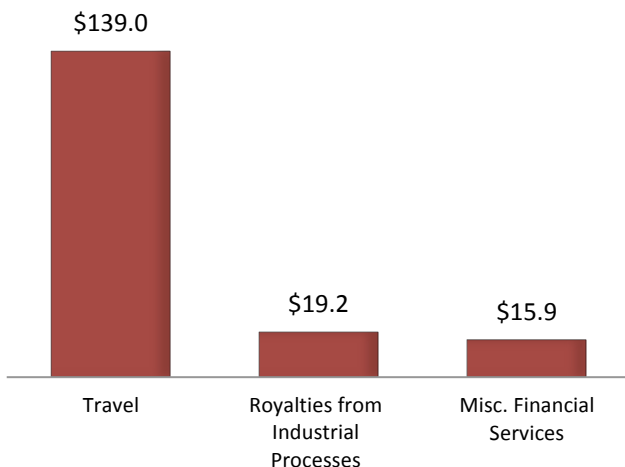
Successful implementation of TTIP is estimated to increase Massachusetts' 9th District's exports to the EU by 43.8 percent and could boost net employment by up to 1,485 jobs.

2012 District Exports to European Union (\$ million)

Goods Exports



Services Exports



Estimated Impacts of Full TTIP Implementation on Key District Sectors

Top Sectors by Export Increase

Metals and Metal Products	+\$367 million
Other Manufactures	+\$37 million
Chemicals	+\$35 million

Estimated Job Growth in Key Sectors

Personal services	+255 jobs
Business services	+170 jobs
Construction	+110 jobs

BOTTOM LINE: Since 2006, the 9th District's navigation and control instruments exports to the EU have increased by 49 percent. By reducing barriers to trade and investment, TTIP would facilitate future growth, increasing anticipated electrical equipment exports by a further 44 percent.



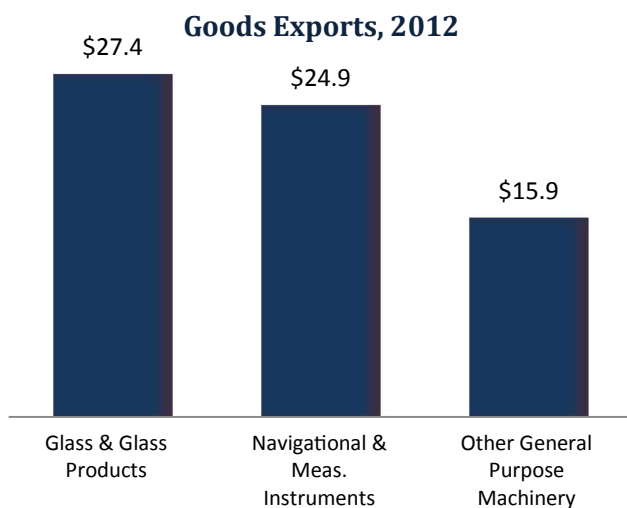
Michigan's 1st District and TTIP

Michigan's 1st District already has a strong trade relationship with the European Union, and a successful conclusion of the **Transatlantic Trade and Investment Partnership (TTIP)** would contribute significantly to the district's future economic growth.

The EU purchased an estimated \$181 million worth of goods (12 percent of goods exports) and \$171 million worth of services (26 percent of services exports) from Michigan's 1st District in 2012.

Successful implementation of TTIP is estimated to increase Michigan's 1st District's exports to the EU by 33 percent and could boost net employment by up to 1,225 jobs.

Current District Exports to European Union (\$ million)



Estimated Impacts of Full TTIP Implementation on Key Sectors

Top Sectors by Export Increase

Motor Vehicles	+\$57 million
Metals and Metal Products	+\$21 million
Chemicals	+\$21 million

Estimated Job Growth in Key Sectors

Personal services	+220 jobs
Construction	+130 jobs
Business services	+105 jobs

BOTTOM LINE: Since 2006, Michigan's 1st District's navigational and measuring instruments exports to the EU have increased by 34 percent. By reducing barriers to trade and investment, TTIP would facilitate future growth, increasing anticipated U.S. electrical equipment exports by a further 44.1 percent.



Michigan's 2nd District and TTIP

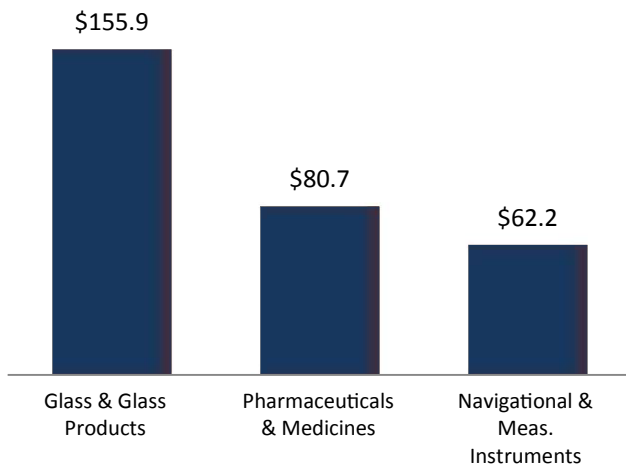
Michigan's 2nd District already has a strong trade relationship with the European Union, and a successful conclusion of the **Transatlantic Trade and Investment Partnership (TTIP)** would contribute significantly to the district's future economic growth.

The EU purchased an estimated \$685 million worth of goods (13 percent of goods exports) and \$157 million worth of services (30 percent of services exports) from Michigan's 2nd District in 2012.

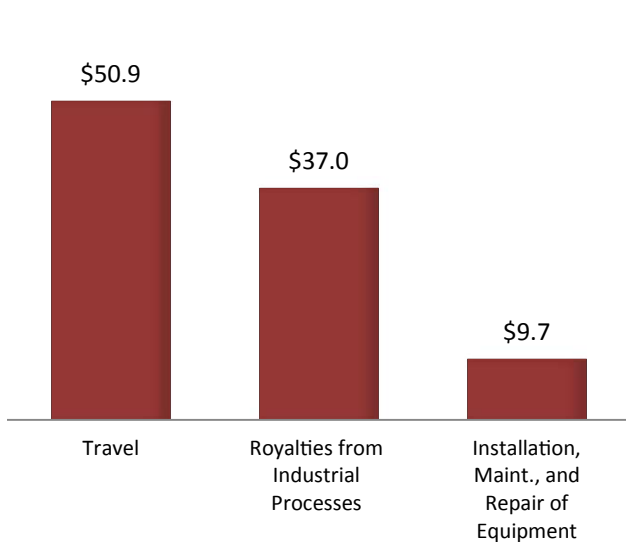
Successful implementation of TTIP is estimated to increase Michigan's 2nd District's exports to the EU by 59.8 percent and could boost net employment by up to 1,415 jobs.

Current District Exports to European Union (\$ million)

Goods Exports, 2012



Services Exports, 2012



Estimated Impacts of Full TTIP Implementation on Key Sectors

Top Sectors by Export Increase

Motor Vehicles	+\$415 million
Chemicals	+\$107 million
Metals and Metal Products	+\$50 million

Estimated Job Growth in Key Sectors

Business services	+215 jobs
Personal services	+180 jobs
Other machinery	+125 jobs

BOTTOM LINE: Since 2006, Michigan's 2nd District's pharmaceuticals exports to the EU have increased by 102 percent. By reducing barriers to trade and investment, TTIP would facilitate future growth, increasing anticipated U.S. chemicals exports by a further 34.2 percent.



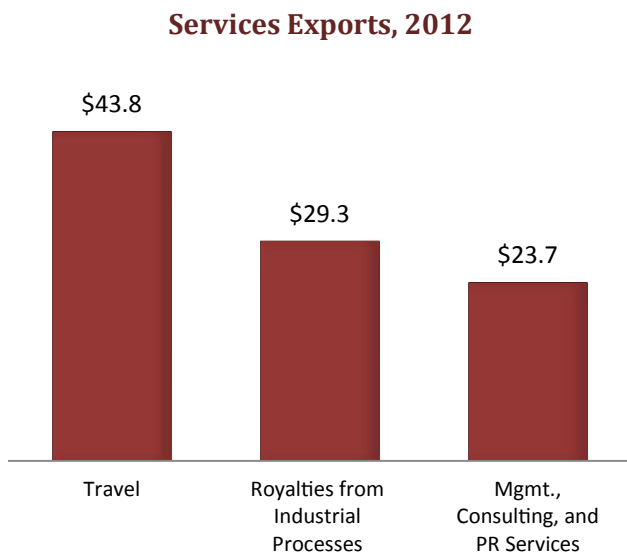
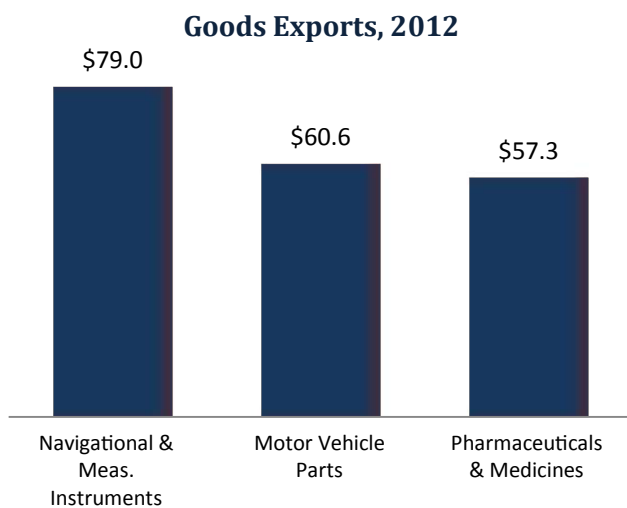
Michigan's 3rd District and TTIP

Michigan's 3rd District already has a strong trade relationship with the European Union, and a successful conclusion of the **Transatlantic Trade and Investment Partnership (TTIP)** would contribute significantly to the district's future economic growth.

The EU purchased an estimated \$569 million worth of goods (10 percent of goods exports) and \$199 million worth of services (30 percent of services exports) from Michigan's 3rd District in 2012.

Successful implementation of TTIP is estimated to increase Michigan's 3rd District's exports to the EU by 80 percent and could boost net employment by up to 1,625 jobs.

Current District Exports to European Union (\$ million)



Estimated Impacts of Full TTIP Implementation on Key Sectors

Top Sectors by Export Increase

Motor Vehicles	+\$713 million
Chemicals	+\$140 million
Metals and Metal Products	+\$41 million

Estimated Job Growth in Key Sectors

Business services	+375 jobs
Personal services	+180 jobs
Other machinery	+105 jobs

BOTTOM LINE: Since 2006, Michigan's 3rd District's pharmaceuticals exports to the EU have increased by 131 percent. By reducing barriers to trade and investment, TTIP would facilitate future growth, increasing anticipated U.S. chemicals exports by a further 34.2 percent.



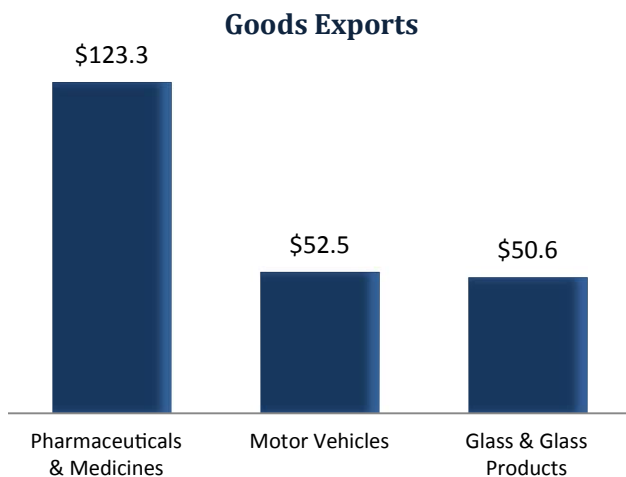
Michigan's 4th District and TTIP

Michigan's 4th District already has a strong trade relationship with the European Union, and a successful conclusion of the **Transatlantic Trade and Investment Partnership (TTIP)** would contribute significantly to the District's future economic growth.

The EU purchased an estimated \$569 million worth of goods (13 percent of goods exports) and \$117 million worth of services (28 percent of services exports) from Michigan's 4th District in 2012.

Successful implementation of TTIP is estimated to increase Michigan's 4th District's exports to the EU by 66.8 percent and could boost net employment by up to 995 jobs.

2012 District Exports to European Union (\$ million)



Estimated Impacts of Full TTIP Implementation on Key District Sectors

Top Sectors by Export Increase

Motor Vehicles	+\$484 million
Chemicals	+\$195 million
Metals and Metal Products	+\$23 million

Estimated Job Growth in Key Sectors

Personal services	+140 jobs
Business services	+125 jobs
Construction	+100 jobs

BOTTOM LINE: Since 2006, the 4th District's pharmaceutical and medicine exports to the EU have increased by 79 percent. By reducing barriers to trade and investment, TTIP would facilitate future growth, increasing anticipated chemical product exports by a further 34 percent.



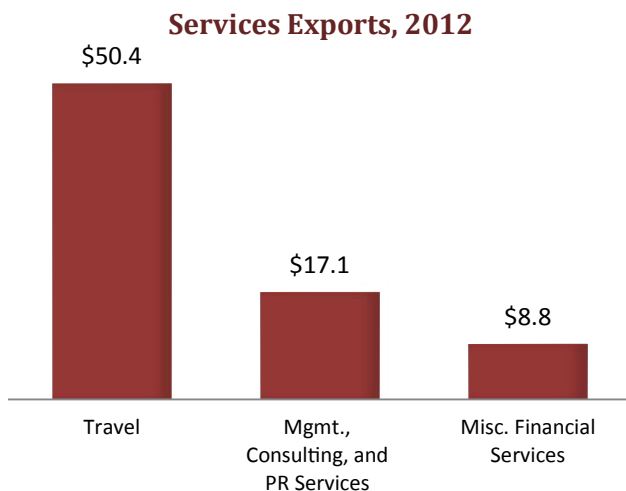
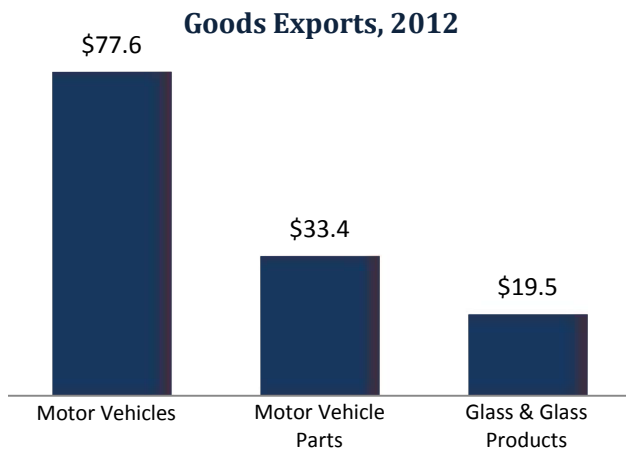
Michigan's 5th District and TTIP

Michigan's 5th District already has a strong trade relationship with the European Union, and a successful conclusion of the **Transatlantic Trade and Investment Partnership (TTIP)** would contribute significantly to the district's future economic growth.

The EU purchased an estimated \$224 million worth of goods (8 percent of goods exports) and \$134 million worth of services (27 percent of services exports) from Michigan's 5th District in 2012.

Successful implementation of TTIP is estimated to increase Michigan's 5th District's exports to the EU by 146.1 percent and could boost net employment by up to 1,005 jobs.

Current District Exports to European Union (\$ million)



Estimated Impacts of Full TTIP Implementation on Key Sectors

Top Sectors by Export Increase

Motor Vehicles	+\$699 million
Chemicals	+\$19 million
Metals and Metal Products	+\$10 million

Estimated Job Growth in Key Sectors

Personal services	+180 jobs
Business services	+175 jobs
Construction	+50 jobs

BOTTOM LINE: Since 2006, Michigan's 5th District's motor vehicle exports to the EU have increased by 347 percent. By reducing barriers to trade and investment, TTIP would facilitate future growth, increasing anticipated U.S. motor vehicle exports by a further 346.8 percent.



Michigan's 6th District and TTIP

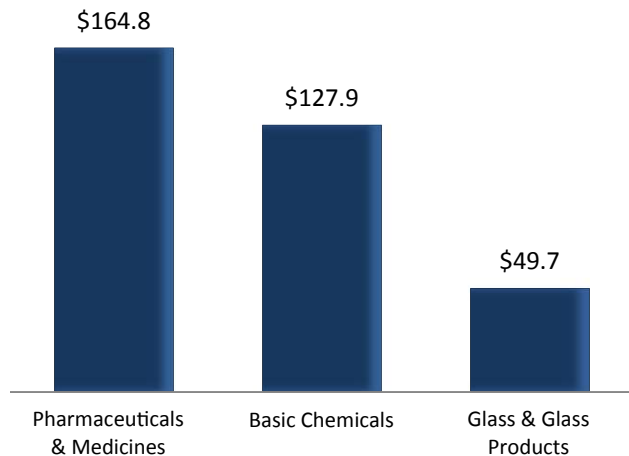
Michigan's 6th District already has a strong trade relationship with the European Union, and a successful conclusion of the **Transatlantic Trade and Investment Partnership (TTIP)** would contribute significantly to the District's future economic growth.

The EU purchased an estimated \$750 million worth of goods (15 percent of goods exports) and \$160 million worth of services (28 percent of services exports) from Michigan's 6th District in 2012.

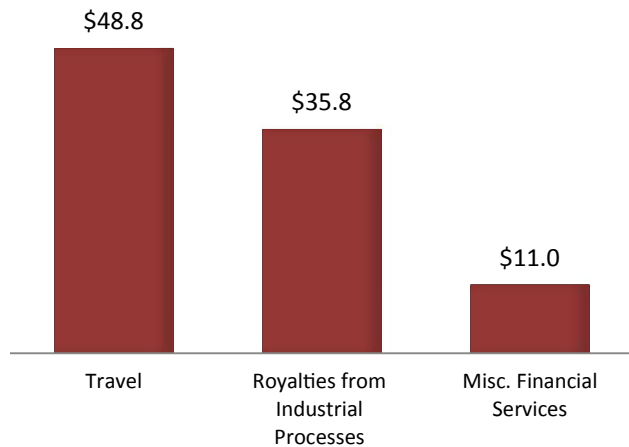
Successful implementation of TTIP is estimated to increase Michigan's 6th District's exports to the EU by 45.5 percent and could boost net employment by up to 1,240 jobs.

2012 District Exports to European Union (\$ million)

Goods Exports



Services Exports



Estimated Impacts of Full TTIP Implementation on Key District Sectors

Top Sectors by Export Increase

Motor Vehicles	+\$224 million
Chemicals	+\$195 million
Metals and Metal Products	+\$52 million

Estimated Job Growth in Key Sectors

Business services	+175 jobs
Personal services	+170 jobs
Other machinery	+115 jobs

BOTTOM LINE: Since 2006, the 6th District's pharmaceutical and medicine exports to the EU have increased by 59 percent. By reducing barriers to trade and investment, TTIP would facilitate future growth, increasing anticipated chemical product exports by a further 34 percent.



Michigan's 7th District and TTIP

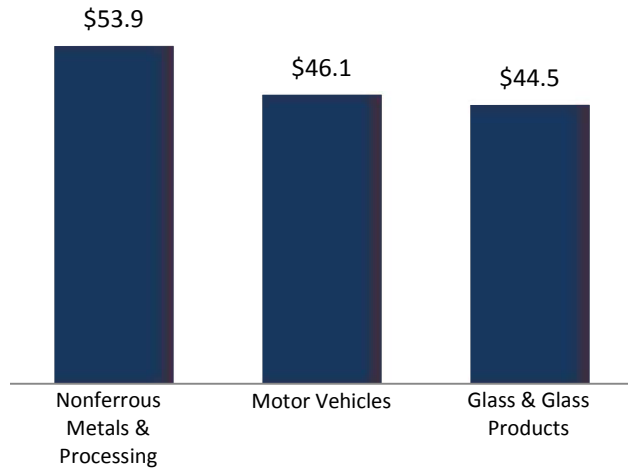
Michigan's 7th District already has a strong trade relationship with the European Union, and a successful conclusion of the **Transatlantic Trade and Investment Partnership (TTIP)** would contribute significantly to the district's future economic growth.

The EU purchased an estimated \$401 million worth of goods (10 percent of goods exports) and \$126 million worth of services (28 percent of services exports) from Michigan's 7th District in 2012.

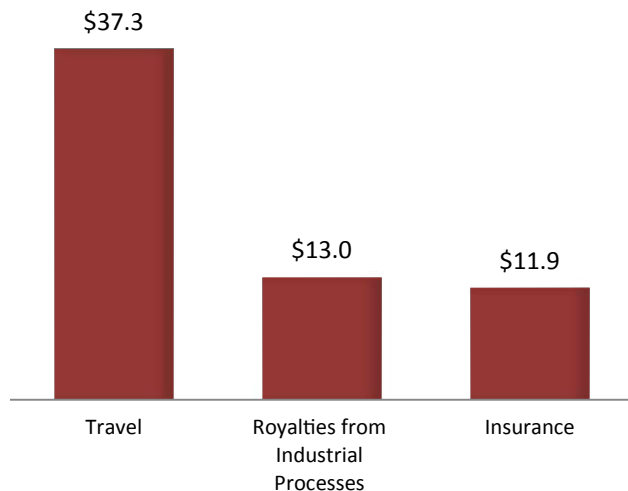
Successful implementation of TTIP is estimated to increase Michigan's 7th District's exports to the EU by 94.9 percent and could boost net employment by up to 925 jobs.

Current District Exports to European Union (\$ million)

Goods Exports, 2012



Services Exports, 2012



Estimated Impacts of Full TTIP Implementation on Key Sectors

Top Sectors by Export Increase

Motor Vehicles	+\$595 million
Metals and Metal Products	+\$99 million
Chemicals	+\$68 million

Estimated Job Growth in Key Sectors

Business services	+145 jobs
Personal services	+145 jobs
Other machinery	+80 jobs

BOTTOM LINE: Since 2006, Michigan's 7th District's motor vehicle exports to the EU have increased by 510 percent. By reducing barriers to trade and investment, TTIP would facilitate future growth, increasing anticipated U.S. motor vehicle exports by a further 346.8 percent.



Michigan's 8th District and TTIP

Michigan's 8th District already has a strong trade relationship with the European Union, and a successful conclusion of the **Transatlantic Trade and Investment Partnership (TTIP)** would contribute significantly to the district's future economic growth.

The EU purchased an estimated \$335 million worth of goods (9 percent of goods exports) and \$243 million worth of services (24 percent of services exports) from Michigan's 8th District in 2012.

Successful implementation of TTIP is estimated to increase Michigan's 8th District's exports to the EU by 111.4 percent and could boost net employment by up to 1,415 jobs.

Current District Exports to European Union (\$ million)



Estimated Impacts of Full TTIP Implementation on Key Sectors

Top Sectors by Export Increase

Motor Vehicles	+\$837 million
Chemicals	+\$47 million
Metals and Metal Products	+\$19 million

Estimated Job Growth in Key Sectors

Business services	+340 jobs
Personal services	+175 jobs
Construction	+75 jobs

BOTTOM LINE: Since 2006, Michigan's 8th District's motor vehicle exports to the EU have increased by 547 percent. By reducing barriers to trade and investment, TTIP would facilitate future growth, increasing anticipated U.S. motor vehicle exports by a further 346.8 percent.



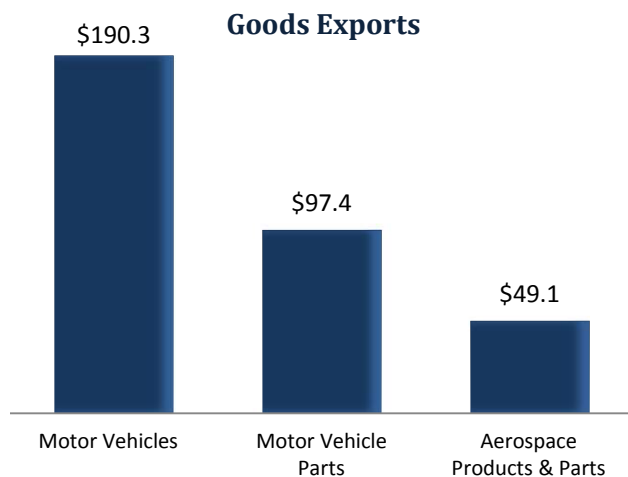
Michigan's 9th District and TTIP

Michigan's 9th District already has a strong trade relationship with the European Union, and a successful conclusion of the **Transatlantic Trade and Investment Partnership (TTIP)** would contribute significantly to the District's future economic growth.

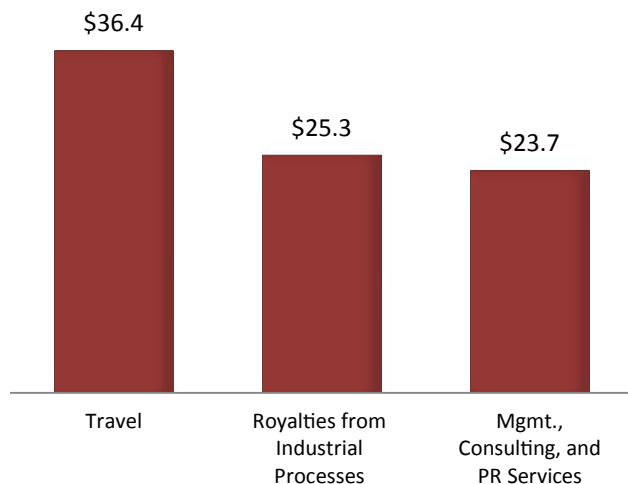
The EU purchased an estimated \$483 million worth of goods (7 percent of goods exports) and \$208 million worth of services (30 percent of services exports) from Michigan's 9th District in 2012.

Successful implementation of TTIP is estimated to increase Michigan's 9th District's exports to the EU by 163.6 percent and could boost net employment by up to 1,405 jobs.

2012 District Exports to European Union (\$ million)



Services Exports



Estimated Impacts of Full TTIP Implementation on Key District Sectors

Top Sectors by Export Increase

Motor Vehicles	+\$1.8 billion
Other Machinery	+\$28 million
Metals and Metal Products	+\$27 million

Estimated Job Growth in Key Sectors

Business services	+345 jobs
Personal services	+195 jobs
Other machinery	+160 jobs

BOTTOM LINE: Since 2006, the 9th District's motor vehicle exports to the EU have increased by 433 percent. By reducing barriers to trade and investment, TTIP would facilitate future growth, increasing anticipated motor vehicle exports by a further 347 percent.



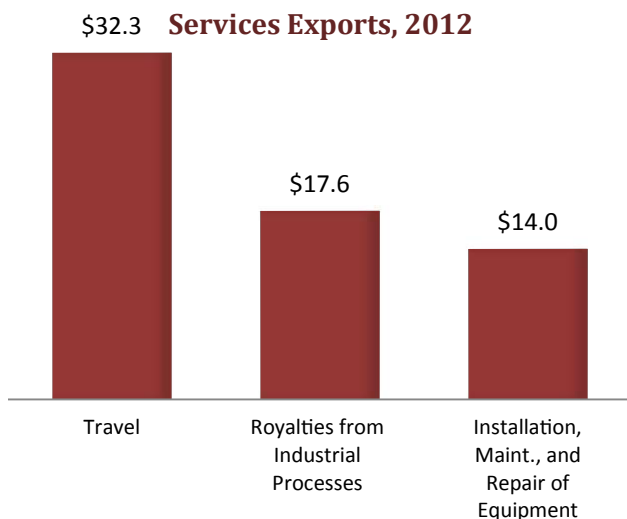
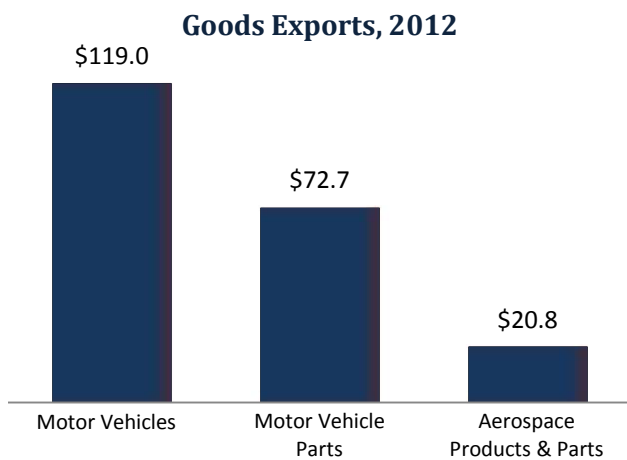
Michigan's 10th District and TTIP

Michigan's 10th District already has a strong trade relationship with the European Union, and a successful conclusion of the **Transatlantic Trade and Investment Partnership (TTIP)** would contribute significantly to the district's future economic growth.

The EU purchased an estimated \$374 million worth of goods (7 percent of goods exports) and \$108 million worth of services (30 percent of services exports) from Michigan's 10th District in 2012.

Successful implementation of TTIP is estimated to increase Michigan's 10th District's exports to the EU by 155.9 percent and could boost net employment by up to 865 jobs.

Current District Exports to European Union (\$ million)



Estimated Impacts of Full TTIP Implementation on Key Sectors

Top Sectors by Export Increase

Motor Vehicles	+\$1.3 billion
Chemicals	+\$39 million
Metals and Metal Products	+\$39 million

Estimated Job Growth in Key Sectors

Business services	+150 jobs
Personal services	+135 jobs
Other machinery	+105 jobs

BOTTOM LINE: Since 2006, Michigan's 10th District's motor vehicle exports to the EU have increased by 446 percent. By reducing barriers to trade and investment, TTIP would facilitate future growth, increasing anticipated U.S. motor vehicle exports by a further 346.8 percent.



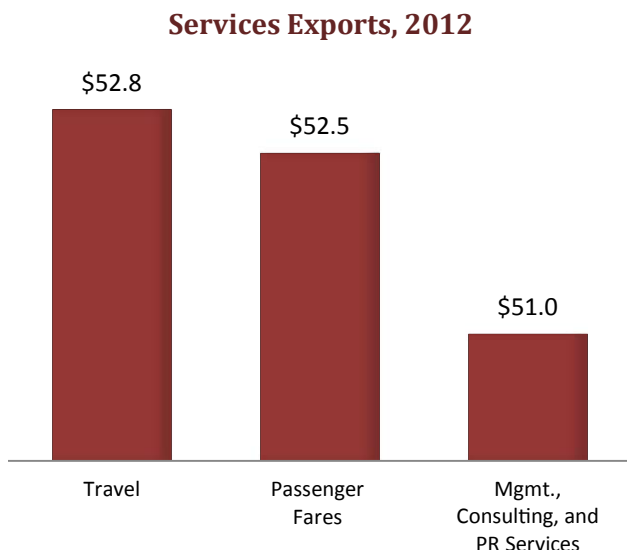
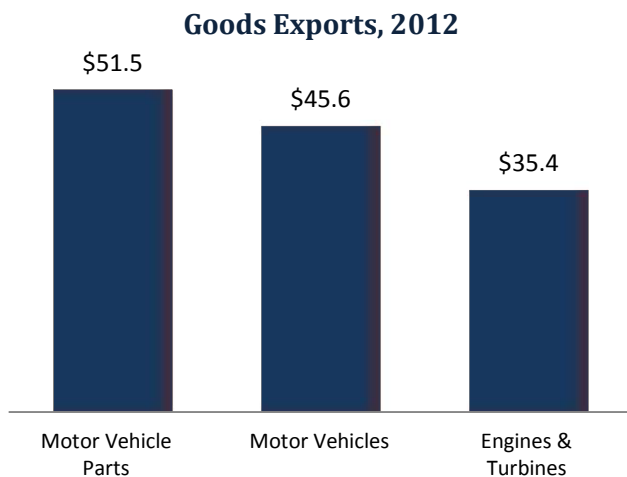
Michigan's 11th District and TTIP

Michigan's 11th District already has a strong trade relationship with the European Union, and a successful conclusion of the **Transatlantic Trade and Investment Partnership (TTIP)** would contribute significantly to the district's future economic growth.

The EU purchased an estimated \$331 million worth of goods (9 percent of goods exports) and \$466 million worth of services (29 percent of services exports) from Michigan's 11th District in 2012.

Successful implementation of TTIP is estimated to increase Michigan's 11th District's exports to the EU by 72.2 percent and could boost net employment by up to 2,145 jobs.

Current District Exports to European Union (\$ million)



Estimated Impacts of Full TTIP Implementation on Key Sectors

Top Sectors by Export Increase

Motor Vehicles	+\$684 million
Chemicals	+\$42 million
Metals and Metal Products	+\$42 million

Estimated Job Growth in Key Sectors

Business services	+585 jobs
Personal services	+245 jobs
Other machinery	+125 jobs

BOTTOM LINE: Since 2006, Michigan's 11th District's motor vehicle exports to the EU have increased by 202 percent. By reducing barriers to trade and investment, TTIP would facilitate future growth, increasing anticipated U.S. motor vehicle exports by a further 346.8 percent.



Michigan's 12th District and TTIP

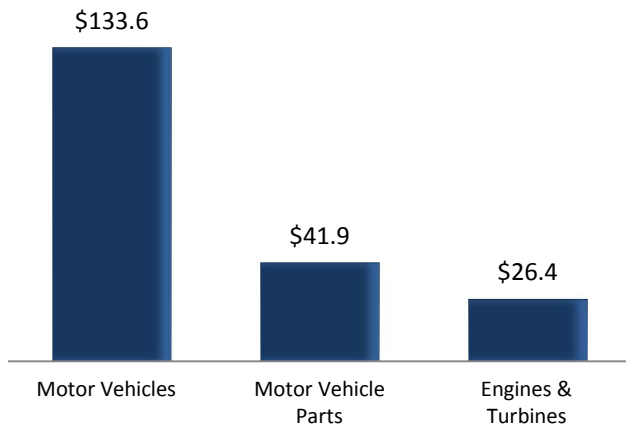
Michigan's 12th District already has a strong trade relationship with the European Union, and a successful conclusion of the **Transatlantic Trade and Investment Partnership (TTIP)** would contribute significantly to the District's future economic growth.

The EU purchased an estimated \$278 million worth of goods (7 percent of goods exports) and \$439 million worth of services (27 percent of services exports) from Michigan's 12th District in 2012.

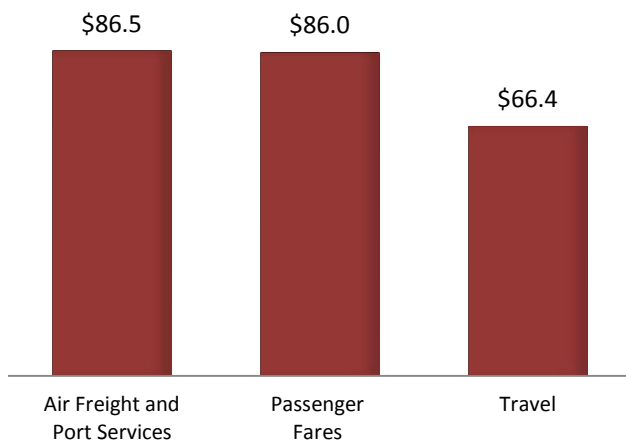
Successful implementation of TTIP is estimated to increase Michigan's 12th District's exports to the EU by 128.5 percent and could boost net employment by up to 1,200 jobs.

2012 District Exports to European Union (\$ million)

Goods Exports



Services Exports



Estimated Impacts of Full TTIP Implementation on Key District Sectors

Top Sectors by Export Increase

Motor Vehicles	+\$1.1 billion
Metals and Metal Products	+\$43 million
Chemicals	+\$22 million

Estimated Job Growth in Key Sectors

Business services	+285 jobs
Personal services	+190 jobs
Construction	+55 jobs

BOTTOM LINE: Since 2006, the 12th District's motor vehicle exports to the EU have increased by 339 percent. By reducing barriers to trade and investment, TTIP would facilitate future growth, increasing anticipated motor vehicle exports by a further 347 percent.



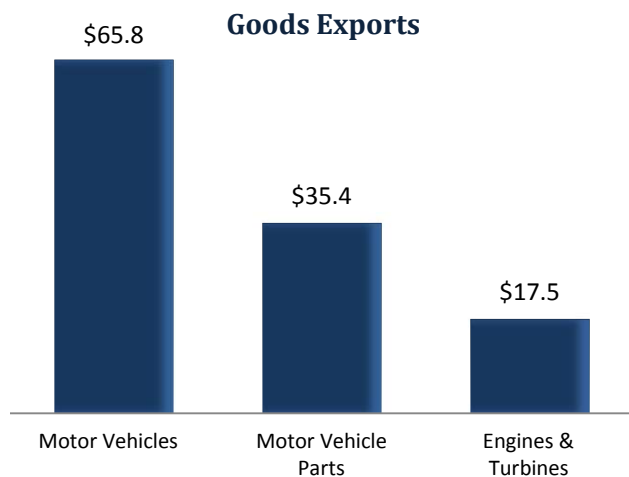
Michigan's 13th District and TTIP

Michigan's 13th District already has a strong trade relationship with the European Union, and a successful conclusion of the **Transatlantic Trade and Investment Partnership (TTIP)** would contribute significantly to the District's future economic growth.

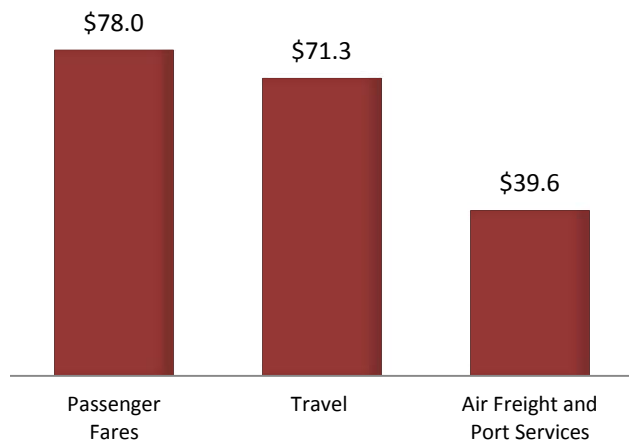
The EU purchased an estimated \$170 million worth of goods (6 percent of goods exports) and \$295 million worth of services (27 percent of services exports) from Michigan's 13th District in 2012.

Successful implementation of TTIP is estimated to increase Michigan's 13th District's exports to the EU by 105.2 percent and could boost net employment by up to 1,035 jobs.

2012 District Exports to European Union (\$ million)



Services Exports



Estimated Impacts of Full TTIP Implementation on Key District Sectors

Top Sectors by Export Increase

Motor Vehicles	+\$651 million
Metals and Metal Products	+\$33 million
Chemicals	+\$26 million

Estimated Job Growth in Key Sectors

Business services	+200 jobs
Personal services	+175 jobs
Construction	+45 jobs

BOTTOM LINE: Since 2006, the 13th District's motor vehicle exports to the EU have increased by 344 percent. By reducing barriers to trade and investment, TTIP would facilitate future growth, increasing anticipated motor vehicle exports by a further 347 percent.



Michigan's 14th District and TTIP

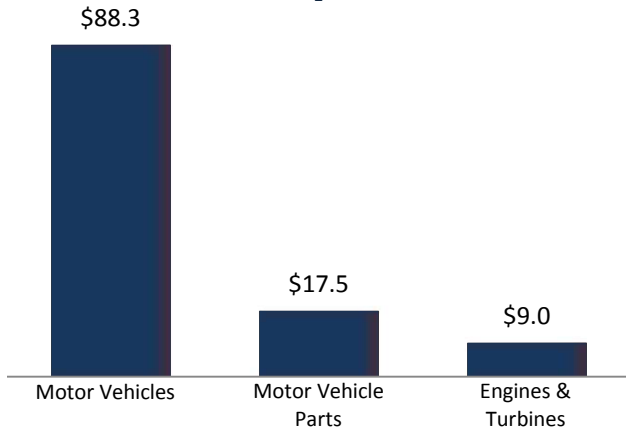
Michigan's 14th District already has a strong trade relationship with the European Union, and a successful conclusion of the **Transatlantic Trade and Investment Partnership (TTIP)** would contribute significantly to the district's future economic growth.

The EU purchased an estimated \$185 million worth of goods (8 percent of goods exports) and \$415 million worth of services (29 percent of services exports) from Michigan's 14th District in 2012.

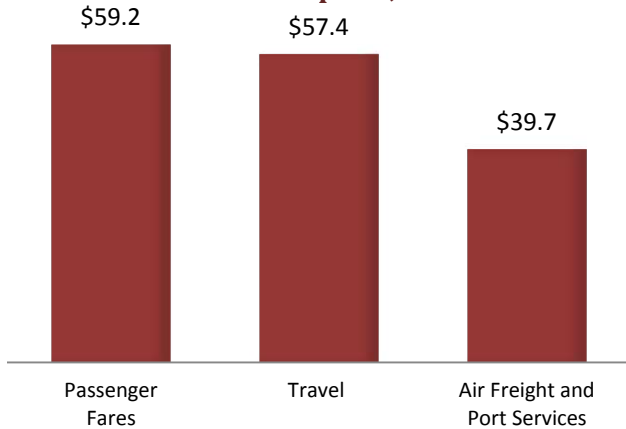
Successful implementation of TTIP is estimated to increase Michigan's 14th District's exports to the EU by 89.6 percent and could boost net employment by up to 1,785 jobs.

Current District Exports to European Union (\$ million)

Goods Exports, 2012



Services Exports, 2012



Estimated Impacts of Full TTIP Implementation on Key Sectors

Top Sectors by Export Increase

Motor Vehicles	+\$617 million
Chemicals	+\$19 million
Metals and Metal Products	+\$18 million

Estimated Job Growth in Key Sectors

Business services	+440 jobs
Personal services	+220 jobs
Construction	+75 jobs

BOTTOM LINE: Since 2006, Michigan's 14th District's motor vehicle exports to the EU have increased by 296 percent. By reducing barriers to trade and investment, TTIP would facilitate future growth, increasing anticipated U.S. motor vehicle exports by a further 346.8 percent.



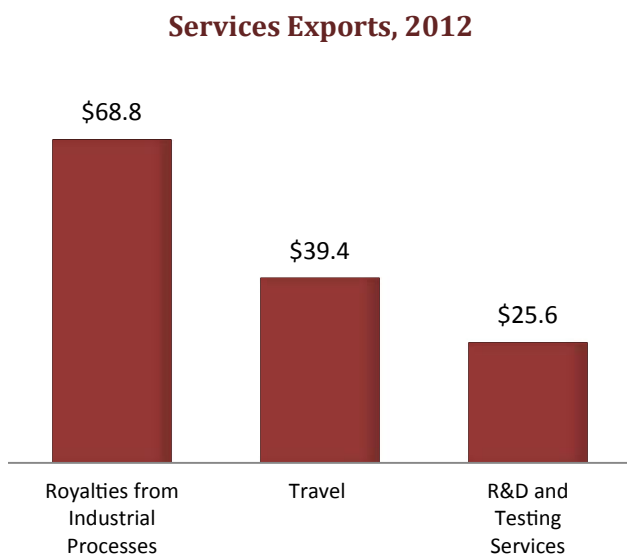
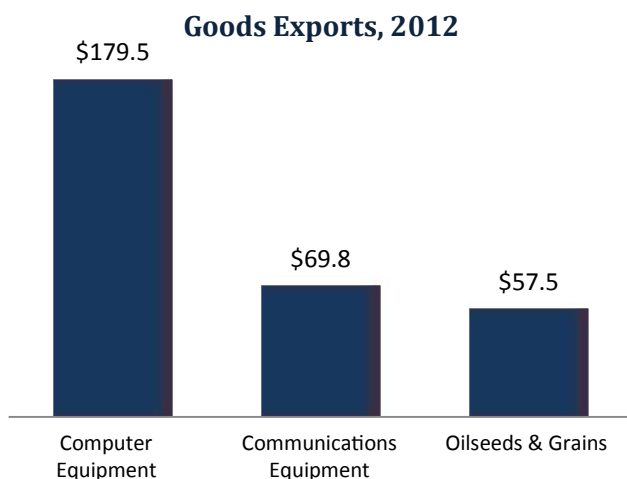
Minnesota's 1st District and TTIP

Minnesota's 1st District already has a strong trade relationship with the European Union, and a successful conclusion of the **Transatlantic Trade and Investment Partnership (TTIP)** would contribute significantly to the district's future economic growth.

The EU purchased an estimated \$792 million worth of goods (15 percent of goods exports) and \$228 million worth of services (32 percent of services exports) from Minnesota's 1st District in 2012.

Successful implementation of TTIP is estimated to increase Minnesota's 1st District's exports to the EU by 55 percent and could boost net employment by up to 1,590 jobs.

Current District Exports to European Union (\$ million)



Estimated Impacts of Full TTIP Implementation on Key Sectors

Top Sectors by Export Increase

Motor Vehicles	+\$384 million
Electrical Machinery	+\$112 million
Chemicals	+\$48 million

Estimated Job Growth in Key Sectors

Personal services	+205 jobs
Business services	+190 jobs
Construction	+85 jobs

BOTTOM LINE: Since 2006, Minnesota's 1st District's communications equipment exports to the EU have increased by 261 percent. By reducing barriers to trade and investment, TTIP would facilitate future growth, increasing anticipated U.S. electrical equipment exports by a further 44.1 percent.



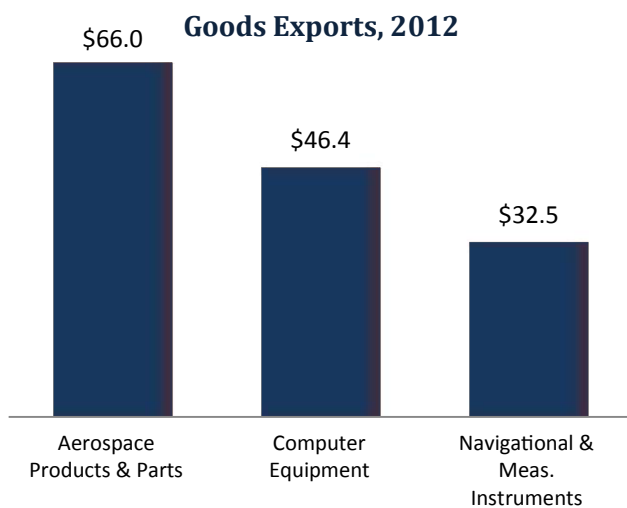
Minnesota's 2nd District and TTIP

Minnesota's 2nd District already has a strong trade relationship with the European Union, and a successful conclusion of the **Transatlantic Trade and Investment Partnership (TTIP)** would contribute significantly to the district's future economic growth.

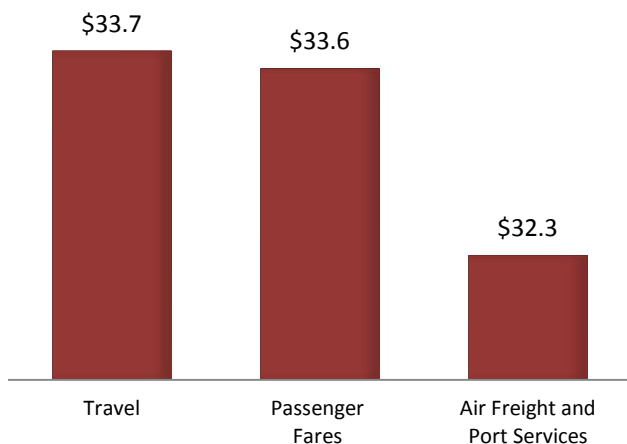
The EU purchased an estimated \$342 million worth of goods (14 percent of goods exports) and \$253 million worth of services (30 percent of services exports) from Minnesota's 2nd District in 2012.

Successful implementation of TTIP is estimated to increase Minnesota's 2nd District's exports to the EU by 33 percent and could boost net employment by up to 1,590 jobs.

Current District Exports to European Union (\$ million)



Services Exports, 2012



Estimated Impacts of Full TTIP Implementation on Key Sectors

Top Sectors by Export Increase

Motor Vehicles	+\$132 million
Other Manufactures	+\$34 million
Chemicals	+\$30 million

Estimated Job Growth in Key Sectors

Business services	+250 jobs
Personal services	+205 jobs
Construction	+95 jobs

BOTTOM LINE: Since 2006, Minnesota's 2nd District's computer equipment exports to the EU have increased by 27 percent. By reducing barriers to trade and investment, TTIP would facilitate future growth, increasing anticipated U.S. electrical equipment exports by a further 44.1 percent.



Minnesota's 3rd District and TTIP

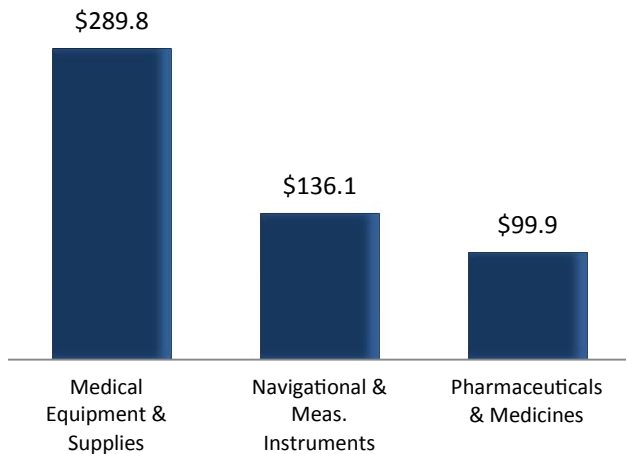
Minnesota's 3rd District already has a strong trade relationship with the European Union, and a successful conclusion of the **Transatlantic Trade and Investment Partnership (TTIP)** would contribute significantly to the District's future economic growth.

The EU purchased an estimated \$875 million worth of goods (28 percent of goods exports) and \$882 million worth of services (34 percent of services exports) from Minnesota's 3rd District in 2012.

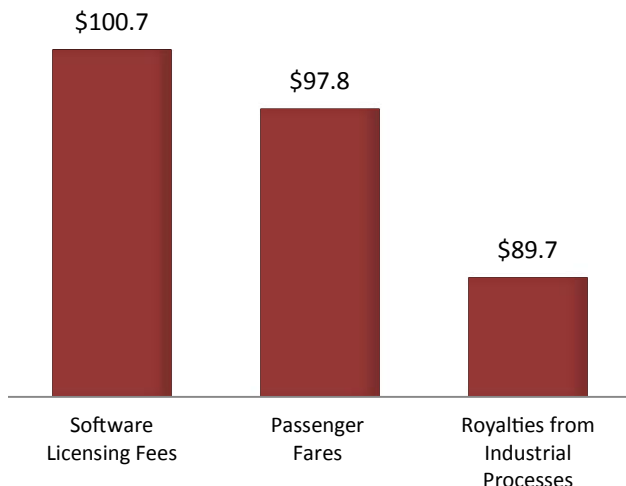
Successful implementation of TTIP is estimated to increase Minnesota's 3rd District's exports to the EU by 18.8 percent and could boost net employment by up to 2,970 jobs.

2012 District Exports to European Union (\$ million)

Goods Exports



Services Exports



Estimated Impacts of Full TTIP Implementation on Key District Sectors

Top Sectors by Export Increase

Electrical Machinery	+\$68 million
Chemicals	+\$68 million
Other Machinery	+\$67 million

Estimated Job Growth in Key Sectors

Business services	+575 jobs
Personal services	+285 jobs
Other machinery	+130 jobs

BOTTOM LINE: *Since 2006, the 3rd District's exports of commercial and service industry equipment to the EU have increased by 25 percent. By reducing barriers to trade and investment, TTIP would facilitate future growth, increasing anticipated machinery exports by a further 17 percent.*



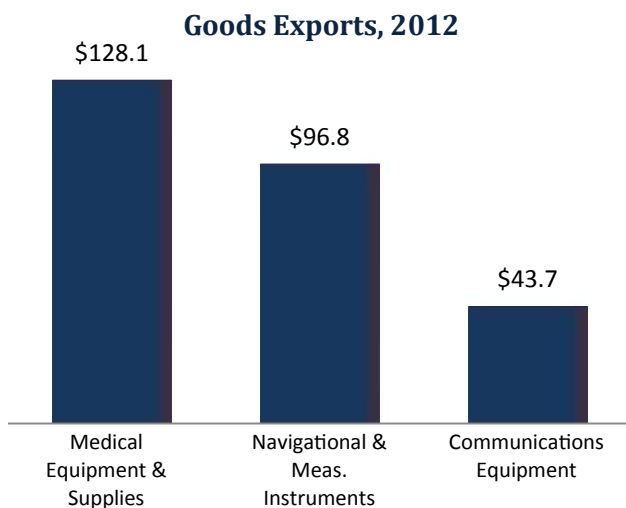
Minnesota's 4th District and TTIP

Minnesota's 4th District already has a strong trade relationship with the European Union, and a successful conclusion of the **Transatlantic Trade and Investment Partnership (TTIP)** would contribute significantly to the district's future economic growth.

The EU purchased an estimated \$430 million worth of goods (24 percent of goods exports) and \$387 million worth of services (32 percent of services exports) from Minnesota's 4th District in 2012.

Successful implementation of TTIP is estimated to increase Minnesota's 4th District's exports to the EU by 41.3 percent and could boost net employment by up to 2,040 jobs.

Current District Exports to European Union (\$ million)



Estimated Impacts of Full TTIP Implementation on Key Sectors

Top Sectors by Export Increase

Motor Vehicles	+\$206 million
Electrical Machinery	+\$38 million
Chemicals	+\$34 million

Estimated Job Growth in Key Sectors

Business services	+340 jobs
Personal services	+245 jobs
Construction	+90 jobs

BOTTOM LINE: Since 2006, Minnesota's 4th District's communications equipment exports to the EU have increased by 251 percent. By reducing barriers to trade and investment, TTIP would facilitate future growth, increasing anticipated U.S. electrical equipment exports by a further 44.1 percent.



Minnesota's 5th District and TTIP

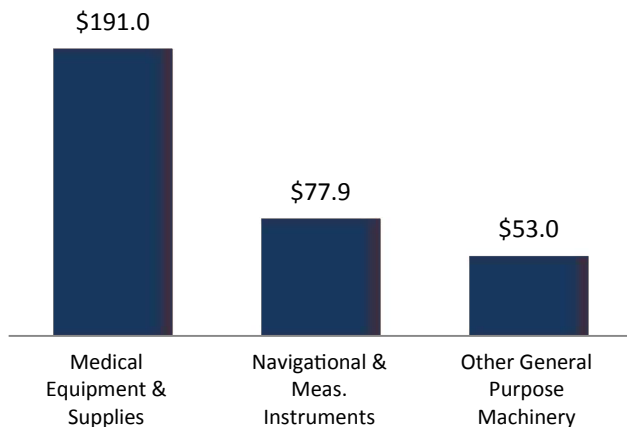
Minnesota's 5th District already has a strong trade relationship with the European Union, and a successful conclusion of the **Transatlantic Trade and Investment Partnership (TTIP)** would contribute significantly to the district's future economic growth.

The EU purchased an estimated \$497 million worth of goods (25 percent of goods exports) and \$812 million worth of services (31 percent of services exports) from Minnesota's 5th District in 2012.

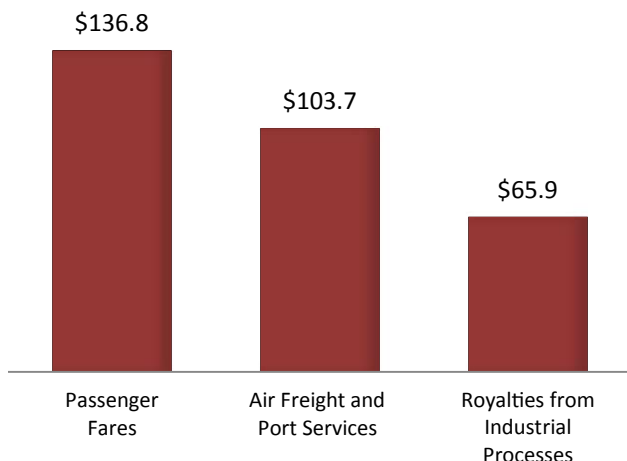
Successful implementation of TTIP is estimated to increase Minnesota's 5th District's exports to the EU by 18.1 percent and could boost net employment by up to 2,855 jobs.

Current District Exports to European Union (\$ million)

Goods Exports, 2012



Services Exports, 2012



Estimated Impacts of Full TTIP Implementation on Key Sectors

Top Sectors by Export Increase

Motor Vehicles	+\$61 million
Other Machinery	+\$39 million
Chemicals	+\$34 million

Estimated Job Growth in Key Sectors

Business services	+535 jobs
Personal services	+335 jobs
Construction	+85 jobs

BOTTOM LINE: Since 2006, Minnesota's 5th District's industrial machinery exports to the EU have increased by 270 percent. By reducing barriers to trade and investment, TTIP would facilitate future growth, increasing anticipated U.S. machinery exports by a further 16.7 percent.



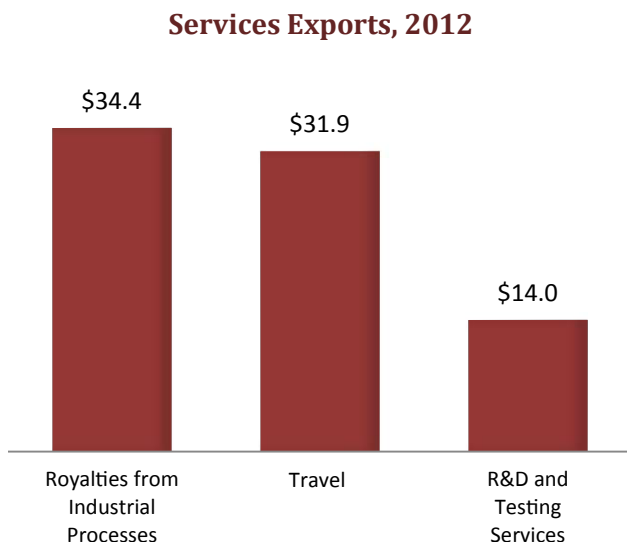
Minnesota's 6th District and TTIP

Minnesota's 6th District already has a strong trade relationship with the European Union, and a successful conclusion of the **Transatlantic Trade and Investment Partnership (TTIP)** would contribute significantly to the district's future economic growth.

The EU purchased an estimated \$437 million worth of goods (18 percent of goods exports) and \$136 million worth of services (30 percent of services exports) from Minnesota's 6th District in 2012.

Successful implementation of TTIP is estimated to increase Minnesota's 6th District's exports to the EU by 70.9 percent and could boost net employment by up to 1,340 jobs.

Current District Exports to European Union (\$ million)



Estimated Impacts of Full TTIP Implementation on Key Sectors

Top Sectors by Export Increase

Motor Vehicles	+\$402 million
Electrical Machinery	+\$36 million
Chemicals	+\$29 million

Estimated Job Growth in Key Sectors

Personal services	+170 jobs
Business services	+145 jobs
Construction	+100 jobs

BOTTOM LINE: Since 2006, Minnesota's 6th District's motor vehicle exports to the EU have increased by 32 percent. By reducing barriers to trade and investment, TTIP would facilitate future growth, increasing anticipated U.S. motor vehicle exports by a further 346.8 percent.



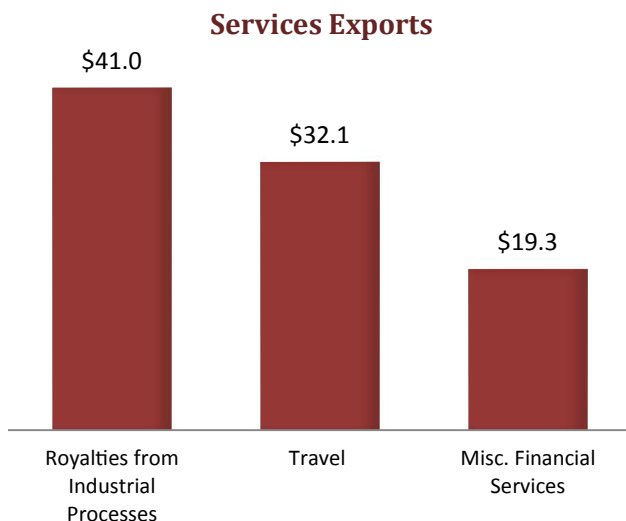
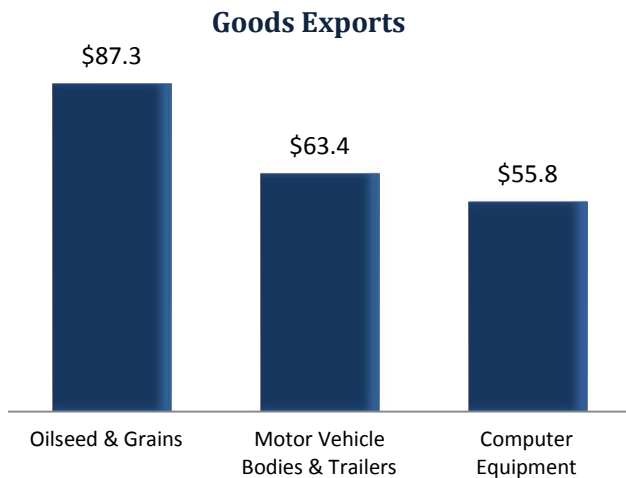
Minnesota's 7th District and TTIP

Minnesota's 7th District already has a strong trade relationship with the European Union, and a successful conclusion of the **Transatlantic Trade and Investment Partnership (TTIP)** would contribute significantly to the District's future economic growth.

The EU purchased an estimated \$548 million worth of goods (11 percent of goods exports) and \$177 million worth of services (32 percent of services exports) from Minnesota's 7th District in 2012.

Successful implementation of TTIP is estimated to increase Minnesota's 7th District's exports to the EU by 58.3 percent and could boost net employment by up to 1,420 jobs.

2012 District Exports to European Union (\$ million)



Estimated Impacts of Full TTIP Implementation on Key District Sectors

Top Sectors by Export Increase

Motor Vehicles	+\$396 million
Electrical Machinery	+\$46 million
Other Machinery	+\$42 million

Estimated Job Growth in Key Sectors

Personal services	+170 jobs
Business services	+120 jobs
Construction	+105 jobs

BOTTOM LINE: Since 2006, the 7th District's motor vehicle exports to the EU have increased by 109 percent. By reducing barriers to trade and investment, TTIP would facilitate future growth, increasing anticipated motor vehicle exports by a further 347 percent.



Minnesota's 8th District and TTIP

Minnesota's 8th District already has a strong trade relationship with the European Union, and a successful conclusion of the **Transatlantic Trade and Investment Partnership (TTIP)** would contribute significantly to the district's future economic growth.

The EU purchased an estimated \$202 million worth of goods (13 percent of goods exports) and \$138 million worth of services (28 percent of services exports) from Minnesota's 8th District in 2012.

Successful implementation of TTIP is estimated to increase Minnesota's 8th District's exports to the EU by 35.5 percent and could boost net employment by up to 1,345 jobs.

Current District Exports to European Union (\$ million)



Estimated Impacts of Full TTIP Implementation on Key Sectors

Top Sectors by Export Increase

Motor Vehicles	+\$100 million
Other Transport Equipment	+\$27 million
Chemicals	+\$14 million

Estimated Job Growth in Key Sectors

Personal services	+220 jobs
Business services	+120 jobs
Construction	+95 jobs

BOTTOM LINE: Since 2006, Minnesota's 8th District's ag and construction machinery exports to the EU have increased by 36 percent. By reducing barriers to trade and investment, TTIP would facilitate future growth, increasing anticipated U.S. machinery exports by a further 16.7 percent.



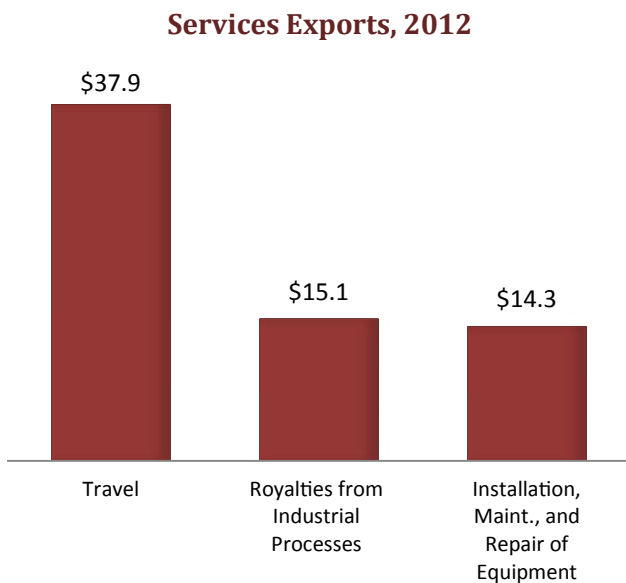
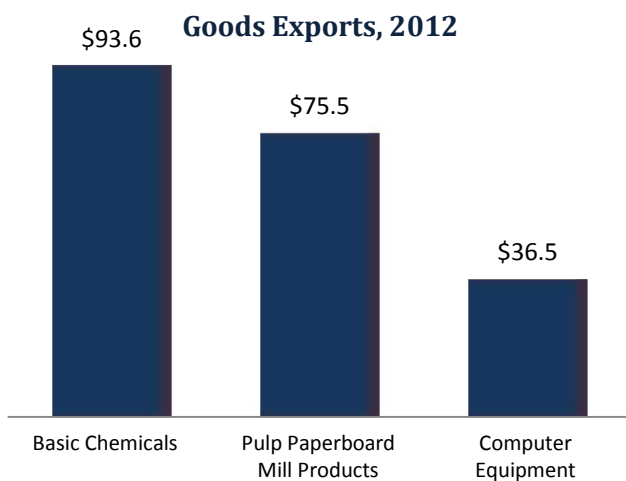
Mississippi's 1st District and TTIP

Mississippi's 1st District already has a strong trade relationship with the European Union, and a successful conclusion of the **Transatlantic Trade and Investment Partnership (TTIP)** would contribute significantly to the district's future economic growth.

The EU purchased an estimated \$423 million worth of goods (14 percent of goods exports) and \$113 million worth of services (28 percent of services exports) from Mississippi's 1st District in 2012.

Successful implementation of TTIP is estimated to increase Mississippi's 1st District's exports to the EU by 29.9 percent and could boost net employment by up to 1,405 jobs.

Current District Exports to European Union (\$ million)



Estimated Impacts of Full TTIP Implementation on Key Sectors

Top Sectors by Export Increase

Chemicals	+\$97 million
Wood and Paper Products	+\$62 million
Metals and Metal Products	+\$27 million

Estimated Job Growth in Key Sectors

Personal services	+150 jobs
Other manufactures	+150 jobs
Business services	+135 jobs

BOTTOM LINE: Since 2006, Mississippi's 1st District's chemicals exports to the EU have increased by 132 percent. By reducing barriers to trade and investment, TTIP would facilitate future growth, increasing anticipated U.S. chemicals exports by a further 34.2 percent.



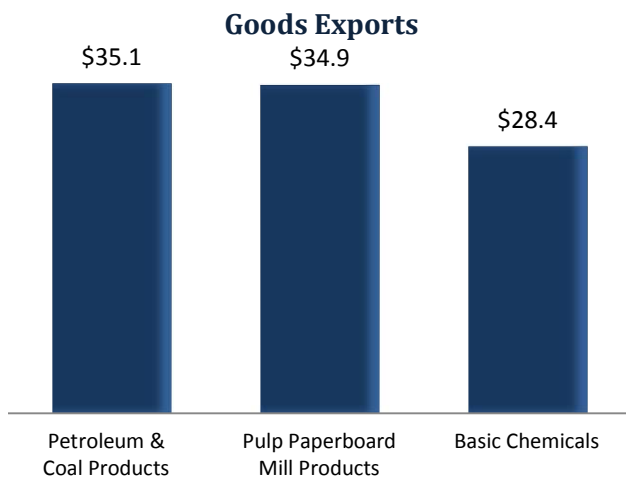
Mississippi's 2nd District and TTIP

Mississippi's 2nd District already has a strong trade relationship with the European Union, and a successful conclusion of the **Transatlantic Trade and Investment Partnership (TTIP)** would contribute significantly to the District's future economic growth.

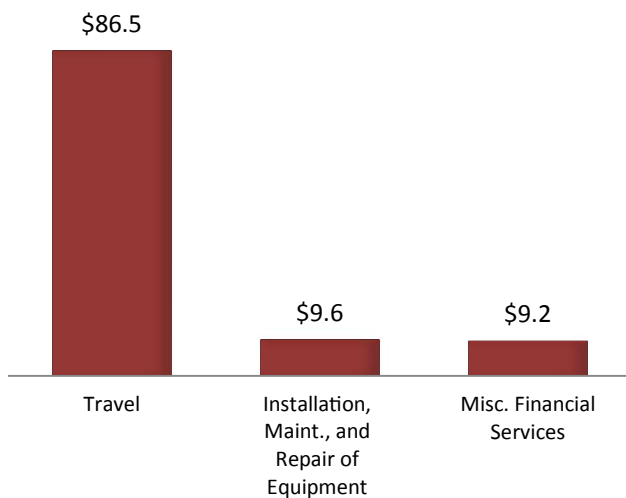
The EU purchased an estimated \$252 million worth of goods (8 percent of goods exports) and \$150 million worth of services (26 percent of services exports) from Mississippi's 2nd District in 2012.

Successful implementation of TTIP is estimated to increase Mississippi's 2nd District's exports to the EU by 26.2 percent and could boost net employment by up to 1,230 jobs.

2012 District Exports to European Union (\$ million)



Services Exports



Estimated Impacts of Full TTIP Implementation on Key District Sectors

Top Sectors by Export Increase

Chemicals	+\$44 million
Wood and Paper Products	+\$30 million
Motor Vehicles	+\$14 million

Estimated Job Growth in Key Sectors

Personal services	+220 jobs
Business services	+125 jobs
Other machinery	+60 jobs

BOTTOM LINE: Since 2006, the 2nd District's chemical exports to the EU have increased by 99 percent. By reducing barriers to trade and investment, TTIP would facilitate future growth, increasing anticipated chemical product exports by a further 34 percent.



Mississippi's 3rd District and TTIP

Mississippi's 3rd District already has a strong trade relationship with the European Union, and a successful conclusion of the **Transatlantic Trade and Investment Partnership (TTIP)** would contribute significantly to the district's future economic growth.

The EU purchased an estimated \$269 million worth of goods (13 percent of goods exports) and \$134 million worth of services (27 percent of services exports) from Mississippi's 3rd District in 2012.

Successful implementation of TTIP is estimated to increase Mississippi's 3rd District's exports to the EU by 26 percent and could boost net employment by up to 1,405 jobs.

Current District Exports to European Union (\$ million)



Estimated Impacts of Full TTIP Implementation on Key Sectors

Top Sectors by Export Increase

Wood and Paper Products	+\$51 million
Chemicals	+\$32 million
Motor Vehicles	+\$12 million

Estimated Job Growth in Key Sectors

Business services	+175 jobs
Personal services	+175 jobs
Construction	+120 jobs

BOTTOM LINE: Since 2006, Mississippi's 3rd District's chemicals exports to the EU have increased by 181 percent. By reducing barriers to trade and investment, TTIP would facilitate future growth, increasing anticipated U.S. chemicals exports by a further 34.2 percent.



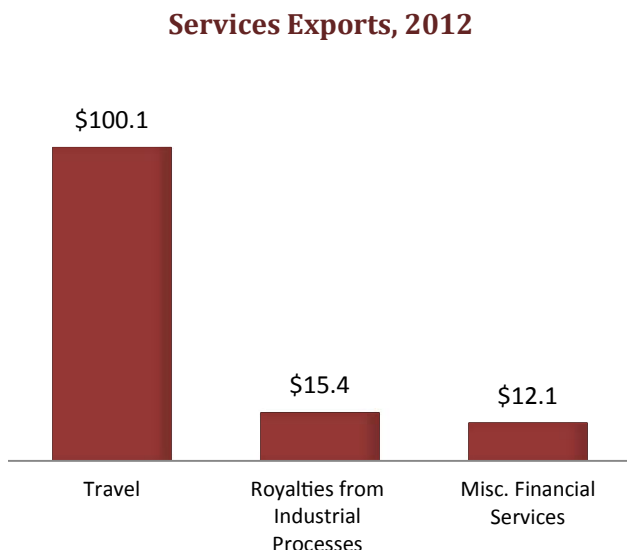
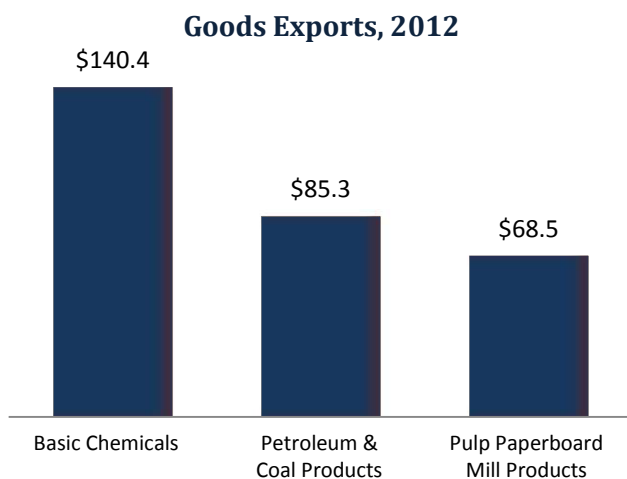
Mississippi's 4th District and TTIP

Mississippi's 4th District already has a strong trade relationship with the European Union, and a successful conclusion of the **Transatlantic Trade and Investment Partnership (TTIP)** would contribute significantly to the district's future economic growth.

The EU purchased an estimated \$436 million worth of goods (10 percent of goods exports) and \$180 million worth of services (26 percent of services exports) from Mississippi's 4th District in 2012.

Successful implementation of TTIP is estimated to increase Mississippi's 4th District's exports to the EU by 25.8 percent and could boost net employment by up to 1,605 jobs.

Current District Exports to European Union (\$ million)



Estimated Impacts of Full TTIP Implementation on Key Sectors

Top Sectors by Export Increase

Chemicals	+\$96 million
Wood and Paper Products	+\$51 million
Other Transport Equipment	+\$38 million

Estimated Job Growth in Key Sectors

Personal services	+255 jobs
Other transport equipment	+165 jobs
Business services	+150 jobs

BOTTOM LINE: Since 2006, Mississippi's 4th District's chemicals exports to the EU have increased by 75 percent. By reducing barriers to trade and investment, TTIP would facilitate future growth, increasing anticipated U.S. chemicals exports by a further 34.2 percent.



Missouri's 1st District and TTIP

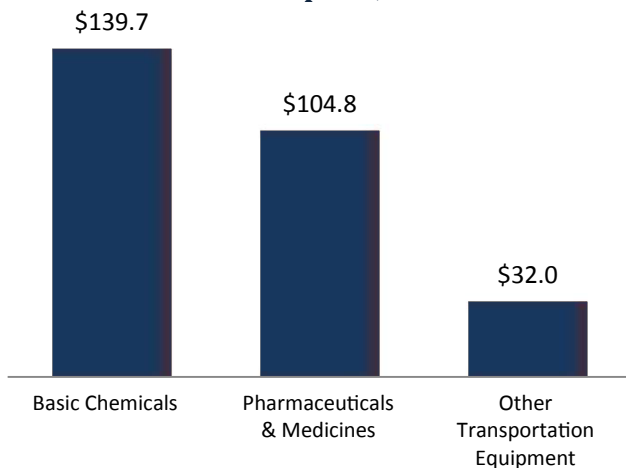
Missouri's 1st District already has a strong trade relationship with the European Union, and a successful conclusion of the **Transatlantic Trade and Investment Partnership (TTIP)** would contribute significantly to the district's future economic growth.

The EU purchased an estimated \$445 million worth of goods (18 percent of goods exports) and \$432 million worth of services (28 percent of services exports) from Missouri's 1st District in 2012.

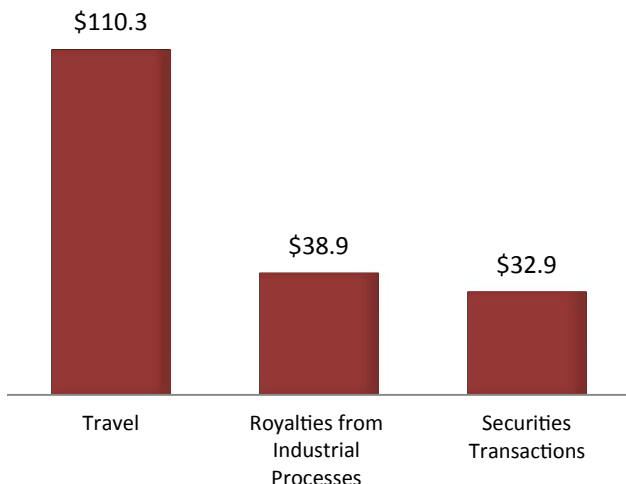
Successful implementation of TTIP is estimated to increase Missouri's 1st District's exports to the EU by 23 percent and could boost net employment by up to 2,510 jobs.

Current District Exports to European Union (\$ million)

Goods Exports, 2012



Services Exports, 2012



Estimated Impacts of Full TTIP Implementation on Key Sectors

Top Sectors by Export Increase

Chemicals	+\$172 million
Other Transport Equipment	+\$29 million
Metals and Metal Products	+\$18 million

Estimated Job Growth in Key Sectors

Business services	+450 jobs
Personal services	+290 jobs
Construction	+115 jobs

BOTTOM LINE: Since 2006, Missouri's 1st District's medical equipment and supplies exports to the EU have increased by 233 percent. By reducing barriers to trade and investment, TTIP would facilitate future growth, increasing anticipated U.S. electrical equipment exports by a further 44.1 percent.



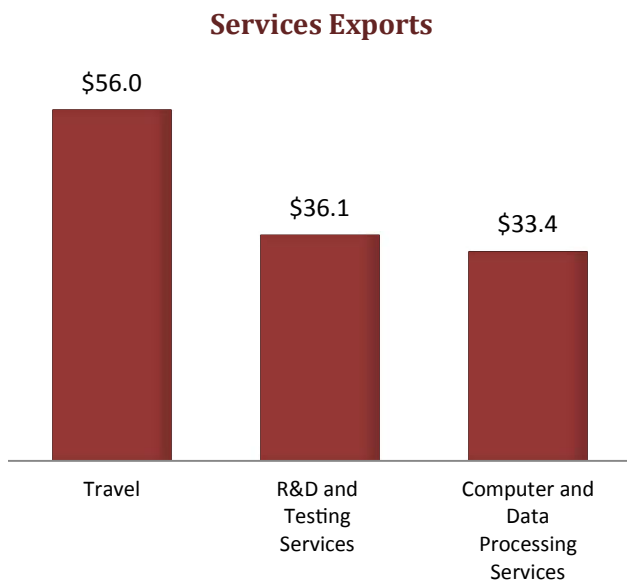
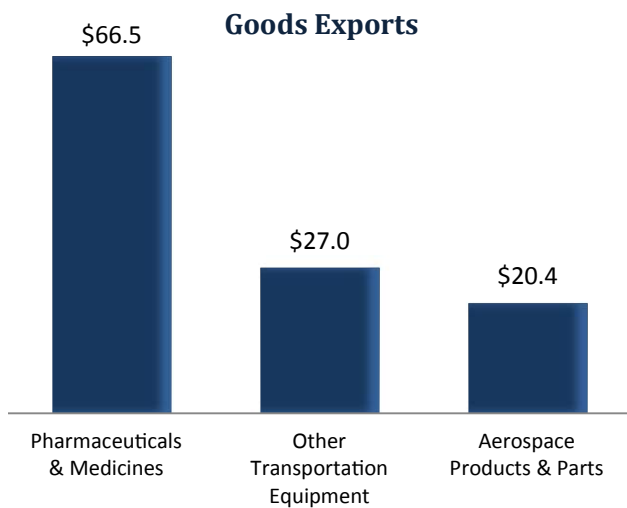
Missouri's 2nd District and TTIP

Missouri's 2nd District already has a strong trade relationship with the European Union, and a successful conclusion of the **Transatlantic Trade and Investment Partnership (TTIP)** would contribute significantly to the District's future economic growth.

The EU purchased an estimated \$233 million worth of goods (15 percent of goods exports) and \$397 million worth of services (31 percent of services exports) from Missouri's 2nd District in 2012.

Successful implementation of TTIP is estimated to increase Missouri's 2nd District's exports to the EU by 20 percent and could boost net employment by up to 2,700 jobs.

2012 District Exports to European Union (\$ million)



Estimated Impacts of Full TTIP Implementation on Key District Sectors

Top Sectors by Export Increase

Chemicals	+\$59 million
Other Transport Equipment	+\$26 million
Motor Vehicles	+\$23 million

Estimated Job Growth in Key Sectors

Business services	+535 jobs
Personal services	+285 jobs
Construction	+170 jobs

BOTTOM LINE: Since 2006, the 2nd District's other transportation equipment exports to the EU have increased 80-fold percent. By reducing barriers to trade and investment, TTIP would facilitate future growth, increasing anticipated other transportation equipment exports by a further 28 percent.



Missouri's 3rd District and TTIP

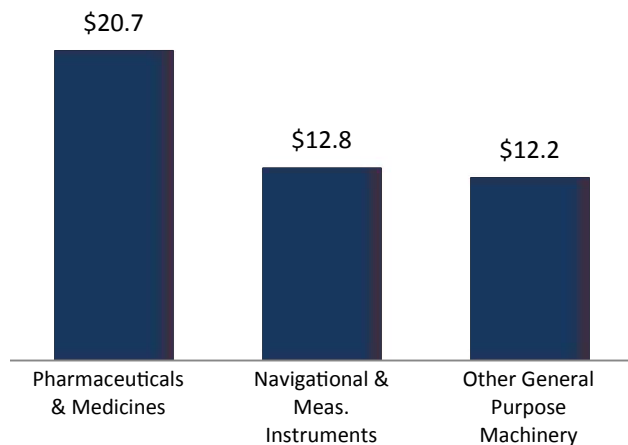
Missouri's 3rd District already has a strong trade relationship with the European Union, and a successful conclusion of the **Transatlantic Trade and Investment Partnership (TTIP)** would contribute significantly to the district's future economic growth.

The EU purchased an estimated \$188 million worth of goods (12 percent of goods exports) and \$159 million worth of services (27 percent of services exports) from Missouri's 3rd District in 2012.

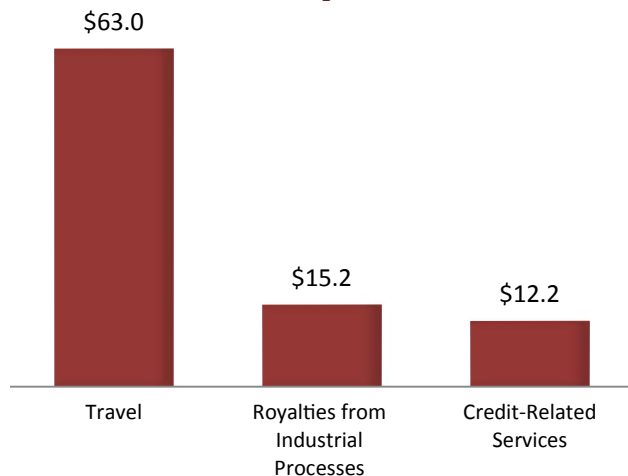
Successful implementation of TTIP is estimated to increase Missouri's 3rd District's exports to the EU by 27.4 percent and could boost net employment by up to 1,430 jobs.

Current District Exports to European Union (\$ million)

Goods Exports, 2012



Services Exports, 2012



Estimated Impacts of Full TTIP Implementation on Key Sectors

Top Sectors by Export Increase

Chemicals	+\$34 million
Metals and Metal Products	+\$25 million
Motor Vehicles	+\$24 million

Estimated Job Growth in Key Sectors

Personal services	+205 jobs
Business services	+185 jobs
Construction	+115 jobs

BOTTOM LINE: Since 2006, Missouri's 3rd District's navigational and measuring instruments exports to the EU have increased by 31 percent. By reducing barriers to trade and investment, TTIP would facilitate future growth, increasing anticipated U.S. electrical equipment exports by a further 44.1 percent.



Missouri's 4th District and TTIP

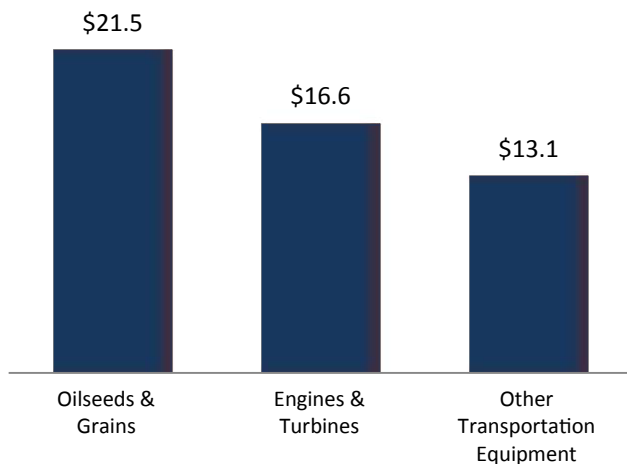
Missouri's 4th District already has a strong trade relationship with the European Union, and a successful conclusion of the **Transatlantic Trade and Investment Partnership (TTIP)** would contribute significantly to the district's future economic growth.

The EU purchased an estimated \$160 million worth of goods (10 percent of goods exports) and \$150 million worth of services (25 percent of services exports) from Missouri's 4th District in 2012.

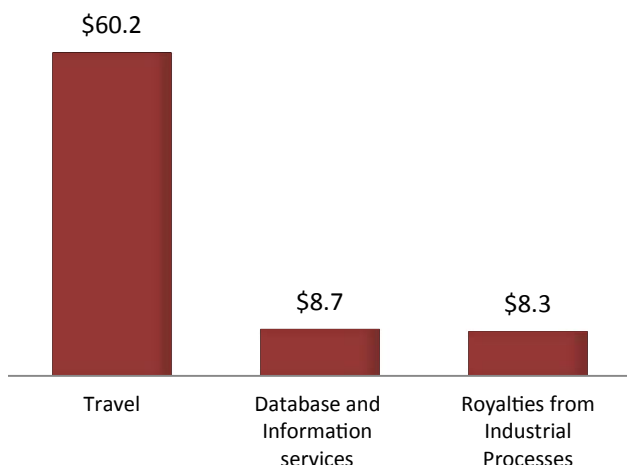
Successful implementation of TTIP is estimated to increase Missouri's 4th District's exports to the EU by 24.4 percent and could boost net employment by up to 1,200 jobs.

Current District Exports to European Union (\$ million)

Goods Exports, 2012



Services Exports, 2012



Estimated Impacts of Full TTIP Implementation on Key Sectors

Top Sectors by Export Increase

Metals and Metal Products	+\$22 million
Chemicals	+\$15 million
Other Machinery	+\$12 million

Estimated Job Growth in Key Sectors

Personal services	+190 jobs
Business services	+145 jobs
Construction	+75 jobs

BOTTOM LINE: Since 2006, Missouri's 4th District's transportation equipment exports to the EU have increased 77-fold. By reducing barriers to trade and investment, TTIP would facilitate future growth, increasing anticipated U.S. transportation equipment exports by a further 27.8 percent.



Missouri's 5th District and TTIP

Missouri's 5th District already has a strong trade relationship with the European Union, and a successful conclusion of the **Transatlantic Trade and Investment Partnership (TTIP)** would contribute significantly to the district's future economic growth.

The EU purchased an estimated \$173 million worth of goods (11 percent of goods exports) and \$398 million worth of services (29 percent of services exports) from Missouri's 5th District in 2012.

Successful implementation of TTIP is estimated to increase Missouri's 5th District's exports to the EU by 21.1 percent and could boost net employment by up to 2,205 jobs.

Current District Exports to European Union (\$ million)



Estimated Impacts of Full TTIP Implementation on Key Sectors

Top Sectors by Export Increase

Metals and Metal Products	+\$56 million
Chemicals	+\$28 million
Motor Vehicles	+\$25 million

Estimated Job Growth in Key Sectors

Business services	+400 jobs
Personal services	+275 jobs
Construction	+120 jobs

BOTTOM LINE: Since 2006, Missouri's 5th District's fabricated metal products exports to the EU have increased by 27 percent. By reducing barriers to trade and investment, TTIP would facilitate future growth, increasing anticipated U.S. metal and metal products exports by a further 88.1 percent.



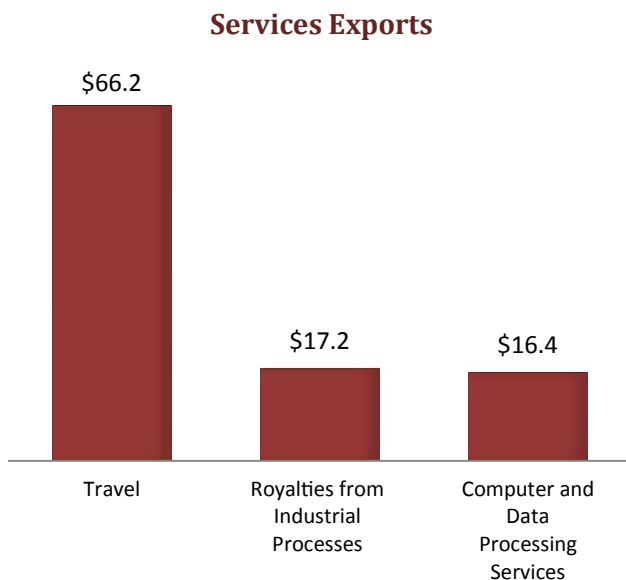
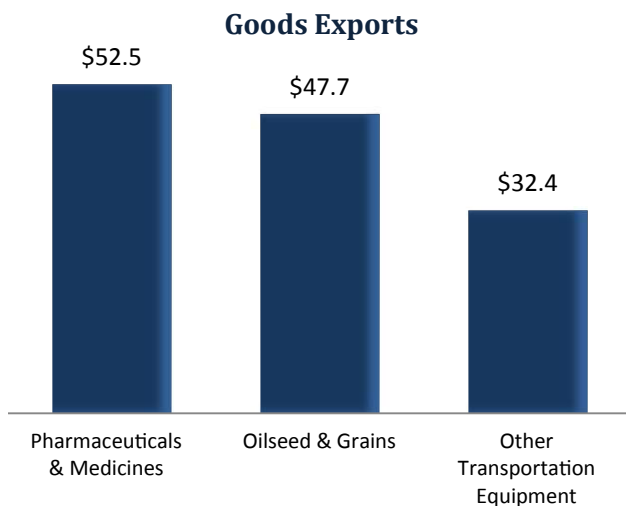
Missouri's 6th District and TTIP

Missouri's 6th District already has a strong trade relationship with the European Union, and a successful conclusion of the **Transatlantic Trade and Investment Partnership (TTIP)** would contribute significantly to the District's future economic growth.

The EU purchased an estimated \$287 million worth of goods (10 percent of goods exports) and \$210 million worth of services (29 percent of services exports) from Missouri's 6th District in 2012.

Successful implementation of TTIP is estimated to increase Missouri's 6th District's exports to the EU by 26.6 percent and could boost net employment by up to 1,415 jobs.

2012 District Exports to European Union (\$ million)



Estimated Impacts of Full TTIP Implementation on Key District Sectors

Top Sectors by Export Increase

Chemicals	+\$64 million
Motor Vehicles	+\$31 million
Metals and Metal Products	+\$23 million

Estimated Job Growth in Key Sectors

Business services	+235 jobs
Personal services	+190 jobs
Construction	+75 jobs

BOTTOM LINE: Since 2006, the 6th District's computer and data processing services exports to the EU have increased by 85 percent. By reducing barriers to trade and investment, TTIP would facilitate future growth, increasing anticipated business services exports by a further 5 percent.



Missouri's 7th District and TTIP

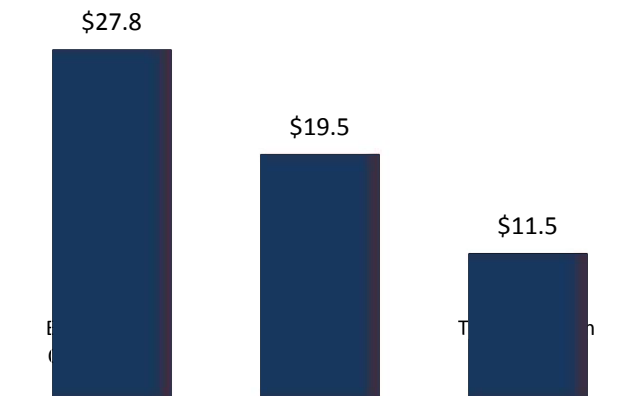
Missouri's 7th District already has a strong trade relationship with the European Union, and a successful conclusion of the **Transatlantic Trade and Investment Partnership (TTIP)** would contribute significantly to the district's future economic growth.

The EU purchased an estimated \$162 million worth of goods (11 percent of goods exports) and \$231 million worth of services (26 percent of services exports) from Missouri's 7th District in 2012.

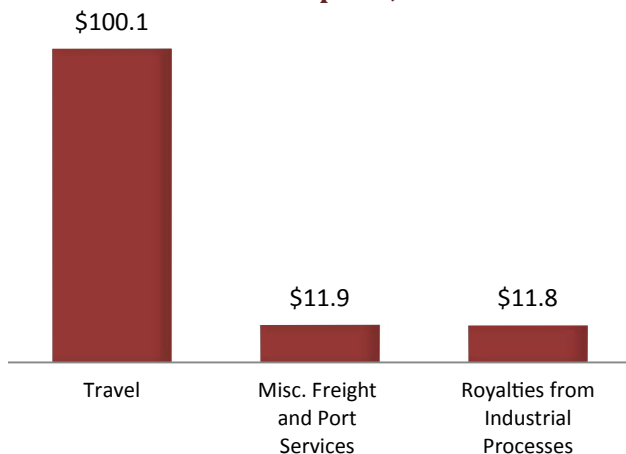
Successful implementation of TTIP is estimated to increase Missouri's 7th District's exports to the EU by 17 percent and could boost net employment by up to 1,735 jobs.

Current District Exports to European Union (\$ million)

Goods Exports, 2012



Services Exports, 2012



Estimated Impacts of Full TTIP Implementation on Key Sectors

Top Sectors by Export Increase

Metals and Metal Products	+\$25 million
Other Machinery	+\$16 million
Chemicals	+\$15 million

Estimated Job Growth in Key Sectors

Personal services	+275 jobs
Business services	+255 jobs
Construction	+85 jobs

BOTTOM LINE: Since 2006, Missouri's 7th District's industrial machinery exports to the EU have increased by 157 percent. By reducing barriers to trade and investment, TTIP would facilitate future growth, increasing anticipated U.S. machinery exports by a further 16.7 percent.



Missouri's 8th District and TTIP

Missouri's 8th District already has a strong trade relationship with the European Union, and a successful conclusion of the **Transatlantic Trade and Investment Partnership (TTIP)** would contribute significantly to the district's future economic growth.

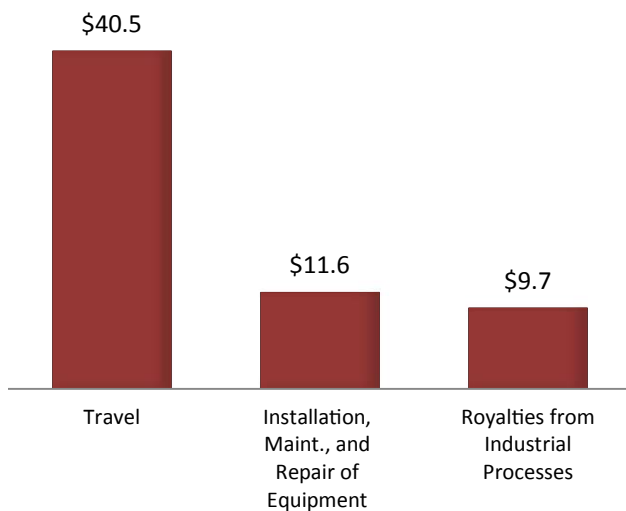
The EU purchased an estimated \$224 million worth of goods (13 percent of goods exports) and \$118 million worth of services (26 percent of services exports) from Missouri's 8th District in 2012.

Successful implementation of TTIP is estimated to increase Missouri's 8th District's exports to the EU by 28.7 percent and could boost net employment by up to 1,230 jobs.

Current District Exports to European Union (\$ million)



Services Exports, 2012



Estimated Impacts of Full TTIP Implementation on Key Sectors

Top Sectors by Export Increase

Chemicals	+\$35 million
Metals and Metal Products	+\$34 million
Wood and Paper Products	+\$17 million

Estimated Job Growth in Key Sectors

Personal services	+150 jobs
Business services	+145 jobs
Construction	+75 jobs

BOTTOM LINE: Since 2006, Missouri's 8th District's pharmaceuticals exports to the EU have increased by 39 percent. By reducing barriers to trade and investment, TTIP would facilitate future growth, increasing anticipated U.S. chemicals exports by a further 34.2 percent.



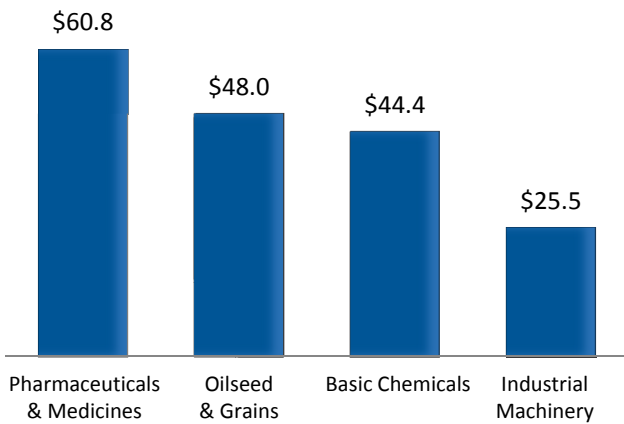
Montana and TTIP

Montana's economic relationship with the European Union is already strong, and a successful conclusion of the **Transatlantic Trade and Investment Partnership (TTIP)** would contribute significantly to the state's future economic growth.

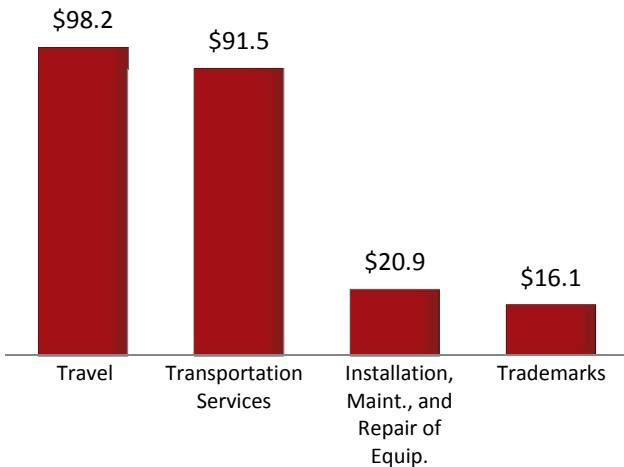
The EU purchased Montana goods worth \$245 million (10 percent of goods exports) in 2012 and services worth \$302 million (30 percent of services exports) in 2011.

Montana: Current Exports to European Union (\$ million)

Goods Exports, 2012



Services Exports, 2011



Successful implementation of TTIP is estimated to increase Montana exports to the EU by 19.1 percent and could boost net employment by up to 2,390 jobs.

Estimated Impacts of Full TTIP Implementation on Key Montana Sectors

Top Sectors by Export Increase

Chemicals	+\$80 million
Other Machinery	+\$14 million
Metals and Metal Products	+\$12 million
Ag., Forestry, Fisheries	+\$11 million

Estimated Job Growth in Key Sectors

Other Services	+1,988 jobs
Business Services	+284 jobs
Manufacturing	+70 jobs
Financial Services	+40 jobs

BOTTOM LINE: *Since 2006, Montana's pharmaceutical exports to the EU have increased by 325 percent. By reducing barriers to trade and investment, TTIP would facilitate future growth, increasing anticipated US chemical exports by a further 34.2 percent.*



Nebraska's 1st District and TTIP

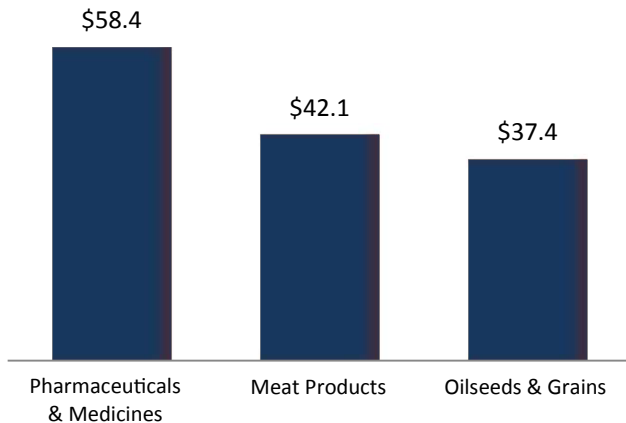
Nebraska's 1st District already has a strong trade relationship with the European Union, and a successful conclusion of the **Transatlantic Trade and Investment Partnership (TTIP)** would contribute significantly to the district's future economic growth.

The EU purchased an estimated \$342 million worth of goods (12 percent of goods exports) and \$202 million worth of services (30 percent of services exports) from Nebraska's 1st District in 2012.

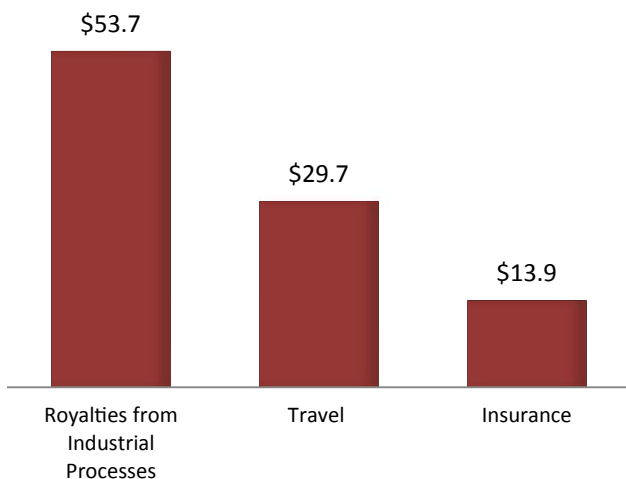
Successful implementation of TTIP is estimated to increase Nebraska's 1st District's exports to the EU by 24 percent and could boost net employment by up to 1,505 jobs.

Current District Exports to European Union (\$ million)

Goods Exports, 2012



Services Exports, 2012



Estimated Impacts of Full TTIP Implementation on Key Sectors

Top Sectors by Export Increase

Processed Foods	+\$55 million
Chemicals	+\$43 million
Motor Vehicles	+\$33 million

Estimated Job Growth in Key Sectors

Business services	+240 jobs
Personal services	+180 jobs
Construction	+95 jobs

BOTTOM LINE: Since 2006, Nebraska's 1st District's meat products exports to the EU have increased by 574 percent. By reducing barriers to trade and investment, TTIP would facilitate future growth, increasing anticipated U.S. processed foods exports by a further 88.1 percent.



Nebraska's 2nd District and TTIP

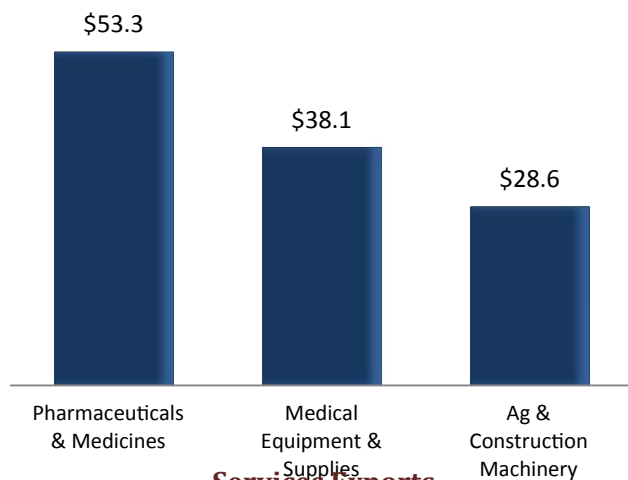
Nebraska's 2nd District already has a strong trade relationship with the European Union, and a successful conclusion of the **Transatlantic Trade and Investment Partnership (TTIP)** would contribute significantly to the District's future economic growth.

The EU purchased an estimated \$191 million worth of goods (17 percent of goods exports) and \$262 million worth of services (30 percent of services exports) from Nebraska's 2nd District in 2012.

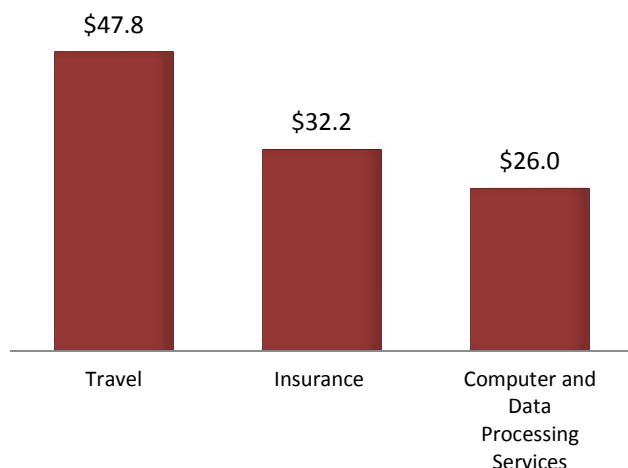
Successful implementation of TTIP is estimated to increase Nebraska's 2nd District's exports to the EU by 13.3 percent and could boost net employment by up to 2,240 jobs.

2012 District Exports to European Union (\$ million)

Goods Exports



Services Exports



Estimated Impacts of Full TTIP Implementation on Key District Sectors

Top Sectors by Export Increase

Chemicals	+\$40 million
Processed Foods	+\$27 million
Other Manufactures	+\$14 million

Estimated Job Growth in Key Sectors

Business services	+450 jobs
Personal services	+245 jobs
Construction	+120 jobs

BOTTOM LINE: Since 2006, the 2nd District's pharmaceutical and medicine exports to the EU have increased by 190 percent. By reducing barriers to trade and investment, TTIP would facilitate future growth, increasing anticipated chemical product exports by a further 34 percent.



Nebraska's 3rd District and TTIP

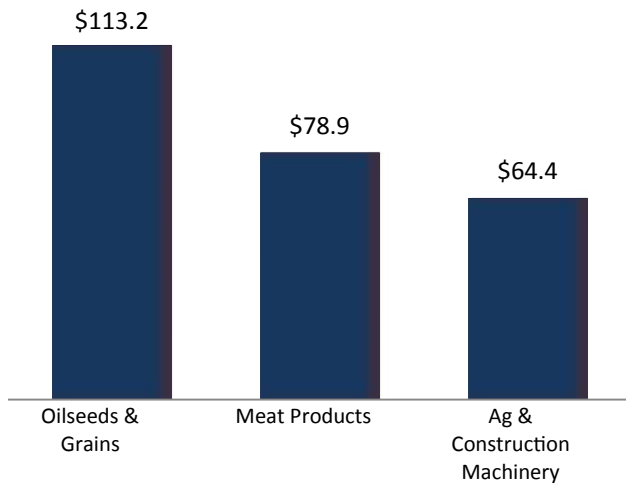
Nebraska's 3rd District already has a strong trade relationship with the European Union, and a successful conclusion of the **Transatlantic Trade and Investment Partnership (TTIP)** would contribute significantly to the district's future economic growth.

The EU purchased an estimated \$406 million worth of goods (7 percent of goods exports) and \$133 million worth of services (30 percent of services exports) from Nebraska's 3rd District in 2012.

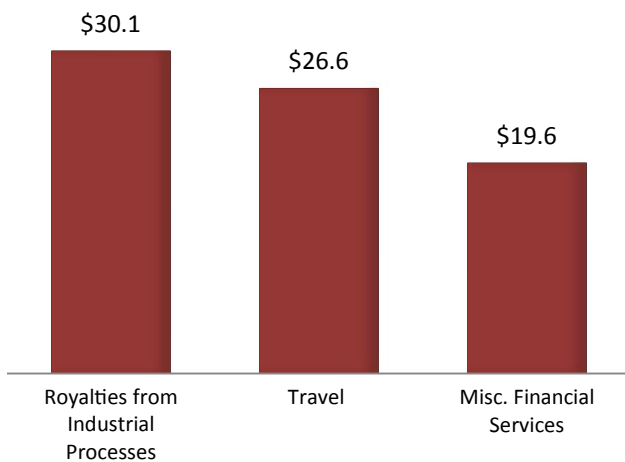
Successful implementation of TTIP is estimated to increase Nebraska's 3rd District's exports to the EU by 39.4 percent and could boost net employment by up to 1,225 jobs.

Current District Exports to European Union (\$ million)

Goods Exports, 2012



Services Exports, 2012



Estimated Impacts of Full TTIP Implementation on Key Sectors

Top Sectors by Export Increase

Motor Vehicles	+\$152 million
Processed Foods	+\$90 million
Other Machinery	+\$37 million

Estimated Job Growth in Key Sectors

Personal services	+160 jobs
Business services	+155 jobs
Other machinery	+90 jobs

BOTTOM LINE: Since 2006, Nebraska's 3rd District's meat products exports to the EU have increased by 525 percent. By reducing barriers to trade and investment, TTIP would facilitate future growth, increasing anticipated U.S. processed foods exports by a further 88.1 percent.



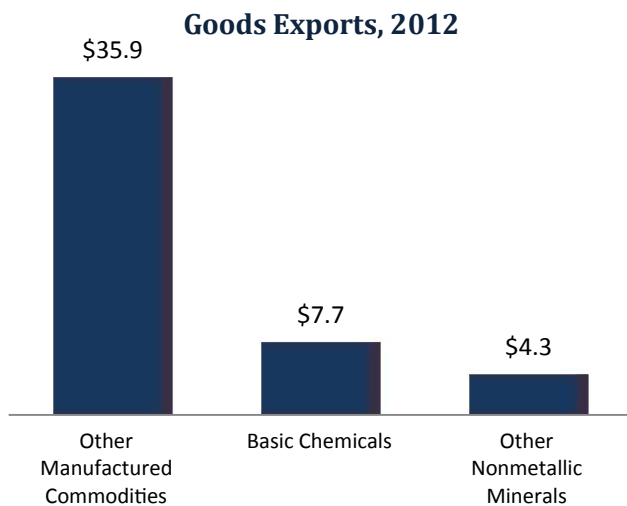
Nevada's 1st District and TTIP

Nevada's 1st District already has a strong trade relationship with the European Union, and a successful conclusion of the **Transatlantic Trade and Investment Partnership (TTIP)** would contribute significantly to the district's future economic growth.

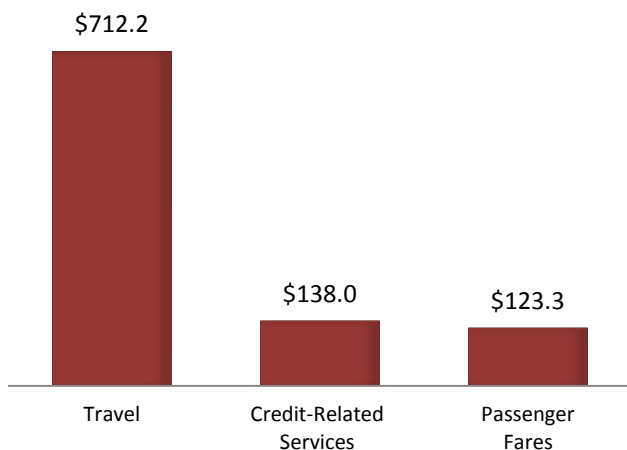
The EU purchased an estimated \$86 million worth of goods (5 percent of goods exports) and \$1.2 billion worth of services (27 percent of services exports) from Nevada's 1st District in 2012.

Successful implementation of TTIP is estimated to increase Nevada's 1st District's exports to the EU by 9.5 percent and could boost net employment by up to 3,900 jobs.

Current District Exports to European Union (\$ million)



Services Exports, 2012



Estimated Impacts of Full TTIP Implementation on Key Sectors

Top Sectors by Export Increase

Personal Services	+\$29 million
Other Manufactures	+\$9 million
Chemicals	+\$9 million

Estimated Job Growth in Key Sectors

Personal services	+1,705 jobs
Business services	+400 jobs
Construction	+280 jobs

BOTTOM LINE: Since 2006, Nevada's 1st District's chemicals exports to the EU have increased by 226 percent. By reducing barriers to trade and investment, TTIP would facilitate future growth, increasing anticipated U.S. chemicals exports by a further 34.2 percent.



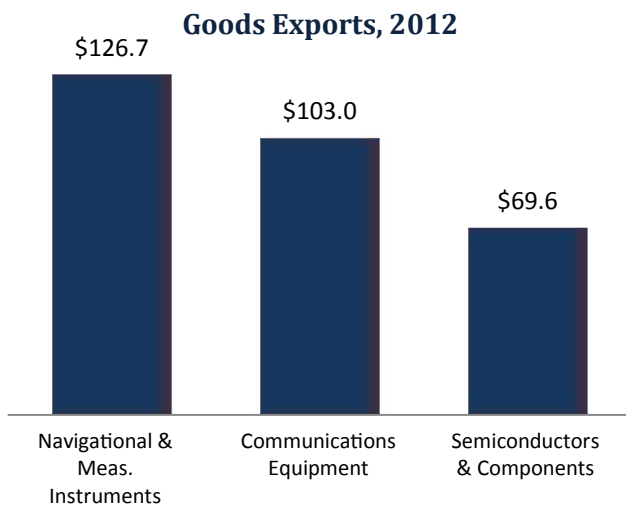
Nevada's 2nd District and TTIP

Nevada's 2nd District already has a strong trade relationship with the European Union, and a successful conclusion of the **Transatlantic Trade and Investment Partnership (TTIP)** would contribute significantly to the district's future economic growth.

The EU purchased an estimated \$499 million worth of goods (9 percent of goods exports) and \$237 million worth of services (28 percent of services exports) from Nevada's 2nd District in 2012.

Successful implementation of TTIP is estimated to increase Nevada's 2nd District's exports to the EU by 22.6 percent and could boost net employment by up to 2,000 jobs.

Current District Exports to European Union (\$ million)



Estimated Impacts of Full TTIP Implementation on Key Sectors

Top Sectors by Export Increase

Electrical Machinery	+\$86 million
Other Transport Equipment	+\$17 million
Metals and Metal Products	+\$13 million

Estimated Job Growth in Key Sectors

Personal services	+550 jobs
Business services	+280 jobs
Construction	+210 jobs

BOTTOM LINE: Since 2006, Nevada's 2nd District's communications equipment exports to the EU have increased 10-fold. By reducing barriers to trade and investment, TTIP would facilitate future growth, increasing anticipated U.S. electrical equipment exports by a further 44.1 percent.



Nevada's 3rd District and TTIP

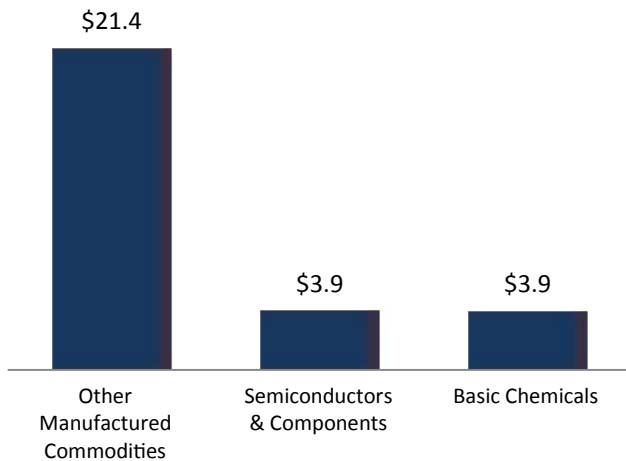
Nevada's 3rd District already has a strong trade relationship with the European Union, and a successful conclusion of the **Transatlantic Trade and Investment Partnership (TTIP)** would contribute significantly to the district's future economic growth.

The EU purchased an estimated \$54 million worth of goods (3 percent of goods exports) and \$624 million worth of services (27 percent of services exports) from Nevada's 3rd District in 2012.

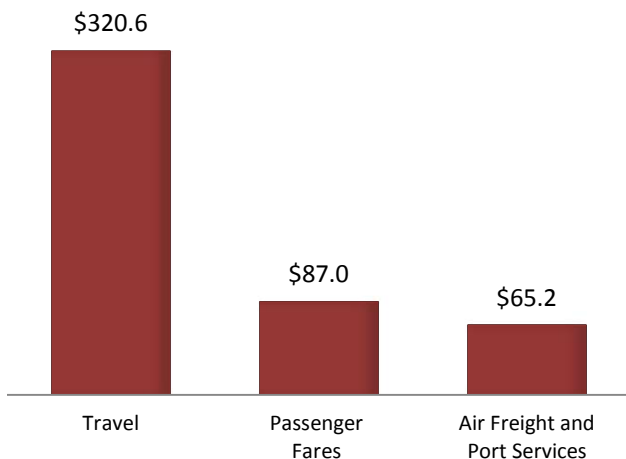
Successful implementation of TTIP is estimated to increase Nevada's 3rd District's exports to the EU by 10.3 percent and could boost net employment by up to 1,985 jobs.

Current District Exports to European Union (\$ million)

Goods Exports, 2012



Services Exports, 2012



Estimated Impacts of Full TTIP Implementation on Key Sectors

Top Sectors by Export Increase

Personal Services	+\$14 million
Metals and Metal Products	+\$7 million
Chemicals	+\$6 million

Estimated Job Growth in Key Sectors

Personal services	+825 jobs
Business services	+225 jobs
Construction	+175 jobs

BOTTOM LINE: Since 2006, Nevada's 3rd District's chemicals exports to the EU have increased by 225 percent. By reducing barriers to trade and investment, TTIP would facilitate future growth, increasing anticipated U.S. chemicals exports by a further 34.2 percent.



Nevada's 4th District and TTIP

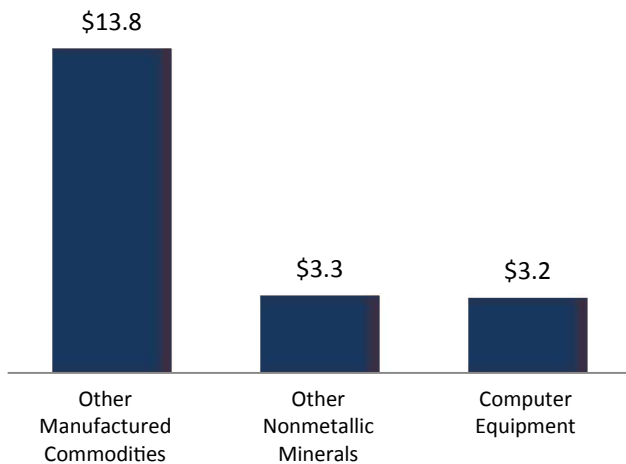
Nevada's 4th District already has a strong trade relationship with the European Union, and a successful conclusion of the **Transatlantic Trade and Investment Partnership (TTIP)** would contribute significantly to the district's future economic growth.

The EU purchased an estimated \$49 million worth of goods (4 percent of goods exports) and \$394 million worth of services (27 percent of services exports) from Nevada's 4th District in 2012.

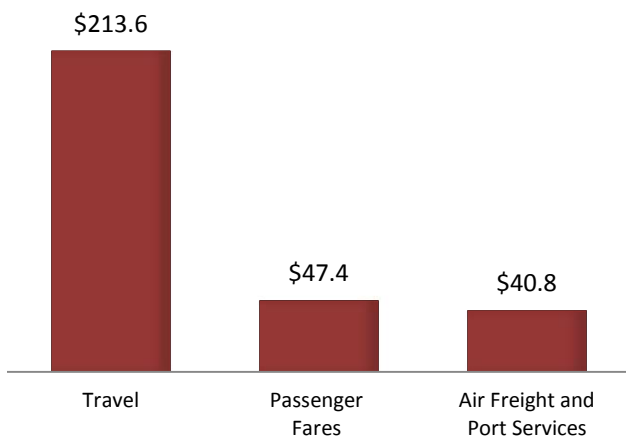
Successful implementation of TTIP is estimated to increase Nevada's 4th District's exports to the EU by 11.5 percent and could boost net employment by up to 1,515 jobs.

Current District Exports to European Union (\$ million)

Goods Exports, 2012



Services Exports, 2012



Estimated Impacts of Full TTIP Implementation on Key Sectors

Top Sectors by Export Increase

Personal Services	+\$10 million
Electrical Machinery	+\$5 million
Metals and Metal Products	+\$5 million

Estimated Job Growth in Key Sectors

Personal services	+580 jobs
Business services	+185 jobs
Construction	+125 jobs

BOTTOM LINE: Since 2006, Nevada's 4th District's nonmetallic minerals exports to the EU have increased by 128 percent. By reducing barriers to trade and investment, TTIP would facilitate future growth, increasing anticipated U.S. metals and metal products exports by a further 88.1 percent.



New Hampshire's 1st District and TTIP

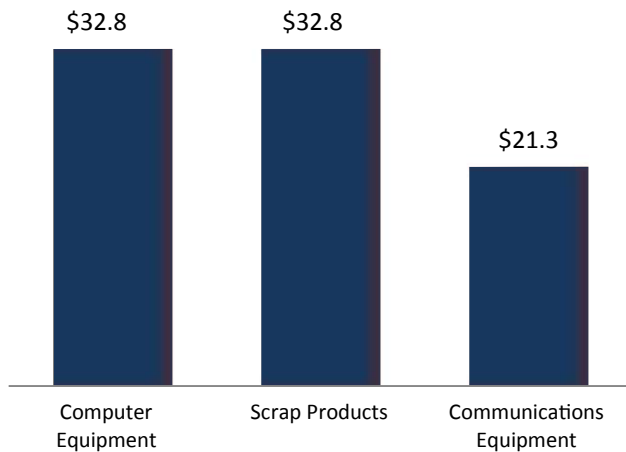
New Hampshire's 1st District already has a strong trade relationship with the European Union, and a successful conclusion of the **Transatlantic Trade and Investment Partnership (TTIP)** would contribute significantly to the district's future economic growth.

The EU purchased an estimated \$328 million worth of goods (24 percent of goods exports) and \$441 million worth of services (32 percent of services exports) from New Hampshire's 1st District in 2012.

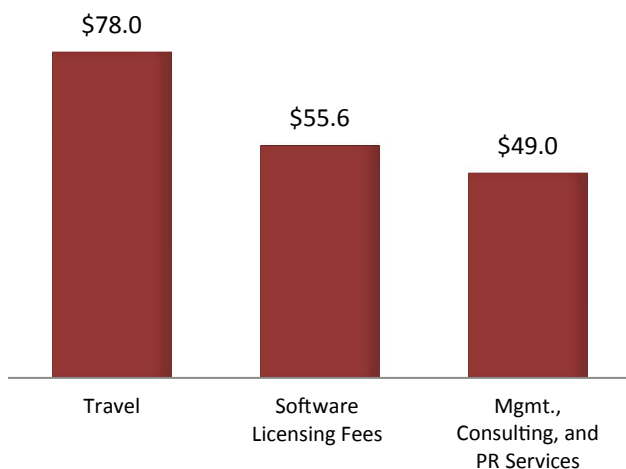
Successful implementation of TTIP is estimated to increase New Hampshire's 1st District's exports to the EU by 25.3 percent and could boost net employment by up to 1,855 jobs.

Current District Exports to European Union (\$ million)

Goods Exports, 2012



Services Exports, 2012



Estimated Impacts of Full TTIP Implementation on Key Sectors

Top Sectors by Export Increase

Motor Vehicles	+\$50 million
Metals and Metal Products	+\$34 million
Electrical Machinery	+\$33 million

Estimated Job Growth in Key Sectors

Business services	+250 jobs
Personal services	+235 jobs
Construction	+85 jobs

BOTTOM LINE: Since 2006, New Hampshire's 1st District's communications equipment exports to the EU have increased by 98 percent. By reducing barriers to trade and investment, TTIP would facilitate future growth, increasing anticipated U.S. electrical equipment exports by a further 44.1 percent.



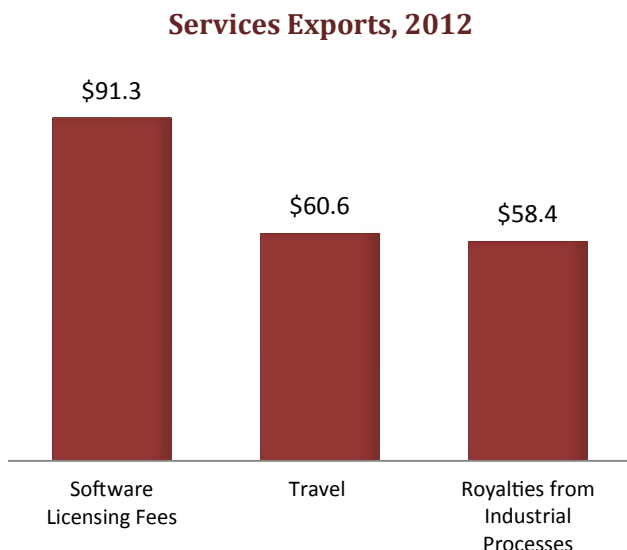
New Hampshire's 2nd District and TTIP

New Hampshire's 2nd District already has a strong trade relationship with the European Union, and a successful conclusion of the **Transatlantic Trade and Investment Partnership (TTIP)** would contribute significantly to the district's future economic growth.

The EU purchased an estimated \$541 million worth of goods (26 percent of goods exports) and \$449 million worth of services (32 percent of services exports) from New Hampshire's 2nd District in 2012.

Successful implementation of TTIP is estimated to increase New Hampshire's 2nd District's exports to the EU by 26.9 percent and could boost net employment by up to 1,760 jobs.

Current District Exports to European Union (\$ million)



Estimated Impacts of Full TTIP Implementation on Key Sectors

Top Sectors by Export Increase

Metals and Metal Products	+\$64 million
Other Machinery	+\$55 million
Electrical Machinery	+\$52 million

Estimated Job Growth in Key Sectors

Business services	+230 jobs
Personal services	+195 jobs
Construction	+85 jobs

BOTTOM LINE: Since 2006, New Hampshire's 2nd District's fabricated metal products exports to the EU have increased by 53 percent. By reducing barriers to trade and investment, TTIP would facilitate future growth, increasing anticipated U.S. metals and metal products exports by a further 88.1 percent.



New Jersey's 1st District and TTIP

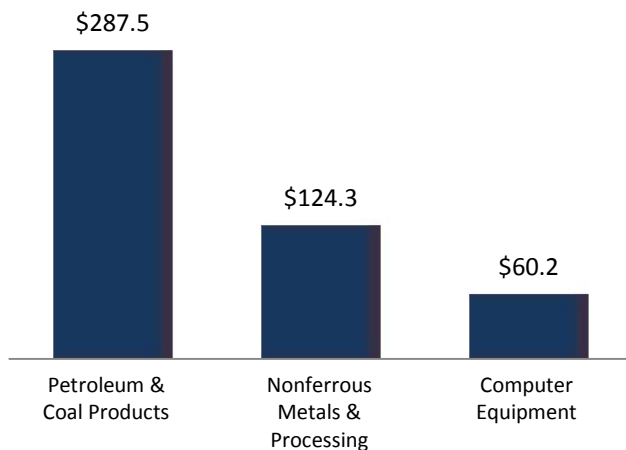
New Jersey's 1st District already has a strong trade relationship with the European Union, and a successful conclusion of the **Transatlantic Trade and Investment Partnership (TTIP)** would contribute significantly to the district's future economic growth.

The EU purchased an estimated \$836 million worth of goods (23 percent of goods exports) and \$288 million worth of services (32 percent of services exports) from New Jersey's 1st District in 2012.

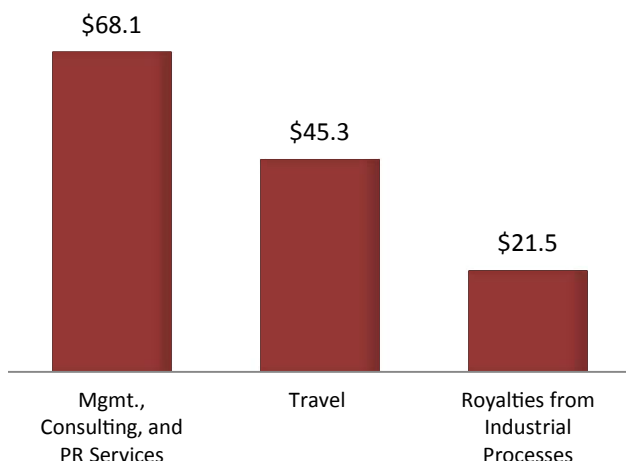
Successful implementation of TTIP is estimated to increase New Jersey's 1st District's exports to the EU by 33.7 percent and could boost net employment by up to 1,510 jobs.

Current District Exports to European Union (\$ million)

Goods Exports, 2012



Services Exports, 2012



Estimated Impacts of Full TTIP Implementation on Key Sectors

Top Sectors by Export Increase

Metals and Metal Products	+\$153 million
Electrical Machinery	+\$61 million
Other Manufactures	+\$58 million

Estimated Job Growth in Key Sectors

Business services	+270 jobs
Personal services	+225 jobs
Construction	+90 jobs

BOTTOM LINE: Since 2006, New Jersey's 1st District's navigational and measuring instruments exports to the EU have increased by 108 percent. By reducing barriers to trade and investment, TTIP would facilitate future growth, increasing anticipated U.S. electrical equipment exports by a further 44.1 percent.



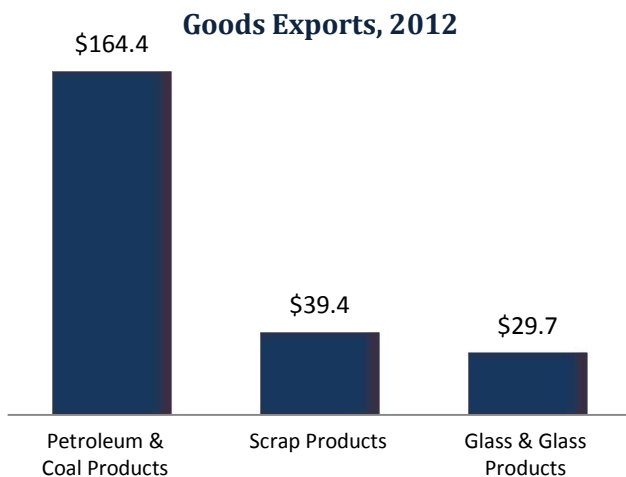
New Jersey's 2nd District and TTIP

New Jersey's 2nd District already has a strong trade relationship with the European Union, and a successful conclusion of the **Transatlantic Trade and Investment Partnership (TTIP)** would contribute significantly to the district's future economic growth.

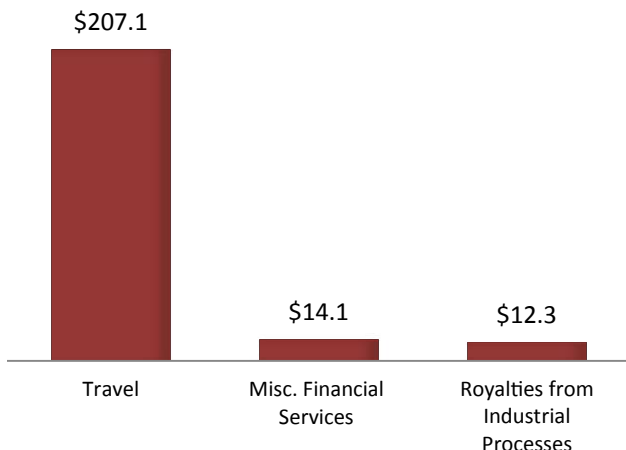
The EU purchased an estimated \$517 million worth of goods (19 percent of goods exports) and \$328 million worth of services (27 percent of services exports) from New Jersey's 2nd District in 2012.

Successful implementation of TTIP is estimated to increase New Jersey's 2nd District's exports to the EU by 36.6 percent and could boost net employment by up to 1,940 jobs.

Current District Exports to European Union (\$ million)



Services Exports, 2012



Estimated Impacts of Full TTIP Implementation on Key Sectors

Top Sectors by Export Increase

Motor Vehicles	+\$162 million
Chemicals	+\$78 million
Other Manufactures	+\$45 million

Estimated Job Growth in Key Sectors

Personal services	+685 jobs
Business services	+145 jobs
Construction	+100 jobs

BOTTOM LINE: Since 2006, New Jersey's 2nd District's computer equipment exports to the EU have increased by 95 percent. By reducing barriers to trade and investment, TTIP would facilitate future growth, increasing anticipated U.S. electrical equipment exports by a further 44.1 percent.



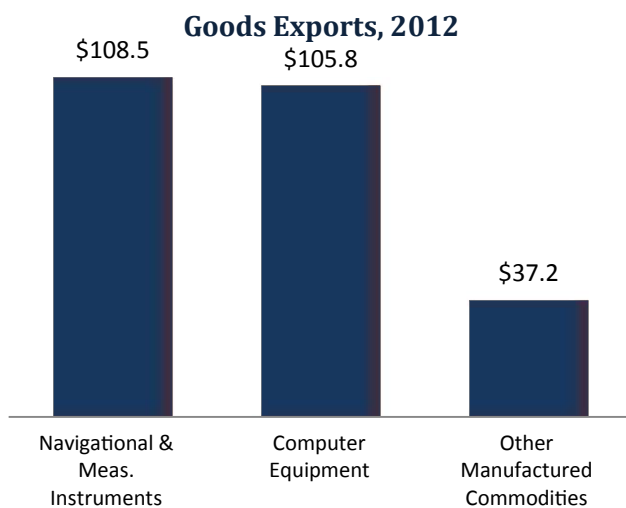
New Jersey's 3rd District and TTIP

New Jersey's 3rd District already has a strong trade relationship with the European Union, and a successful conclusion of the **Transatlantic Trade and Investment Partnership (TTIP)** would contribute significantly to the district's future economic growth.

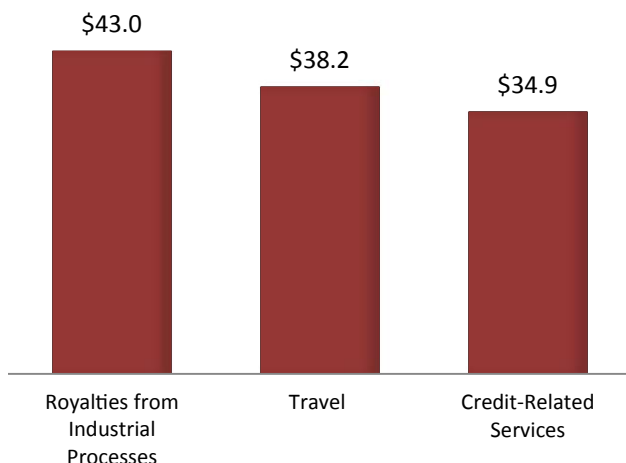
The EU purchased an estimated \$508 million worth of goods (21 percent of goods exports) and \$313 million worth of services (32 percent of services exports) from New Jersey's 3rd District in 2012.

Successful implementation of TTIP is estimated to increase New Jersey's 3rd District's exports to the EU by 56.8 percent and could boost net employment by up to 1,530 jobs.

Current District Exports to European Union (\$ million)



Services Exports, 2012



Estimated Impacts of Full TTIP Implementation on Key Sectors

Top Sectors by Export Increase

Motor Vehicles	+\$390 million
Electrical Machinery	+\$78 million
Chemicals	+\$50 million

Estimated Job Growth in Key Sectors

Business services	+270 jobs
Personal services	+230 jobs
Construction	+85 jobs

BOTTOM LINE: Since 2006, New Jersey's 3rd District's computer equipment exports to the EU have increased by 123 percent. By reducing barriers to trade and investment, TTIP would facilitate future growth, increasing anticipated U.S. electrical equipment exports by a further 44.1 percent.



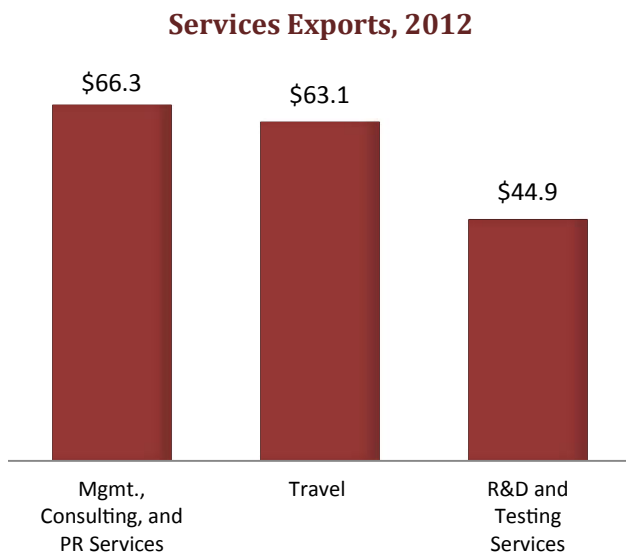
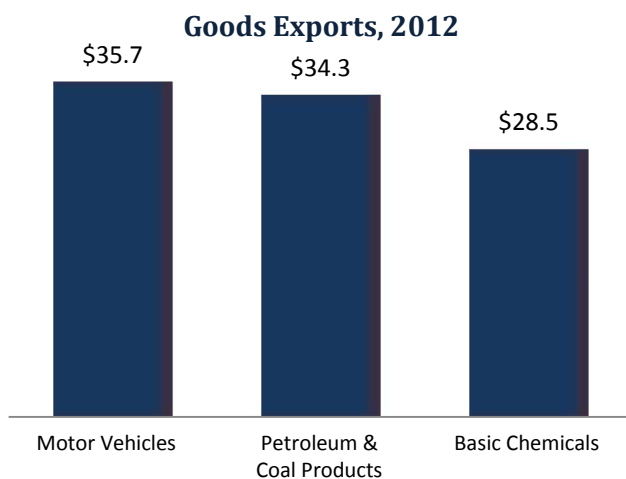
New Jersey's 4th District and TTIP

New Jersey's 4th District already has a strong trade relationship with the European Union, and a successful conclusion of the **Transatlantic Trade and Investment Partnership (TTIP)** would contribute significantly to the district's future economic growth.

The EU purchased an estimated \$271 million worth of goods (22 percent of goods exports) and \$375 million worth of services (33 percent of services exports) from New Jersey's 4th District in 2012.

Successful implementation of TTIP is estimated to increase New Jersey's 4th District's exports to the EU by 57.6 percent and could boost net employment by up to 1,555 jobs.

Current District Exports to European Union (\$ million)



Estimated Impacts of Full TTIP Implementation on Key Sectors

Top Sectors by Export Increase

Motor Vehicles	+\$358 million
Chemicals	+\$48 million
Electrical Machinery	+\$15 million

Estimated Job Growth in Key Sectors

Business services	+245 jobs
Personal services	+245 jobs
Construction	+95 jobs

BOTTOM LINE: Since 2006, New Jersey's 4th District's motor vehicle exports to the EU have increased by 99 percent. By reducing barriers to trade and investment, TTIP would facilitate future growth, increasing anticipated U.S. motor vehicle exports by a further 346.8 percent.



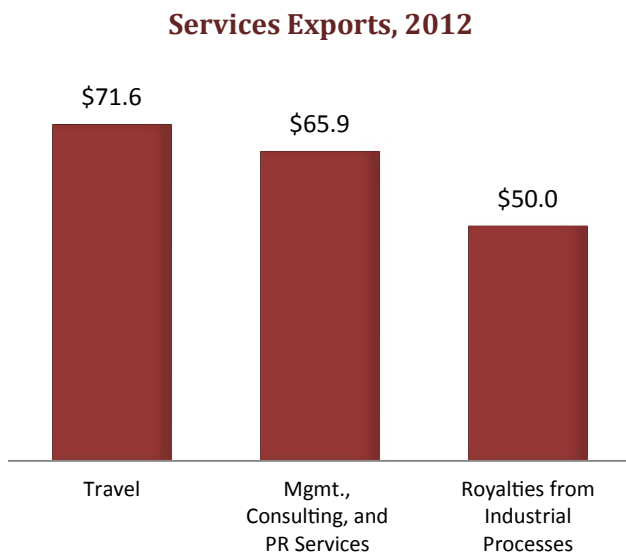
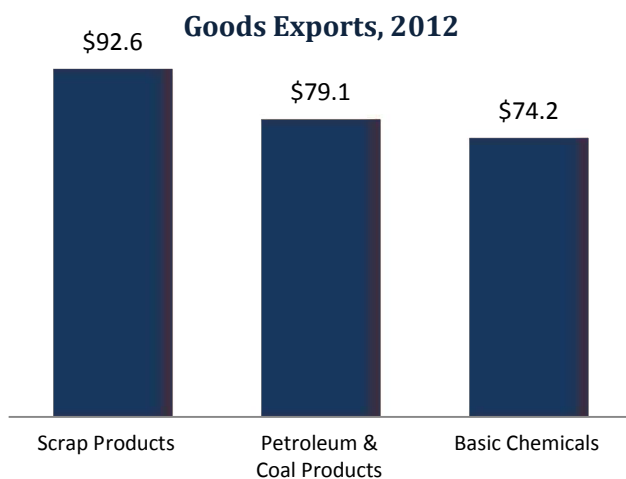
New Jersey's 5th District and TTIP

New Jersey's 5th District already has a strong trade relationship with the European Union, and a successful conclusion of the **Transatlantic Trade and Investment Partnership (TTIP)** would contribute significantly to the district's future economic growth.

The EU purchased an estimated \$856 million worth of goods (24 percent of goods exports) and \$387 million worth of services (31 percent of services exports) from New Jersey's 5th District in 2012.

Successful implementation of TTIP is estimated to increase New Jersey's 5th District's exports to the EU by 39.9 percent and could boost net employment by up to 1,820 jobs.

Current District Exports to European Union (\$ million)



Estimated Impacts of Full TTIP Implementation on Key Sectors

Top Sectors by Export Increase

Motor Vehicles	+\$235 million
Chemicals	+\$179 million
Metals and Metal Products	+\$79 million

Estimated Job Growth in Key Sectors

Business services	+330 jobs
Personal services	+250 jobs
Construction	+105 jobs

BOTTOM LINE: Since 2006, New Jersey's 5th District's chemicals exports to the EU have increased by 76 percent. By reducing barriers to trade and investment, TTIP would facilitate future growth, increasing anticipated U.S. chemicals exports by a further 34.2 percent.



New Jersey's 6th District and TTIP

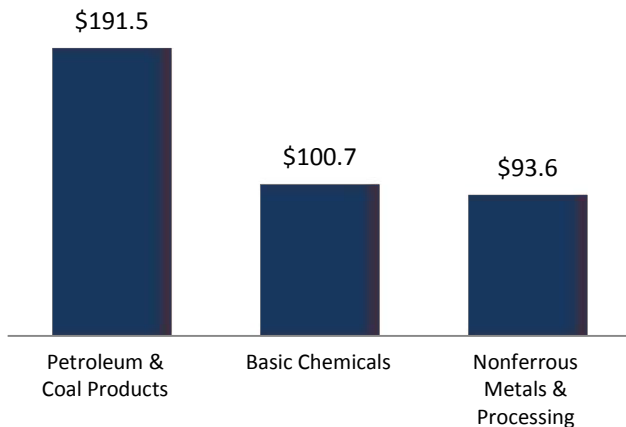
New Jersey's 6th District already has a strong trade relationship with the European Union, and a successful conclusion of the **Transatlantic Trade and Investment Partnership (TTIP)** would contribute significantly to the district's future economic growth.

The EU purchased an estimated \$784 million worth of goods (24 percent of goods exports) and \$482 million worth of services (32 percent of services exports) from New Jersey's 6th District in 2012.

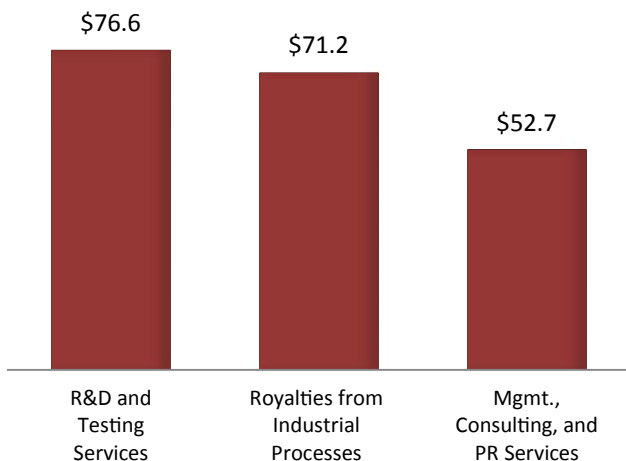
Successful implementation of TTIP is estimated to increase New Jersey's 6th District's exports to the EU by 32 percent and could boost net employment by up to 1,880 jobs.

Current District Exports to European Union (\$ million)

Goods Exports, 2012



Services Exports, 2012



Estimated Impacts of Full TTIP Implementation on Key Sectors

Top Sectors by Export Increase

Chemicals	+\$207 million
Metals and Metal Products	+\$126 million
Motor Vehicles	+\$109 million

Estimated Job Growth in Key Sectors

Business services	+415 jobs
Personal services	+220 jobs
Construction	+80 jobs

BOTTOM LINE: Since 2006, New Jersey's 6th District's soaps, cleaning agents and toiletries exports to the EU have increased by 47 percent. By reducing barriers to trade and investment, TTIP would facilitate future growth, increasing anticipated U.S. chemicals exports by a further 34.2 percent.



New Jersey's 7th District and TTIP

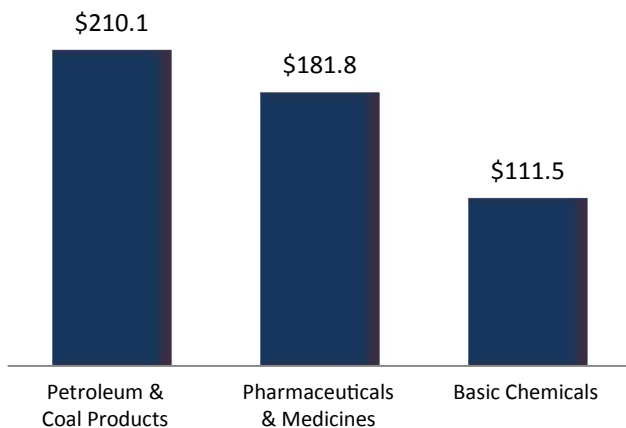
New Jersey's 7th District already has a strong trade relationship with the European Union, and a successful conclusion of the **Transatlantic Trade and Investment Partnership (TTIP)** would contribute significantly to the district's future economic growth.

The EU purchased an estimated \$1.2 billion worth of goods (24 percent of goods exports) and \$737 million worth of services (35 percent of services exports) from New Jersey's 7th District in 2012.

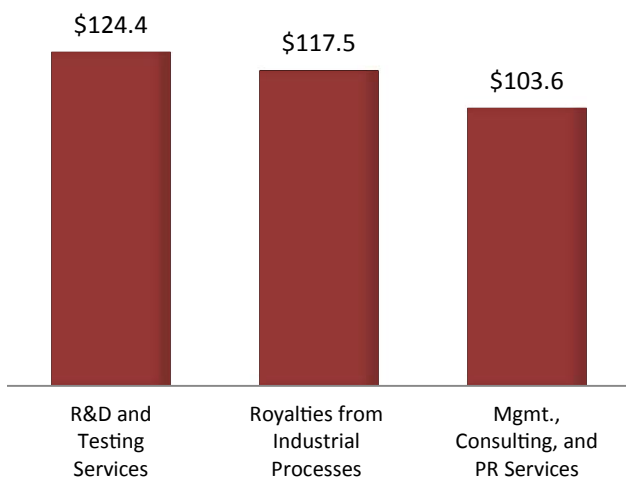
Successful implementation of TTIP is estimated to increase New Jersey's 7th District's exports to the EU by 36 percent and could boost net employment by up to 2,305 jobs.

Current District Exports to European Union (\$ million)

Goods Exports, 2012



Services Exports, 2012



Estimated Impacts of Full TTIP Implementation on Key Sectors

Top Sectors by Export Increase

Chemicals	+\$300 million
Motor Vehicles	+\$245 million
Metals and Metal Products	+\$149 million

Estimated Job Growth in Key Sectors

Business services	+475 jobs
Personal services	+245 jobs
Construction	+125 jobs

BOTTOM LINE: Since 2006, New Jersey's 7th District's navigational and measuring equipment exports to the EU have increased by 48 percent. By reducing barriers to trade and investment, TTIP would facilitate future growth, increasing anticipated U.S. electrical equipment exports by a further 44.1 percent.



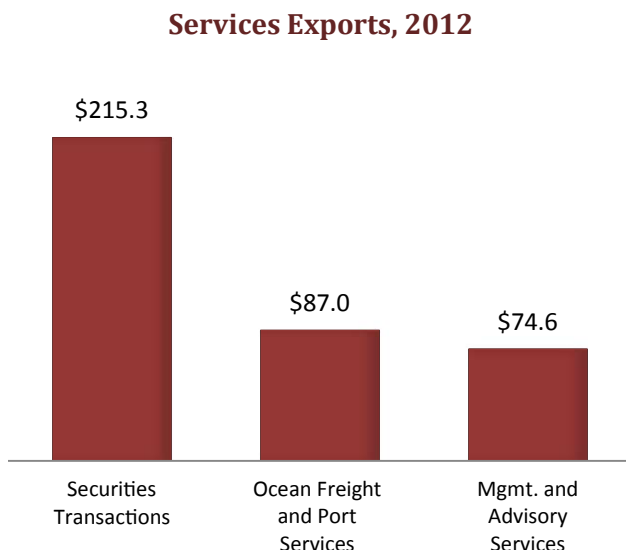
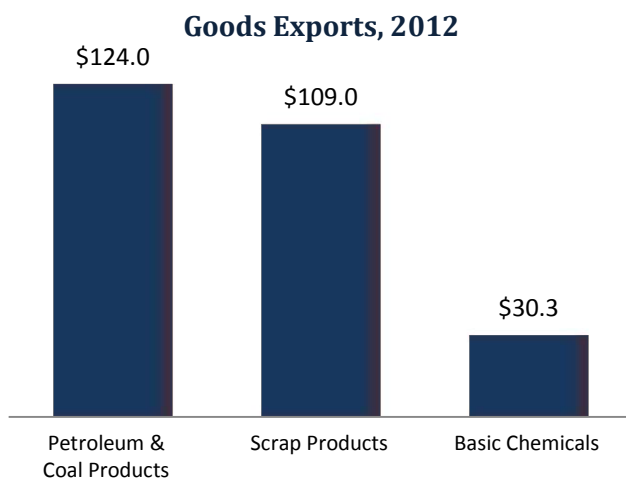
New Jersey's 8th District and TTIP

New Jersey's 8th District already has a strong trade relationship with the European Union, and a successful conclusion of the **Transatlantic Trade and Investment Partnership (TTIP)** would contribute significantly to the district's future economic growth.

The EU purchased an estimated \$492 million worth of goods (25 percent of goods exports) and \$706 million worth of services (33 percent of services exports) from New Jersey's 8th District in 2012.

Successful implementation of TTIP is estimated to increase New Jersey's 8th District's exports to the EU by 20.8 percent and could boost net employment by up to 1,500 jobs.

Current District Exports to European Union (\$ million)



Estimated Impacts of Full TTIP Implementation on Key Sectors

Top Sectors by Export Increase

Motor Vehicles	+\$138 million
Chemicals	+\$61 million
Other Manufactures	+\$33 million

Estimated Job Growth in Key Sectors

Business services	+240 jobs
Personal services	+190 jobs
Finance	+110 jobs

BOTTOM LINE: Since 2006, New Jersey's 8th District's apparel exports to the EU have increased by 116 percent. By reducing barriers to trade and investment, TTIP would facilitate future growth, increasing anticipated exports of U.S. manufactures like apparel by a further 16.7 percent.



New Jersey's 9th District and TTIP

New Jersey's 9th District already has a strong trade relationship with the European Union, and a successful conclusion of the **Transatlantic Trade and Investment Partnership (TTIP)** would contribute significantly to the District's future economic growth.

The EU purchased an estimated \$810 million worth of goods (25 percent of goods exports) and \$364 million worth of services (33 percent of services exports) from New Jersey's 9th District in 2012.

Successful implementation of TTIP is estimated to increase New Jersey's 9th District's exports to the EU by 31.7 percent and could boost net employment by up to 1,645 jobs.

2012 District Exports to European Union (\$ million)



Estimated Impacts of Full TTIP Implementation on Key District Sectors

Top Sectors by Export Increase

Chemicals	+\$123 million
Metals and Metal Products	+\$84 million
Motor Vehicles	+\$55 million

Estimated Job Growth in Key Sectors

Business services	+285 jobs
Personal services	+240 jobs
Construction	+70 jobs

BOTTOM LINE: Since 2006, the 9th District's soap, cleaning agent and toiletries exports to the EU have increased by 36 percent. By reducing barriers to trade and investment, TTIP would facilitate future growth, increasing anticipated chemical product exports by a further 34 percent.



New Jersey's 10th District and TTIP

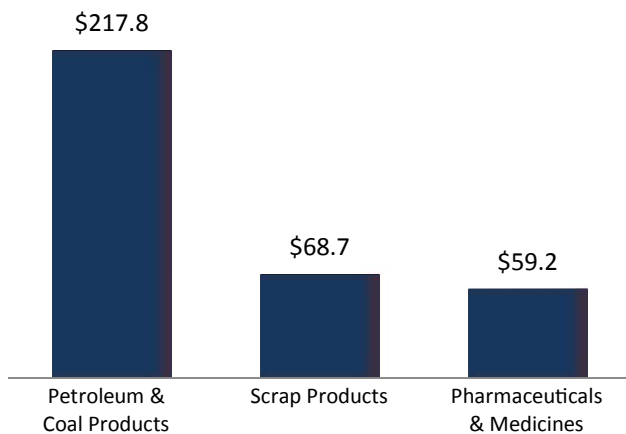
New Jersey's 10th District already has a strong trade relationship with the European Union, and a successful conclusion of the **Transatlantic Trade and Investment Partnership (TTIP)** would contribute significantly to the district's future economic growth.

The EU purchased an estimated \$594 million worth of goods (25 percent of goods exports) and \$877 million worth of services (31 percent of services exports) from New Jersey's 10th District in 2012.

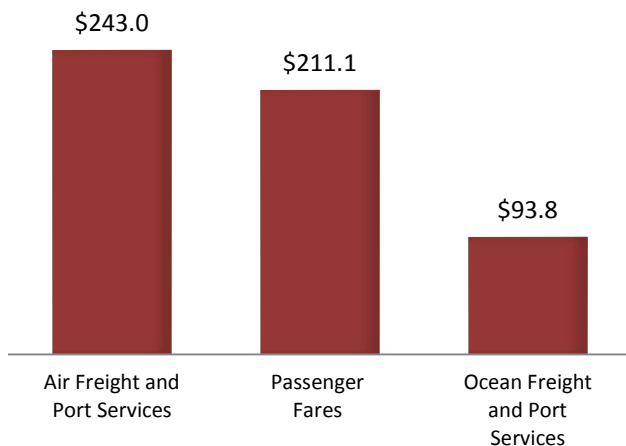
Successful implementation of TTIP is estimated to increase New Jersey's 10th District's exports to the EU by 24.1 percent and could boost net employment by up to 1,480 jobs.

Current District Exports to European Union (\$ million)

Goods Exports, 2012



Services Exports, 2012



Estimated Impacts of Full TTIP Implementation on Key Sectors

Top Sectors by Export Increase

Motor Vehicles	+\$126 million
Chemicals	+\$83 million
Metals and Metal Products	+\$51 million

Estimated Job Growth in Key Sectors

Business services	+255 jobs
Personal services	+175 jobs
Construction	+50 jobs

BOTTOM LINE: Since 2006, New Jersey's 10th District's apparel exports to the EU have increased by 248 percent. By reducing barriers to trade and investment, TTIP would facilitate future growth, increasing anticipated exports of U.S. products like apparel by a further 16.7 percent.



New Jersey's 11th District and TTIP

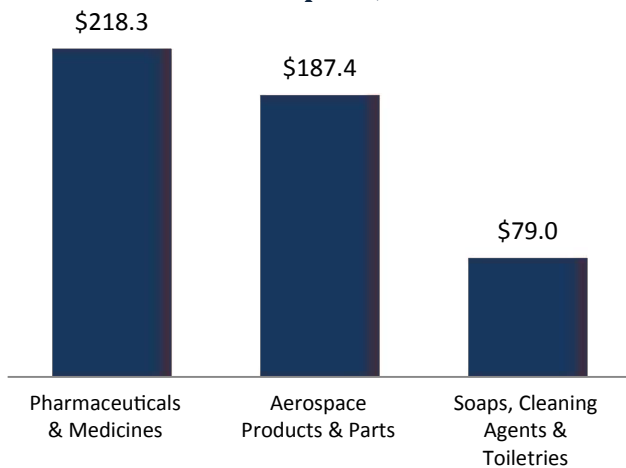
New Jersey's 11th District already has a strong trade relationship with the European Union, and a successful conclusion of the **Transatlantic Trade and Investment Partnership (TTIP)** would contribute significantly to the district's future economic growth.

The EU purchased an estimated \$1.1 billion worth of goods (27 percent of goods exports) and \$988 million worth of services (33 percent of services exports) from New Jersey's 11th District in 2012.

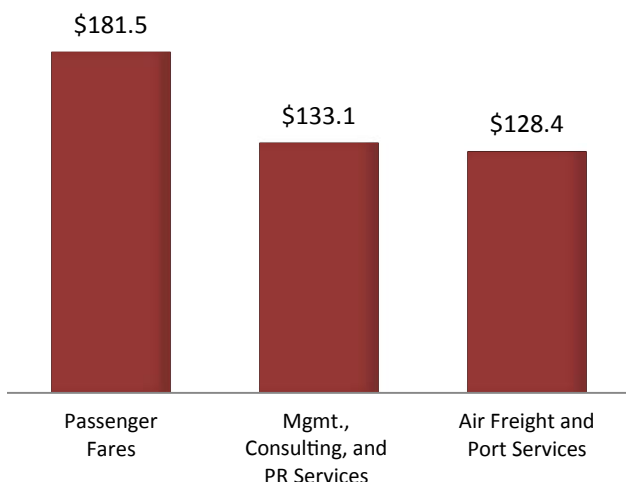
Successful implementation of TTIP is estimated to increase New Jersey's 11th District's exports to the EU by 24.7 percent and could boost net employment by up to 2,440 jobs.

Current District Exports to European Union (\$ million)

Goods Exports, 2012



Services Exports, 2012



Estimated Impacts of Full TTIP Implementation on Key Sectors

Top Sectors by Export Increase

Chemicals	+\$237 million
Metals and Metal Products	+\$85 million
Other Transport Equipment	+\$75 million

Estimated Job Growth in Key Sectors

Business services	+530 jobs
Personal services	+255 jobs
Construction	+125 jobs

BOTTOM LINE: Since 2006, New Jersey's 11th District's pharmaceuticals exports to the EU have increased by 57 percent. By reducing barriers to trade and investment, TTIP would facilitate future growth, increasing anticipated U.S. chemicals exports by a further 34.2 percent.



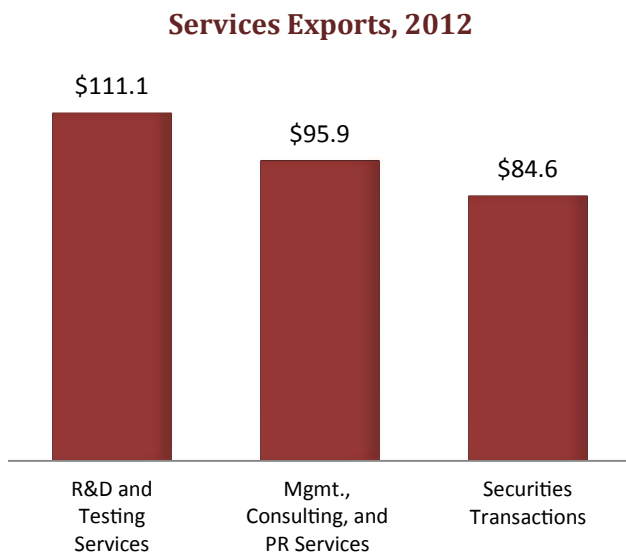
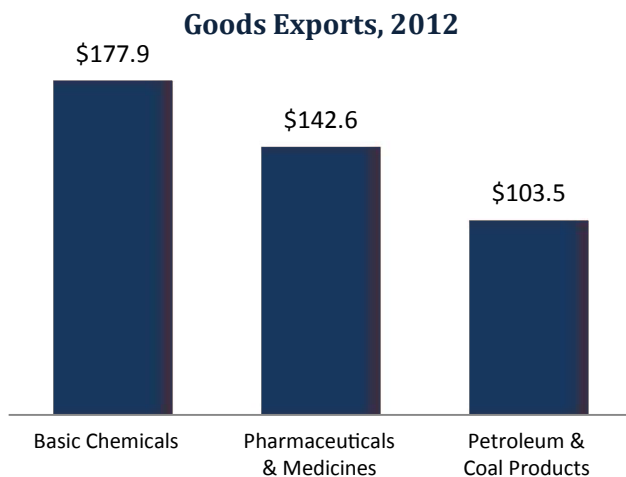
New Jersey's 12th District and TTIP

New Jersey's 12th District already has a strong trade relationship with the European Union, and a successful conclusion of the **Transatlantic Trade and Investment Partnership (TTIP)** would contribute significantly to the district's future economic growth.

The EU purchased an estimated \$812 million worth of goods (25 percent of goods exports) and \$703 million worth of services (35 percent of services exports) from New Jersey's 12th District in 2012.

Successful implementation of TTIP is estimated to increase New Jersey's 12th District's exports to the EU by 32.4 percent and could boost net employment by up to 2,070 jobs.

Current District Exports to European Union (\$ million)



Estimated Impacts of Full TTIP Implementation on Key Sectors

Top Sectors by Export Increase

Chemicals	+\$283 million
Motor Vehicles	+\$194 million
Metals and Metal Products	+\$83 million

Estimated Job Growth in Key Sectors

Business services	+460 jobs
Personal services	+210 jobs
Construction	+85 jobs

BOTTOM LINE: Since 2006, New Jersey's 12th District's chemicals exports to the EU have increased by 67 percent. By reducing barriers to trade and investment, TTIP would facilitate future growth, increasing anticipated U.S. chemicals exports by a further 34.2 percent.



New Mexico's 1st District and TTIP

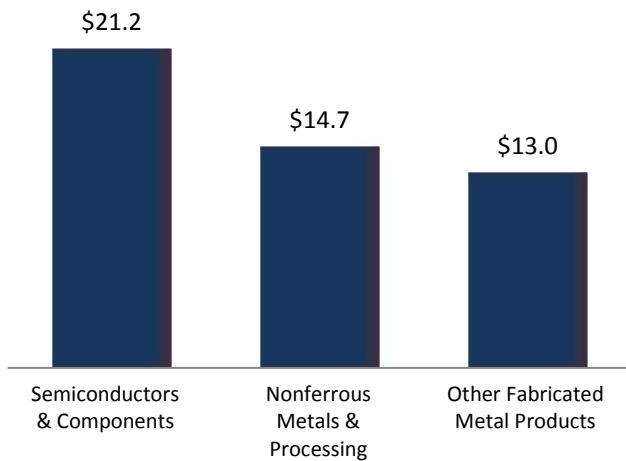
New Mexico's 1st District already has a strong trade relationship with the European Union, and a successful conclusion of the **Transatlantic Trade and Investment Partnership (TTIP)** would contribute significantly to the district's future economic growth.

The EU purchased an estimated \$116 million worth of goods (8 percent of goods exports) and \$422 million worth of services (33 percent of services exports) from New Mexico's 1st District in 2012.

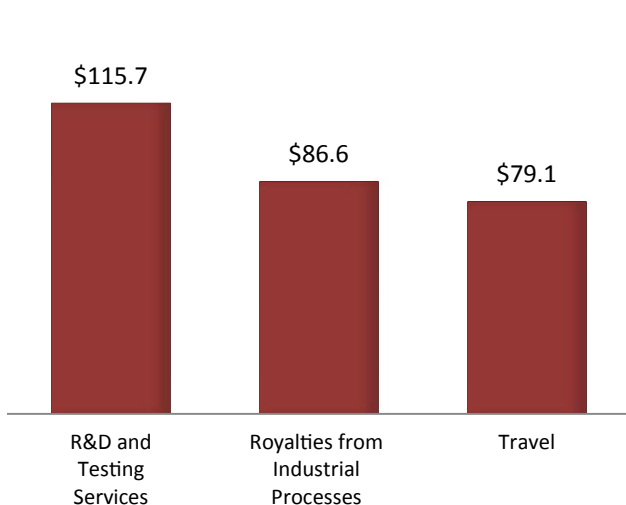
Successful implementation of TTIP is estimated to increase New Mexico's 1st District's exports to the EU by 23.1 percent and could boost net employment by up to 1,925 jobs.

Current District Exports to European Union (\$ million)

Goods Exports, 2012



Services Exports, 2012



Estimated Impacts of Full TTIP Implementation on Key Sectors

Top Sectors by Export Increase

Metals and Metal Products	+\$46 million
Electrical Machinery	+\$13 million
Chemicals	+\$10 million

Estimated Job Growth in Key Sectors

Business services	+285 jobs
Personal services	+240 jobs
Construction	+170 jobs

BOTTOM LINE: Since 2006, New Mexico's 1st District's nonferrous metals and products exports to the EU have increased 14-fold. By reducing barriers to trade and investment, TTIP would facilitate future growth, increasing anticipated U.S. metals and metal products exports by a further 88.1 percent.



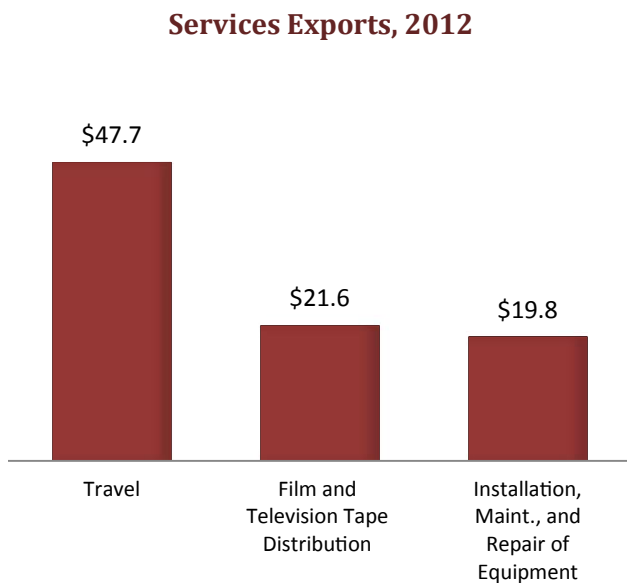
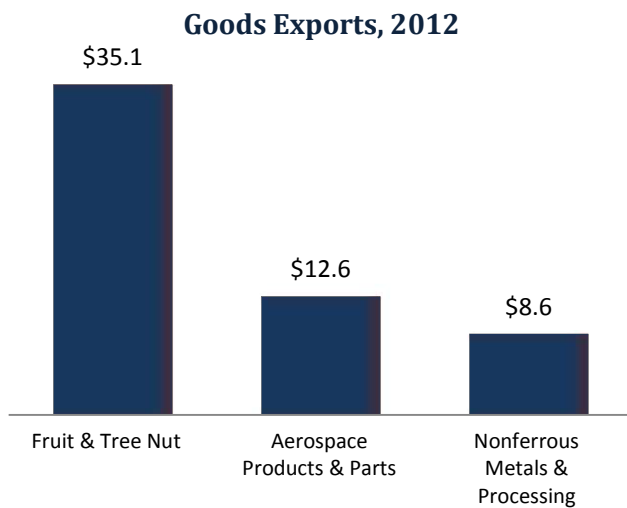
New Mexico's 2nd District and TTIP

New Mexico's 2nd District already has a strong trade relationship with the European Union, and a successful conclusion of the **Transatlantic Trade and Investment Partnership (TTIP)** would contribute significantly to the district's future economic growth.

The EU purchased an estimated \$97 million worth of goods (14 percent of goods exports) and \$172 million worth of services (27 percent of services exports) from New Mexico's 2nd District in 2012.

Successful implementation of TTIP is estimated to increase New Mexico's 2nd District's exports to the EU by 20.8 percent and could boost net employment by up to 1,275 jobs.

Current District Exports to European Union (\$ million)



Estimated Impacts of Full TTIP Implementation on Key Sectors

Top Sectors by Export Increase

Motor Vehicles	+\$26 million
Metals and Metal Products	+\$13 million
Agr Forestry Fisheries	+\$7 million

Estimated Job Growth in Key Sectors

Business services	+170 jobs
Personal services	+165 jobs
Construction	+110 jobs

BOTTOM LINE: Since 2006, New Mexico's 2nd District's nonferrous metals and products exports to the EU have increased nearly 50-fold. By reducing barriers to trade and investment, TTIP would facilitate future growth, increasing anticipated U.S. metals and metal products exports by a further 88.1 percent.



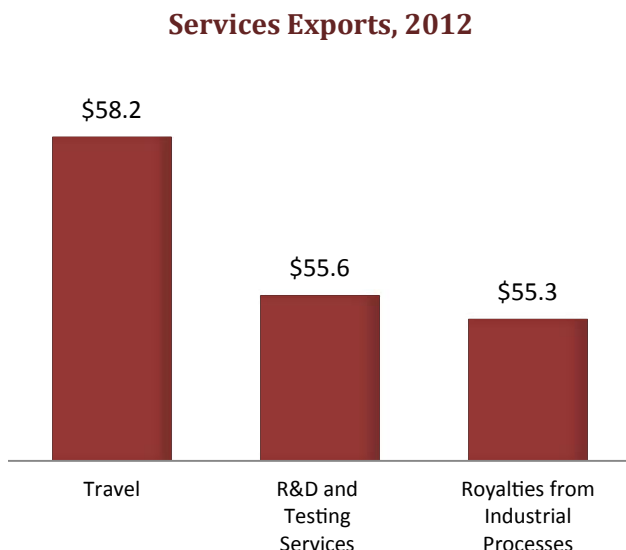
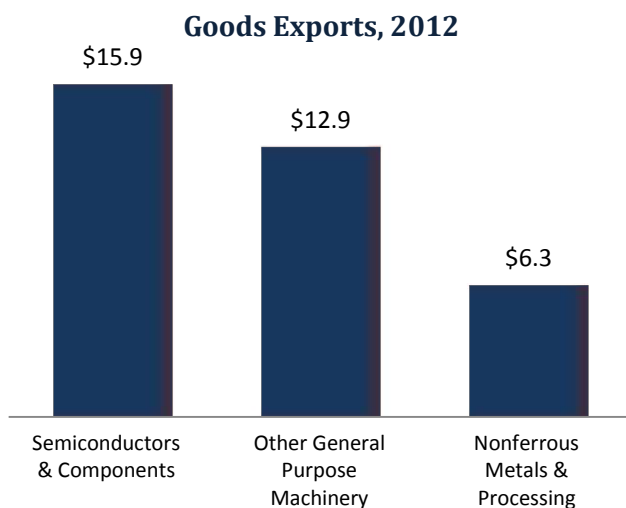
New Mexico's 3rd District and TTIP

New Mexico's 3rd District already has a strong trade relationship with the European Union, and a successful conclusion of the **Transatlantic Trade and Investment Partnership (TTIP)** would contribute significantly to the district's future economic growth.

The EU purchased an estimated \$91 million worth of goods (8 percent of goods exports) and \$262 million worth of services (32 percent of services exports) from New Mexico's 3rd District in 2012.

Successful implementation of TTIP is estimated to increase New Mexico's 3rd District's exports to the EU by 20.1 percent and could boost net employment by up to 1,335 jobs.

Current District Exports to European Union (\$ million)



Estimated Impacts of Full TTIP Implementation on Key Sectors

Top Sectors by Export Increase

Motor Vehicles	+\$17 million
Metals and Metal Products	+\$13 million
Electrical Machinery	+\$9 million

Estimated Job Growth in Key Sectors

Personal services	+200 jobs
Business services	+185 jobs
Construction	+120 jobs

BOTTOM LINE: Since 2006, New Mexico's 3rd District's general purpose machinery exports to the EU have increased by 381 percent. By reducing barriers to trade and investment, TTIP would facilitate future growth, increasing anticipated U.S. machinery exports by a further 16.7 percent.



New York's 1st District and TTIP

New York's 1st District already has a strong trade relationship with the European Union, and a successful conclusion of the **Transatlantic Trade and Investment Partnership (TTIP)** would contribute significantly to the district's future economic growth.

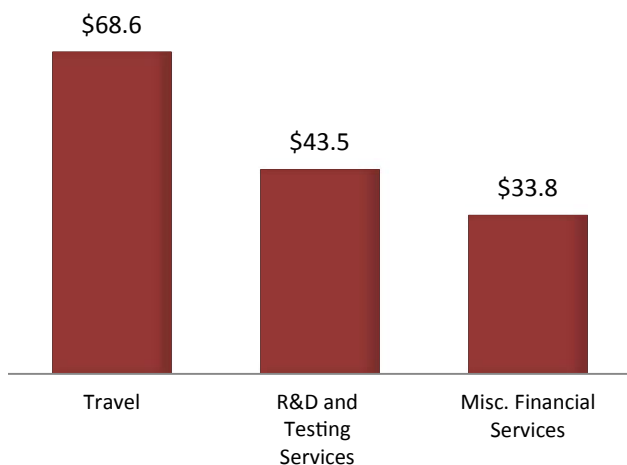
The EU purchased an estimated \$750 million worth of goods (27 percent of goods exports) and \$301 million worth of services (29 percent of services exports) from New York's 1st District in 2012.

Successful implementation of TTIP is estimated to increase New York's 1st District's exports to the EU by 23.1 percent and could boost net employment by up to 1,695 jobs.

Current District Exports to European Union (\$ million)



Services Exports, 2012



Estimated Impacts of Full TTIP Implementation on Key Sectors

Top Sectors by Export Increase

Chemicals	+\$112 million
Other Manufactures	+\$59 million
Electrical Machinery	+\$40 million

Estimated Job Growth in Key Sectors

Business services	+290 jobs
Personal services	+225 jobs
Construction	+155 jobs

BOTTOM LINE: Since 2006, New York's 1st District's pharmaceuticals exports to the EU have increased by 280 percent. By reducing barriers to trade and investment, TTIP would facilitate future growth, increasing anticipated U.S. chemicals exports by a further 34.2 percent.



New York's 2nd District and TTIP

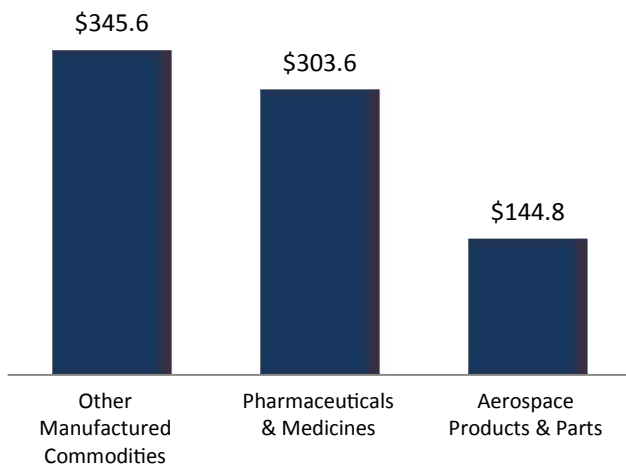
New York's 2nd District already has a strong trade relationship with the European Union, and a successful conclusion of the **Transatlantic Trade and Investment Partnership (TTIP)** would contribute significantly to the district's future economic growth.

The EU purchased an estimated \$1.2 billion worth of goods (28 percent of goods exports) and \$320 million worth of services (32 percent of services exports) from New York's 2nd District in 2012.

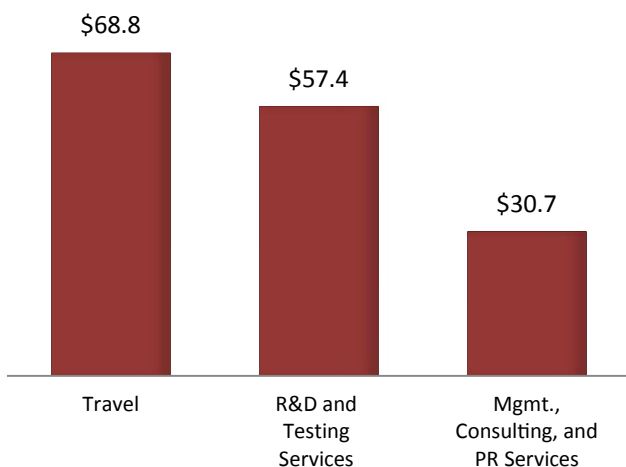
Successful implementation of TTIP is estimated to increase New York's 2nd District's exports to the EU by 25.1 percent and could boost net employment by up to 1,540 jobs.

Current District Exports to European Union (\$ million)

Goods Exports, 2012



Services Exports, 2012



Estimated Impacts of Full TTIP Implementation on Key Sectors

Top Sectors by Export Increase

Chemicals	+\$167 million
Other Manufactures	+\$71 million
Electrical Machinery	+\$62 million

Estimated Job Growth in Key Sectors

Business services	+270 jobs
Personal services	+190 jobs
Construction	+110 jobs

BOTTOM LINE: Since 2006, New York's 2nd District's pharmaceuticals exports to the EU have increased by 278 percent. By reducing barriers to trade and investment, TTIP would facilitate future growth, increasing anticipated U.S. chemicals exports by a further 34.2 percent.



New York's 3rd District and TTIP

New York's 3rd District already has a strong trade relationship with the European Union, and a successful conclusion of the **Transatlantic Trade and Investment Partnership (TTIP)** would contribute significantly to the district's future economic growth.

The EU purchased an estimated \$424 million worth of goods (26 percent of goods exports) and \$488 million worth of services (30 percent of services exports) from New York's 3rd District in 2012.

Successful implementation of TTIP is estimated to increase New York's 3rd District's exports to the EU by 18.2 percent and could boost net employment by up to 2,130 jobs.

Current District Exports to European Union (\$ million)



Estimated Impacts of Full TTIP Implementation on Key Sectors

Top Sectors by Export Increase

Chemicals	+\$47 million
Other Transport Equipment	+\$38 million
Other Manufactures	+\$22 million

Estimated Job Growth in Key Sectors

Business services	+360 jobs
Personal services	+250 jobs
Construction	+195 jobs

BOTTOM LINE: Since 2006, New York's 3rd District's pharmaceuticals exports to the EU have increased by 256 percent. By reducing barriers to trade and investment, TTIP would facilitate future growth, increasing anticipated U.S. chemicals exports by a further 34.2 percent.



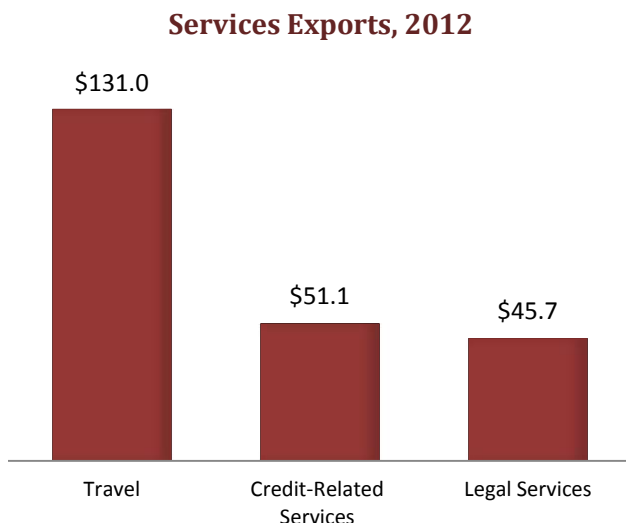
New York's 4th District and TTIP

New York's 4th District already has a strong trade relationship with the European Union, and a successful conclusion of the **Transatlantic Trade and Investment Partnership (TTIP)** would contribute significantly to the district's future economic growth.

The EU purchased an estimated \$201 million worth of goods (23 percent of goods exports) and \$443 million worth of services (29 percent of services exports) from New York's 4th District in 2012.

Successful implementation of TTIP is estimated to increase New York's 4th District's exports to the EU by 14.9 percent and could boost net employment by up to 1,830 jobs.

Current District Exports to European Union (\$ million)



Estimated Impacts of Full TTIP Implementation on Key Sectors

Top Sectors by Export Increase

Other Transport Equipment	+\$36 million
Other Machinery	+\$15 million
Chemicals	+\$12 million

Estimated Job Growth in Key Sectors

Business services	+295 jobs
Personal services	+245 jobs
Construction	+115 jobs

BOTTOM LINE: Since 2006, New York's 4th District's pharmaceutical exports to the EU have increased by 159 percent. By reducing barriers to trade and investment, TTIP would facilitate future growth, increasing anticipated U.S. chemicals exports by a further 34.2 percent.



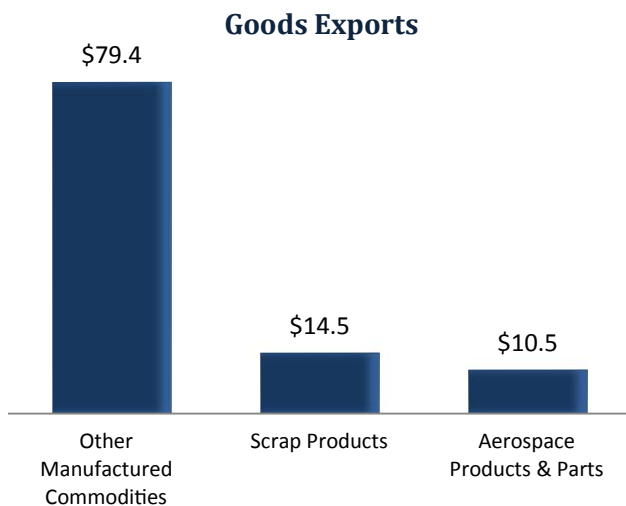
New York's 5th District and TTIP

New York's 5th District already has a strong trade relationship with the European Union, and a successful conclusion of the **Transatlantic Trade and Investment Partnership (TTIP)** would contribute significantly to the District's future economic growth.

The EU purchased an estimated \$137 million worth of goods (22 percent of goods exports) and \$639 million worth of services (30 percent of services exports) from New York's 5th District in 2012.

Successful implementation of TTIP is estimated to increase New York's 5th District's exports to the EU by 12.4 percent and could boost net employment by up to 890 jobs.

2012 District Exports to European Union (\$ million)



Estimated Impacts of Full TTIP Implementation on Key District Sectors

Top Sectors by Export Increase

Other Manufactures	+\$16 million
Chemicals	+\$8.8 million
Other Transport Equipment	+\$4.3 million

Estimated Job Growth in Key Sectors

Personal services	+105 jobs
Business services	+90 jobs
Construction	+90 jobs

BOTTOM LINE: Since 2006, the 5th District's exports of air freight and port services to the EU have increased by 42 percent. By reducing barriers to trade and investment, TTIP would facilitate future growth, increasing anticipated air transport exports by a further 2 percent.



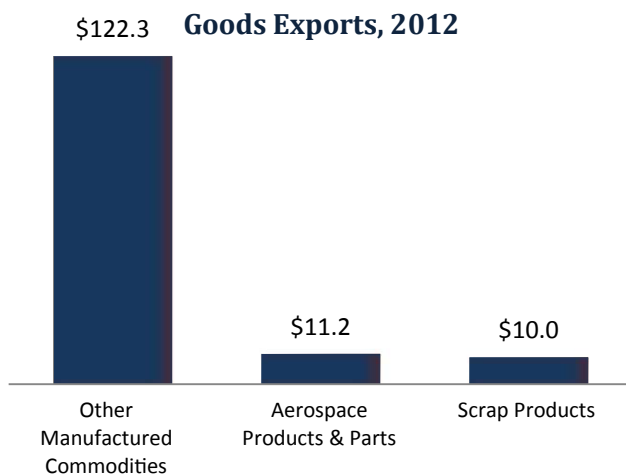
New York's 6th District and TTIP

New York's 6th District already has a strong trade relationship with the European Union, and a successful conclusion of the **Transatlantic Trade and Investment Partnership (TTIP)** would contribute significantly to the district's future economic growth.

The EU purchased an estimated \$181 million worth of goods (23 percent of goods exports) and \$286 million worth of services (28 percent of services exports) from New York's 6th District in 2012.

Successful implementation of TTIP is estimated to increase New York's 6th District's exports to the EU by 13.5 percent and could boost net employment by up to 1,155 jobs.

Current District Exports to European Union (\$ million)



Estimated Impacts of Full TTIP Implementation on Key Sectors

Top Sectors by Export Increase

Other Manufactures	+\$25 million
Chemicals	+\$9 million
Other Transport Equipment	+\$5 million

Estimated Job Growth in Key Sectors

Personal services	+140 jobs
Construction	+130 jobs
Business services	+130 jobs

BOTTOM LINE: Since 2006, New York's 6th District's food products exports to the EU have increased by 244 percent. By reducing barriers to trade and investment, TTIP would facilitate future growth, increasing anticipated U.S. processed foods exports by a further 74.8 percent.



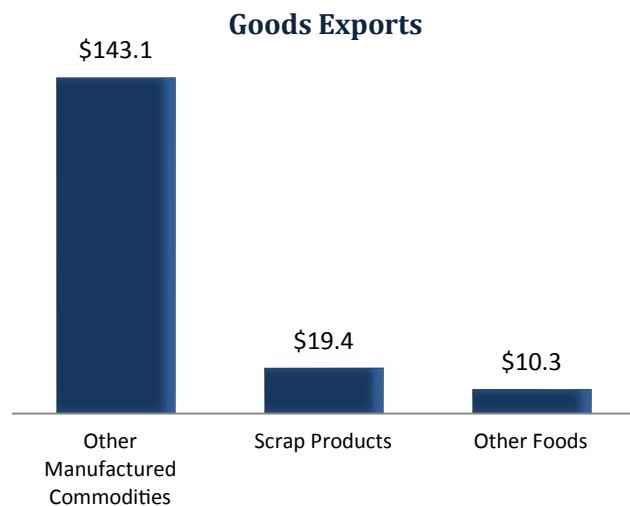
New York's 7th District and TTIP

New York's 7th District already has a strong trade relationship with the European Union, and a successful conclusion of the **Transatlantic Trade and Investment Partnership (TTIP)** would contribute significantly to the District's future economic growth.

The EU purchased an estimated \$220 million worth of goods (21 percent of goods exports) and \$344 million worth of services (32 percent of services exports) from New York's 7th District in 2012.

Successful implementation of TTIP is estimated to increase New York's 7th District's exports to the EU by 14 percent and could boost net employment by up to 1,235 jobs.

2012 District Exports to European Union (\$ million)



Estimated Impacts of Full TTIP Implementation on Key District Sectors

Top Sectors by Export Increase

Other Manufactures	+\$29 million
Chemicals	+\$15 million
Processed Foods	+\$10 million

Estimated Job Growth in Key Sectors

Personal services	+185 jobs
Business services	+165 jobs
Construction	+75 jobs

BOTTOM LINE: Since 2006, the 7th District's exports of other manufactured goods (e.g., jewelry, diamonds) to the EU have increased by 19 percent. By reducing barriers to trade and investment, TTIP would facilitate future growth, increasing these manufactured goods exports by a further 17 percent.



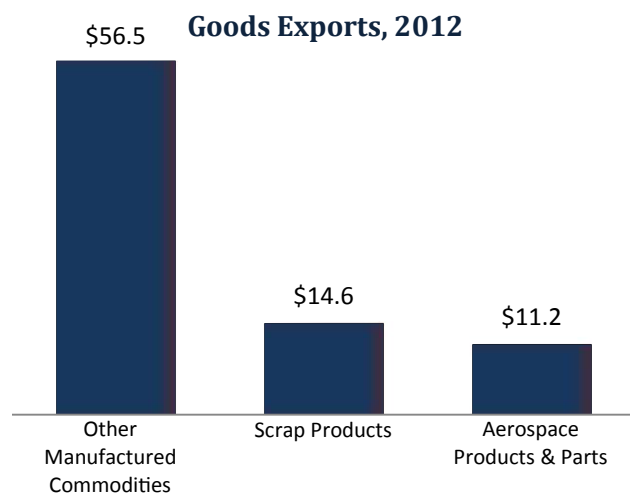
New York's 8th District and TTIP

New York's 8th District already has a strong trade relationship with the European Union, and a successful conclusion of the **Transatlantic Trade and Investment Partnership (TTIP)** would contribute significantly to the district's future economic growth.

The EU purchased an estimated \$106 million worth of goods (21 percent of goods exports) and \$104 million worth of services (24 percent of services exports) from New York's 8th District in 2012.

Successful implementation of TTIP is estimated to increase New York's 8th District's exports to the EU by 15.6 percent and could boost net employment by up to 675 jobs.

Current District Exports to European Union (\$ million)



Estimated Impacts of Full TTIP Implementation on Key Sectors

Top Sectors by Export Increase

Other Manufactures	+\$12 million
Chemicals	+\$8 million
Other Transport Equipment	+\$5 million

Estimated Job Growth in Key Sectors

Business services	+90 jobs
Personal services	+80 jobs
Construction	+50 jobs

BOTTOM LINE: Since 2006, New York's 8th District's food products exports to the EU have increased by 111 percent. By reducing barriers to trade and investment, TTIP would facilitate future growth, increasing anticipated U.S. processed food exports by a further 74.8 percent.



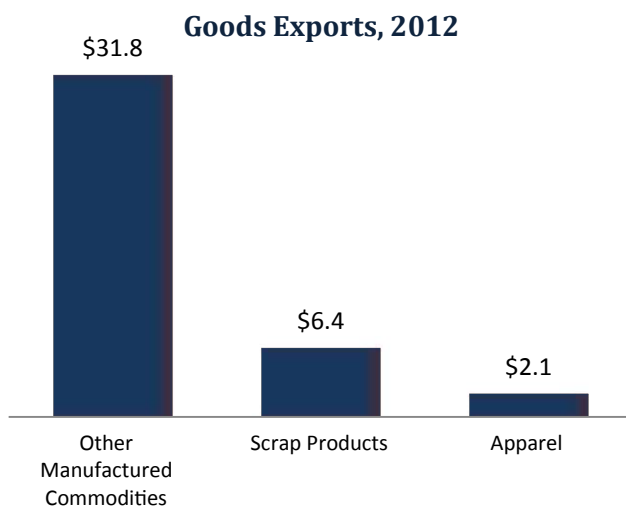
New York's 9th District and TTIP

New York's 9th District already has a strong trade relationship with the European Union, and a successful conclusion of the **Transatlantic Trade and Investment Partnership (TTIP)** would contribute significantly to the district's future economic growth.

The EU purchased an estimated \$55 million worth of goods (20 percent of goods exports) and \$95 million worth of services (31 percent of services exports) from New York's 9th District in 2012.

Successful implementation of TTIP is estimated to increase New York's 9th District's exports to the EU by 15.8 percent and could boost net employment by up to 675 jobs.

Current District Exports to European Union (\$ million)



Estimated Impacts of Full TTIP Implementation on Key Sectors

Top Sectors by Export Increase

Other Manufactures	+\$7 million
Chemicals	+\$5 million
Processed Foods	+\$3 million

Estimated Job Growth in Key Sectors

Business services	+85 jobs
Personal services	+80 jobs
Construction	+50 jobs

BOTTOM LINE: Since 2006, New York's 9th District's food products exports to the EU have increased by 91 percent. By reducing barriers to trade and investment, TTIP would facilitate future growth, increasing anticipated U.S. processed foods exports by a further 74.8 percent.



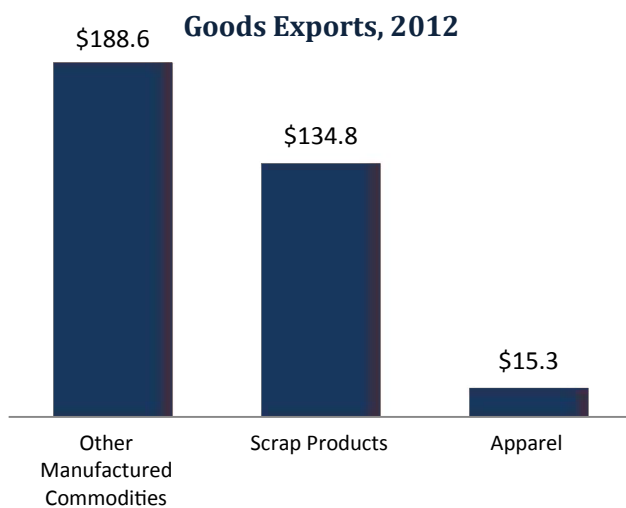
New York's 10th District and TTIP

New York's 10th District already has a strong trade relationship with the European Union, and a successful conclusion of the **Transatlantic Trade and Investment Partnership (TTIP)** would contribute significantly to the district's future economic growth.

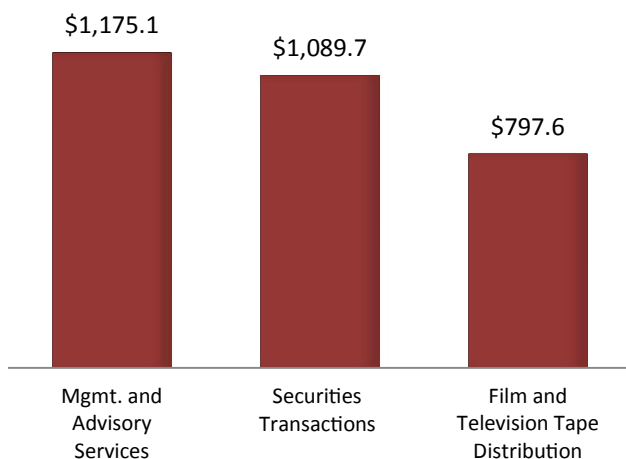
The EU purchased an estimated \$373 million worth of goods (19 percent of goods exports) and \$5.0 billion worth of services (36 percent of services exports) from New York's 10th District in 2012.

Successful implementation of TTIP is estimated to increase New York's 10th District's exports to the EU by 5.5 percent and could boost net employment by up to 5,735 jobs.

Current District Exports to European Union (\$ million)



Services Exports, 2012



Estimated Impacts of Full TTIP Implementation on Key Sectors

Top Sectors by Export Increase

Finance	+\$156 million
Business Services	+\$40 million
Other Manufactures	+\$40 million

Estimated Job Growth in Key Sectors

Business services	+1,305 jobs
Personal services	+750 jobs
Finance	+315 jobs

BOTTOM LINE: Since 2006, New York's 10th District's apparel exports to the EU have increased by 36 percent. By reducing barriers to trade and investment, TTIP would facilitate future growth, increasing anticipated U.S. exports of products like apparel by a further 16.7 percent.



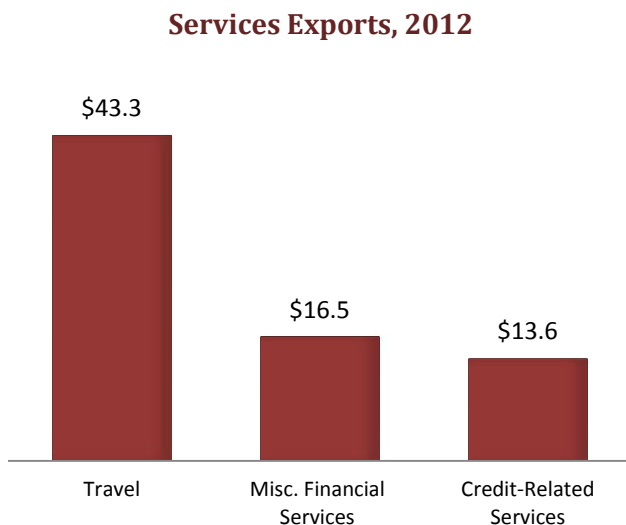
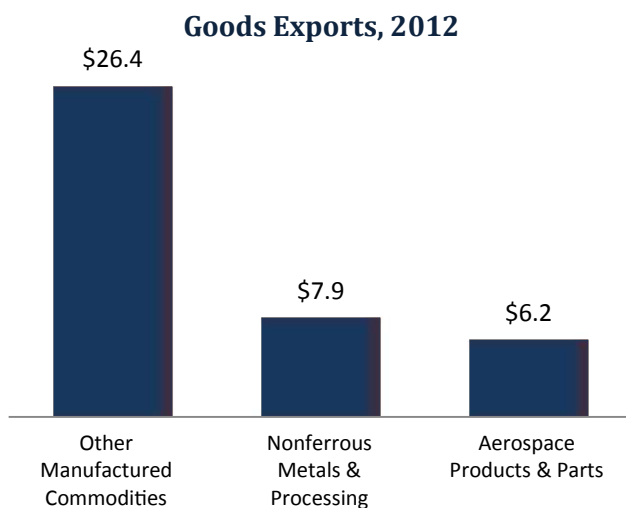
New York's 11th District and TTIP

New York's 11th District already has a strong trade relationship with the European Union, and a successful conclusion of the **Transatlantic Trade and Investment Partnership (TTIP)** would contribute significantly to the district's future economic growth.

The EU purchased an estimated \$59 million worth of goods (17 percent of goods exports) and \$123 million worth of services (29 percent of services exports) from New York's 11th District in 2012.

Successful implementation of TTIP is estimated to increase New York's 11th District's exports to the EU by 19.4 percent and could boost net employment by up to 825 jobs.

Current District Exports to European Union (\$ million)



Estimated Impacts of Full TTIP Implementation on Key Sectors

Top Sectors by Export Increase

Metals and Metal Products	+\$13 million
Other Manufactures	+\$6 million
Chemicals	+\$4 million

Estimated Job Growth in Key Sectors

Personal services	+115 jobs
Business services	+95 jobs
Construction	+80 jobs

BOTTOM LINE: Since 2006, New York's 11th District's communications equipment exports to the EU have increased by 76 percent. By reducing barriers to trade and investment, TTIP would facilitate future growth, increasing anticipated U.S. electrical equipment exports by a further 44.1 percent.



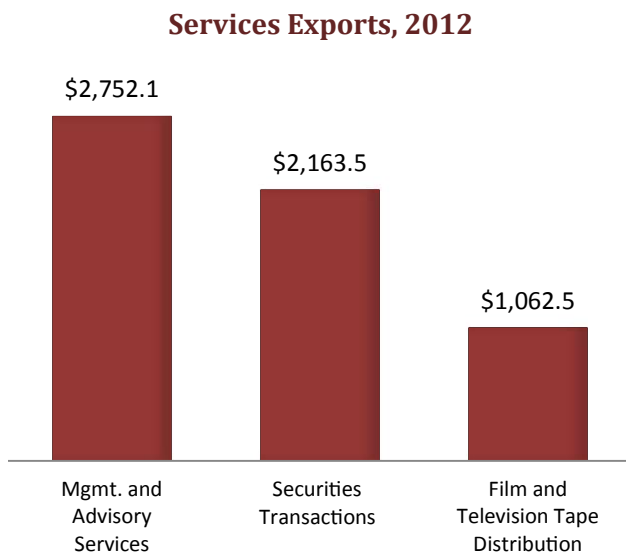
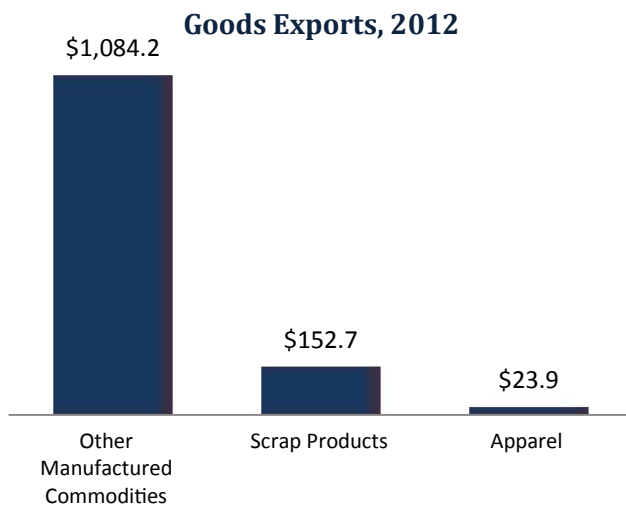
New York's 12th District and TTIP

New York's 12th District already has a strong trade relationship with the European Union, and a successful conclusion of the **Transatlantic Trade and Investment Partnership (TTIP)** would contribute significantly to the district's future economic growth.

The EU purchased an estimated \$1.3 billion worth of goods (22 percent of goods exports) and \$9.4 billion worth of services (38 percent of services exports) from New York's 12th District in 2012.

Successful implementation of TTIP is estimated to increase New York's 12th District's exports to the EU by 6.2 percent and could boost net employment by up to 9,535 jobs.

Current District Exports to European Union (\$ million)



Estimated Impacts of Full TTIP Implementation on Key Sectors

Top Sectors by Export Increase

Finance	+\$335 million
Other Manufactures	+\$210 million
Business Services	+\$68 million

Estimated Job Growth in Key Sectors

Business services	+2,195 jobs
Personal services	+1,040 jobs
Finance	+645 jobs

BOTTOM LINE: Since 2006, New York's 12th District's apparel exports to the EU have increased by 39 percent. By reducing barriers to trade and investment, TTIP would facilitate future growth, increasing anticipated U.S. exports of products like apparel by a further 16.7 percent.



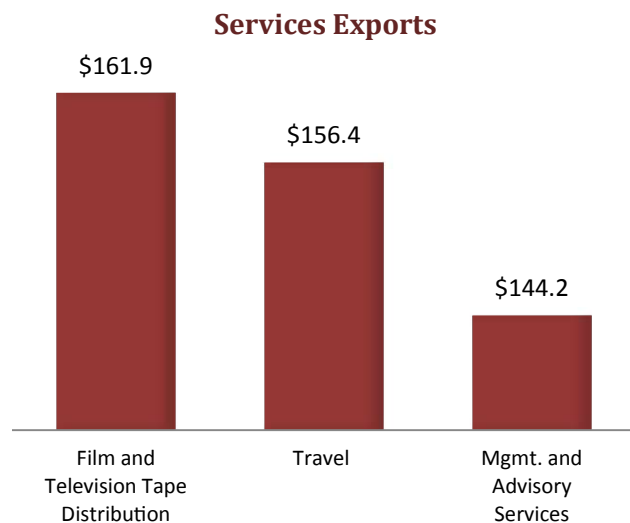
New York's 13th District and TTIP

New York's 13th District already has a strong trade relationship with the European Union, and a successful conclusion of the **Transatlantic Trade and Investment Partnership (TTIP)** would contribute significantly to the District's future economic growth.

The EU purchased an estimated \$107 million worth of goods (23 percent of goods exports) and \$873 million worth of services (35 percent of services exports) from New York's 13th District in 2012.

Successful implementation of TTIP is estimated to increase New York's 13th District's exports to the EU by 6.7 percent and could boost net employment by up to 1,540 jobs.

2012 District Exports to European Union (\$ million)



Estimated Impacts of Full TTIP Implementation on Key District Sectors

Top Sectors by Export Increase

Finance	+\$20 million
Other Manufactures	+\$18 million
Communications	+\$7.7 million

Estimated Job Growth in Key Sectors

Business services	+260 jobs
Personal services	+255 jobs
Finance	+45 jobs

BOTTOM LINE: Since 2006, the 13th District's exports of other manufactured goods (e.g., jewelry, diamonds) to the EU have increased by 27 percent. By reducing barriers to trade and investment, TTIP would facilitate future growth, increasing these manufactured goods exports by a further 17 percent.



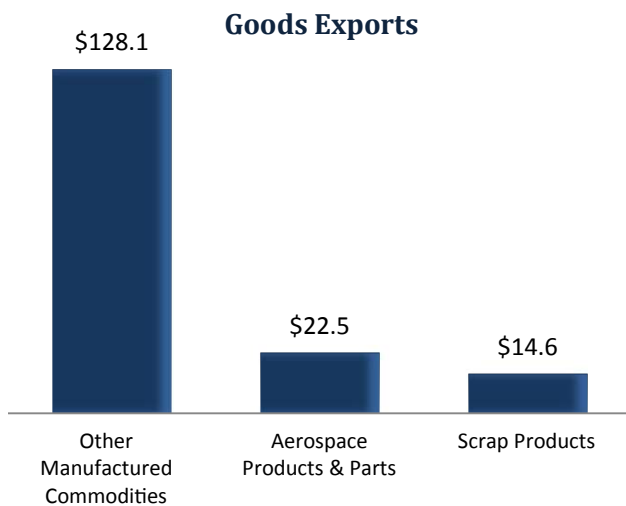
New York's 14th District and TTIP

New York's 14th District already has a strong trade relationship with the European Union, and a successful conclusion of the **Transatlantic Trade and Investment Partnership (TTIP)** would contribute significantly to the District's future economic growth.

The EU purchased an estimated \$213 million worth of goods (23 percent of goods exports) and \$264 million worth of services (28 percent of services exports) from New York's 14th District in 2012.

Successful implementation of TTIP is estimated to increase New York's 14th District's exports to the EU by 15 percent and could boost net employment by up to 1,010 jobs.

2012 District Exports to European Union (\$ million)



Estimated Impacts of Full TTIP Implementation on Key District Sectors

Top Sectors by Export Increase

Other Manufactures	+\$26 million
Chemicals	+\$18 million
Other Transport Equipment	+\$9.3 million

Estimated Job Growth in Key Sectors

Personal services	+130 jobs
Business services	+115 jobs
Construction	+100 jobs

BOTTOM LINE: Since 2006, the 14th District's exports of air freight and port services to the EU have increased by 41 percent. By reducing barriers to trade and investment, TTIP would facilitate future growth, increasing anticipated air transport exports by a further 2 percent.



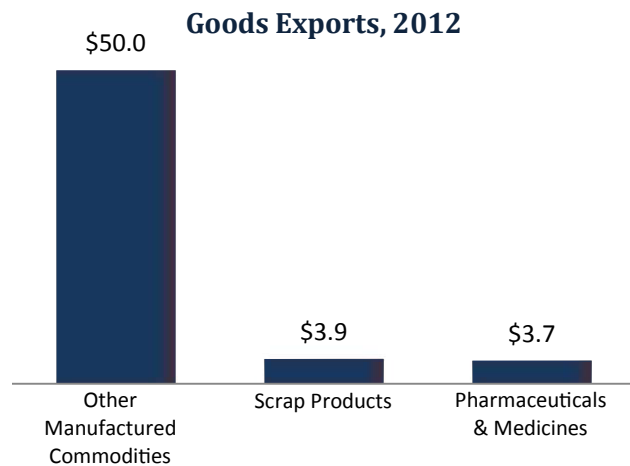
New York's 15th District and TTIP

New York's 15th District already has a strong trade relationship with the European Union, and a successful conclusion of the **Transatlantic Trade and Investment Partnership (TTIP)** would contribute significantly to the district's future economic growth.

The EU purchased an estimated \$73 million worth of goods (21 percent of goods exports) and \$60 million worth of services (23 percent of services exports) from New York's 15th District in 2012.

Successful implementation of TTIP is estimated to increase New York's 15th District's exports to the EU by 17.6 percent and could boost net employment by up to 535 jobs.

Current District Exports to European Union (\$ million)



Estimated Impacts of Full TTIP Implementation on Key Sectors

Top Sectors by Export Increase

Other Manufactures	+\$10 million
Chemicals	+\$7 million
Processed Foods	+\$3 million

Estimated Job Growth in Key Sectors

Personal services	+70 jobs
Business services	+40 jobs
Construction	+35 jobs

BOTTOM LINE: Since 2006, New York's 15th District's pharmaceuticals exports to the EU have increased by 370 percent. By reducing barriers to trade and investment, TTIP would facilitate future growth, increasing anticipated U.S. chemicals exports by a further 34.2 percent.



New York's 16th District and TTIP

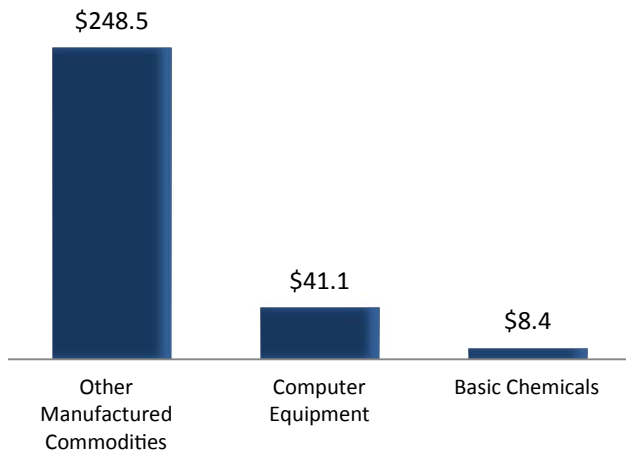
New York's 16th District already has a strong trade relationship with the European Union, and a successful conclusion of the **Transatlantic Trade and Investment Partnership (TTIP)** would contribute significantly to the District's future economic growth.

The EU purchased an estimated \$343 million worth of goods (24 percent of goods exports) and \$242 million worth of services (31 percent of services exports) from New York's 16th District in 2012.

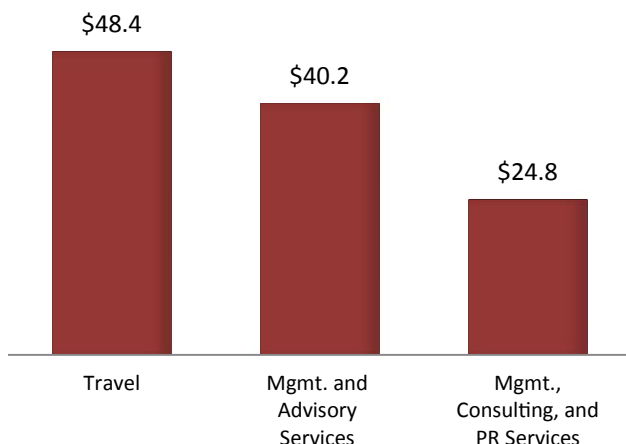
Successful implementation of TTIP is estimated to increase New York's 16th District's exports to the EU by 16.3 percent and could boost net employment by up to 1,250 jobs.

2012 District Exports to European Union (\$ million)

Goods Exports



Services Exports



Estimated Impacts of Full TTIP Implementation on Key District Sectors

Top Sectors by Export Increase

Other Manufactures	+\$48 million
Chemicals	+\$25 million
Electrical Machinery	+\$11 million

Estimated Job Growth in Key Sectors

Business services	+185 jobs
Personal services	+160 jobs
Construction	+100 jobs

BOTTOM LINE: Since 2006, the 16th District's exports of other manufactured goods (e.g., jewelry, diamonds) to the EU have increased by 358 percent. By reducing barriers to trade and investment, TTIP would facilitate future growth, increasing these manufactured goods exports by a further 17 percent.



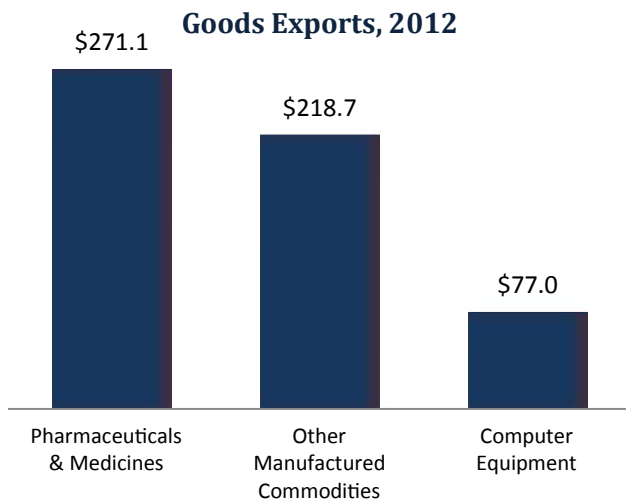
New York's 17th District and TTIP

New York's 17th District already has a strong trade relationship with the European Union, and a successful conclusion of the **Transatlantic Trade and Investment Partnership (TTIP)** would contribute significantly to the district's future economic growth.

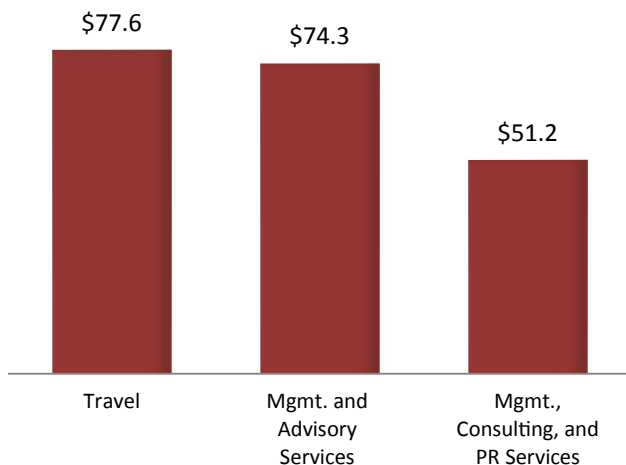
The EU purchased an estimated \$712 million worth of goods (28 percent of goods exports) and \$450 million worth of services (32 percent of services exports) from New York's 17th District in 2012.

Successful implementation of TTIP is estimated to increase New York's 17th District's exports to the EU by 23.6 percent and could boost net employment by up to 1,820 jobs.

Current District Exports to European Union (\$ million)



Services Exports, 2012



Estimated Impacts of Full TTIP Implementation on Key Sectors

Top Sectors by Export Increase

Chemicals	+\$174 million
Metals and Metal Products	+\$46 million
Other Manufactures	+\$44 million

Estimated Job Growth in Key Sectors

Business services	+305 jobs
Personal services	+220 jobs
Construction	+160 jobs

BOTTOM LINE: Since 2006, New York's 17th District's pharmaceuticals exports to the EU have increased by 165 percent. By reducing barriers to trade and investment, TTIP would facilitate future growth, increasing anticipated U.S. chemicals exports by a further 34.2 percent.



New York's 18th District and TTIP

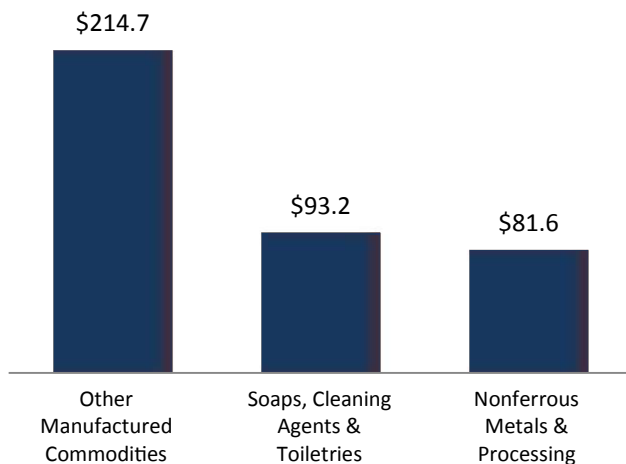
New York's 18th District already has a strong trade relationship with the European Union, and a successful conclusion of the **Transatlantic Trade and Investment Partnership (TTIP)** would contribute significantly to the district's future economic growth.

The EU purchased an estimated \$643 million worth of goods (18 percent of goods exports) and \$231 million worth of services (30 percent of services exports) from New York's 18th District in 2012.

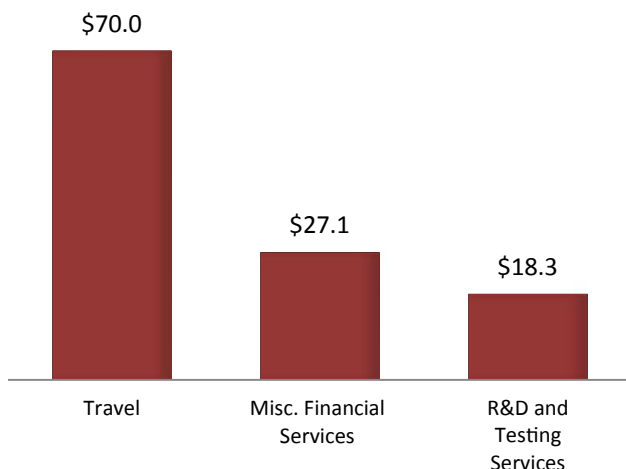
Successful implementation of TTIP is estimated to increase New York's 18th District's exports to the EU by 31.9 percent and could boost net employment by up to 1,310 jobs.

Current District Exports to European Union (\$ million)

Goods Exports, 2012



Services Exports, 2012



Estimated Impacts of Full TTIP Implementation on Key Sectors

Top Sectors by Export Increase

Metals and Metal Products	+\$133 million
Chemicals	+\$128 million
Other Manufactures	+\$48 million

Estimated Job Growth in Key Sectors

Business services	+200 jobs
Personal services	+180 jobs
Construction	+100 jobs

BOTTOM LINE: Since 2006, New York's 18th District's pharmaceuticals exports to the EU have increased by 133 percent. By reducing barriers to trade and investment, TTIP would facilitate future growth, increasing anticipated U.S. chemicals exports by a further 34.2 percent.



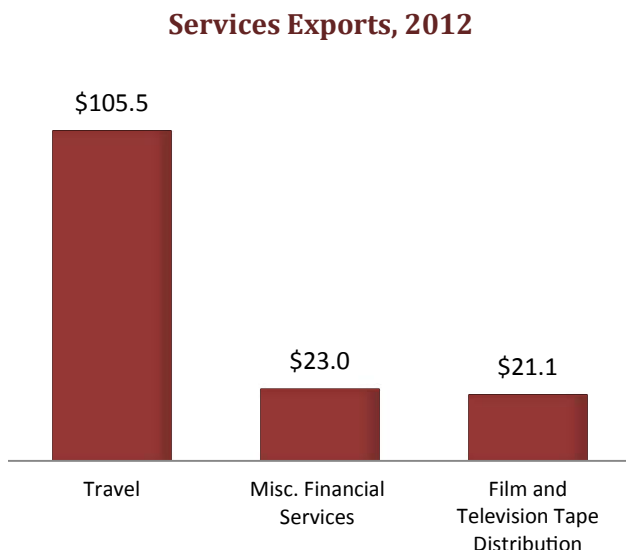
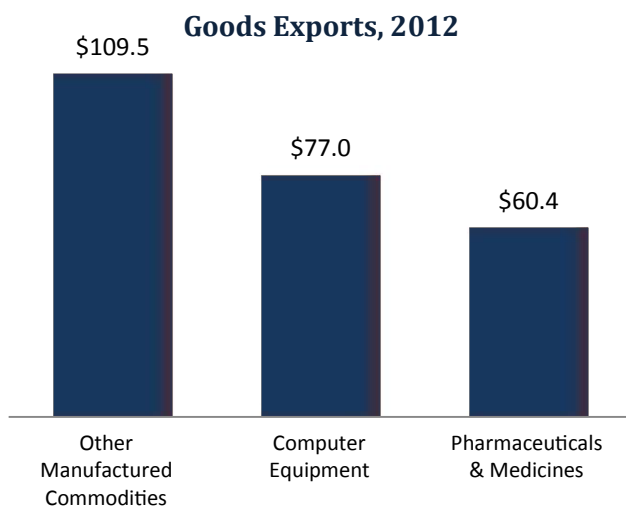
New York's 19th District and TTIP

New York's 19th District already has a strong trade relationship with the European Union, and a successful conclusion of the **Transatlantic Trade and Investment Partnership (TTIP)** would contribute significantly to the district's future economic growth.

The EU purchased an estimated \$478 million worth of goods (22 percent of goods exports) and \$244 million worth of services (29 percent of services exports) from New York's 19th District in 2012.

Successful implementation of TTIP is estimated to increase New York's 19th District's exports to the EU by 30.3 percent and could boost net employment by up to 1,180 jobs.

Current District Exports to European Union (\$ million)



Estimated Impacts of Full TTIP Implementation on Key Sectors

Top Sectors by Export Increase

Motor Vehicles	+\$55 million
Chemicals	+\$53 million
Electrical Machinery	+\$34 million

Estimated Job Growth in Key Sectors

Personal services	+210 jobs
Business services	+120 jobs
Construction	+80 jobs

BOTTOM LINE: Since 2006, New York's 19th District's pharmaceuticals exports to the EU have increased by 217 percent. By reducing barriers to trade and investment, TTIP would facilitate future growth, increasing anticipated U.S. chemicals exports by a further 34.2 percent.



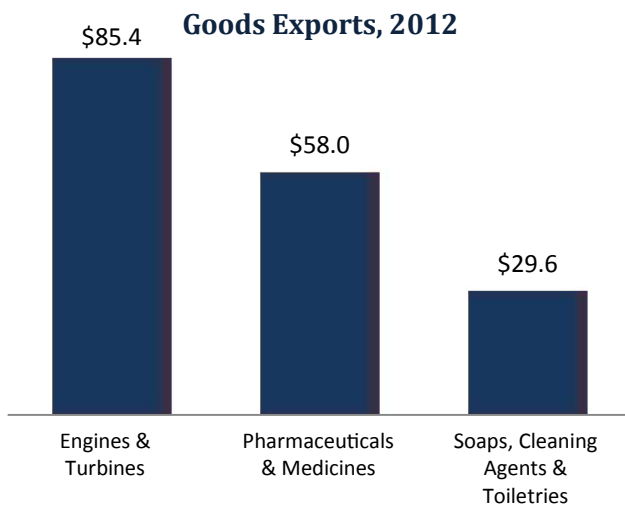
New York's 20th District and TTIP

New York's 20th District already has a strong trade relationship with the European Union, and a successful conclusion of the **Transatlantic Trade and Investment Partnership (TTIP)** would contribute significantly to the district's future economic growth.

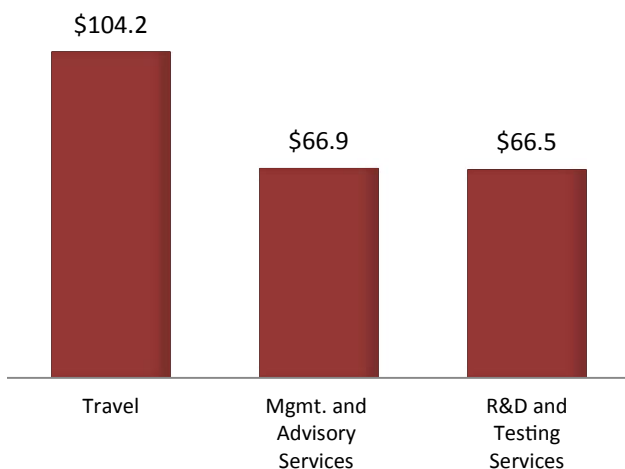
The EU purchased an estimated \$398 million worth of goods (18 percent of goods exports) and \$492 million worth of services (30 percent of services exports) from New York's 20th District in 2012.

Successful implementation of TTIP is estimated to increase New York's 20th District's exports to the EU by 21.8 percent and could boost net employment by up to 2,055 jobs.

Current District Exports to European Union (\$ million)



Services Exports, 2012



Estimated Impacts of Full TTIP Implementation on Key Sectors

Top Sectors by Export Increase

Chemicals	+\$117 million
Other Machinery	+\$42 million
Metals and Metal Products	+\$23 million

Estimated Job Growth in Key Sectors

Business services	+300 jobs
Personal services	+290 jobs
Construction	+135 jobs

BOTTOM LINE: *Since 2006, New York's 20th District's pharmaceuticals exports to the EU have increased by 319 percent. By reducing barriers to trade and investment, TTIP would facilitate future growth, increasing anticipated U.S. chemicals exports by a further 34.2 percent.*



New York's 21st District and TTIP

New York's 21st District already has a strong trade relationship with the European Union, and a successful conclusion of the **Transatlantic Trade and Investment Partnership (TTIP)** would contribute significantly to the district's future economic growth.

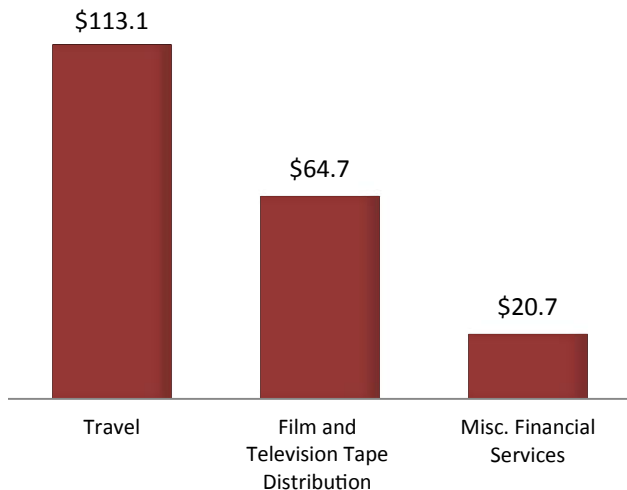
The EU purchased an estimated \$662 million worth of goods (19 percent of goods exports) and \$296 million worth of services (31 percent of services exports) from New York's 21st District in 2012.

Successful implementation of TTIP is estimated to increase New York's 21st District's exports to the EU by 35.2 percent and could boost net employment by up to 1,280 jobs.

Current District Exports to European Union (\$ million)



Services Exports, 2012



Estimated Impacts of Full TTIP Implementation on Key Sectors

Top Sectors by Export Increase

Chemicals	+\$138 million
Metals and Metal Products	+\$101 million
Motor Vehicles	+\$54 million

Estimated Job Growth in Key Sectors

Personal services	+250 jobs
Business services	+110 jobs
Construction	+100 jobs

BOTTOM LINE: Since 2006, New York's 21st District's pharmaceuticals exports to the EU have increased by 154 percent. By reducing barriers to trade and investment, TTIP would facilitate future growth, increasing anticipated U.S. chemicals exports by a further 34.2 percent.



New York's 22nd District and TTIP

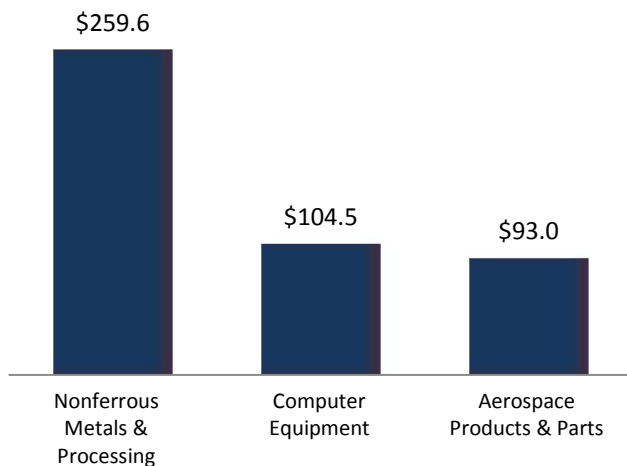
New York's 22nd District already has a strong trade relationship with the European Union, and a successful conclusion of the **Transatlantic Trade and Investment Partnership (TTIP)** would contribute significantly to the district's future economic growth.

The EU purchased an estimated \$903 million worth of goods (14 percent of goods exports) and \$289 million worth of services (29 percent of services exports) from New York's 22nd District in 2012.

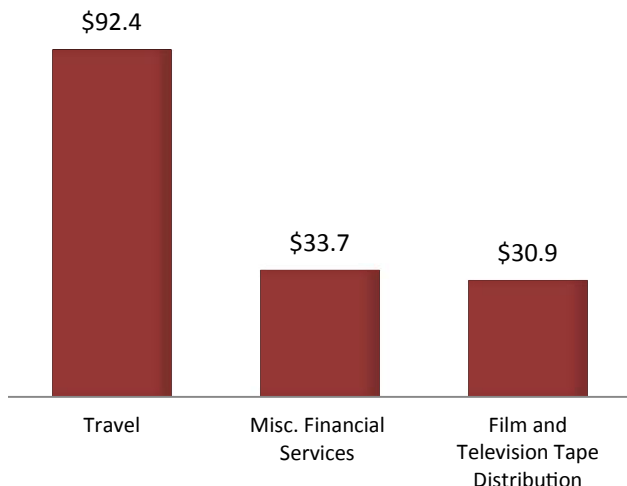
Successful implementation of TTIP is estimated to increase New York's 22nd District's exports to the EU by 52.5 percent and could boost net employment by up to 1,425 jobs.

Current District Exports to European Union (\$ million)

Goods Exports, 2012



Services Exports, 2012



Estimated Impacts of Full TTIP Implementation on Key Sectors

Top Sectors by Export Increase

Metals and Metal Products	+\$404 million
Motor Vehicles	+\$148 million
Electrical Machinery	+\$62 million

Estimated Job Growth in Key Sectors

Personal services	+240 jobs
Business services	+170 jobs
Construction	+80 jobs

BOTTOM LINE: Since 2006, New York's 22nd District's pharmaceuticals exports to the EU have increased by 160 percent. By reducing barriers to trade and investment, TTIP would facilitate future growth, increasing anticipated U.S. chemicals exports by a further 34.2 percent.



New York's 23rd District and TTIP

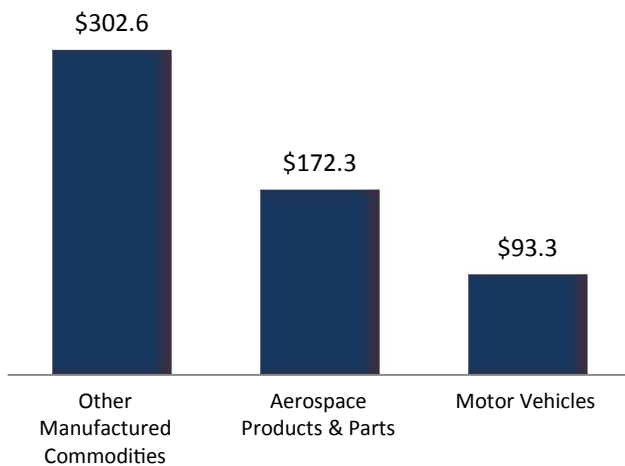
New York's 23rd District already has a strong trade relationship with the European Union, and a successful conclusion of the **Transatlantic Trade and Investment Partnership (TTIP)** would contribute significantly to the district's future economic growth.

The EU purchased an estimated \$1.2 billion worth of goods (19 percent of goods exports) and \$276 million worth of services (26 percent of services exports) from New York's 23rd District in 2012.

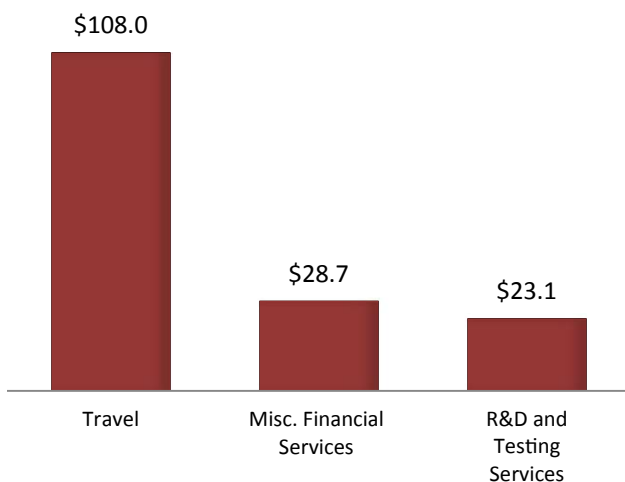
Successful implementation of TTIP is estimated to increase New York's 23rd District's exports to the EU by 59.5 percent and could boost net employment by up to 1,485 jobs.

Current District Exports to European Union (\$ million)

Goods Exports, 2012



Services Exports, 2012



Estimated Impacts of Full TTIP Implementation on Key Sectors

Top Sectors by Export Increase

Motor Vehicles	+\$782 million
Other Machinery	+\$86 million
Metals and Metal Products	+\$84 million

Estimated Job Growth in Key Sectors

Personal services	+245 jobs
Business services	+145 jobs
Other machinery	+130 jobs

BOTTOM LINE: *Since 2006, New York's 23rd District's motor vehicle exports to the EU have increased by 53 percent. By reducing barriers to trade and investment, TTIP would facilitate future growth, increasing anticipated U.S. motor vehicle exports by a further 346.8 percent.*



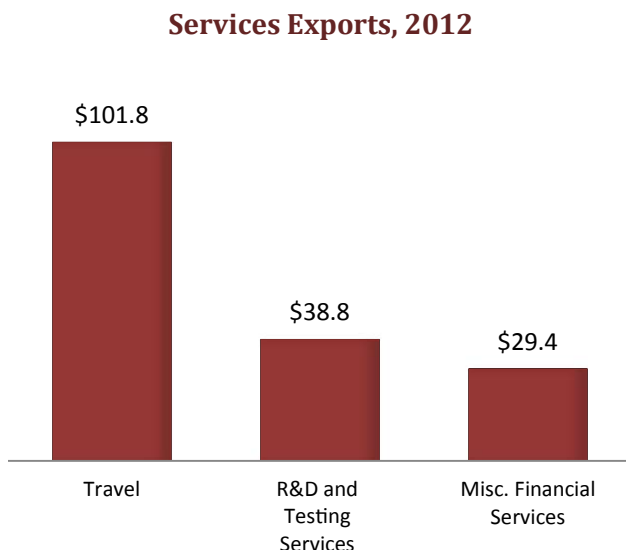
New York's 24th District and TTIP

New York's 24th District already has a strong trade relationship with the European Union, and a successful conclusion of the **Transatlantic Trade and Investment Partnership (TTIP)** would contribute significantly to the district's future economic growth.

The EU purchased an estimated \$759 million worth of goods (18 percent of goods exports) and \$333 million worth of services (27 percent of services exports) from New York's 24th District in 2012.

Successful implementation of TTIP is estimated to increase New York's 24th District's exports to the EU by 65.2 percent and could boost net employment by up to 1,775 jobs.

Current District Exports to European Union (\$ million)



Estimated Impacts of Full TTIP Implementation on Key Sectors

Top Sectors by Export Increase

Motor Vehicles	+\$516 million
Metals and Metal Products	+\$128 million
Chemicals	+\$80 million

Estimated Job Growth in Key Sectors

Personal services	+260 jobs
Business services	+250 jobs
Construction	+120 jobs

BOTTOM LINE: Since 2006, New York's 24th District's pharmaceuticals exports to the EU have increased by 119 percent. By reducing barriers to trade and investment, TTIP would facilitate future growth, increasing anticipated U.S. chemicals exports by a further 34.2 percent.



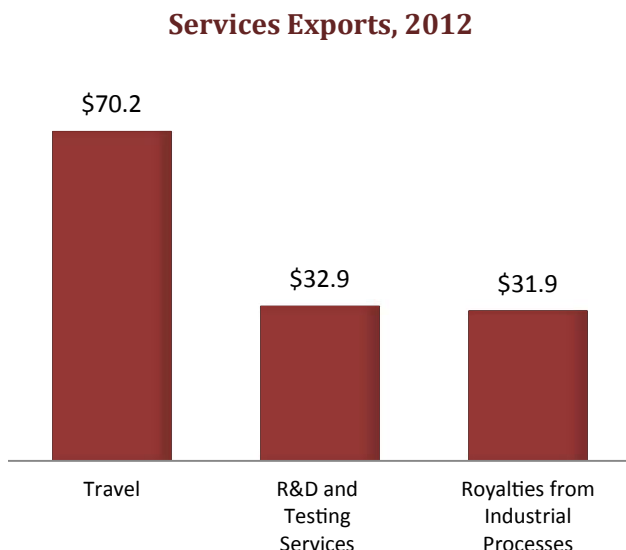
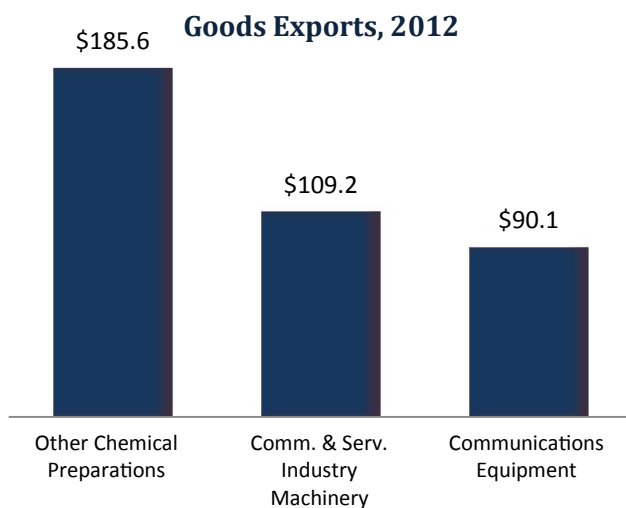
New York's 25th District and TTIP

New York's 25th District already has a strong trade relationship with the European Union, and a successful conclusion of the **Transatlantic Trade and Investment Partnership (TTIP)** would contribute significantly to the district's future economic growth.

The EU purchased an estimated \$855 million worth of goods (23 percent of goods exports) and \$331 million worth of services (27 percent of services exports) from New York's 25th District in 2012.

Successful implementation of TTIP is estimated to increase New York's 25th District's exports to the EU by 44.2 percent and could boost net employment by up to 2,210 jobs.

Current District Exports to European Union (\$ million)



Estimated Impacts of Full TTIP Implementation on Key Sectors

Top Sectors by Export Increase

Motor Vehicles	+\$355 million
Chemicals	+\$288 million
Electrical Machinery	+\$65 million

Estimated Job Growth in Key Sectors

Business services	+350 jobs
Personal services	+275 jobs
Other machinery	+180 jobs

BOTTOM LINE: Since 2006, New York's 25th District's communications equipment exports to the EU have increased by 115 percent. By reducing barriers to trade and investment, TTIP would facilitate future growth, increasing anticipated U.S. electrical equipment exports by a further 44.1 percent.



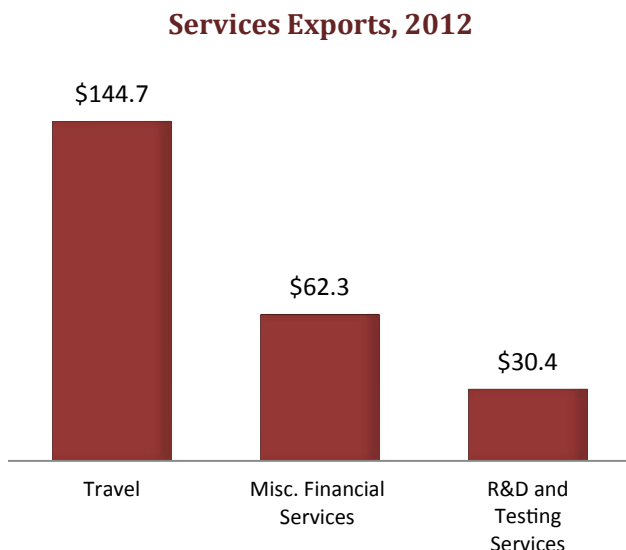
New York's 26th District and TTIP

New York's 26th District already has a strong trade relationship with the European Union, and a successful conclusion of the **Transatlantic Trade and Investment Partnership (TTIP)** would contribute significantly to the district's future economic growth.

The EU purchased an estimated \$830 million worth of goods (17 percent of goods exports) and \$406 million worth of services (27 percent of services exports) from New York's 26th District in 2012.

Successful implementation of TTIP is estimated to increase New York's 26th District's exports to the EU by 53.8 percent and could boost net employment by up to 2,035 jobs.

Current District Exports to European Union (\$ million)



Estimated Impacts of Full TTIP Implementation on Key Sectors

Top Sectors by Export Increase

Motor Vehicles	+\$510 million
Chemicals	+\$184 million
Metals and Metal Products	+\$135 million

Estimated Job Growth in Key Sectors

Personal services	+335 jobs
Business services	+310 jobs
Construction	+115 jobs

BOTTOM LINE: Since 2006, New York's 26th District's pharmaceuticals exports to the EU have increased by 220 percent. By reducing barriers to trade and investment, TTIP would facilitate future growth, increasing anticipated U.S. chemicals exports by a further 34.2 percent.



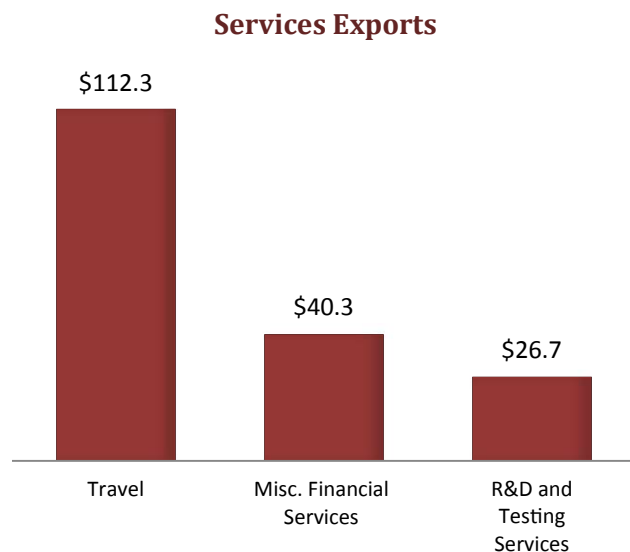
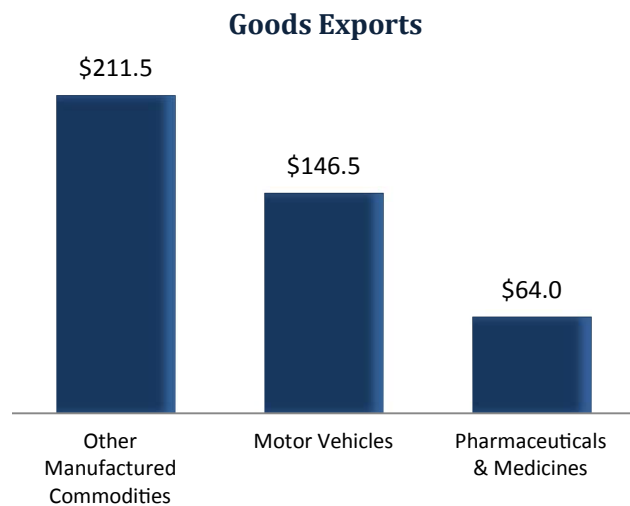
New York's 27th District and TTIP

New York's 27th District already has a strong trade relationship with the European Union, and a successful conclusion of the **Transatlantic Trade and Investment Partnership (TTIP)** would contribute significantly to the District's future economic growth.

The EU purchased an estimated \$1.0 billion worth of goods (18 percent of goods exports) and \$295 million worth of services (30 percent of services exports) from New York's 27th District in 2012.

Successful implementation of TTIP is estimated to increase New York's 27th District's exports to the EU by 75.6 percent and could boost net employment by up to 1,650 jobs.

2012 District Exports to European Union (\$ million)



Estimated Impacts of Full TTIP Implementation on Key District Sectors

Top Sectors by Export Increase

Motor Vehicles	+\$1.0 billion
Chemicals	+\$179 million
Metals and Metal Products	+\$100 million

Estimated Job Growth in Key Sectors

Personal services	+260 jobs
Business services	+225 jobs
Construction	+110 jobs

BOTTOM LINE: Since 2006, the 27th District's motor vehicle exports to the EU have increased by 132 percent. By reducing barriers to trade and investment, TTIP would facilitate future growth, increasing anticipated vehicle exports by a further 347 percent.



North Carolina's 1st District and TTIP

North Carolina's 1st District already has a strong trade relationship with the European Union, and a successful conclusion of the **Transatlantic Trade and Investment Partnership (TTIP)** would contribute significantly to the district's future economic growth.

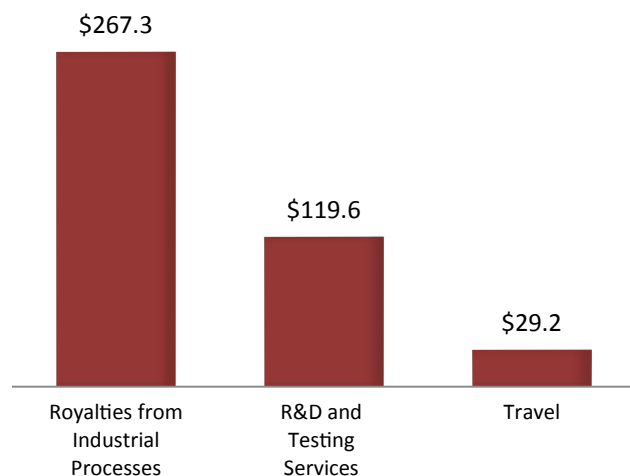
The EU purchased an estimated \$512 million worth of goods (20 percent of goods exports) and \$546 million worth of services (36 percent of services exports) from North Carolina's 1st District in 2012.

Successful implementation of TTIP is estimated to increase North Carolina's 1st District's exports to the EU by 30.5 percent and could boost net employment by up to 1,750 jobs.

Current District Exports to European Union (\$ million)



Services Exports, 2012



Estimated Impacts of Full TTIP Implementation on Key Sectors

Top Sectors by Export Increase

Chemicals	+\$122 million
Motor Vehicles	+\$68 million
Metals and Metal Products	+\$47 million

Estimated Job Growth in Key Sectors

Business services	+240 jobs
Personal services	+235 jobs
Construction	+95 jobs

BOTTOM LINE: Since 2006, North Carolina's 1st District's pharmaceuticals exports to the EU have increased by 181 percent. By reducing barriers to trade and investment, TTIP would facilitate future growth, increasing anticipated U.S. chemicals exports by a further 34.2 percent.



North Carolina's 2nd District and TTIP

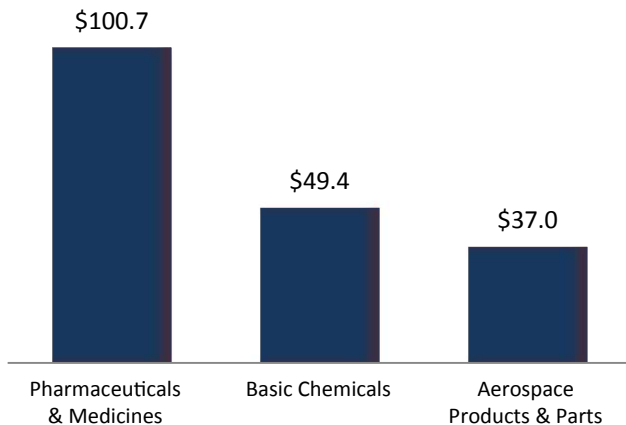
North Carolina's 2nd District already has a strong trade relationship with the European Union, and a successful conclusion of the **Transatlantic Trade and Investment Partnership (TTIP)** would contribute significantly to the district's future economic growth.

The EU purchased an estimated \$439 million worth of goods (19 percent of goods exports) and \$323 million worth of services (36 percent of services exports) from North Carolina's 2nd District in 2012.

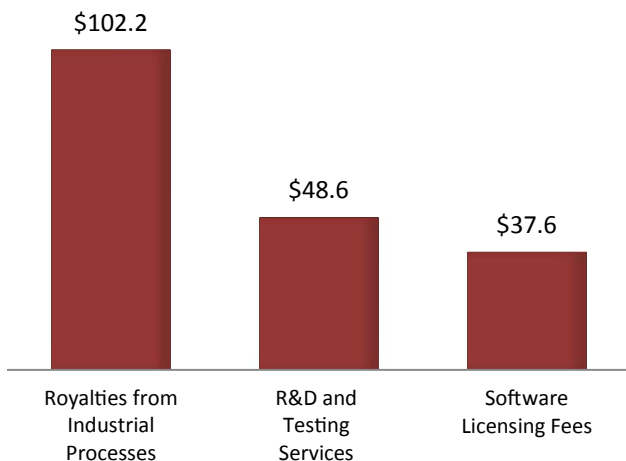
Successful implementation of TTIP is estimated to increase North Carolina's 2nd District's exports to the EU by 32.7 percent and could boost net employment by up to 1,505 jobs.

Current District Exports to European Union (\$ million)

Goods Exports, 2012



Services Exports, 2012



Estimated Impacts of Full TTIP Implementation on Key Sectors

Top Sectors by Export Increase

Chemicals	+\$156 million
Motor Vehicles	+\$66 million
Metals and Metal Products	+\$35 million

Estimated Job Growth in Key Sectors

Business services	+245 jobs
Personal services	+210 jobs
Construction	+110 jobs

BOTTOM LINE: Since 2006, North Carolina's 2nd District's pharmaceuticals exports to the EU have increased by 536 percent. By reducing barriers to trade and investment, TTIP would facilitate future growth, increasing anticipated U.S. chemicals exports by a further 34.2 percent.



North Carolina's 3rd District and TTIP

North Carolina's 3rd District already has a strong trade relationship with the European Union, and a successful conclusion of the **Transatlantic Trade and Investment Partnership (TTIP)** would contribute significantly to the district's future economic growth.

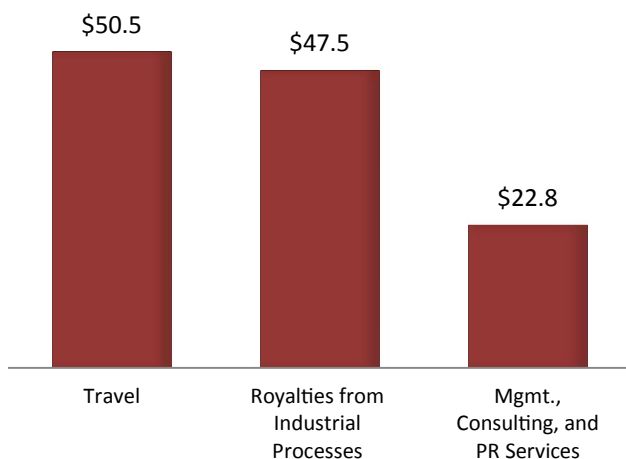
The EU purchased an estimated \$322 million worth of goods (21 percent of goods exports) and \$219 million worth of services (32 percent of services exports) from North Carolina's 3rd District in 2012.

Successful implementation of TTIP is estimated to increase North Carolina's 3rd District's exports to the EU by 30.4 percent and could boost net employment by up to 1,405 jobs.

Current District Exports to European Union (\$ million)



Services Exports, 2012



Estimated Impacts of Full TTIP Implementation on Key Sectors

Top Sectors by Export Increase

Chemicals	+\$91 million
Motor Vehicles	+\$40 million
Other Transport Equipment	+\$26 million

Estimated Job Growth in Key Sectors

Personal services	+260 jobs
Business services	+195 jobs
Construction	+100 jobs

BOTTOM LINE: Since 2006, North Carolina's 3rd District's chemicals exports to the EU have increased by 145 percent. By reducing barriers to trade and investment, TTIP would facilitate future growth, increasing anticipated U.S. chemicals exports by a further 34.2 percent.



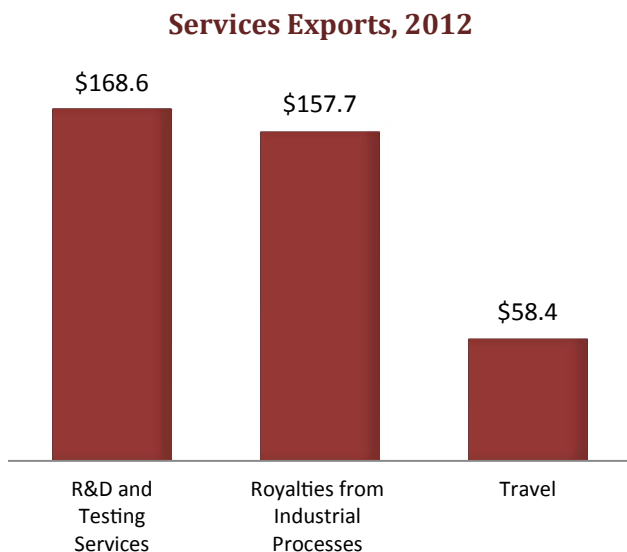
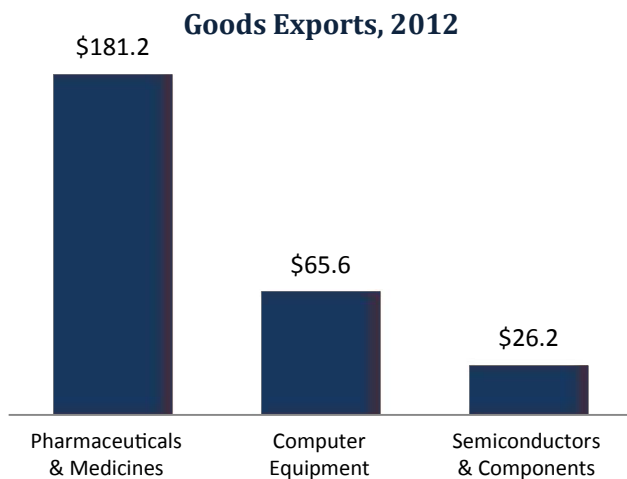
North Carolina's 4th District and TTIP

North Carolina's 4th District already has a strong trade relationship with the European Union, and a successful conclusion of the **Transatlantic Trade and Investment Partnership (TTIP)** would contribute significantly to the district's future economic growth.

The EU purchased an estimated \$431 million worth of goods (23 percent of goods exports) and \$654 million worth of services (35 percent of services exports) from North Carolina's 4th District in 2012.

Successful implementation of TTIP is estimated to increase North Carolina's 4th District's exports to the EU by 24.6 percent and could boost net employment by up to 2,130 jobs.

Current District Exports to European Union (\$ million)



Estimated Impacts of Full TTIP Implementation on Key Sectors

Top Sectors by Export Increase

Chemicals	+\$114 million
Electrical Machinery	+\$36 million
Motor Vehicles	+\$24 million

Estimated Job Growth in Key Sectors

Business services	+410 jobs
Personal services	+315 jobs
Construction	+130 jobs

BOTTOM LINE: Since 2006, North Carolina's 4th District's pharmaceuticals exports to the EU have increased by 125 percent. By reducing barriers to trade and investment, TTIP would facilitate future growth, increasing anticipated U.S. chemicals exports by a further 34.2 percent.



North Carolina's 5th District and TTIP

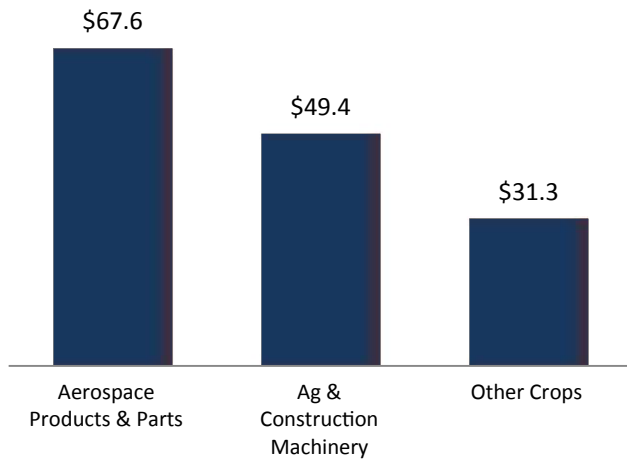
North Carolina's 5th District already has a strong trade relationship with the European Union, and a successful conclusion of the **Transatlantic Trade and Investment Partnership (TTIP)** would contribute significantly to the district's future economic growth.

The EU purchased an estimated \$397 million worth of goods (15 percent of goods exports) and \$240 million worth of services (31 percent of services exports) from North Carolina's 5th District in 2012.

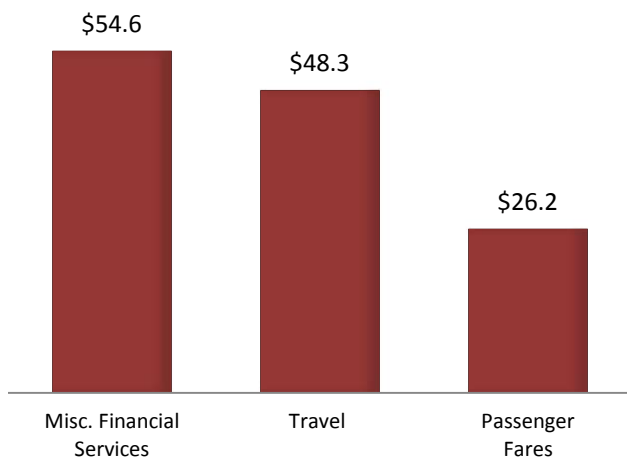
Successful implementation of TTIP is estimated to increase North Carolina's 5th District's exports to the EU by 29.6 percent and could boost net employment by up to 1,750 jobs.

Current District Exports to European Union (\$ million)

Goods Exports, 2012



Services Exports, 2012



Estimated Impacts of Full TTIP Implementation on Key Sectors

Top Sectors by Export Increase

Motor Vehicles	+\$71 million
Chemicals	+\$53 million
Metals and Metal Products	+\$41 million

Estimated Job Growth in Key Sectors

Personal services	+240 jobs
Business services	+235 jobs
Construction	+100 jobs

BOTTOM LINE: Since 2006, North Carolina's 5th District's ag and construction machinery exports to the EU have increased by 618 percent. By reducing barriers to trade and investment, TTIP would facilitate future growth, increasing anticipated U.S. machinery exports by a further 16.7 percent.



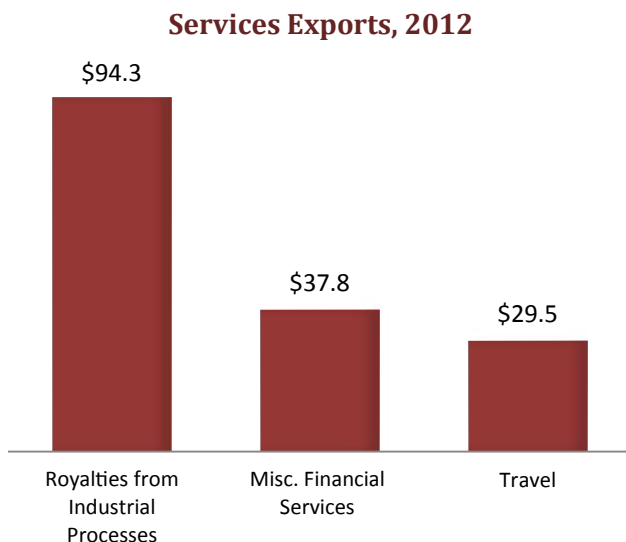
North Carolina's 6th District and TTIP

North Carolina's 6th District already has a strong trade relationship with the European Union, and a successful conclusion of the **Transatlantic Trade and Investment Partnership (TTIP)** would contribute significantly to the district's future economic growth.

The EU purchased an estimated \$525 million worth of goods (17 percent of goods exports) and \$296 million worth of services (34 percent of services exports) from North Carolina's 6th District in 2012.

Successful implementation of TTIP is estimated to increase North Carolina's 6th District's exports to the EU by 31.5 percent and could boost net employment by up to 1,770 jobs.

Current District Exports to European Union (\$ million)



Estimated Impacts of Full TTIP Implementation on Key Sectors

Top Sectors by Export Increase

Chemicals	+\$123 million
Motor Vehicles	+\$89 million
Metals and Metal Products	+\$41 million

Estimated Job Growth in Key Sectors

Business services	+290 jobs
Personal services	+225 jobs
Construction	+120 jobs

BOTTOM LINE: Since 2006, North Carolina's 6th District's pharmaceuticals exports to the EU have increased by 196 percent. By reducing barriers to trade and investment, TTIP would facilitate future growth, increasing anticipated U.S. chemicals exports by a further 34.2 percent.



North Carolina's 7th District and TTIP

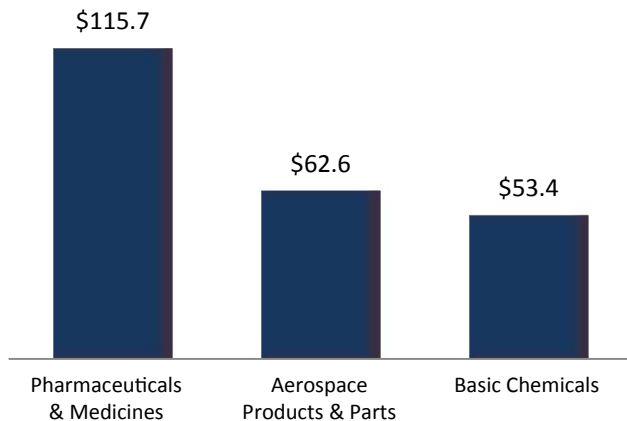
North Carolina's 7th District already has a strong trade relationship with the European Union, and a successful conclusion of the **Transatlantic Trade and Investment Partnership (TTIP)** would contribute significantly to the district's future economic growth.

The EU purchased an estimated \$435 million worth of goods (17 percent of goods exports) and \$260 million worth of services (36 percent of services exports) from North Carolina's 7th District in 2012.

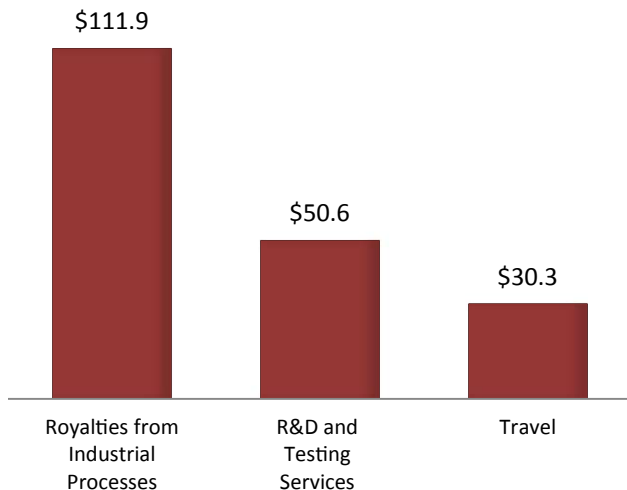
Successful implementation of TTIP is estimated to increase North Carolina's 7th District's exports to the EU by 33.6 percent and could boost net employment by up to 1,275 jobs.

Current District Exports to European Union (\$ million)

Goods Exports, 2012



Services Exports, 2012



Estimated Impacts of Full TTIP Implementation on Key Sectors

Top Sectors by Export Increase

Chemicals	+\$107 million
Motor Vehicles	+\$62 million
Metals and Metal Products	+\$40 million

Estimated Job Growth in Key Sectors

Personal services	+200 jobs
Business services	+170 jobs
Construction	+105 jobs

BOTTOM LINE: Since 2006, North Carolina's 7th District's pharmaceuticals exports to the EU have increased by 145 percent. By reducing barriers to trade and investment, TTIP would facilitate future growth, increasing anticipated U.S. chemicals exports by a further 34.2 percent.



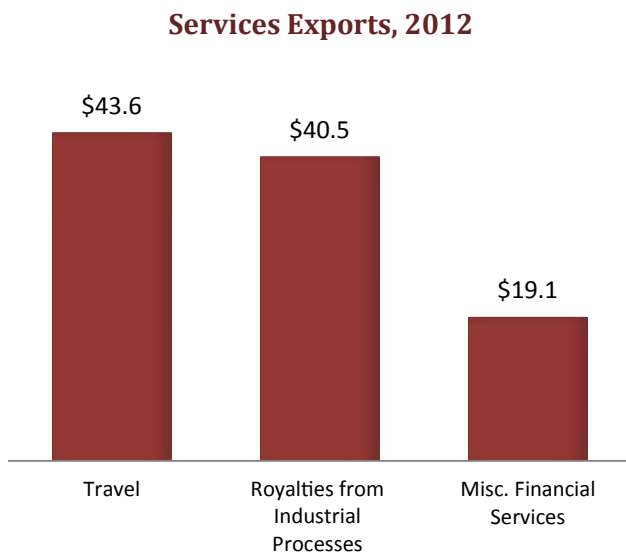
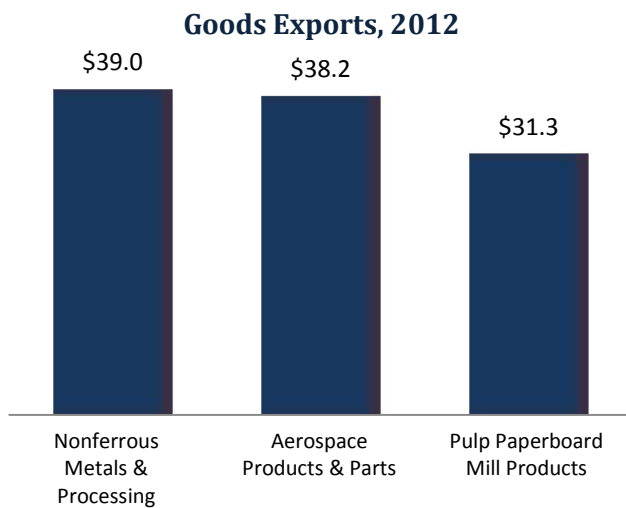
North Carolina's 8th District and TTIP

North Carolina's 8th District already has a strong trade relationship with the European Union, and a successful conclusion of the **Transatlantic Trade and Investment Partnership (TTIP)** would contribute significantly to the district's future economic growth.

The EU purchased an estimated \$370 million worth of goods (16 percent of goods exports) and \$167 million worth of services (32 percent of services exports) from North Carolina's 8th District in 2012.

Successful implementation of TTIP is estimated to increase North Carolina's 8th District's exports to the EU by 39.2 percent and could boost net employment by up to 1,260 jobs.

Current District Exports to European Union (\$ million)



Estimated Impacts of Full TTIP Implementation on Key Sectors

Top Sectors by Export Increase

Chemicals	+\$81 million
Motor Vehicles	+\$79 million
Metals and Metal Products	+\$63 million

Estimated Job Growth in Key Sectors

Personal services	+180 jobs
Business services	+160 jobs
Construction	+95 jobs

BOTTOM LINE: Since 2006, North Carolina's 8th District's chemicals exports to the EU have increased by 105 percent. By reducing barriers to trade and investment, TTIP would facilitate future growth, increasing anticipated U.S. chemicals exports by a further 34.2 percent.



North Carolina's 9th District and TTIP

North Carolina's 9th District already has a strong trade relationship with the European Union, and a successful conclusion of the **Transatlantic Trade and Investment Partnership (TTIP)** would contribute significantly to the district's future economic growth.

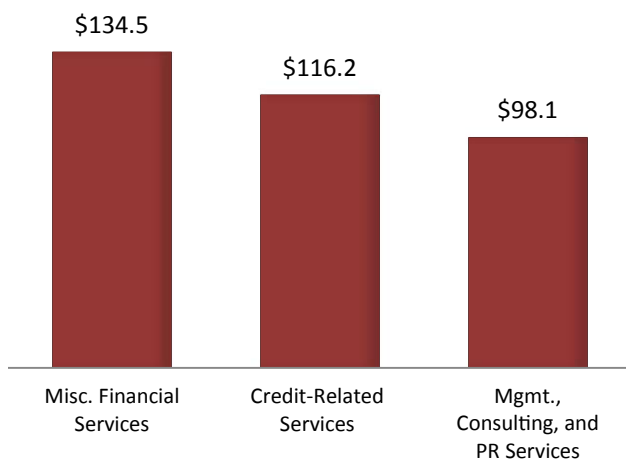
The EU purchased an estimated \$248 million worth of goods (16 percent of goods exports) and \$610 million worth of services (34 percent of services exports) from North Carolina's 9th District in 2012.

Successful implementation of TTIP is estimated to increase North Carolina's 9th District's exports to the EU by 19.3 percent and could boost net employment by up to 2,660 jobs.

Current District Exports to European Union (\$ million)



Services Exports, 2012



Estimated Impacts of Full TTIP Implementation on Key Sectors

Top Sectors by Export Increase

Motor Vehicles	+\$59 million
Other Machinery	+\$42 million
Metals and Metal Products	+\$39 million

Estimated Job Growth in Key Sectors

Business services	+515 jobs
Personal services	+285 jobs
Construction	+170 jobs

BOTTOM LINE: Since 2006, North Carolina's 9th District's engines and turbines exports to the EU have increased by 63 percent. By reducing barriers to trade and investment, TTIP would facilitate future growth, increasing anticipated U.S. machinery exports by a further 16.7 percent.



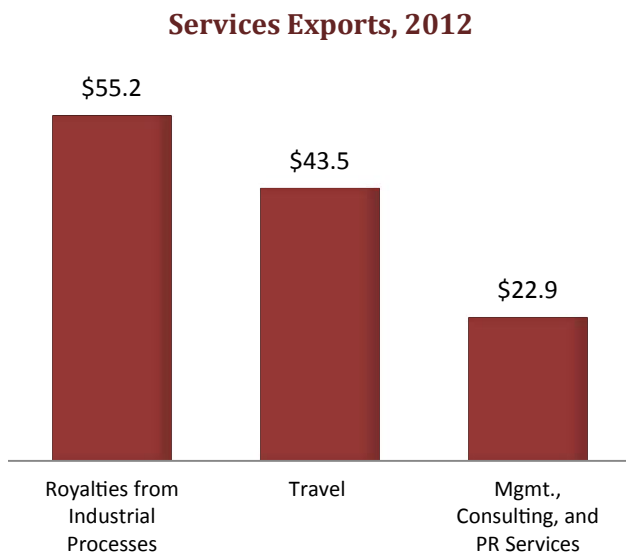
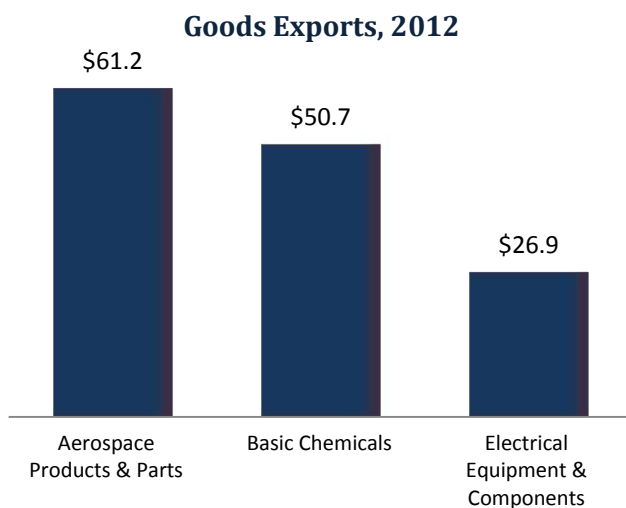
North Carolina's 10th District and TTIP

North Carolina's 10th District already has a strong trade relationship with the European Union, and a successful conclusion of the **Transatlantic Trade and Investment Partnership (TTIP)** would contribute significantly to the district's future economic growth.

The EU purchased an estimated \$442 million worth of goods (16 percent of goods exports) and \$204 million worth of services (33 percent of services exports) from North Carolina's 10th District in 2012.

Successful implementation of TTIP is estimated to increase North Carolina's 10th District's exports to the EU by 40.4 percent and could boost net employment by up to 1,620 jobs.

Current District Exports to European Union (\$ million)



Estimated Impacts of Full TTIP Implementation on Key Sectors

Top Sectors by Export Increase

Motor Vehicles	+\$135 million
Chemicals	+\$93 million
Metals and Metal Products	+\$67 million

Estimated Job Growth in Key Sectors

Personal services	+240 jobs
Business services	+220 jobs
Construction	+95 jobs

BOTTOM LINE: Since 2006, North Carolina's 10th District's chemicals exports to the EU have increased by 232 percent. By reducing barriers to trade and investment, TTIP would facilitate future growth, increasing anticipated U.S. chemicals exports by a further 34.2 percent.



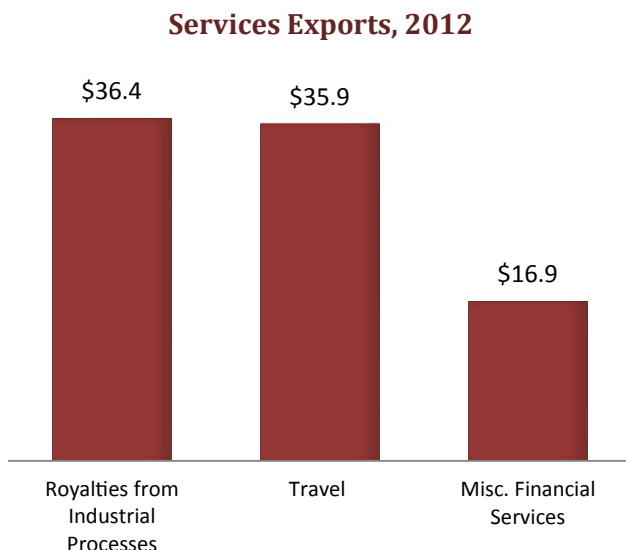
North Carolina's 11th District and TTIP

North Carolina's 11th District already has a strong trade relationship with the European Union, and a successful conclusion of the **Transatlantic Trade and Investment Partnership (TTIP)** would contribute significantly to the district's future economic growth.

The EU purchased an estimated \$360 million worth of goods (18 percent of goods exports) and \$153 million worth of services (32 percent of services exports) from North Carolina's 11th District in 2012.

Successful implementation of TTIP is estimated to increase North Carolina's 11th District's exports to the EU by 40.6 percent and could boost net employment by up to 1,195 jobs.

Current District Exports to European Union (\$ million)



Estimated Impacts of Full TTIP Implementation on Key Sectors

Top Sectors by Export Increase

Motor Vehicles	+\$110 million
Chemicals	+\$48 million
Metals and Metal Products	+\$34 million

Estimated Job Growth in Key Sectors

Personal services	+190 jobs
Business services	+135 jobs
Construction	+85 jobs

BOTTOM LINE: Since 2006, North Carolina's 11th District's pharmaceutical exports to the EU have increased by 225 percent. By reducing barriers to trade and investment, TTIP would facilitate future growth, increasing anticipated U.S. chemicals exports by a further 34.2 percent.



North Carolina's 12th District and TTIP

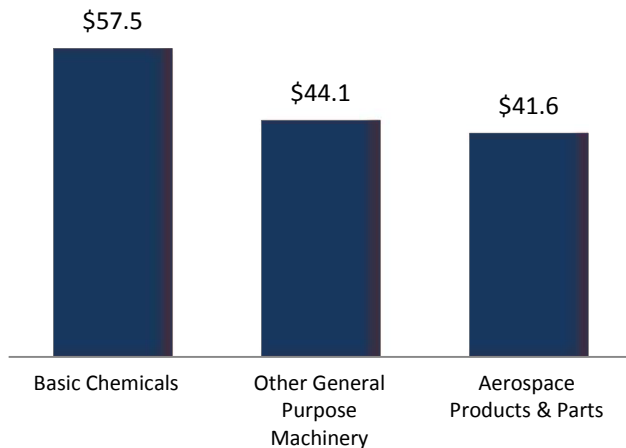
North Carolina's 12th District already has a strong trade relationship with the European Union, and a successful conclusion of the **Transatlantic Trade and Investment Partnership (TTIP)** would contribute significantly to the district's future economic growth.

The EU purchased an estimated \$459 million worth of goods (17 percent of goods exports) and \$678 million worth of services (33 percent of services exports) from North Carolina's 12th District in 2012.

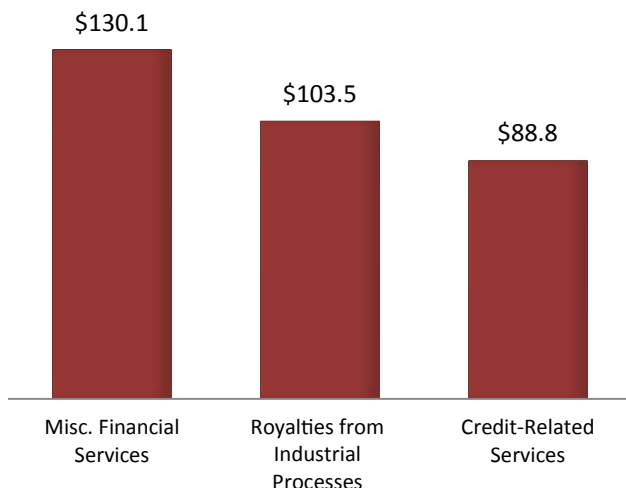
Successful implementation of TTIP is estimated to increase North Carolina's 12th District's exports to the EU by 23.2 percent and could boost net employment by up to 2,700 jobs.

Current District Exports to European Union (\$ million)

Goods Exports, 2012



Services Exports, 2012



Estimated Impacts of Full TTIP Implementation on Key Sectors

Top Sectors by Export Increase

Chemicals	+\$157 million
Motor Vehicles	+\$57 million
Other Machinery	+\$45 million

Estimated Job Growth in Key Sectors

Business services	+420 jobs
Personal services	+325 jobs
Construction	+115 jobs

BOTTOM LINE: Since 2006, North Carolina's 12th District's chemicals exports to the EU have increased by 34 percent. By reducing barriers to trade and investment, TTIP would facilitate future growth, increasing anticipated U.S. chemicals exports by a further 34.2 percent.



North Carolina's 13th District and TTIP

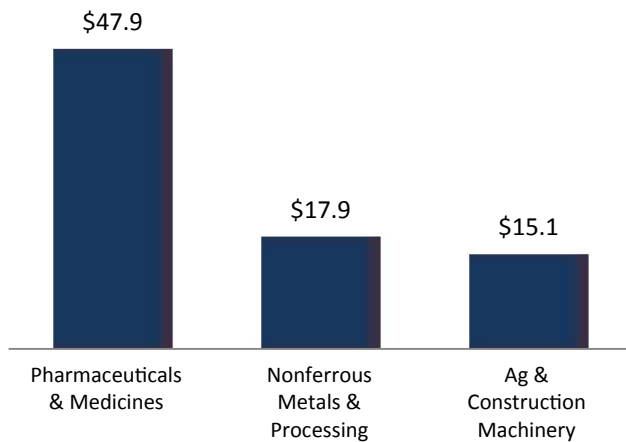
North Carolina's 13th District already has a strong trade relationship with the European Union, and a successful conclusion of the **Transatlantic Trade and Investment Partnership (TTIP)** would contribute significantly to the district's future economic growth.

The EU purchased an estimated \$247 million worth of goods (19 percent of goods exports) and \$409 million worth of services (36 percent of services exports) from North Carolina's 13th District in 2012.

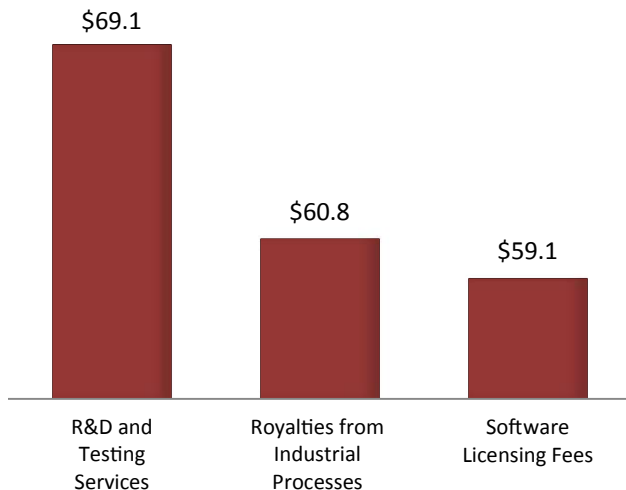
Successful implementation of TTIP is estimated to increase North Carolina's 13th District's exports to the EU by 22 percent and could boost net employment by up to 1,820 jobs.

Current District Exports to European Union (\$ million)

Goods Exports, 2012



Services Exports, 2012



Estimated Impacts of Full TTIP Implementation on Key Sectors

Top Sectors by Export Increase

Chemicals	+\$45 million
Motor Vehicles	+\$26 million
Metals and Metal Products	+\$25 million

Estimated Job Growth in Key Sectors

Business services	+370 jobs
Personal services	+210 jobs
Construction	+140 jobs

BOTTOM LINE: Since 2006, North Carolina's 13th District's nonferrous metals and products exports to the EU have increased by 18 percent. By reducing barriers to trade and investment, TTIP would facilitate future growth, increasing anticipated U.S. metals and metal products exports by a further 88.1 percent.



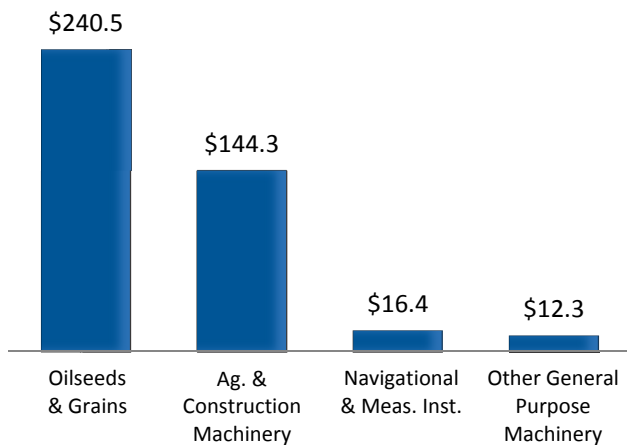
North Dakota and TTIP

North Dakota's economic relationship with the European Union is already strong, and a successful conclusion of the **Transatlantic Trade and Investment Partnership (TTIP)** would contribute significantly to the state's future economic growth.

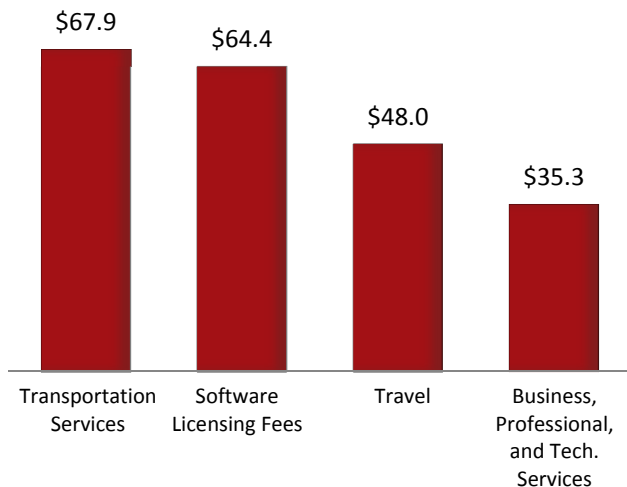
The EU purchased North Dakota goods worth \$472 million (7 percent of goods exports) in 2012 and services worth \$357 million (33 percent of services exports) in 2011.

North Dakota: Current Exports to European Union (\$ million)

Goods Exports, 2012



Services Exports, 2011



Successful implementation of TTIP is estimated to increase North Dakota exports to the EU by 17.5 percent and could boost net employment by up to 2,440 jobs.

Estimated Impacts of Full TTIP Implementation on Key North Dakota Sectors

Top Sectors by Export Increase

Other Machinery	+\$67 million
Ag., Forestry, Fisheries	+\$52 million
Motor Vehicles	+\$36 million
Electrical Machinery	+\$10 million

Estimated Job Growth in Key Sectors

Other Services	+2,079 jobs
Business Services	+236 jobs
Manufacturing	+87 jobs
Mining	+44 jobs

BOTTOM LINE: Since 2006, North Dakota's oilseed and grain exports to the EU have increased by 79 percent. By reducing barriers to trade and investment, TTIP would facilitate future growth, increasing anticipated US agricultural exports by a further 21.8 percent.



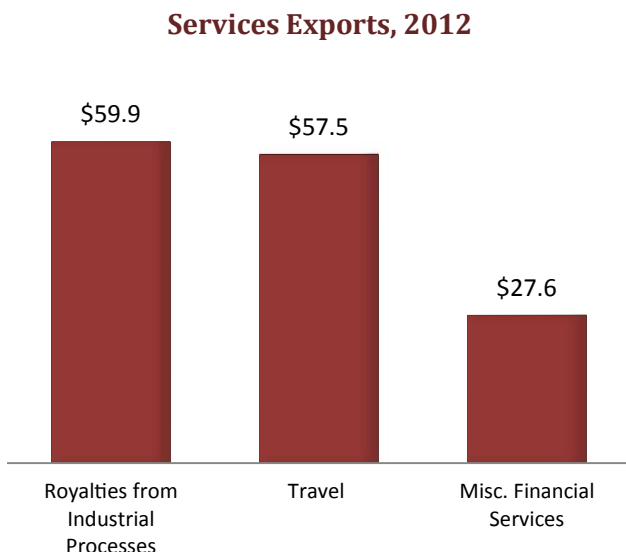
Ohio's 1st District and TTIP

Ohio's 1st District already has a strong trade relationship with the European Union, and a successful conclusion of the **Transatlantic Trade and Investment Partnership (TTIP)** would contribute significantly to the district's future economic growth.

The EU purchased an estimated \$968 million worth of goods (28 percent of goods exports) and \$325 million worth of services (30 percent of services exports) from Ohio's 1st District in 2012.

Successful implementation of TTIP is estimated to increase Ohio's 1st District's exports to the EU by 27.9 percent and could boost net employment by up to 2,225 jobs.

Current District Exports to European Union (\$ million)



Estimated Impacts of Full TTIP Implementation on Key Sectors

Top Sectors by Export Increase

Other Transport Equipment	+\$268 million
Chemicals	+\$112 million
Motor Vehicles	+\$53 million

Estimated Job Growth in Key Sectors

Business services	+390 jobs
Personal services	+270 jobs
Construction	+115 jobs

BOTTOM LINE: Since 2006, Ohio's 1st District's aerospace products exports to the EU have increased by 171 percent. By reducing barriers to trade and investment, TTIP would facilitate future growth, increasing anticipated U.S. transportation equipment exports by a further 27.8 percent.



Ohio's 2nd District and TTIP

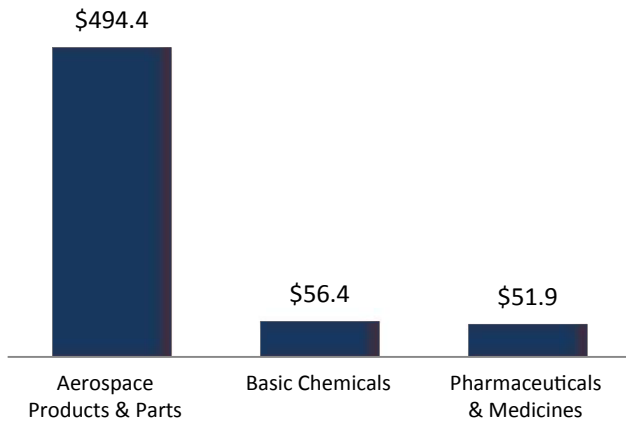
Ohio's 2nd District already has a strong trade relationship with the European Union, and a successful conclusion of the **Transatlantic Trade and Investment Partnership (TTIP)** would contribute significantly to the district's future economic growth.

The EU purchased an estimated \$767 million worth of goods (26 percent of goods exports) and \$248 million worth of services (32 percent of services exports) from Ohio's 2nd District in 2012.

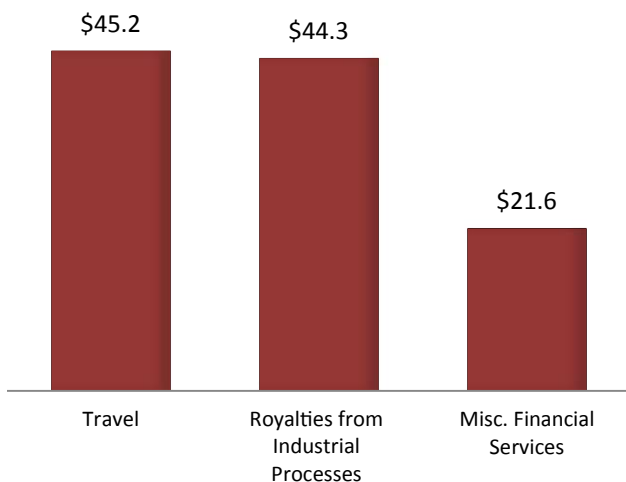
Successful implementation of TTIP is estimated to increase Ohio's 2nd District's exports to the EU by 28.5 percent and could boost net employment by up to 1,730 jobs.

Current District Exports to European Union (\$ million)

Goods Exports, 2012



Services Exports, 2012



Estimated Impacts of Full TTIP Implementation on Key Sectors

Top Sectors by Export Increase

Other Transport Equipment	+\$207 million
Chemicals	+\$92 million
Motor Vehicles	+\$51 million

Estimated Job Growth in Key Sectors

Business services	+280 jobs
Personal services	+215 jobs
Construction	+110 jobs

BOTTOM LINE: Since 2006, Ohio's 2nd District's aerospace products exports to the EU have increased by 162 percent. By reducing barriers to trade and investment, TTIP would facilitate future growth, increasing anticipated U.S. transportation equipment exports by a further 27.8 percent.



Ohio's 3rd District and TTIP

Ohio's 3rd District already has a strong trade relationship with the European Union, and a successful conclusion of the **Transatlantic Trade and Investment Partnership (TTIP)** would contribute significantly to the district's future economic growth.

The EU purchased an estimated \$61 million worth of goods (13 percent of goods exports) and \$385 million worth of services (27 percent of services exports) from Ohio's 3rd District in 2012.

Successful implementation of TTIP is estimated to increase Ohio's 3rd District's exports to the EU by 9.3 percent and could boost net employment by up to 2,100 jobs.

Current District Exports to European Union (\$ million)



Estimated Impacts of Full TTIP Implementation on Key Sectors

Top Sectors by Export Increase

Chemicals	+\$15 million
Other Machinery	+\$12 million
Business Services	+\$6 million

Estimated Job Growth in Key Sectors

Business services	+410 jobs
Personal services	+265 jobs
Construction	+85 jobs

BOTTOM LINE: Since 2006, Ohio's 3rd District's nonmetallic minerals exports to the EU have increased 15-fold. By reducing barriers to trade and investment, TTIP would facilitate future growth, increasing anticipated U.S. metals and metal products exports by a further 88.1 percent.



Ohio's 4th District and TTIP

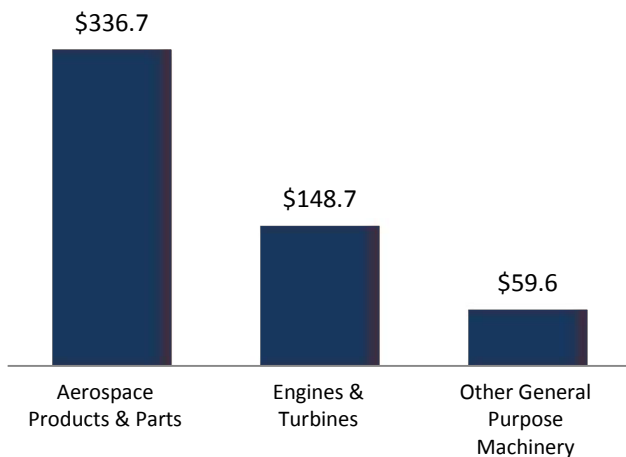
Ohio's 4th District already has a strong trade relationship with the European Union, and a successful conclusion of the **Transatlantic Trade and Investment Partnership (TTIP)** would contribute significantly to the district's future economic growth.

The EU purchased an estimated \$1.1 billion worth of goods (14 percent of goods exports) and \$153 million worth of services (33 percent of services exports) from Ohio's 4th District in 2012.

Successful implementation of TTIP is estimated to increase Ohio's 4th District's exports to the EU by 53.4 percent and could boost net employment by up to 1,210 jobs.

Current District Exports to European Union (\$ million)

Goods Exports, 2012



Services Exports, 2012



Estimated Impacts of Full TTIP Implementation on Key Sectors

Top Sectors by Export Increase

Motor Vehicles	+\$672 million
Other Transport Equipment	+\$147 million
Other Machinery	+\$120 million

Estimated Job Growth in Key Sectors

Other machinery	+205 jobs
Business services	+170 jobs
Personal services	+170 jobs

BOTTOM LINE: Since 2006, Ohio's 4th District's aerospace products exports to the EU have increased by 233 percent. By reducing barriers to trade and investment, TTIP would facilitate future growth, increasing anticipated U.S. transportation equipment exports by a further 27.8 percent.



Ohio's 5th District and TTIP

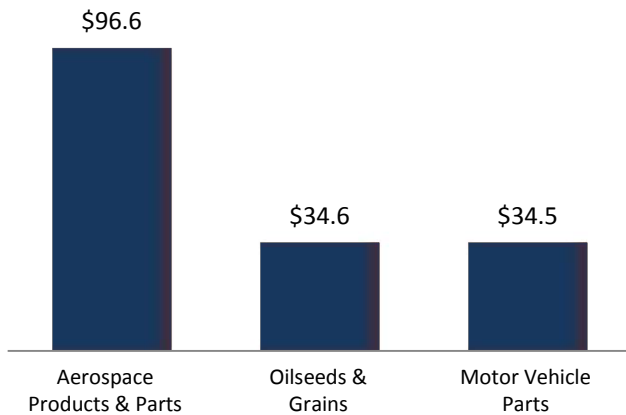
Ohio's 5th District already has a strong trade relationship with the European Union, and a successful conclusion of the **Transatlantic Trade and Investment Partnership (TTIP)** would contribute significantly to the district's future economic growth.

The EU purchased an estimated \$560 million worth of goods (11 percent of goods exports) and \$164 million worth of services (29 percent of services exports) from Ohio's 5th District in 2012.

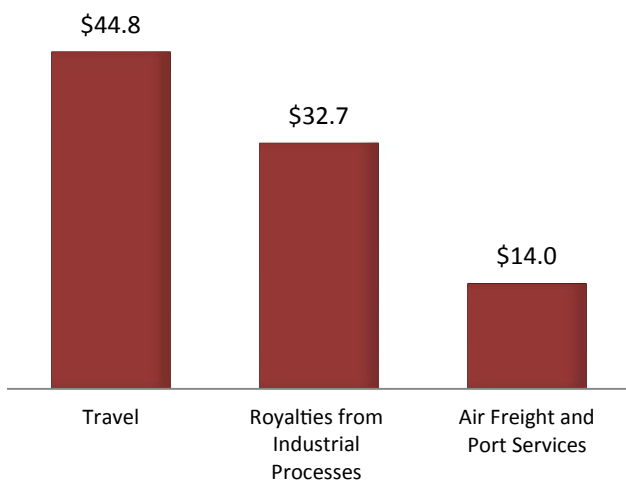
Successful implementation of TTIP is estimated to increase Ohio's 5th District's exports to the EU by 55.3 percent and could boost net employment by up to 1,500 jobs.

Current District Exports to European Union (\$ million)

Goods Exports, 2012



Services Exports, 2012



Estimated Impacts of Full TTIP Implementation on Key Sectors

Top Sectors by Export Increase

Motor Vehicles	+\$415 million
Chemicals	+\$87 million
Metals and Metal Products	+\$58 million

Estimated Job Growth in Key Sectors

Personal services	+220 jobs
Business services	+205 jobs
Construction	+115 jobs

BOTTOM LINE: Since 2006, Ohio's 5th District's aerospace products exports to the EU have increased by 334 percent. By reducing barriers to trade and investment, TTIP would facilitate future growth, increasing anticipated U.S. transportation equipment exports by a further 27.8 percent.



Ohio's 6th District and TTIP

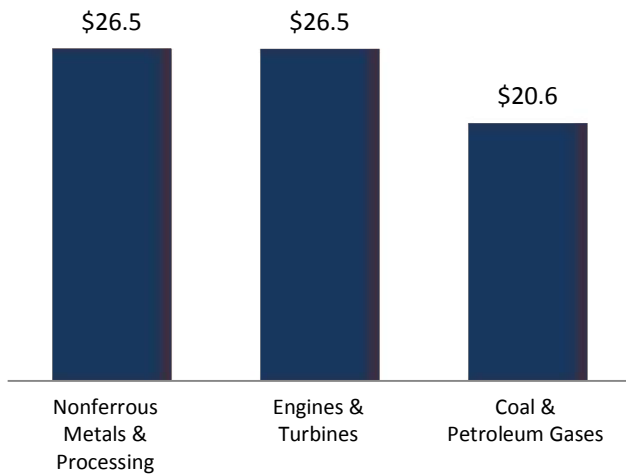
Ohio's 6th District already has a strong trade relationship with the European Union, and a successful conclusion of the **Transatlantic Trade and Investment Partnership (TTIP)** would contribute significantly to the district's future economic growth.

The EU purchased an estimated \$293 million worth of goods (15 percent of goods exports) and \$100 million worth of services (30 percent of services exports) from Ohio's 6th District in 2012.

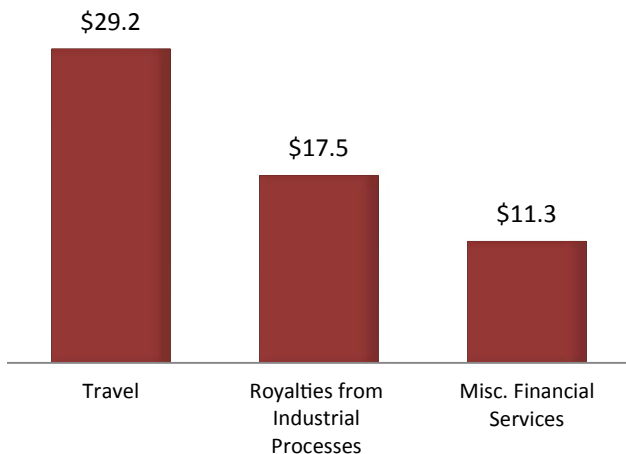
Successful implementation of TTIP is estimated to increase Ohio's 6th District's exports to the EU by 28.6 percent and could boost net employment by up to 1,095 jobs.

Current District Exports to European Union (\$ million)

Goods Exports, 2012



Services Exports, 2012



Estimated Impacts of Full TTIP Implementation on Key Sectors

Top Sectors by Export Increase

Metals and Metal Products	+\$75 million
Chemicals	+\$44 million
Other Machinery	+\$24 million

Estimated Job Growth in Key Sectors

Personal services	+145 jobs
Business services	+110 jobs
Construction	+85 jobs

BOTTOM LINE: Since 2006, Ohio's 6th District's nonferrous metals exports to the EU have increased by 128 percent. By reducing barriers to trade and investment, TTIP would facilitate future growth, increasing anticipated U.S. metals and metal products exports by a further 88.1 percent.



Ohio's 7th District and TTIP

Ohio's 7th District already has a strong trade relationship with the European Union, and a successful conclusion of the **Transatlantic Trade and Investment Partnership (TTIP)** would contribute significantly to the district's future economic growth.

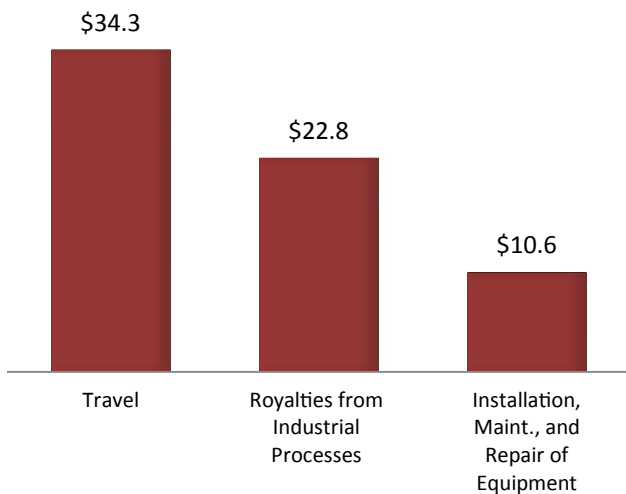
The EU purchased an estimated \$646 million worth of goods (17 percent of goods exports) and \$120 million worth of services (30 percent of services exports) from Ohio's 7th District in 2012.

Successful implementation of TTIP is estimated to increase Ohio's 7th District's exports to the EU by 33.4 percent and could boost net employment by up to 1,415 jobs.

Current District Exports to European Union (\$ million)



Services Exports, 2012



Estimated Impacts of Full TTIP Implementation on Key Sectors

Top Sectors by Export Increase

Metals and Metal Products	+\$132 million
Other Machinery	+\$107 million
Motor Vehicles	+\$91 million

Estimated Job Growth in Key Sectors

Personal services	+170 jobs
Business services	+160 jobs
Other machinery	+140 jobs

BOTTOM LINE: Since 2006, Ohio's 7th District's engines and turbines exports to the EU have increased by 144 percent. By reducing barriers to trade and investment, TTIP would facilitate future growth, increasing anticipated U.S. machinery exports by a further 16.7 percent.



Ohio's 8th District and TTIP

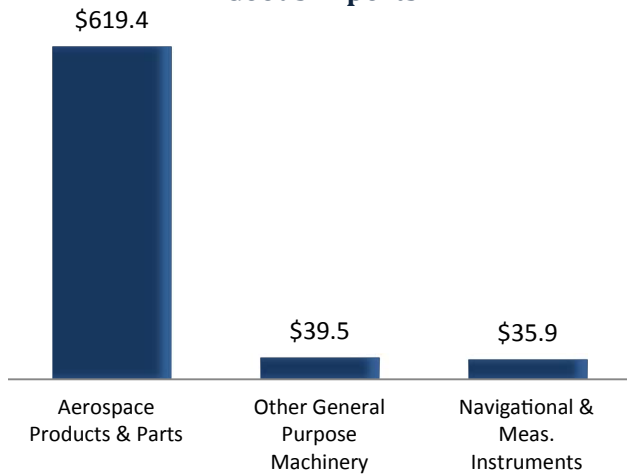
Ohio's 8th District already has a strong trade relationship with the European Union, and a successful conclusion of the **Transatlantic Trade and Investment Partnership (TTIP)** would contribute significantly to the District's future economic growth.

The EU purchased an estimated \$1.0 billion worth of goods (22 percent of goods exports) and \$149 million worth of services (26 percent of services exports) from Ohio's 8th District in 2012.

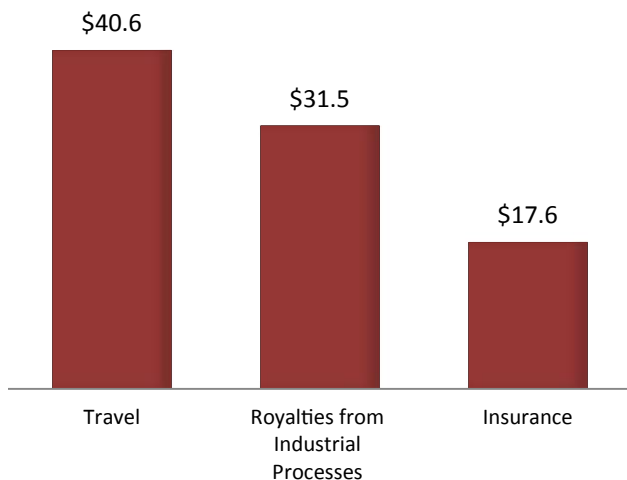
Successful implementation of TTIP is estimated to increase Ohio's 8th District's exports to the EU by 37.3 percent and could boost net employment by up to 1,450 jobs.

2012 District Exports to European Union (\$ million)

Goods Exports



Services Exports



Estimated Impacts of Full TTIP Implementation on Key District Sectors

Top Sectors by Export Increase

Other Transport Equipment	+\$261 million
Motor Vehicles	+\$205 million
Metals and Metal Products	+\$125 million

Estimated Job Growth in Key Sectors

Personal services	+195 jobs
Business services	+170 jobs
Other machinery	+110 jobs

BOTTOM LINE: Since 2006, the 8th District's aerospace products exports to the EU have increased by 372 percent. By reducing barriers to trade and investment, TTIP would facilitate future growth, increasing anticipated transportation equipment exports by a further 28 percent.



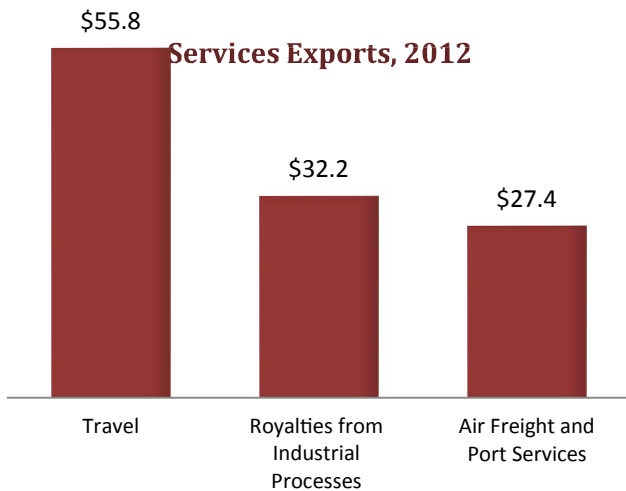
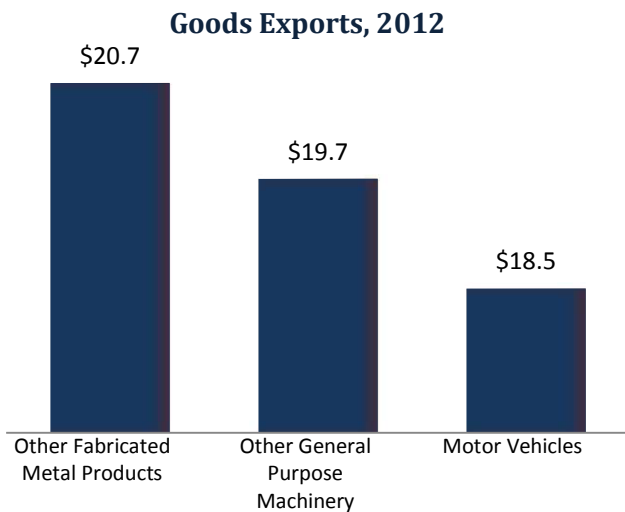
Ohio's 9th District and TTIP

Ohio's 9th District already has a strong trade relationship with the European Union, and a successful conclusion of the **Transatlantic Trade and Investment Partnership (TTIP)** would contribute significantly to the district's future economic growth.

The EU purchased an estimated \$276 million worth of goods (11 percent of goods exports) and \$204 million worth of services (29 percent of services exports) from Ohio's 9th District in 2012.

Successful implementation of TTIP is estimated to increase Ohio's 9th District's exports to the EU by 47.1 percent and could boost net employment by up to 1,455 jobs.

Current District Exports to European Union (\$ million)



Estimated Impacts of Full TTIP Implementation on Key Sectors

Top Sectors by Export Increase

Motor Vehicles	+\$197 million
Metals and Metal Products	+\$58 million
Chemicals	+\$40 million

Estimated Job Growth in Key Sectors

Personal services	+225 jobs
Business services	+220 jobs
Other machinery	+80 jobs

BOTTOM LINE: Since 2006, Ohio's 9th District's engines and turbines exports to the EU have increased by 33 percent. By reducing barriers to trade and investment, TTIP would facilitate future growth, increasing anticipated U.S. machinery exports by a further 16.7 percent.



Ohio's 10th District and TTIP

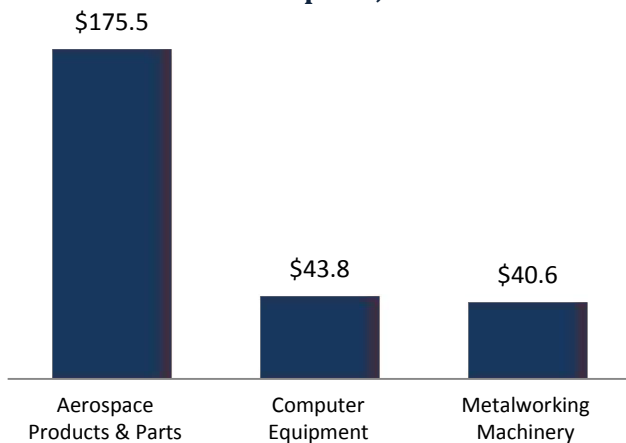
Ohio's 10th District already has a strong trade relationship with the European Union, and a successful conclusion of the **Transatlantic Trade and Investment Partnership (TTIP)** would contribute significantly to the district's future economic growth.

The EU purchased an estimated \$434 million worth of goods (23 percent of goods exports) and \$324 million worth of services (32 percent of services exports) from Ohio's 10th District in 2012.

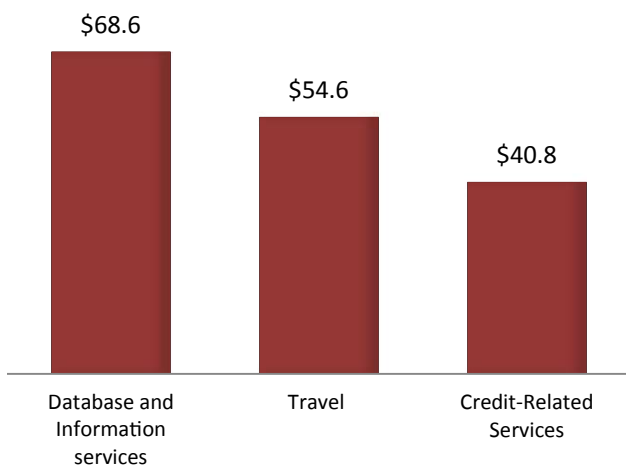
Successful implementation of TTIP is estimated to increase Ohio's 10th District's exports to the EU by 25.2 percent and could boost net employment by up to 1,830 jobs.

Current District Exports to European Union (\$ million)

Goods Exports, 2012



Services Exports, 2012



Estimated Impacts of Full TTIP Implementation on Key Sectors

Top Sectors by Export Increase

Other Transport Equipment	+\$74 million
Motor Vehicles	+\$64 million
Other Machinery	+\$44 million

Estimated Job Growth in Key Sectors

Business services	+330 jobs
Personal services	+250 jobs
Other machinery	+125 jobs

BOTTOM LINE: Since 2006, Ohio's 10th District's aerospace products exports to the EU have increased by 186 percent. By reducing barriers to trade and investment, TTIP would facilitate future growth, increasing anticipated U.S. transportation equipment exports by a further 27.8 percent.



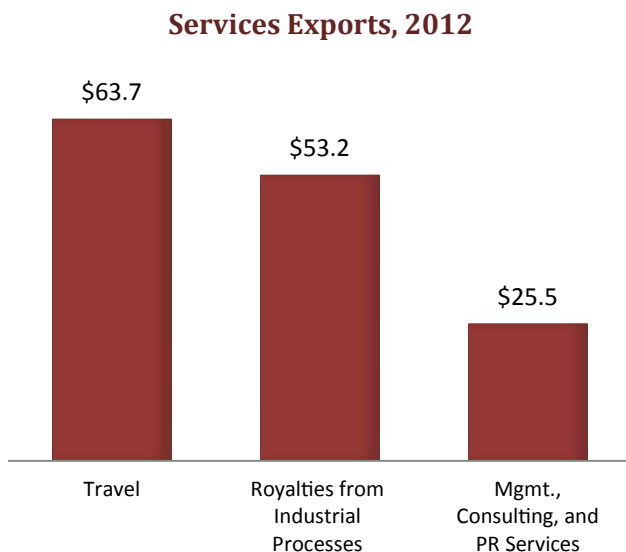
Ohio's 11th District and TTIP

Ohio's 11th District already has a strong trade relationship with the European Union, and a successful conclusion of the **Transatlantic Trade and Investment Partnership (TTIP)** would contribute significantly to the district's future economic growth.

The EU purchased an estimated \$401 million worth of goods (19 percent of goods exports) and \$364 million worth of services (29 percent of services exports) from Ohio's 11th District in 2012.

Successful implementation of TTIP is estimated to increase Ohio's 11th District's exports to the EU by 24.2 percent and could boost net employment by up to 2,315 jobs.

Current District Exports to European Union (\$ million)



Estimated Impacts of Full TTIP Implementation on Key Sectors

Top Sectors by Export Increase

Metals and Metal Products	+\$73 million
Chemicals	+\$60 million
Other Machinery	+\$37 million

Estimated Job Growth in Key Sectors

Business services	+415 jobs
Personal services	+245 jobs
Construction	+100 jobs

BOTTOM LINE: Since 2006, Ohio's 11th District's aerospace products exports to the EU have increased by 242 percent. By reducing barriers to trade and investment, TTIP would facilitate future growth, increasing anticipated U.S. transportation equipment exports by a further 27.8 percent.



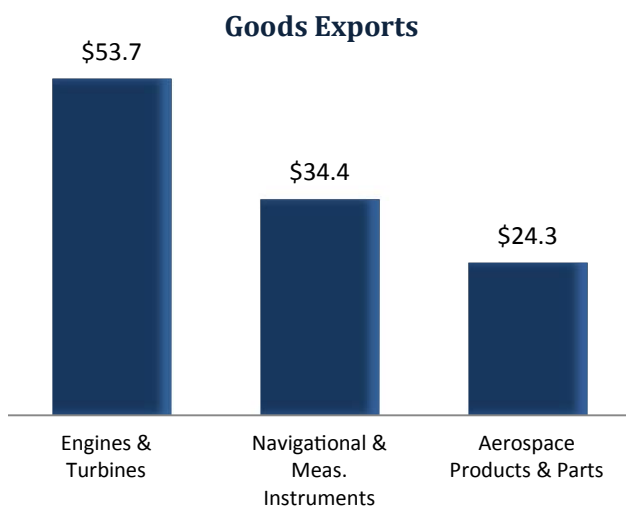
Ohio's 12th District and TTIP

Ohio's 12th District already has a strong trade relationship with the European Union, and a successful conclusion of the **Transatlantic Trade and Investment Partnership (TTIP)** would contribute significantly to the District's future economic growth.

The EU purchased an estimated \$277 million worth of goods (16 percent of goods exports) and \$278 million worth of services (30 percent of services exports) from Ohio's 12th District in 2012.

Successful implementation of TTIP is estimated to increase Ohio's 12th District's exports to the EU by 24.4 percent and could boost net employment by up to 1,965 jobs.

2012 District Exports to European Union (\$ million)



Estimated Impacts of Full TTIP Implementation on Key District Sectors

Top Sectors by Export Increase

Motor Vehicles	+\$67 million
Other Machinery	+\$36 million
Metals and Metal Products	+\$22 million

Estimated Job Growth in Key Sectors

Business services	+405 jobs
Personal services	+240 jobs
Construction	+105 jobs

BOTTOM LINE: Since 2006, the 12th District's engine and turbine exports to the EU have increased by 111 percent. By reducing barriers to trade and investment, TTIP would facilitate future growth, increasing anticipated machinery exports by a further 17 percent.



Ohio's 13th District and TTIP

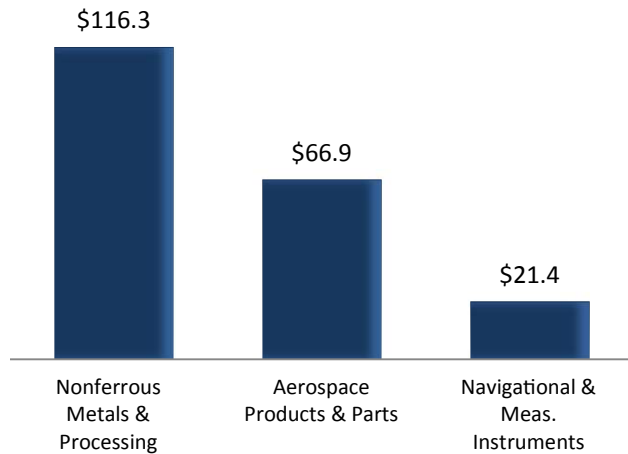
Ohio's 13th District already has a strong trade relationship with the European Union, and a successful conclusion of the **Transatlantic Trade and Investment Partnership (TTIP)** would contribute significantly to the District's future economic growth.

The EU purchased an estimated \$438 million worth of goods (16 percent of goods exports) and \$156 million worth of services (27 percent of services exports) from Ohio's 13th District in 2012.

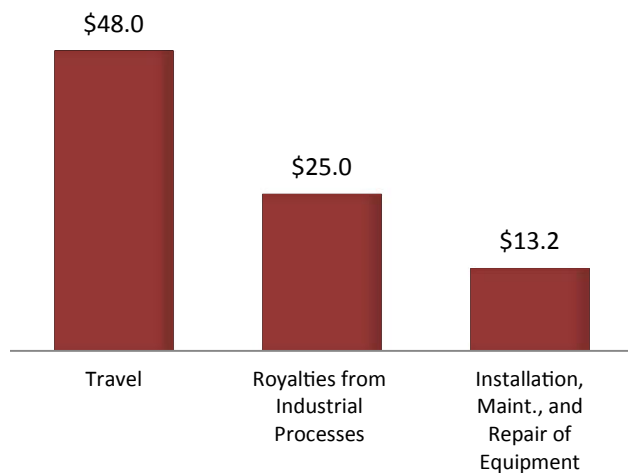
Successful implementation of TTIP is estimated to increase Ohio's 13th District's exports to the EU by 42.9 percent and could boost net employment by up to 1,550 jobs.

2012 District Exports to European Union (\$ million)

Goods Exports



Services Exports



Estimated Impacts of Full TTIP Implementation on Key District Sectors

Top Sectors by Export Increase

Metals and Metal Products	+\$153 million
Motor Vehicles	+\$116 million
Chemicals	+\$52 million

Estimated Job Growth in Key Sectors

Personal services	+225 jobs
Business services	+220 jobs
Metals and metal products	+105 jobs

BOTTOM LINE: Since 2006, the 13th District's aerospace products exports to the EU have increased by 225 percent. By reducing barriers to trade and investment, TTIP would facilitate future growth, increasing anticipated transportation equipment exports by a further 28 percent.



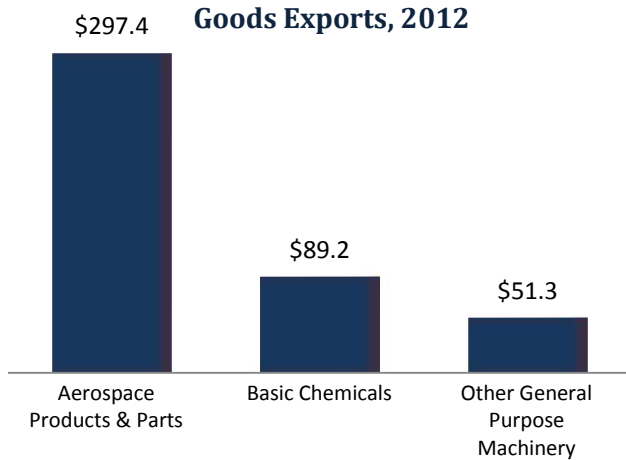
Ohio's 14th District and TTIP

Ohio's 14th District already has a strong trade relationship with the European Union, and a successful conclusion of the **Transatlantic Trade and Investment Partnership (TTIP)** would contribute significantly to the district's future economic growth.

The EU purchased an estimated \$864 million worth of goods (21 percent of goods exports) and \$247 million worth of services (32 percent of services exports) from Ohio's 14th District in 2012.

Successful implementation of TTIP is estimated to increase Ohio's 14th District's exports to the EU by 30.4 percent and could boost net employment by up to 1,935 jobs.

Current District Exports to European Union (\$ million)



Estimated Impacts of Full TTIP Implementation on Key Sectors

Top Sectors by Export Increase

Chemicals	+\$144 million
Other Transport Equipment	+\$128 million
Metals and Metal Products	+\$76 million

Estimated Job Growth in Key Sectors

Business services	+295 jobs
Personal services	+205 jobs
Other machinery	+140 jobs

BOTTOM LINE: Since 2006, Ohio's 14th District's aerospace products exports to the EU have increased by 228 percent. By reducing barriers to trade and investment, TTIP would facilitate future growth, increasing anticipated U.S. transportation equipment exports by a further 27.8 percent.



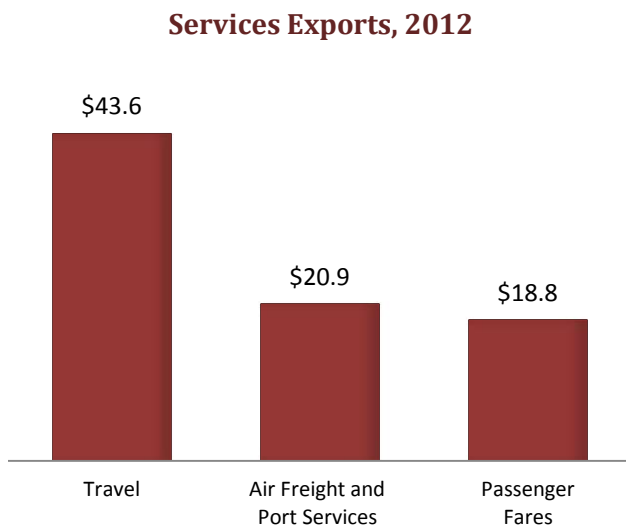
Ohio's 15th District and TTIP

Ohio's 15th District already has a strong trade relationship with the European Union, and a successful conclusion of the **Transatlantic Trade and Investment Partnership (TTIP)** would contribute significantly to the district's future economic growth.

The EU purchased an estimated \$216 million worth of goods (12 percent of goods exports) and \$219 million worth of services (29 percent of services exports) from Ohio's 15th District in 2012.

Successful implementation of TTIP is estimated to increase Ohio's 15th District's exports to the EU by 32.1 percent and could boost net employment by up to 1,445 jobs.

Current District Exports to European Union (\$ million)



Estimated Impacts of Full TTIP Implementation on Key Sectors

Top Sectors by Export Increase

Motor Vehicles	+\$114 million
Chemicals	+\$38 million
Other Transport Equipment	+\$20 million

Estimated Job Growth in Key Sectors

Business services	+260 jobs
Personal services	+205 jobs
Construction	+85 jobs

BOTTOM LINE: Since 2006, Ohio's 15th District's aerospace products exports to the EU have increased by 271 percent. By reducing barriers to trade and investment, TTIP would facilitate future growth, increasing anticipated U.S. transportation equipment exports by a further 27.8 percent.



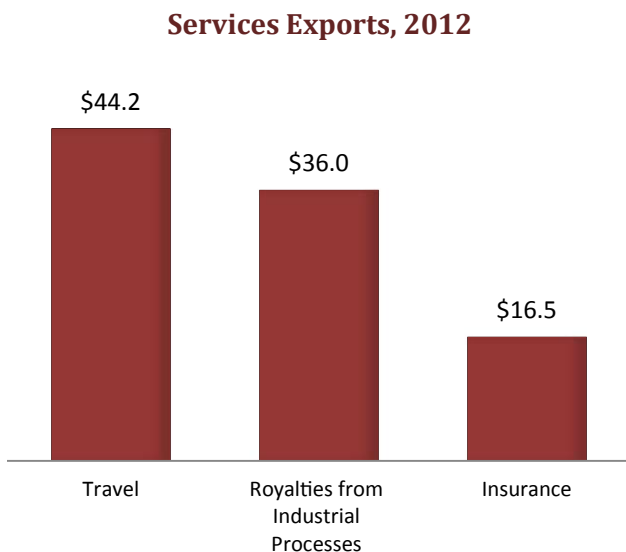
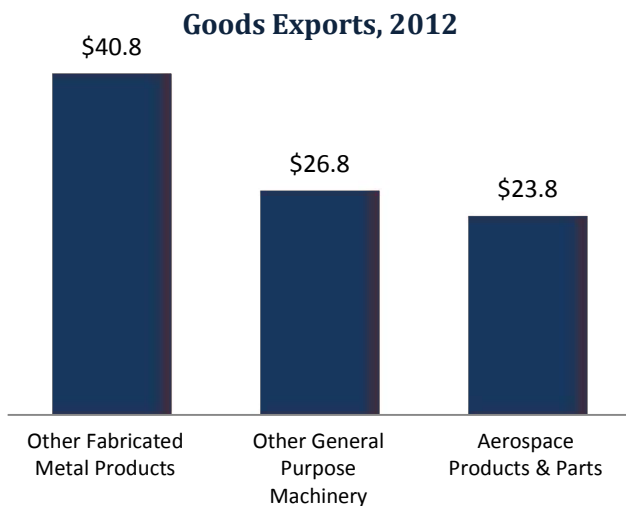
Ohio's 16th District and TTIP

Ohio's 16th District already has a strong trade relationship with the European Union, and a successful conclusion of the **Transatlantic Trade and Investment Partnership (TTIP)** would contribute significantly to the district's future economic growth.

The EU purchased an estimated \$312 million worth of goods (14 percent of goods exports) and \$224 million worth of services (31 percent of services exports) from Ohio's 16th District in 2012.

Successful implementation of TTIP is estimated to increase Ohio's 16th District's exports to the EU by 33.4 percent and could boost net employment by up to 1,710 jobs.

Current District Exports to European Union (\$ million)



Estimated Impacts of Full TTIP Implementation on Key Sectors

Top Sectors by Export Increase

Metals and Metal Products	+\$82 million
Motor Vehicles	+\$71 million
Chemicals	+\$53 million

Estimated Job Growth in Key Sectors

Business services	+270 jobs
Personal services	+195 jobs
Construction	+100 jobs

BOTTOM LINE: Since 2006, Ohio's 16th District's aerospace products exports to the EU have increased by 209 percent. By reducing barriers to trade and investment, TTIP would facilitate future growth, increasing anticipated U.S. transportation equipment exports by a further 27.8 percent.



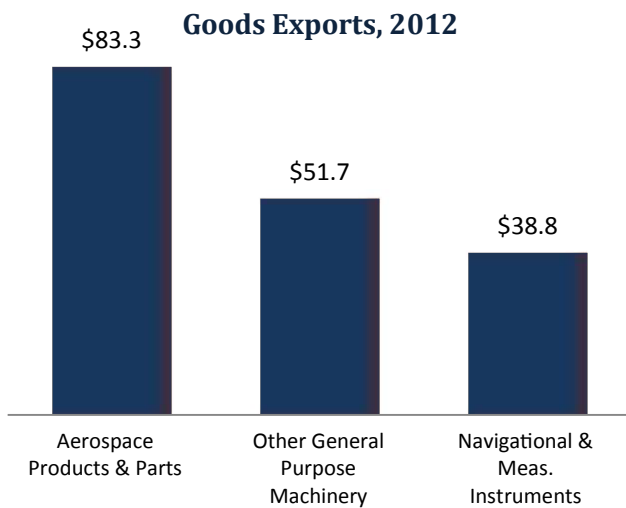
Oklahoma's 1st District and TTIP

Oklahoma's 1st District already has a strong trade relationship with the European Union, and a successful conclusion of the **Transatlantic Trade and Investment Partnership (TTIP)** would contribute significantly to the district's future economic growth.

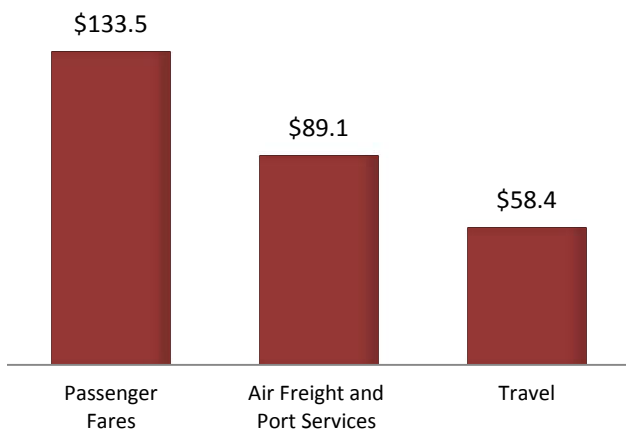
The EU purchased an estimated \$285 million worth of goods (13 percent of goods exports) and \$411 million worth of services (28 percent of services exports) from Oklahoma's 1st District in 2012.

Successful implementation of TTIP is estimated to increase Oklahoma's 1st District's exports to the EU by 19 percent and could boost net employment by up to 2,475 jobs.

Current District Exports to European Union (\$ million)



Services Exports, 2012



Estimated Impacts of Full TTIP Implementation on Key Sectors

Top Sectors by Export Increase

Metals and Metal Products	+\$44 million
Other Transport Equipment	+\$36 million
Other Machinery	+\$33 million

Estimated Job Growth in Key Sectors

Business services	+335 jobs
Personal services	+260 jobs
Other machinery	+215 jobs

BOTTOM LINE: Since 2006, Oklahoma's 1st District's general purpose machinery exports to the EU have increased by 62 percent. By reducing barriers to trade and investment, TTIP would facilitate future growth, increasing anticipated U.S. machinery exports by a further 16.7 percent.



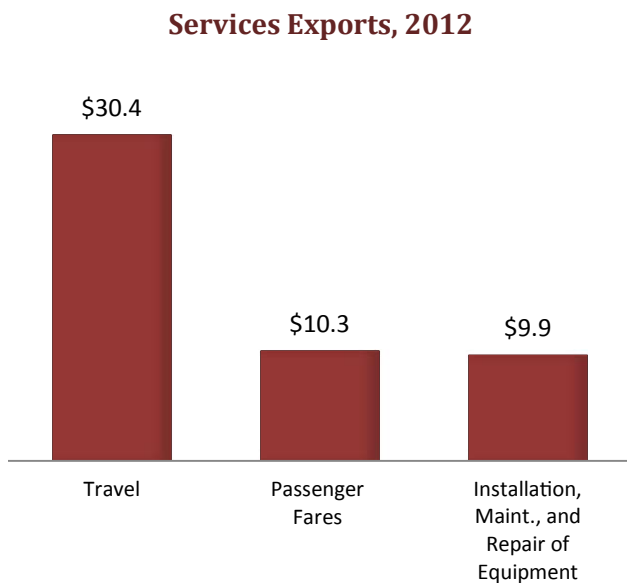
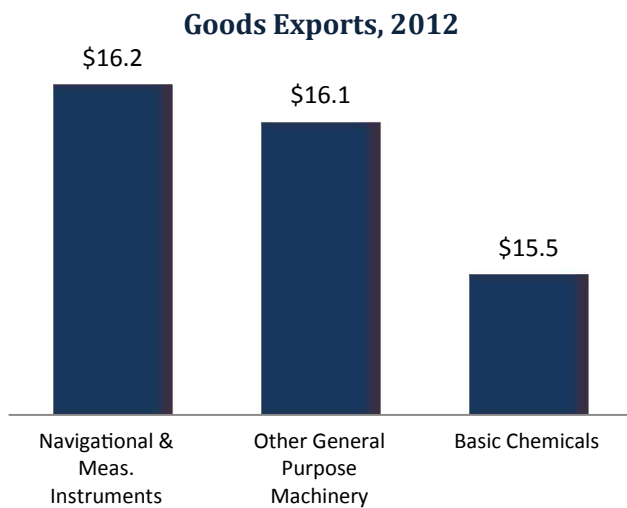
Oklahoma's 2nd District and TTIP

Oklahoma's 2nd District already has a strong trade relationship with the European Union, and a successful conclusion of the **Transatlantic Trade and Investment Partnership (TTIP)** would contribute significantly to the district's future economic growth.

The EU purchased an estimated \$144 million worth of goods (10 percent of goods exports) and \$105 million worth of services (27 percent of services exports) from Oklahoma's 2nd District in 2012.

Successful implementation of TTIP is estimated to increase Oklahoma's 2nd District's exports to the EU by 30 percent and could boost net employment by up to 1,015 jobs.

Current District Exports to European Union (\$ million)



Estimated Impacts of Full TTIP Implementation on Key Sectors

Top Sectors by Export Increase

Processed Foods	+\$19 million
Motor Vehicles	+\$16 million
Metals and Metal Products	+\$16 million

Estimated Job Growth in Key Sectors

Personal services	+125 jobs
Business services	+110 jobs
Construction	+75 jobs

BOTTOM LINE: Since 2006, Oklahoma's 2nd District's general purpose machinery exports to the EU have increased by 54 percent. By reducing barriers to trade and investment, TTIP would facilitate future growth, increasing anticipated U.S. machinery exports by a further 16.7 percent.



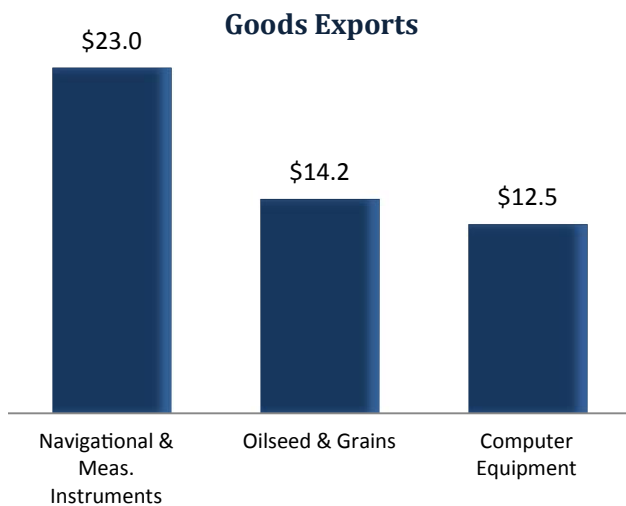
Oklahoma's 3rd District and TTIP

Oklahoma's 3rd District already has a strong trade relationship with the European Union, and a successful conclusion of the **Transatlantic Trade and Investment Partnership (TTIP)** would contribute significantly to the District's future economic growth.

The EU purchased an estimated \$139 million worth of goods (10 percent of goods exports) and \$141 million worth of services (23 percent of services exports) from Oklahoma's 3rd District in 2012.

Successful implementation of TTIP is estimated to increase Oklahoma's 3rd District's exports to the EU by 20.9 percent and could boost net employment by up to 1,340 jobs.

2012 District Exports to European Union (\$ million)



Estimated Impacts of Full TTIP Implementation on Key District Sectors

Top Sectors by Export Increase

Electrical Machinery	+\$14 million
Metals and Metal Products	+\$11 million
Other Machinery	+\$11 million

Estimated Job Growth in Key Sectors

Business services	+190 jobs
Personal services	+145 jobs
Construction	+110 jobs

BOTTOM LINE: Since 2006, the 3rd District's computer equipment exports to the EU have increased by 281 percent. By reducing barriers to trade and investment, TTIP would facilitate future growth, increasing anticipated electrical machinery exports by a further 44 percent.



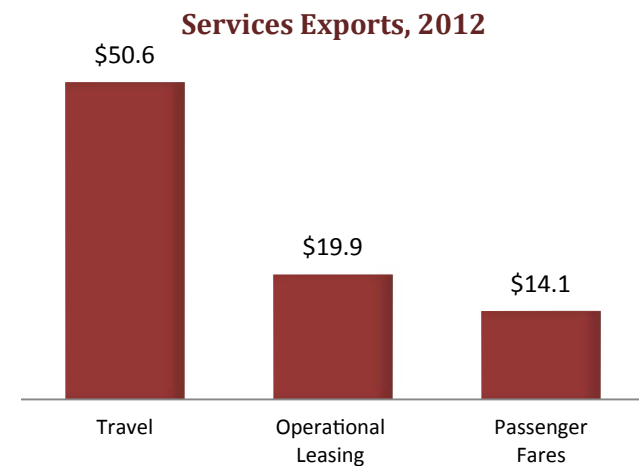
Oklahoma's 4th District and TTIP

Oklahoma's 4th District already has a strong trade relationship with the European Union, and a successful conclusion of the **Transatlantic Trade and Investment Partnership (TTIP)** would contribute significantly to the district's future economic growth.

The EU purchased an estimated \$111 million worth of goods (11 percent of goods exports) and \$164 million worth of services (25 percent of services exports) from Oklahoma's 4th District in 2012.

Successful implementation of TTIP is estimated to increase Oklahoma's 4th District's exports to the EU by 21.2 percent and could boost net employment by up to 1,360 jobs.

Current District Exports to European Union (\$ million)



Estimated Impacts of Full TTIP Implementation on Key Sectors

Top Sectors by Export Increase

Chemicals	+\$20 million
Other Machinery	+\$11 million
Electrical Machinery	+\$10 million

Estimated Job Growth in Key Sectors

Personal services	+195 jobs
Business services	+180 jobs
Other machinery	+110 jobs

BOTTOM LINE: Since 2006, Oklahoma's 4th District's ag and construction machinery exports to the EU have increased by 59 percent. By reducing barriers to trade and investment, TTIP would facilitate future growth, increasing anticipated U.S. machinery exports by a further 16.7 percent.



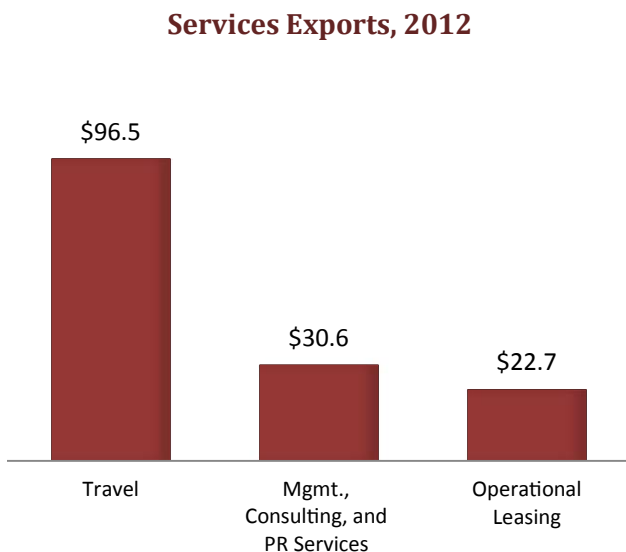
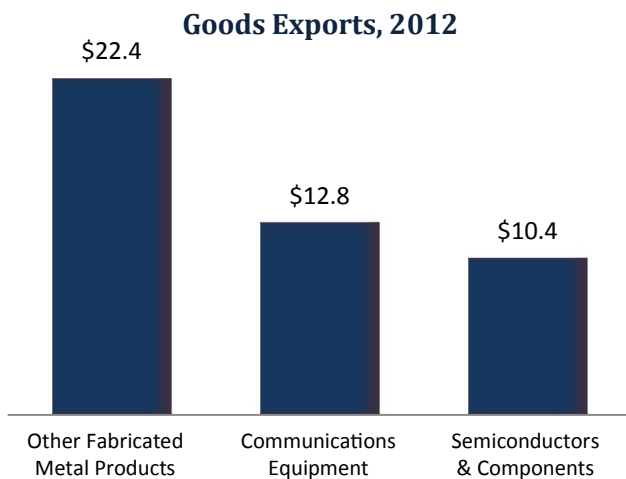
Oklahoma's 5th District and TTIP

Oklahoma's 5th District already has a strong trade relationship with the European Union, and a successful conclusion of the **Transatlantic Trade and Investment Partnership (TTIP)** would contribute significantly to the district's future economic growth.

The EU purchased an estimated \$97 million worth of goods (13 percent of goods exports) and \$279 million worth of services (26 percent of services exports) from Oklahoma's 5th District in 2012.

Successful implementation of TTIP is estimated to increase Oklahoma's 5th District's exports to the EU by 17.3 percent and could boost net employment by up to 2,495 jobs.

Current District Exports to European Union (\$ million)



Estimated Impacts of Full TTIP Implementation on Key Sectors

Top Sectors by Export Increase

Metals and Metal Products	+\$22 million
Motor Vehicles	+\$11 million
Other Machinery	+\$8 million

Estimated Job Growth in Key Sectors

Business services	+405 jobs
Personal services	+305 jobs
Construction	+155 jobs

BOTTOM LINE: Since 2006, Oklahoma's 5th District's fabricated metal products exports to the EU have increased by 222 percent. By reducing barriers to trade and investment, TTIP would facilitate future growth, increasing anticipated U.S. metals and metal products exports by a further 88.1 percent.



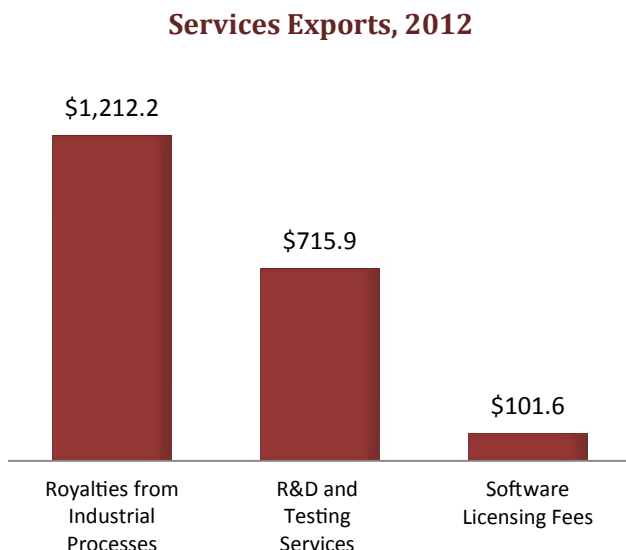
Oregon's 1st District and TTIP

Oregon's 1st District already has a strong trade relationship with the European Union, and a successful conclusion of the **Transatlantic Trade and Investment Partnership (TTIP)** would contribute significantly to the district's future economic growth.

The EU purchased an estimated \$706 million worth of goods (10 percent of goods exports) and \$2.1 billion worth of services (41 percent of services exports) from Oregon's 1st District in 2012.

Successful implementation of TTIP is estimated to increase Oregon's 1st District's exports to the EU by 22.5 percent and could boost net employment by up to 1,980 jobs.

Current District Exports to European Union (\$ million)



Estimated Impacts of Full TTIP Implementation on Key Sectors

Top Sectors by Export Increase

Electrical Machinery	+\$140 million
Other Machinery	+\$41 million
Metals and Metal Products	+\$30 million

Estimated Job Growth in Key Sectors

Business services	+415 jobs
Personal services	+250 jobs
Construction	+145 jobs

BOTTOM LINE: *Since 2006, Oregon's 1st District's medical equipment and supplies exports to the EU have increased by 47 percent. By reducing barriers to trade and investment, TTIP would facilitate future growth, increasing anticipated U.S. electrical equipment exports by a further 44.1 percent.*



Oregon's 2nd District and TTIP

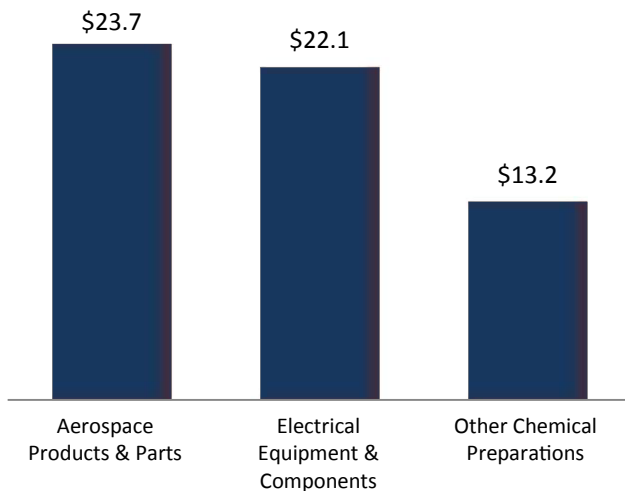
Oregon's 2nd District already has a strong trade relationship with the European Union, and a successful conclusion of the **Transatlantic Trade and Investment Partnership (TTIP)** would contribute significantly to the district's future economic growth.

The EU purchased an estimated \$185 million worth of goods (9 percent of goods exports) and \$193 million worth of services (31 percent of services exports) from Oregon's 2nd District in 2012.

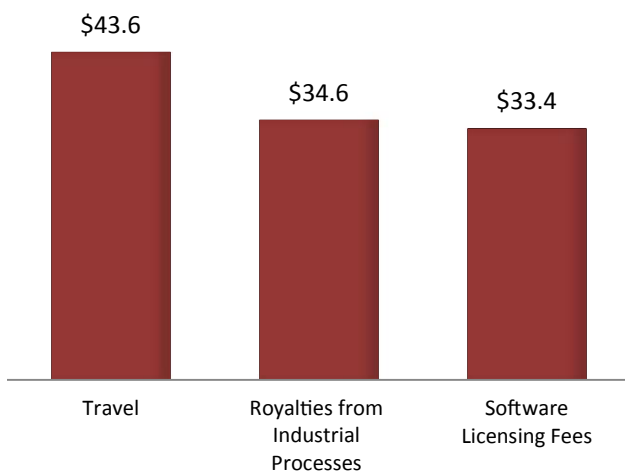
Successful implementation of TTIP is estimated to increase Oregon's 2nd District's exports to the EU by 25.1 percent and could boost net employment by up to 1,505 jobs.

Current District Exports to European Union (\$ million)

Goods Exports, 2012



Services Exports, 2012



Estimated Impacts of Full TTIP Implementation on Key Sectors

Top Sectors by Export Increase

Motor Vehicles	+\$31 million
Processed Foods	+\$16 million
Chemicals	+\$13 million

Estimated Job Growth in Key Sectors

Personal services	+250 jobs
Business services	+225 jobs
Construction	+95 jobs

BOTTOM LINE: Since 2006, Oregon's 2nd District's electrical equipment exports to the EU have increased by 108 percent. By reducing barriers to trade and investment, TTIP would facilitate future growth, increasing anticipated U.S. electrical equipment exports by a further 44.1 percent.



Oregon's 3rd District and TTIP

Oregon's 3rd District already has a strong trade relationship with the European Union, and a successful conclusion of the **Transatlantic Trade and Investment Partnership (TTIP)** would contribute significantly to the District's future economic growth.

The EU purchased an estimated \$319 million worth of goods (15 percent of goods exports) and \$437 million worth of services (30 percent of services exports) from Oregon's 3rd District in 2012.

Successful implementation of TTIP is estimated to increase Oregon's 3rd District's exports to the EU by 23.7 percent and could boost net employment by up to 2,415 jobs.

2012 District Exports to European Union (\$ million)



Estimated Impacts of Full TTIP Implementation on Key District Sectors

Top Sectors by Export Increase

Other Transport Equipment	+\$76 million
Metals and Metal Products	+\$66 million
Motor Vehicles	+\$35 million

Estimated Job Growth in Key Sectors

Business services	+415 jobs
Personal services	+345 jobs
Construction	+130 jobs

BOTTOM LINE: Since 2006, the 3rd District's aerospace product exports to the EU have increased by 81 percent. By reducing barriers to trade and investment, TTIP would facilitate future growth, increasing anticipated transportation equipment exports by a further 28 percent.



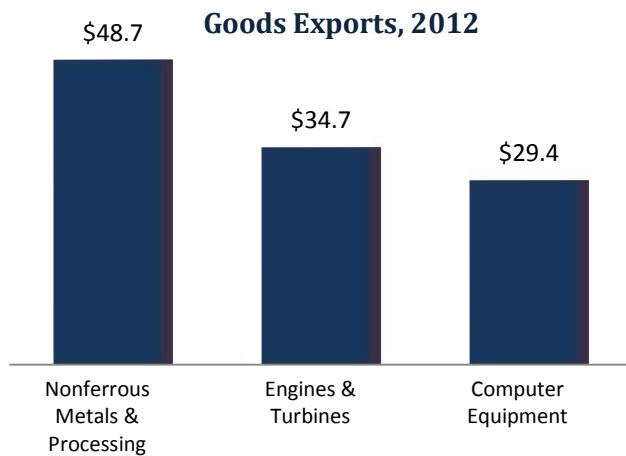
Oregon's 4th District and TTIP

Oregon's 4th District already has a strong trade relationship with the European Union, and a successful conclusion of the **Transatlantic Trade and Investment Partnership (TTIP)** would contribute significantly to the district's future economic growth.

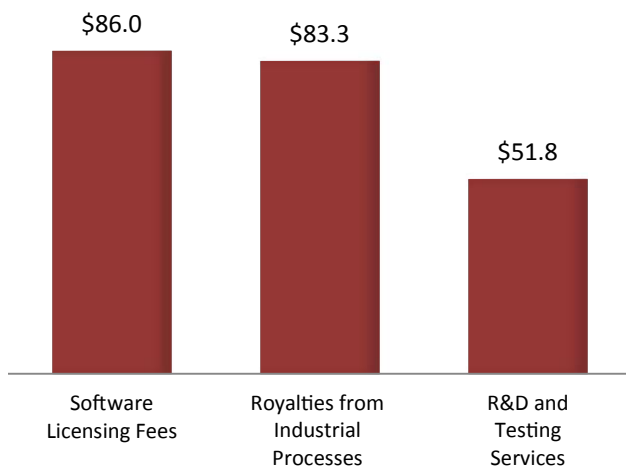
The EU purchased an estimated \$312 million worth of goods (11 percent of goods exports) and \$325 million worth of services (29 percent of services exports) from Oregon's 4th District in 2012.

Successful implementation of TTIP is estimated to increase Oregon's 4th District's exports to the EU by 24.3 percent and could boost net employment by up to 1,510 jobs.

Current District Exports to European Union (\$ million)



Services Exports, 2012



Estimated Impacts of Full TTIP Implementation on Key Sectors

Top Sectors by Export Increase

Other Machinery	+\$42 million
Metals and Metal Products	+\$39 million
Chemicals	+\$28 million

Estimated Job Growth in Key Sectors

Business services	+230 jobs
Personal services	+220 jobs
Construction	+85 jobs

BOTTOM LINE: Since 2006, Oregon's 4th District's nonferrous metals exports to the EU have increased by 118 percent. By reducing barriers to trade and investment, TTIP would facilitate future growth, increasing anticipated U.S. metals and metal products exports by a further 88.1 percent.



Oregon's 5th District and TTIP

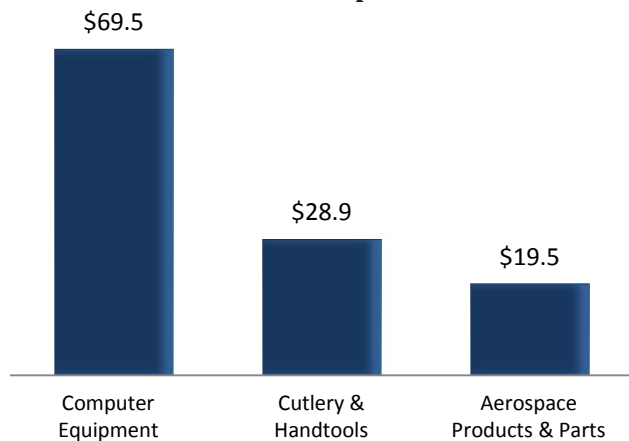
Oregon's 5th District already has a strong trade relationship with the European Union, and a successful conclusion of the **Transatlantic Trade and Investment Partnership (TTIP)** would contribute significantly to the District's future economic growth.

The EU purchased an estimated \$281 million worth of goods (11 percent of goods exports) and \$332 million worth of services (36 percent of services exports) from Oregon's 5th District in 2012.

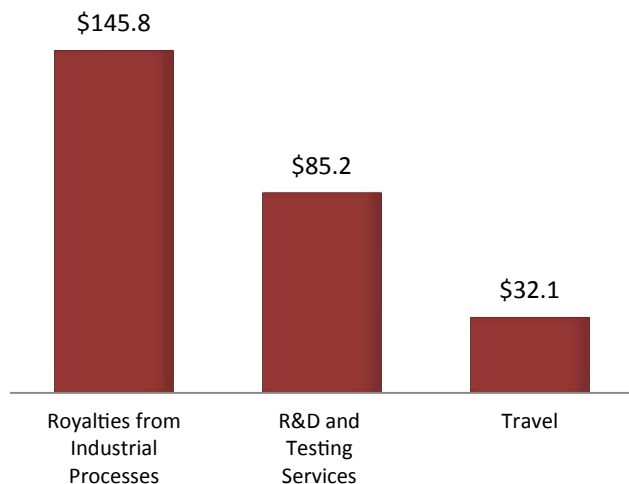
Successful implementation of TTIP is estimated to increase Oregon's 5th District's exports to the EU by 27.1 percent and could boost net employment by up to 1,465 jobs.

2012 District Exports to European Union (\$ million)

Goods Export



Services Export



Estimated Impacts of Full TTIP Implementation on Key District Sectors

Top Sectors by Export Increase

Metals and Metal Products	+\$29 million
Chemicals	+\$23 million
Other Machinery	+\$22 million

Estimated Job Growth in Key Sectors

Personal services	+225 jobs
Business services	+210 jobs
Construction	+125 jobs

BOTTOM LINE: Since 2006, the 5th District's exports of R&D and testing services to the EU have increased by 158 percent. By reducing barriers to trade and investment, TTIP would facilitate future growth, increasing anticipated business services exports by a further 5 percent.



Pennsylvania's 1st District and TTIP

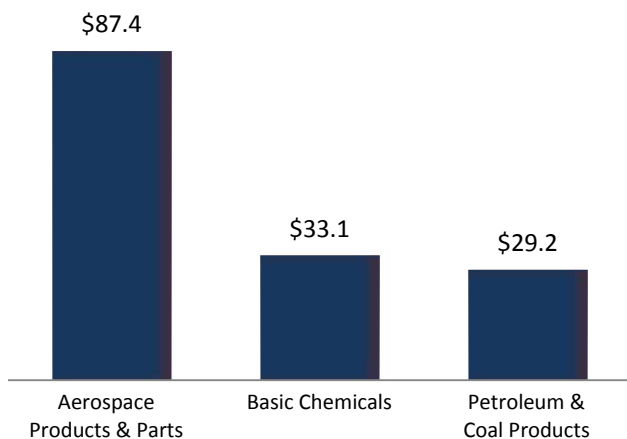
Pennsylvania's 1st District already has a strong trade relationship with the European Union, and a successful conclusion of the **Transatlantic Trade and Investment Partnership (TTIP)** would contribute significantly to the district's future economic growth.

The EU purchased an estimated \$206 million worth of goods (28 percent of goods exports) and \$360 million worth of services (30 percent of services exports) from Pennsylvania's 1st District in 2012.

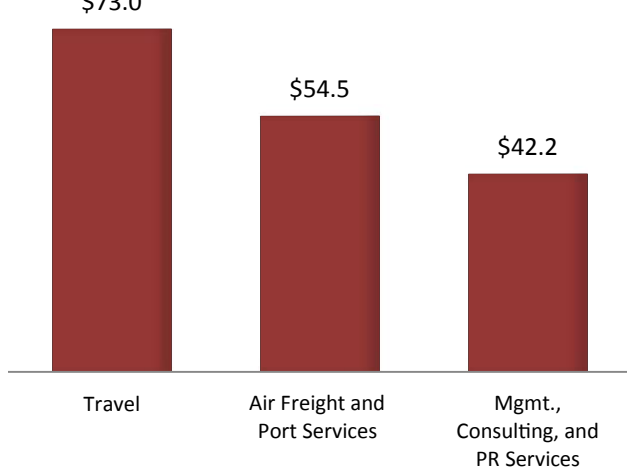
Successful implementation of TTIP is estimated to increase Pennsylvania's 1st District's exports to the EU by 17.7 percent and could boost net employment by up to 1,830 jobs.

Current District Exports to European Union (\$ million)

Goods Exports, 2012



Services Exports, 2012



Estimated Impacts of Full TTIP Implementation on Key Sectors

Top Sectors by Export Increase

Other Transport Equipment	+\$31 million
Chemicals	+\$26 million
Motor Vehicles	+\$11 million

Estimated Job Growth in Key Sectors

Personal services	+260 jobs
Business services	+245 jobs
Other transport equipment	+45 jobs

BOTTOM LINE: Since 2006, Pennsylvania's 1st District's chemicals exports to the EU have increased by 461 percent. By reducing barriers to trade and investment, TTIP would facilitate future growth, increasing anticipated U.S. chemicals exports by a further 34.2 percent.



Pennsylvania's 2nd District and TTIP

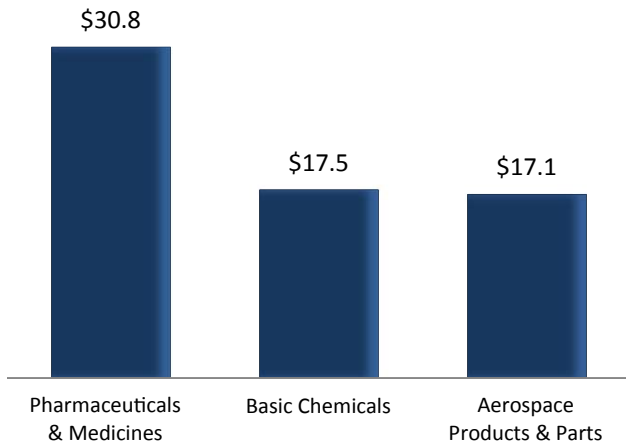
Pennsylvania's 2nd District already has a strong trade relationship with the European Union, and a successful conclusion of the **Transatlantic Trade and Investment Partnership (TTIP)** would contribute significantly to the District's future economic growth.

The EU purchased an estimated \$109 million worth of goods (25 percent of goods exports) and \$487 million worth of services (26 percent of services exports) from Pennsylvania's 2nd District in 2012.

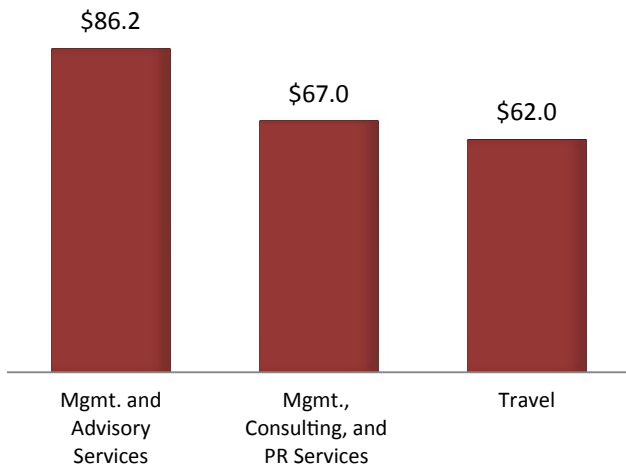
Successful implementation of TTIP is estimated to increase Pennsylvania's 2nd District's exports to the EU by 13.2 percent and could boost net employment by up to 2,010 jobs.

2012 District Exports to European Union (\$ million)

Goods Exports



Services Exports



Estimated Impacts of Full TTIP Implementation on Key District Sectors

Top Sectors by Export Increase

Chemicals	+\$40 million
Motor Vehicles	+\$17 million
Business Services	+\$10 million

Estimated Job Growth in Key Sectors

Business services	+330 jobs
Personal services	+230 jobs
Construction	+50 jobs

BOTTOM LINE: Since 2006, the 2nd District's pharmaceutical and medicine exports to the EU have increased by 116 percent. By reducing barriers to trade and investment, TTIP would facilitate future growth, increasing anticipated chemical exports by a further 34 percent.



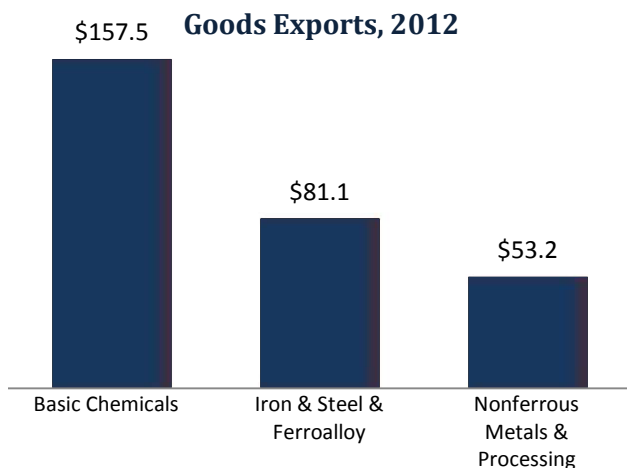
Pennsylvania's 3rd District and TTIP

Pennsylvania's 3rd District already has a strong trade relationship with the European Union, and a successful conclusion of the **Transatlantic Trade and Investment Partnership (TTIP)** would contribute significantly to the district's future economic growth.

The EU purchased an estimated \$739 million worth of goods (21 percent of goods exports) and \$159 million worth of services (28 percent of services exports) from Pennsylvania's 3rd District in 2012.

Successful implementation of TTIP is estimated to increase Pennsylvania's 3rd District's exports to the EU by 36.4 percent and could boost net employment by up to 1,835 jobs.

Current District Exports to European Union (\$ million)



Estimated Impacts of Full TTIP Implementation on Key Sectors

Top Sectors by Export Increase

Metals and Metal Products	+\$234 million
Chemicals	+\$165 million
Other Transport Equipment	+\$40 million

Estimated Job Growth in Key Sectors

Personal services	+225 jobs
Business services	+170 jobs
Other machinery	+120 jobs

BOTTOM LINE: Since 2006, Pennsylvania's 3rd District's chemicals exports to the EU have increased by 356 percent. By reducing barriers to trade and investment, TTIP would facilitate future growth, increasing anticipated U.S. chemicals exports by a further 34.2 percent.



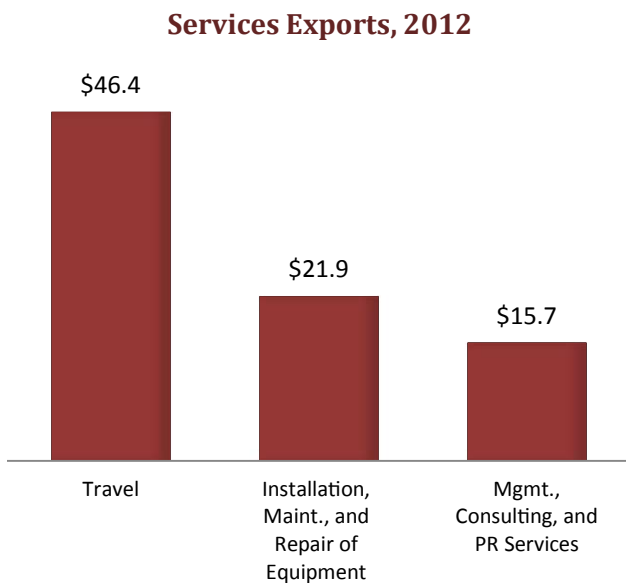
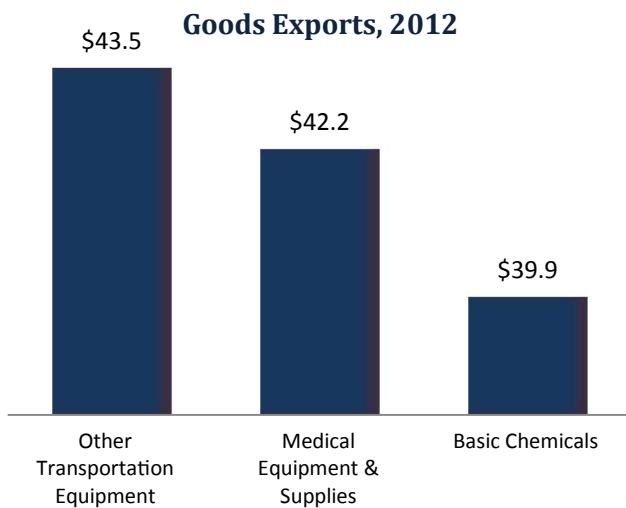
Pennsylvania's 4th District and TTIP

Pennsylvania's 4th District already has a strong trade relationship with the European Union, and a successful conclusion of the **Transatlantic Trade and Investment Partnership (TTIP)** would contribute significantly to the district's future economic growth.

The EU purchased an estimated \$442 million worth of goods (17 percent of goods exports) and \$205 million worth of services (28 percent of services exports) from Pennsylvania's 4th District in 2012.

Successful implementation of TTIP is estimated to increase Pennsylvania's 4th District's exports to the EU by 30.7 percent and could boost net employment by up to 1,980 jobs.

Current District Exports to European Union (\$ million)



Estimated Impacts of Full TTIP Implementation on Key Sectors

Top Sectors by Export Increase

Metals and Metal Products	+\$76 million
Motor Vehicles	+\$65 million
Chemicals	+\$57 million

Estimated Job Growth in Key Sectors

Personal services	+245 jobs
Business services	+235 jobs
Construction	+110 jobs

BOTTOM LINE: Since 2006, Pennsylvania's 4th District's chemicals exports to the EU have increased 11-fold. By reducing barriers to trade and investment, TTIP would facilitate future growth, increasing anticipated U.S. chemicals exports by a further 34.2 percent.



Pennsylvania's 5th District and TTIP

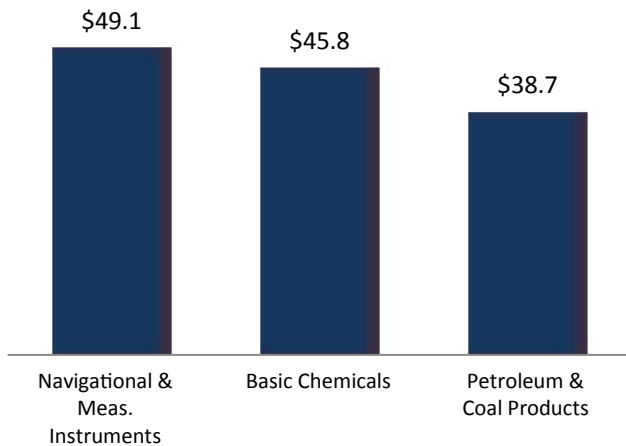
Pennsylvania's 5th District already has a strong trade relationship with the European Union, and a successful conclusion of the **Transatlantic Trade and Investment Partnership (TTIP)** would contribute significantly to the district's future economic growth.

The EU purchased an estimated \$553 million worth of goods (18 percent of goods exports) and \$170 million worth of services (23 percent of services exports) from Pennsylvania's 5th District in 2012.

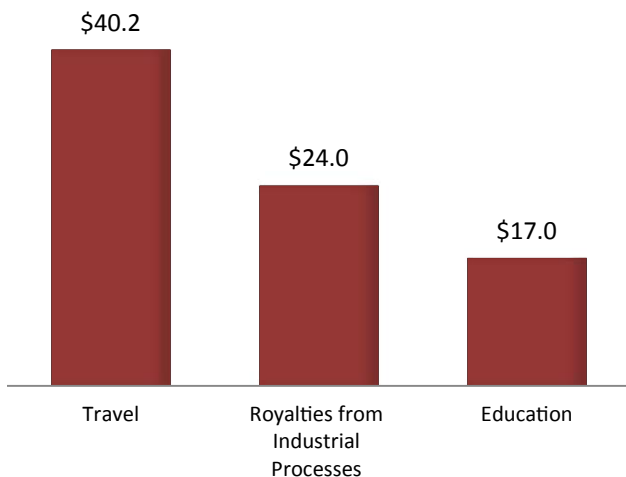
Successful implementation of TTIP is estimated to increase Pennsylvania's 5th District's exports to the EU by 34.2 percent and could boost net employment by up to 1,560 jobs.

Current District Exports to European Union (\$ million)

Goods Exports, 2012



Services Exports, 2012



Estimated Impacts of Full TTIP Implementation on Key Sectors

Top Sectors by Export Increase

Metals and Metal Products	+\$149 million
Chemicals	+\$76 million
Motor Vehicles	+\$36 million

Estimated Job Growth in Key Sectors

Personal services	+210 jobs
Business services	+135 jobs
Metals and metal products	+85 jobs

BOTTOM LINE: Since 2006, Pennsylvania's 5th District's chemicals exports to the EU have increased by 154 percent. By reducing barriers to trade and investment, TTIP would facilitate future growth, increasing anticipated U.S. chemicals exports by a further 34.2 percent.



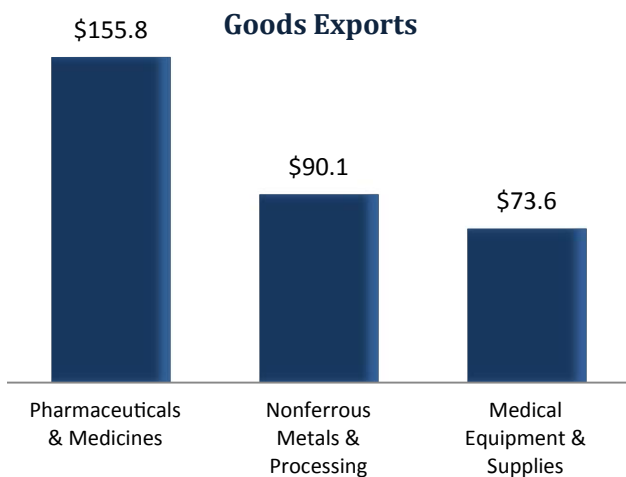
Pennsylvania's 6th District and TTIP

Pennsylvania's 6th District already has a strong trade relationship with the European Union, and a successful conclusion of the **Transatlantic Trade and Investment Partnership (TTIP)** would contribute significantly to the District's future economic growth.

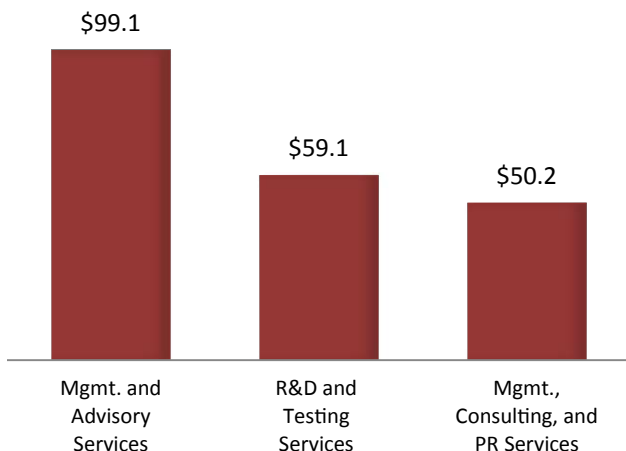
The EU purchased an estimated \$692 million worth of goods (24 percent of goods exports) and \$449 million worth of services (34 percent of services exports) from Pennsylvania's 6th District in 2012.

Successful implementation of TTIP is estimated to increase Pennsylvania's 6th District's exports to the EU by 31.4 percent and could boost net employment by up to 2,245 jobs.

2012 District Exports to European Union (\$ million)



Services Exports



Estimated Impacts of Full TTIP Implementation on Key District Sectors

Top Sectors by Export Increase

Chemicals	+\$197 million
Metals and Metal Products	+\$134 million
Motor Vehicles	+\$51 million

Estimated Job Growth in Key Sectors

Business services	+380 jobs
Personal services	+230 jobs
Construction	+95 jobs

BOTTOM LINE: Since 2006, the 6th District's pharmaceutical and medicine exports to the EU have increased by 95 percent. By reducing barriers to trade and investment, TTIP would facilitate future growth, increasing anticipated chemical exports by a further 34 percent.



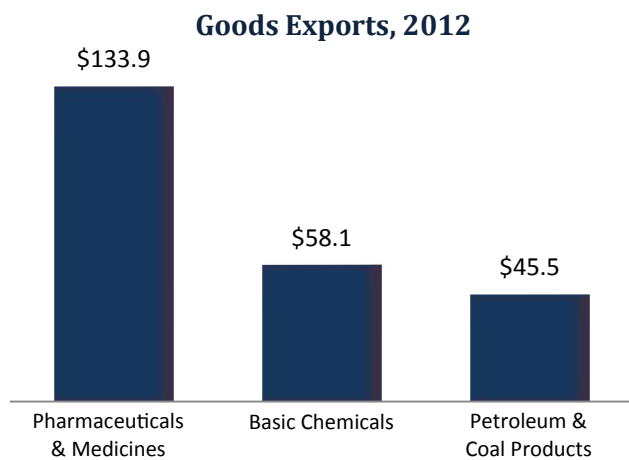
Pennsylvania's 7th District and TTIP

Pennsylvania's 7th District already has a strong trade relationship with the European Union, and a successful conclusion of the **Transatlantic Trade and Investment Partnership (TTIP)** would contribute significantly to the district's future economic growth.

The EU purchased an estimated \$461 million worth of goods (25 percent of goods exports) and \$325 million worth of services (33 percent of services exports) from Pennsylvania's 7th District in 2012.

Successful implementation of TTIP is estimated to increase Pennsylvania's 7th District's exports to the EU by 28.5 percent and could boost net employment by up to 1,805 jobs.

Current District Exports to European Union (\$ million)



Estimated Impacts of Full TTIP Implementation on Key Sectors

Top Sectors by Export Increase

Chemicals	+\$159 million
Metals and Metal Products	+\$58 million
Motor Vehicles	+\$24 million

Estimated Job Growth in Key Sectors

Business services	+290 jobs
Personal services	+175 jobs
Construction	+90 jobs

BOTTOM LINE: Since 2006, Pennsylvania's 7th District's pharmaceuticals exports to the EU have increased by 104 percent. By reducing barriers to trade and investment, TTIP would facilitate future growth, increasing anticipated U.S. chemicals exports by a further 34.2 percent.



Pennsylvania's 8th District and TTIP

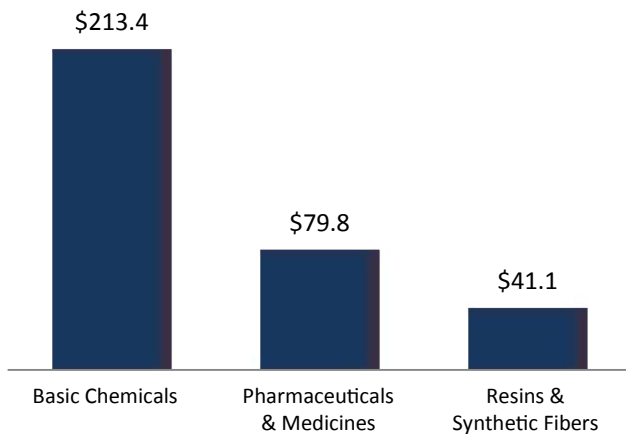
Pennsylvania's 8th District already has a strong trade relationship with the European Union, and a successful conclusion of the **Transatlantic Trade and Investment Partnership (TTIP)** would contribute significantly to the district's future economic growth.

The EU purchased an estimated \$638 million worth of goods (25 percent of goods exports) and \$272 million worth of services (33 percent of services exports) from Pennsylvania's 8th District in 2012.

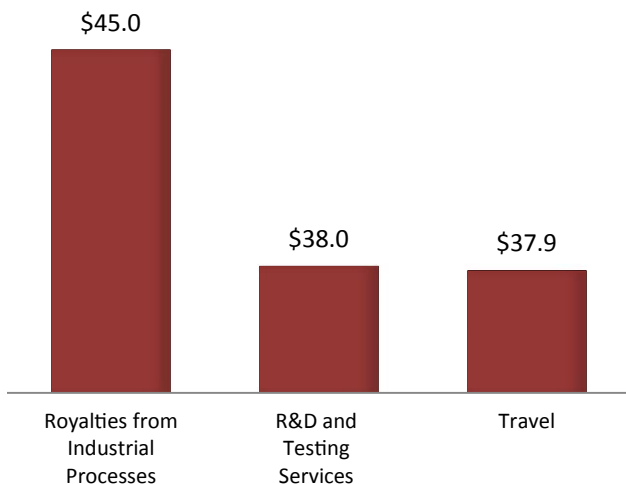
Successful implementation of TTIP is estimated to increase Pennsylvania's 8th District's exports to the EU by 27.5 percent and could boost net employment by up to 1,935 jobs.

Current District Exports to European Union (\$ million)

Goods Exports, 2012



Services Exports, 2012



Estimated Impacts of Full TTIP Implementation on Key Sectors

Top Sectors by Export Increase

Chemicals	+\$310 million
Metals and Metal Products	+\$25 million
Other Machinery	+\$22 million

Estimated Job Growth in Key Sectors

Business services	+295 jobs
Personal services	+210 jobs
Construction	+105 jobs

BOTTOM LINE: Since 2006, Pennsylvania's 8th District's pharmaceuticals exports to the EU have increased by 168 percent. By reducing barriers to trade and investment, TTIP would facilitate future growth, increasing anticipated U.S. chemicals exports by a further 34.2 percent.



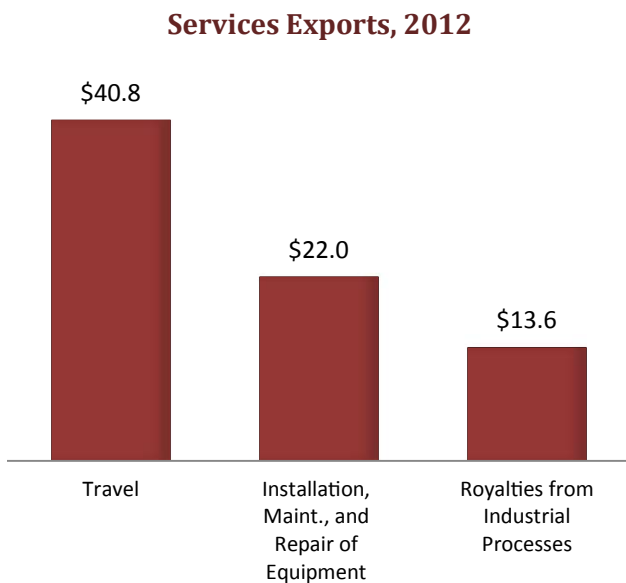
Pennsylvania's 9th District and TTIP

Pennsylvania's 9th District already has a strong trade relationship with the European Union, and a successful conclusion of the **Transatlantic Trade and Investment Partnership (TTIP)** would contribute significantly to the district's future economic growth.

The EU purchased an estimated \$392 million worth of goods (16 percent of goods exports) and \$142 million worth of services (25 percent of services exports) from Pennsylvania's 9th District in 2012.

Successful implementation of TTIP is estimated to increase Pennsylvania's 9th District's exports to the EU by 26.9 percent and could boost net employment by up to 1,545 jobs.

Current District Exports to European Union (\$ million)



Estimated Impacts of Full TTIP Implementation on Key Sectors

Top Sectors by Export Increase

Metals and Metal Products	+\$79 million
Chemicals	+\$61 million
Other Machinery	+\$55 million

Estimated Job Growth in Key Sectors

Personal services	+205 jobs
Business services	+155 jobs
Other machinery	+120 jobs

BOTTOM LINE: Since 2006, Pennsylvania's 9th District's chemicals exports to the EU have increased by 225 percent. By reducing barriers to trade and investment, TTIP would facilitate future growth, increasing anticipated U.S. chemicals exports by a further 34.2 percent.



Pennsylvania's 10th District and TTIP

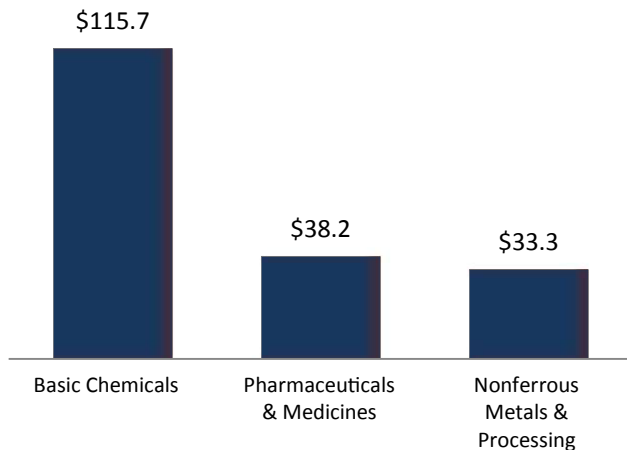
Pennsylvania's 10th District already has a strong trade relationship with the European Union, and a successful conclusion of the **Transatlantic Trade and Investment Partnership (TTIP)** would contribute significantly to the district's future economic growth.

The EU purchased an estimated \$455 million worth of goods (22 percent of goods exports) and \$143 million worth of services (27 percent of services exports) from Pennsylvania's 10th District in 2012.

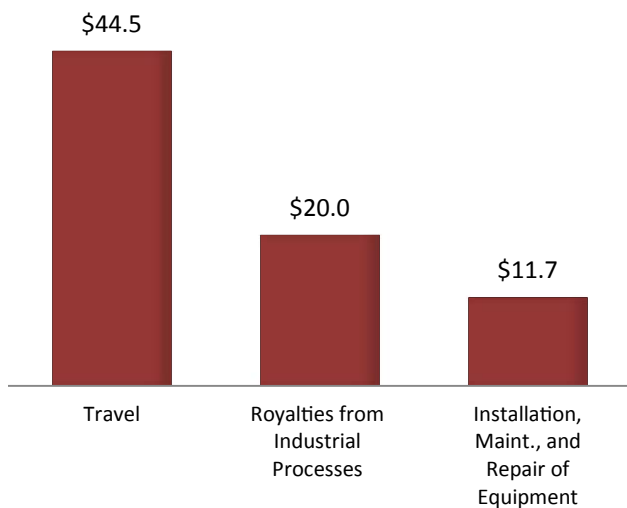
Successful implementation of TTIP is estimated to increase Pennsylvania's 10th District's exports to the EU by 36.4 percent and could boost net employment by up to 1,380 jobs.

Current District Exports to European Union (\$ million)

Goods Exports, 2012



Services Exports, 2012



Estimated Impacts of Full TTIP Implementation on Key Sectors

Top Sectors by Export Increase

Chemicals	+\$147 million
Metals and Metal Products	+\$101 million
Motor Vehicles	+\$26 million

Estimated Job Growth in Key Sectors

Personal services	+205 jobs
Business services	+115 jobs
Construction	+85 jobs

BOTTOM LINE: Since 2006, Pennsylvania's 10th District's chemicals exports to the EU have increased by 215 percent. By reducing barriers to trade and investment, TTIP would facilitate future growth, increasing anticipated U.S. chemicals exports by a further 34.2 percent.



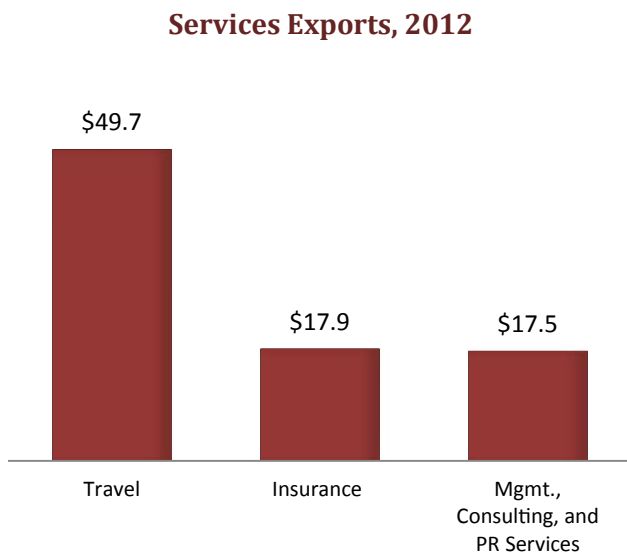
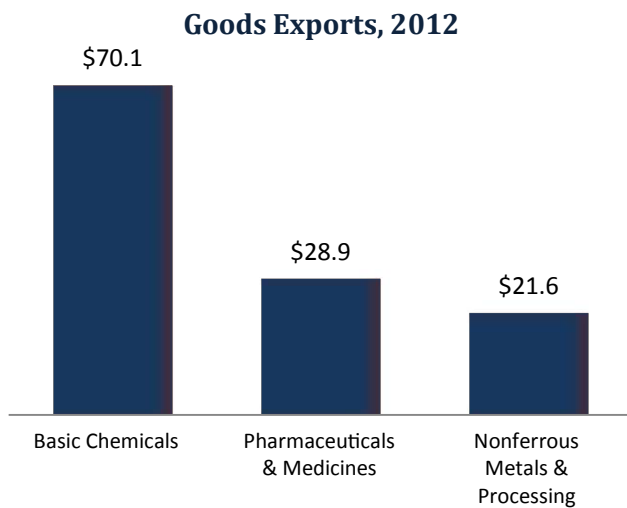
Pennsylvania's 11th District and TTIP

Pennsylvania's 11th District already has a strong trade relationship with the European Union, and a successful conclusion of the **Transatlantic Trade and Investment Partnership (TTIP)** would contribute significantly to the district's future economic growth.

The EU purchased an estimated \$312 million worth of goods (20 percent of goods exports) and \$180 million worth of services (27 percent of services exports) from Pennsylvania's 11th District in 2012.

Successful implementation of TTIP is estimated to increase Pennsylvania's 11th District's exports to the EU by 27.6 percent and could boost net employment by up to 1,770 jobs.

Current District Exports to European Union (\$ million)



Estimated Impacts of Full TTIP Implementation on Key Sectors

Top Sectors by Export Increase

Chemicals	+\$101 million
Metals and Metal Products	+\$57 million
Processed Foods	+\$11 million

Estimated Job Growth in Key Sectors

Personal services	+220 jobs
Business services	+220 jobs
Construction	+75 jobs

BOTTOM LINE: Since 2006, Pennsylvania's 11th District's chemicals exports to the EU have increased by 502 percent. By reducing barriers 187 trade and investment, TTIP would facilitate future growth, increasing anticipated U.S. chemicals exports by a further 34.2 percent.



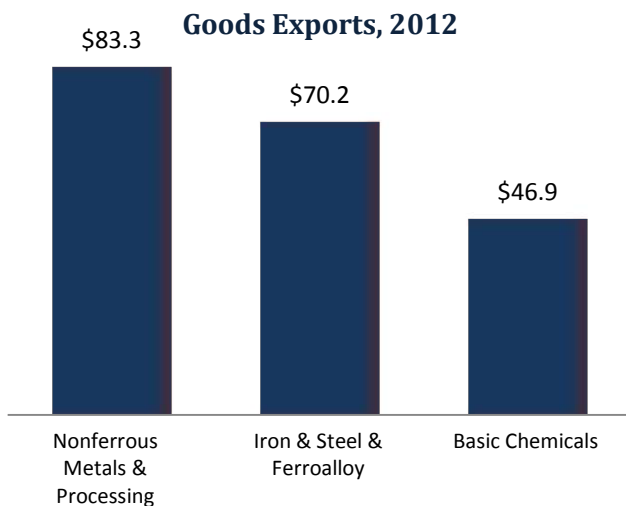
Pennsylvania's 12th District and TTIP

Pennsylvania's 12th District already has a strong trade relationship with the European Union, and a successful conclusion of the **Transatlantic Trade and Investment Partnership (TTIP)** would contribute significantly to the district's future economic growth.

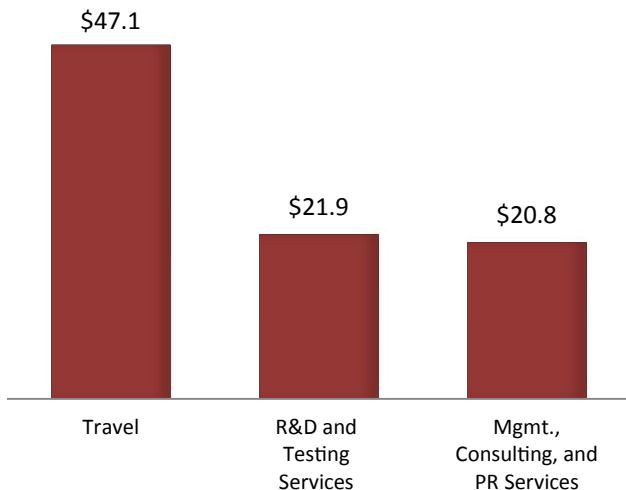
The EU purchased an estimated \$469 million worth of goods (22 percent of goods exports) and \$241 million worth of services (29 percent of services exports) from Pennsylvania's 12th District in 2012.

Successful implementation of TTIP is estimated to increase Pennsylvania's 12th District's exports to the EU by 32.3 percent and could boost net employment by up to 1,880 jobs.

Current District Exports to European Union (\$ million)



Services Exports, 2012



Estimated Impacts of Full TTIP Implementation on Key Sectors

Top Sectors by Export Increase

Metals and Metal Products	+\$175 million
Chemicals	+\$81 million
Electrical Machinery	+\$17 million

Estimated Job Growth in Key Sectors

Business services	+250 jobs
Personal services	+210 jobs
Construction	+95 jobs

BOTTOM LINE: Since 2006, Pennsylvania's 12th District's nonferrous metals exports to the EU have increased by 55 percent. By reducing barriers to trade and investment, TTIP would facilitate future growth, increasing anticipated U.S. metals and metal products exports by a further 88.1 percent.



Pennsylvania's 13th District and TTIP

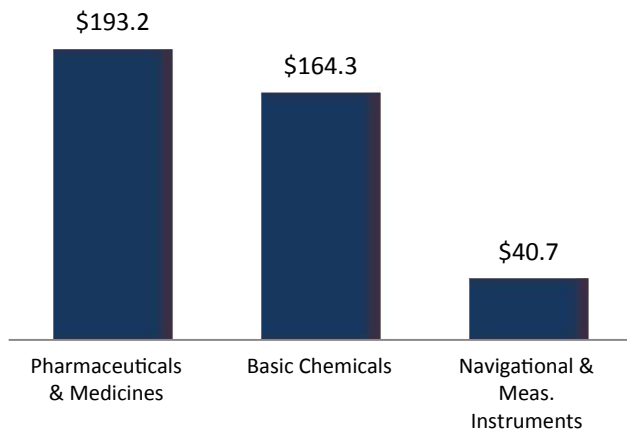
Pennsylvania's 13th District already has a strong trade relationship with the European Union, and a successful conclusion of the **Transatlantic Trade and Investment Partnership (TTIP)** would contribute significantly to the district's future economic growth.

The EU purchased an estimated \$508 million worth of goods (30 percent of goods exports) and \$442 million worth of services (33 percent of services exports) from Pennsylvania's 13th District in 2012.

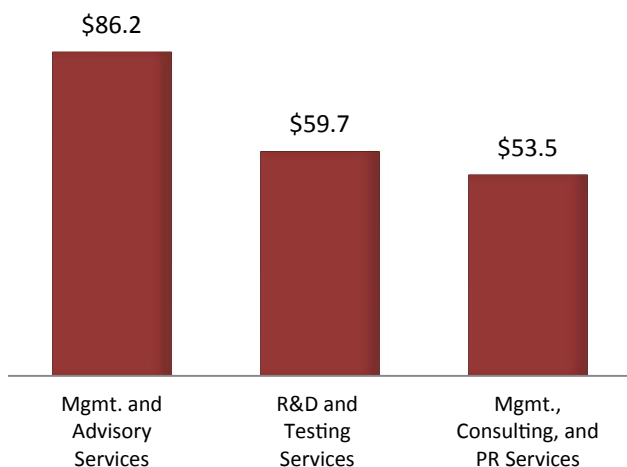
Successful implementation of TTIP is estimated to increase Pennsylvania's 13th District's exports to the EU by 24.4 percent and could boost net employment by up to 2,225 jobs.

Current District Exports to European Union (\$ million)

Goods Exports, 2012



Services Exports, 2012



Estimated Impacts of Full TTIP Implementation on Key Sectors

Top Sectors by Export Increase

Chemicals	+\$249 million
Motor Vehicles	+\$11 million
Electrical Machinery	+\$10 million

Estimated Job Growth in Key Sectors

Business services	+375 jobs
Personal services	+225 jobs
Construction	+75 jobs

BOTTOM LINE: Since 2006, Pennsylvania's 13th District's pharmaceuticals exports to the EU have increased by 112 percent. By reducing barriers to trade and investment, TTIP would facilitate future growth, increasing anticipated U.S. chemicals exports by a further 34.2 percent.



Pennsylvania's 14th District and TTIP

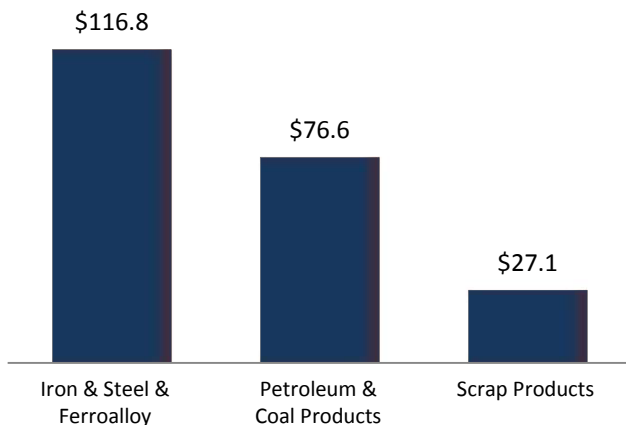
Pennsylvania's 14th District already has a strong trade relationship with the European Union, and a successful conclusion of the **Transatlantic Trade and Investment Partnership (TTIP)** would contribute significantly to the district's future economic growth.

The EU purchased an estimated \$355 million worth of goods (23 percent of goods exports) and \$451 million worth of services (27 percent of services exports) from Pennsylvania's 14th District in 2012.

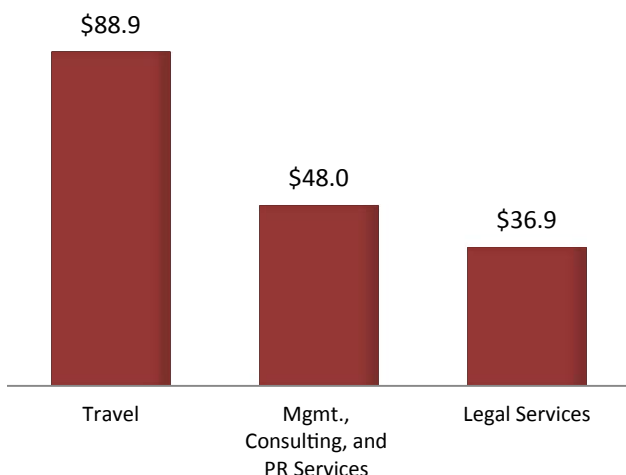
Successful implementation of TTIP is estimated to increase Pennsylvania's 14th District's exports to the EU by 25.1 percent and could boost net employment by up to 2,675 jobs.

Current District Exports to European Union (\$ million)

Goods Exports, 2012



Services Exports, 2012



Estimated Impacts of Full TTIP Implementation on Key Sectors

Top Sectors by Export Increase

Metals and Metal Products	+\$153 million
Chemicals	+\$40 million
Other Manufactures	+\$17 million

Estimated Job Growth in Key Sectors

Business services	+380 jobs
Personal services	+340 jobs
Construction	+100 jobs

BOTTOM LINE: Since 2006, Pennsylvania's 14th District's iron and steel exports to the EU have increased by 22 percent. By reducing barriers to trade and investment, TTIP would facilitate future growth, increasing anticipated U.S. metals and metal products exports by a further 88.1 percent.



Pennsylvania's 15th District and TTIP

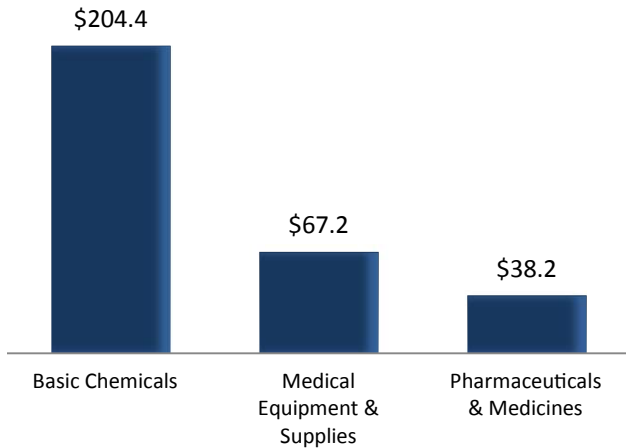
Pennsylvania's 15th District already has a strong trade relationship with the European Union, and a successful conclusion of the **Transatlantic Trade and Investment Partnership (TTIP)** would contribute significantly to the District's future economic growth.

The EU purchased an estimated \$600 million worth of goods (24 percent of goods exports) and \$195 million worth of services (27 percent of services exports) from Pennsylvania's 15th District in 2012.

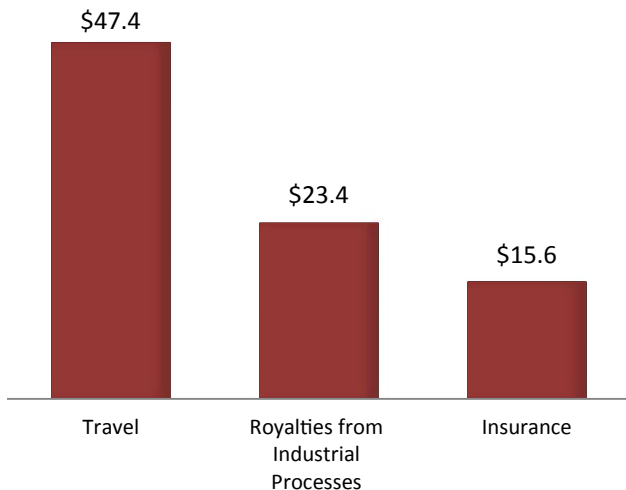
Successful implementation of TTIP is estimated to increase Pennsylvania's 15th District's exports to the EU by 32.4 percent and could boost net employment by up to 1,870 jobs.

2012 District Exports to European Union (\$ million)

Goods Exports



Services Exports



Estimated Impacts of Full TTIP Implementation on Key District Sectors

Top Sectors by Export Increase

Chemicals	+\$178 million
Metals and Metal Products	+\$85 million
Motor Vehicles	+\$35 million

Estimated Job Growth in Key Sectors

Business services	+265 jobs
Personal services	+230 jobs
Construction	+75 jobs

BOTTOM LINE: *Since 2006, the 15th District's chemical exports to the EU have increased by 84 percent. By reducing barriers to trade and investment, TTIP would facilitate future growth, increasing anticipated chemical exports by a further 34 percent.*



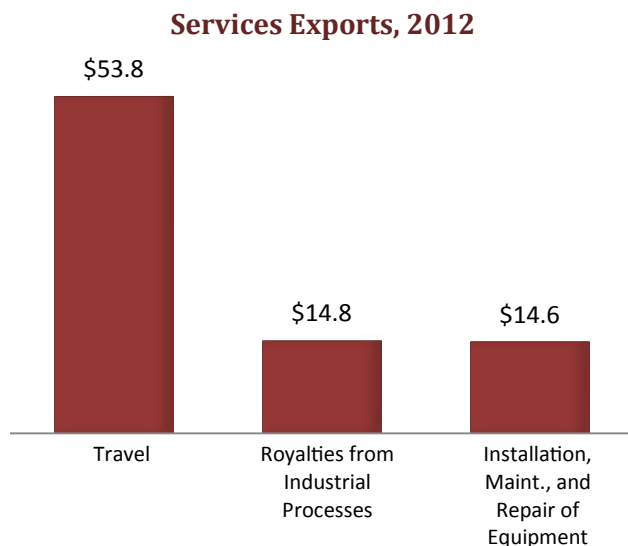
Pennsylvania's 16th District and TTIP

Pennsylvania's 16th District already has a strong trade relationship with the European Union, and a successful conclusion of the **Transatlantic Trade and Investment Partnership (TTIP)** would contribute significantly to the district's future economic growth.

The EU purchased an estimated \$447 million worth of goods (19 percent of goods exports) and \$168 million worth of services (27 percent of services exports) from Pennsylvania's 16th District in 2012.

Successful implementation of TTIP is estimated to increase Pennsylvania's 16th District's exports to the EU by 39.5 percent and could boost net employment by up to 1,695 jobs.

Current District Exports to European Union (\$ million)



Estimated Impacts of Full TTIP Implementation on Key Sectors

Top Sectors by Export Increase

Metals and Metal Products	+\$180 million
Chemicals	+\$79 million
Motor Vehicles	+\$22 million

Estimated Job Growth in Key Sectors

Personal services	+210 jobs
Business services	+185 jobs
Construction	+105 jobs

BOTTOM LINE: Since 2006, Pennsylvania's 16th District's nonferrous metals exports to the EU have increased by 56 percent. By reducing barriers to trade and investment, TTIP would facilitate future growth, increasing anticipated U.S. metals and metal products exports by a further 88.1 percent.



Pennsylvania's 17th District and TTIP

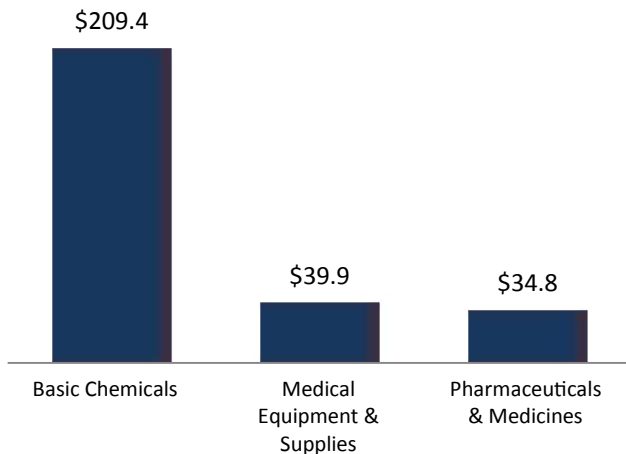
Pennsylvania's 17th District already has a strong trade relationship with the European Union, and a successful conclusion of the **Transatlantic Trade and Investment Partnership (TTIP)** would contribute significantly to the district's future economic growth.

The EU purchased an estimated \$551 million worth of goods (25 percent of goods exports) and \$164 million worth of services (28 percent of services exports) from Pennsylvania's 17th District in 2012.

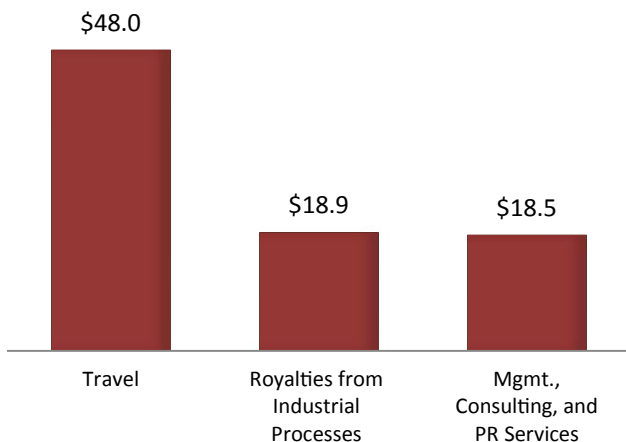
Successful implementation of TTIP is estimated to increase Pennsylvania's 17th District's exports to the EU by 32.8 percent and could boost net employment by up to 1,565 jobs.

Current District Exports to European Union (\$ million)

Goods Exports, 2012



Services Exports, 2012



Estimated Impacts of Full TTIP Implementation on Key Sectors

Top Sectors by Export Increase

Chemicals	+\$188 million
Metals and Metal Products	+\$98 million
Motor Vehicles	+\$16 million

Estimated Job Growth in Key Sectors

Personal services	+210 jobs
Business services	+170 jobs
Construction	+65 jobs

BOTTOM LINE: *Since 2006, Pennsylvania's 17th District's chemicals exports to the EU have increased by 179 percent. By reducing barriers to trade and investment, TTIP would facilitate future growth, increasing anticipated U.S. chemicals exports by a further 34.2 percent.*



Pennsylvania's 18th District and TTIP

Pennsylvania's 18th District already has a strong trade relationship with the European Union, and a successful conclusion of the **Transatlantic Trade and Investment Partnership (TTIP)** would contribute significantly to the district's future economic growth.

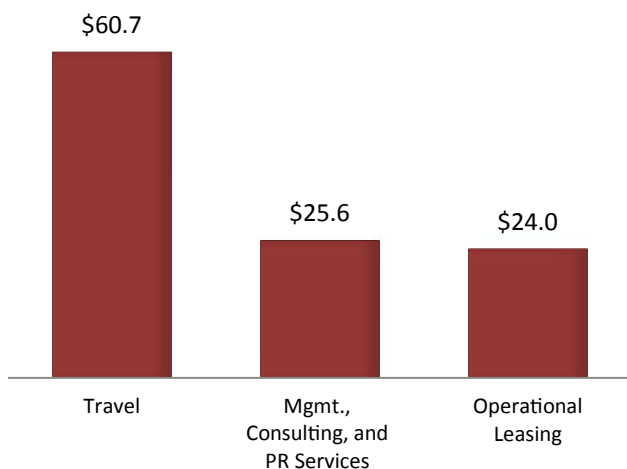
The EU purchased an estimated \$536 million worth of goods (22 percent of goods exports) and \$301 million worth of services (29 percent of services exports) from Pennsylvania's 18th District in 2012.

Successful implementation of TTIP is estimated to increase Pennsylvania's 18th District's exports to the EU by 28.9 percent and could boost net employment by up to 2,115 jobs.

Current District Exports to European Union (\$ million)



Services Exports, 2012



Estimated Impacts of Full TTIP Implementation on Key Sectors

Top Sectors by Export Increase

Metals and Metal Products	+\$152 million
Chemicals	+\$100 million
Other Machinery	+\$26 million

Estimated Job Growth in Key Sectors

Business services	+270 jobs
Personal services	+245 jobs
Construction	+130 jobs

BOTTOM LINE: Since 2006, Pennsylvania's 18th District's chemicals exports to the EU have increased by 266 percent. By reducing barriers to trade and investment, TTIP would facilitate future growth, increasing anticipated U.S. chemicals exports by a further 34.2 percent.



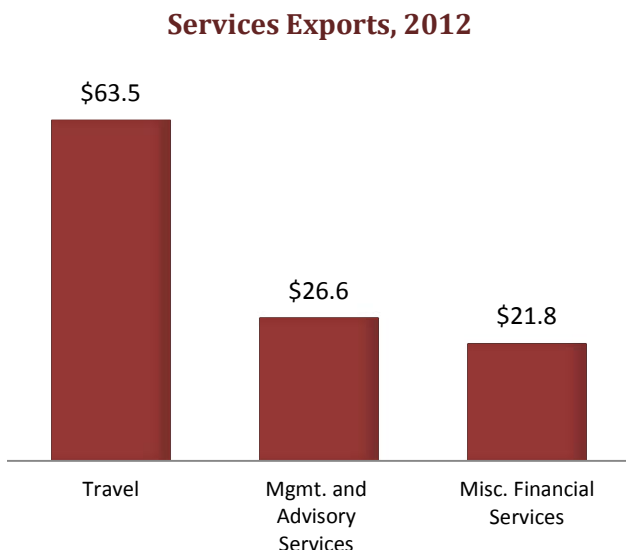
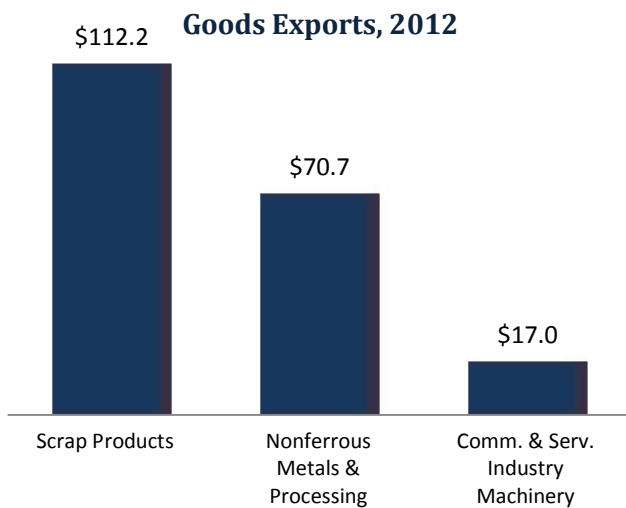
Rhode Island's 1st District and TTIP

Rhode Island's 1st District already has a strong trade relationship with the European Union, and a successful conclusion of the **Transatlantic Trade and Investment Partnership (TTIP)** would contribute significantly to the district's future economic growth.

The EU purchased an estimated \$324 million worth of goods (28 percent of goods exports) and \$248 million worth of services (28 percent of services exports) from Rhode Island's 1st District in 2012.

Successful implementation of TTIP is estimated to increase Rhode Island's 1st District's exports to the EU by 30.6 percent and could boost net employment by up to 1,345 jobs.

Current District Exports to European Union (\$ million)



Estimated Impacts of Full TTIP Implementation on Key Sectors

Top Sectors by Export Increase

Metals and Metal Products	+\$79 million
Motor Vehicles	+\$35 million
Other Machinery	+\$14 million

Estimated Job Growth in Key Sectors

Personal services	+180 jobs
Business services	+170 jobs
Construction	+90 jobs

BOTTOM LINE: Since 2006, Rhode Island's 1st District's nonferrous metals and products exports to the EU have increased by 394 percent. By reducing barriers to trade and investment, TTIP would facilitate future growth, increasing anticipated U.S. metals and metal products exports by a further 88.1 percent.



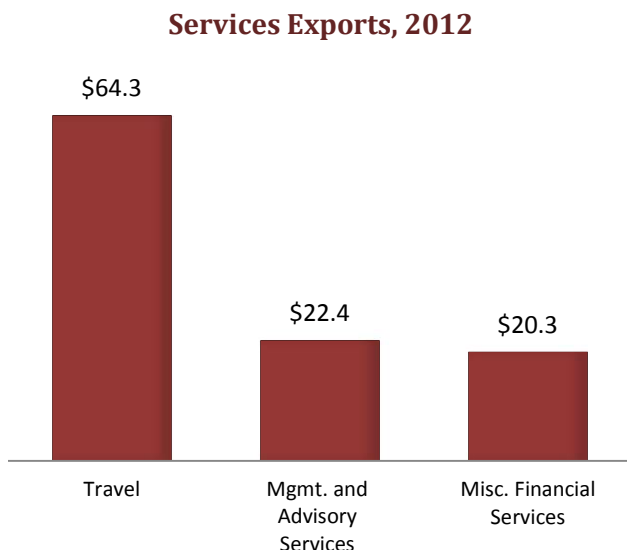
Rhode Island's 2nd District and TTIP

Rhode Island's 2nd District already has a strong trade relationship with the European Union, and a successful conclusion of the **Transatlantic Trade and Investment Partnership (TTIP)** would contribute significantly to the district's future economic growth.

The EU purchased an estimated \$299 million worth of goods (25 percent of goods exports) and \$236 million worth of services (28 percent of services exports) from Rhode Island's 2nd District in 2012.

Successful implementation of TTIP is estimated to increase Rhode Island's 2nd District's exports to the EU by 29.7 percent and could boost net employment by up to 1,330 jobs.

Current District Exports to European Union (\$ million)



Estimated Impacts of Full TTIP Implementation on Key Sectors

Top Sectors by Export Increase

Chemicals	+\$66 million
Metals and Metal Products	+\$55 million
Motor Vehicles	+\$22 million

Estimated Job Growth in Key Sectors

Personal services	+185 jobs
Business services	+145 jobs
Construction	+85 jobs

BOTTOM LINE: Since 2006, Rhode Island's 2nd District's pharmaceuticals exports to the EU have increased by 306 percent. By reducing barriers to trade and investment, TTIP would facilitate future growth, increasing anticipated U.S. chemicals exports by a further 34.2 percent.



South Carolina's 1st District and TTIP

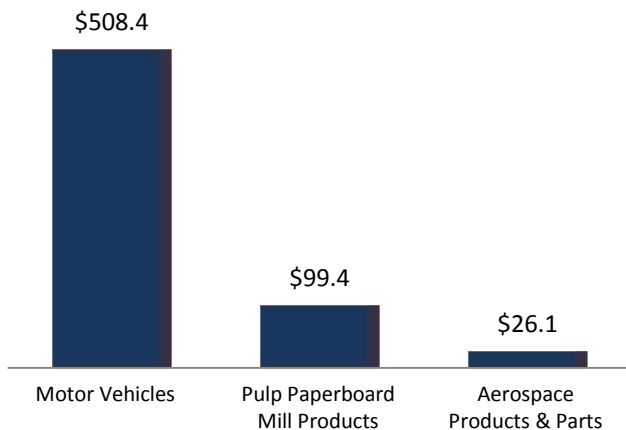
South Carolina's 1st District already has a strong trade relationship with the European Union, and a successful conclusion of the **Transatlantic Trade and Investment Partnership (TTIP)** would contribute significantly to the district's future economic growth.

The EU purchased an estimated \$734 million worth of goods (38 percent of goods exports) and \$256 million worth of services (28 percent of services exports) from South Carolina's 1st District in 2012.

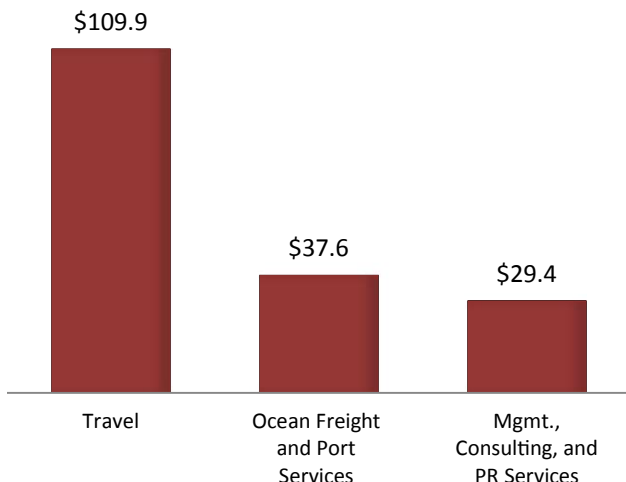
Successful implementation of TTIP is estimated to increase South Carolina's 1st District's exports to the EU by 206.2 percent and could boost net employment by up to 1,655 jobs.

Current District Exports to European Union (\$ million)

Goods Exports, 2012



Services Exports, 2012



Estimated Impacts of Full TTIP Implementation on Key Sectors

Top Sectors by Export Increase

Motor Vehicles	+\$3.3 billion
Wood and Paper Products	+\$61 million
Metals and Metal Products	+\$27 million

Estimated Job Growth in Key Sectors

Personal services	+265 jobs
Business services	+235 jobs
Construction	+125 jobs

BOTTOM LINE: Since 2006, South Carolina's 1st District's motor vehicle exports to the EU have increased by 508 percent. By reducing barriers to trade and investment, TTIP would facilitate future growth, increasing anticipated U.S. motor vehicle exports by a further 346.8 percent.



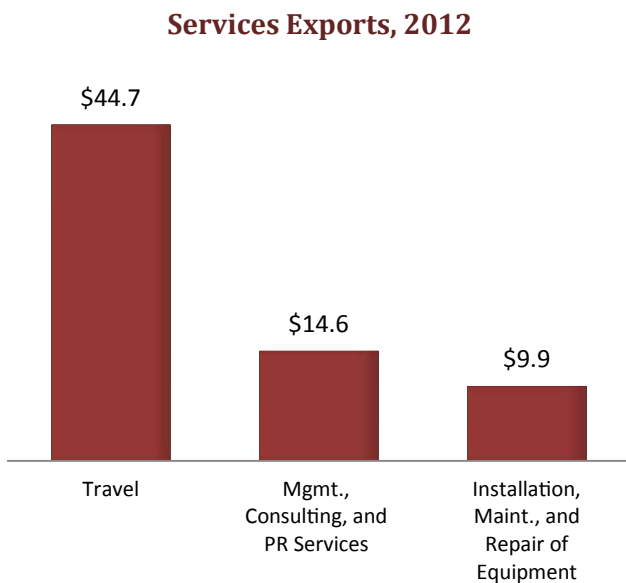
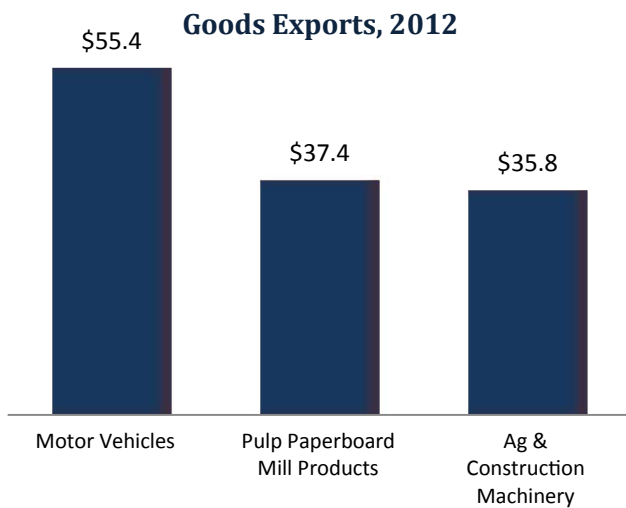
South Carolina's 2nd District and TTIP

South Carolina's 2nd District already has a strong trade relationship with the European Union, and a successful conclusion of the **Transatlantic Trade and Investment Partnership (TTIP)** would contribute significantly to the district's future economic growth.

The EU purchased an estimated \$403 million worth of goods (18 percent of goods exports) and \$130 million worth of services (28 percent of services exports) from South Carolina's 2nd District in 2012.

Successful implementation of TTIP is estimated to increase South Carolina's 2nd District's exports to the EU by 67.1 percent and could boost net employment by up to 1,400 jobs.

Current District Exports to European Union (\$ million)



Estimated Impacts of Full TTIP Implementation on Key Sectors

Top Sectors by Export Increase

Motor Vehicles	+\$415 million
Chemicals	+\$93 million
Metals and Metal Products	+\$51 million

Estimated Job Growth in Key Sectors

Business services	+210 jobs
Personal services	+170 jobs
Construction	+105 jobs

BOTTOM LINE: Since 2006, South Carolina's 2nd District's chemicals exports to the EU have increased by 281 percent. By reducing barriers to trade and investment, TTIP would facilitate future growth, increasing anticipated U.S. chemicals exports by a further 34.2 percent.



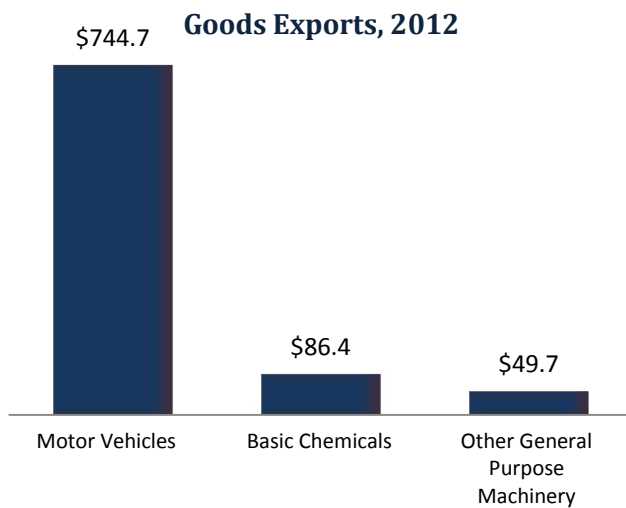
South Carolina's 3rd District and TTIP

South Carolina's 3rd District already has a strong trade relationship with the European Union, and a successful conclusion of the **Transatlantic Trade and Investment Partnership (TTIP)** would contribute significantly to the district's future economic growth.

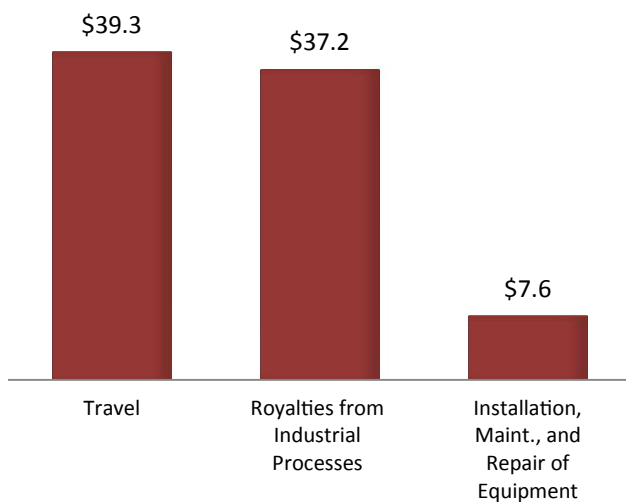
The EU purchased an estimated \$1.3 billion worth of goods (27 percent of goods exports) and \$114 million worth of services (28 percent of services exports) from South Carolina's 3rd District in 2012.

Successful implementation of TTIP is estimated to increase South Carolina's 3rd District's exports to the EU by 203.6 percent and could boost net employment by up to 980 jobs.

Current District Exports to European Union (\$ million)



Services Exports, 2012



Estimated Impacts of Full TTIP Implementation on Key Sectors

Top Sectors by Export Increase

Motor Vehicles	+\$5.1 billion
Chemicals	+\$135 million
Other Machinery	+\$57 million

Estimated Job Growth in Key Sectors

Personal services	+135 jobs
Business services	+105 jobs
Other machinery	+90 jobs

BOTTOM LINE: Since 2006, South Carolina's 3rd District's motor vehicle exports to the EU have increased by 145 percent. By reducing barriers to trade and investment, TTIP would facilitate future growth, increasing anticipated U.S. motor vehicle exports by a further 346.8 percent.



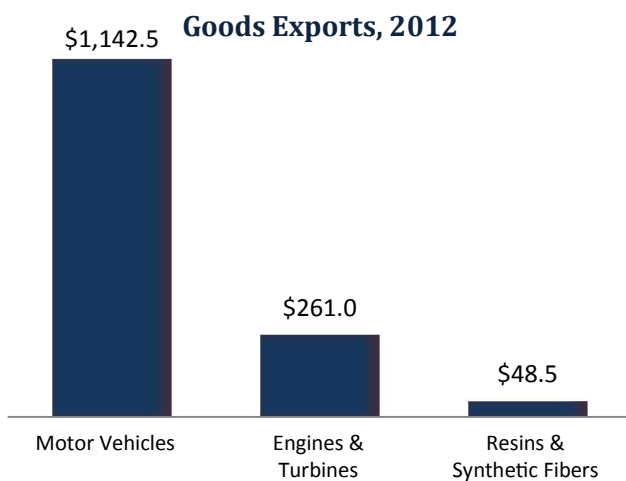
South Carolina's 4th District and TTIP

South Carolina's 4th District already has a strong trade relationship with the European Union, and a successful conclusion of the **Transatlantic Trade and Investment Partnership (TTIP)** would contribute significantly to the district's future economic growth.

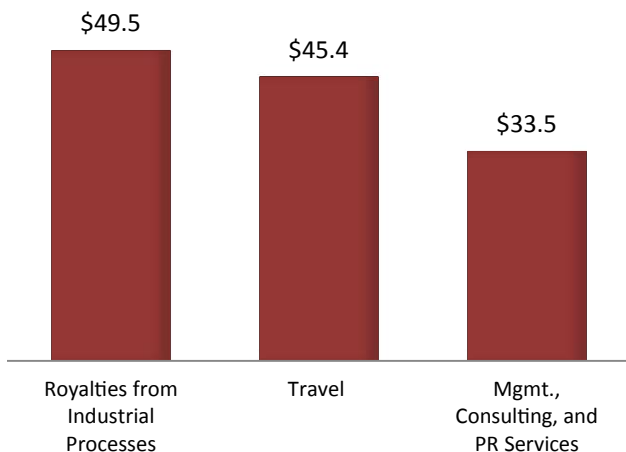
The EU purchased an estimated \$1.9 billion worth of goods (29 percent of goods exports) and \$246 million worth of services (31 percent of services exports) from South Carolina's 4th District in 2012.

Successful implementation of TTIP is estimated to increase South Carolina's 4th District's exports to the EU by 187.1 percent and could boost net employment by up to 2,035 jobs.

Current District Exports to European Union (\$ million)



Services Exports, 2012



Estimated Impacts of Full TTIP Implementation on Key Sectors

Top Sectors by Export Increase

Motor Vehicles	+\$7.5 billion
Other Machinery	+\$164 million
Chemicals	+\$156 million

Estimated Job Growth in Key Sectors

Business services	+330 jobs
Personal services	+220 jobs
Other machinery	+140 jobs

BOTTOM LINE: Since 2006, South Carolina's 4th District's motor vehicle exports to the EU have increased by 128 percent. By reducing barriers to trade and investment, TTIP would facilitate future growth, increasing anticipated U.S. motor vehicle exports by a further 346.8 percent.



South Carolina's 5th District and TTIP

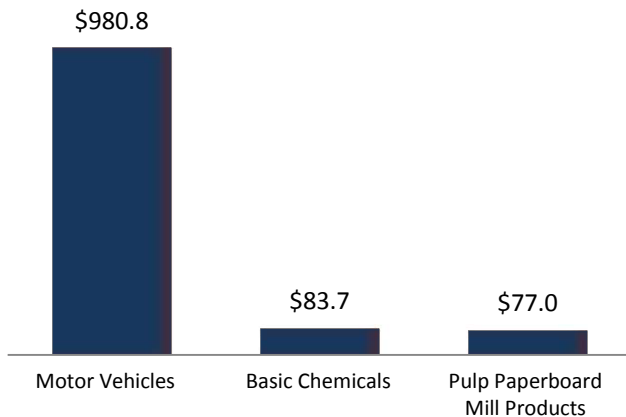
South Carolina's 5th District already has a strong trade relationship with the European Union, and a successful conclusion of the **Transatlantic Trade and Investment Partnership (TTIP)** would contribute significantly to the district's future economic growth.

The EU purchased an estimated \$1.5 billion worth of goods (33 percent of goods exports) and \$134 million worth of services (32 percent of services exports) from South Carolina's 5th District in 2012.

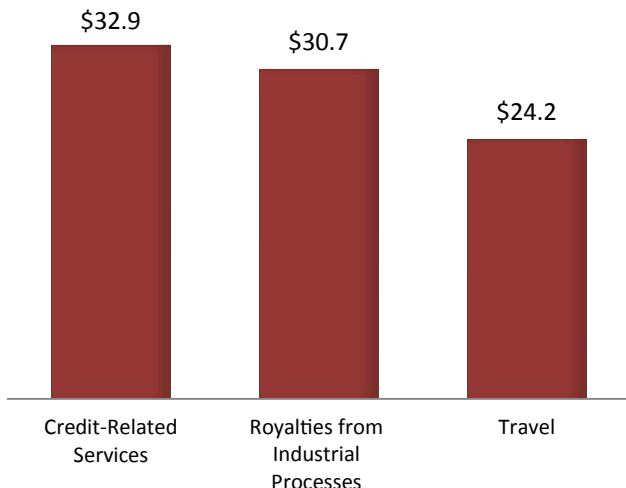
Successful implementation of TTIP is estimated to increase South Carolina's 5th District's exports to the EU by 239.4 percent and could boost net employment by up to 960 jobs.

Current District Exports to European Union (\$ million)

Goods Exports, 2012



Services Exports, 2012



Estimated Impacts of Full TTIP Implementation on Key Sectors

Top Sectors by Export Increase

Motor Vehicles	+\$6.4 billion
Chemicals	+\$79 million
Metals and Metal Products	+\$57 million

Estimated Job Growth in Key Sectors

Personal services	+115 jobs
Business services	+105 jobs
Construction	+60 jobs

BOTTOM LINE: Since 2006, South Carolina's 5th District's motor vehicle exports to the EU have increased by 101 percent. By reducing barriers to trade and investment, TTIP would facilitate future growth, increasing anticipated U.S. motor vehicle exports by a further 346.8 percent.



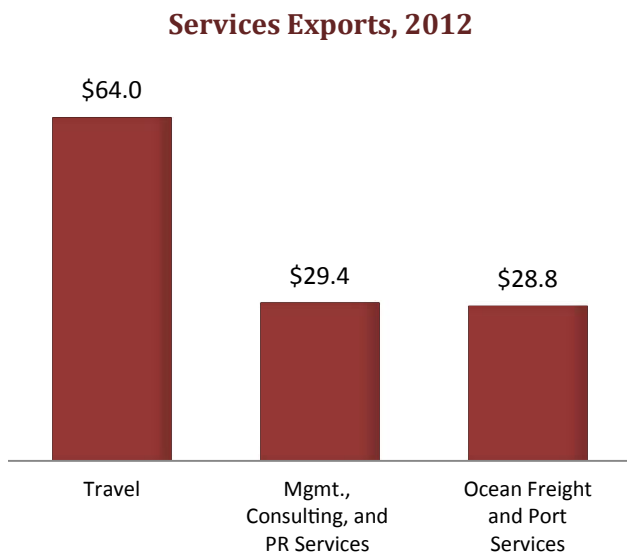
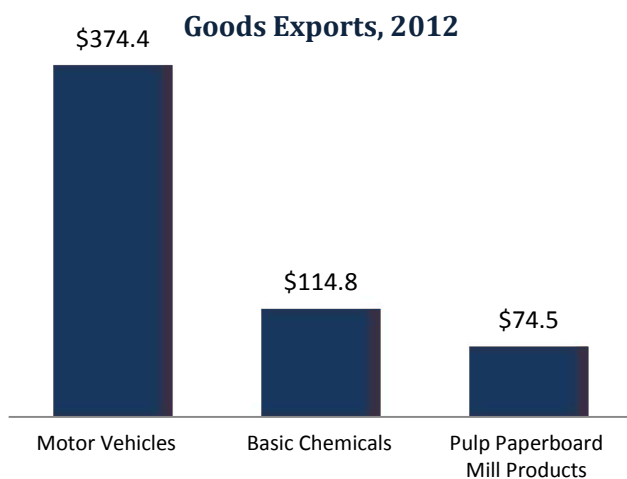
South Carolina's 6th District and TTIP

South Carolina's 6th District already has a strong trade relationship with the European Union, and a successful conclusion of the **Transatlantic Trade and Investment Partnership (TTIP)** would contribute significantly to the district's future economic growth.

The EU purchased an estimated \$893 million worth of goods (28 percent of goods exports) and \$233 million worth of services (28 percent of services exports) from South Carolina's 6th District in 2012.

Successful implementation of TTIP is estimated to increase South Carolina's 6th District's exports to the EU by 148.5 percent and could boost net employment by up to 1,660 jobs.

Current District Exports to European Union (\$ million)



Estimated Impacts of Full TTIP Implementation on Key Sectors

Top Sectors by Export Increase

Motor Vehicles	+\$2.4 billion
Chemicals	+\$83 million
Wood and Paper Products	+\$51 million

Estimated Job Growth in Key Sectors

Business services	+210 jobs
Personal services	+195 jobs
Construction	+90 jobs

BOTTOM LINE: Since 2006, South Carolina's 6th District's motor vehicle exports to the EU have increased by 64 percent. By reducing barriers to trade and investment, TTIP would facilitate future growth, increasing anticipated U.S. motor vehicle exports by a further 346.8 percent.



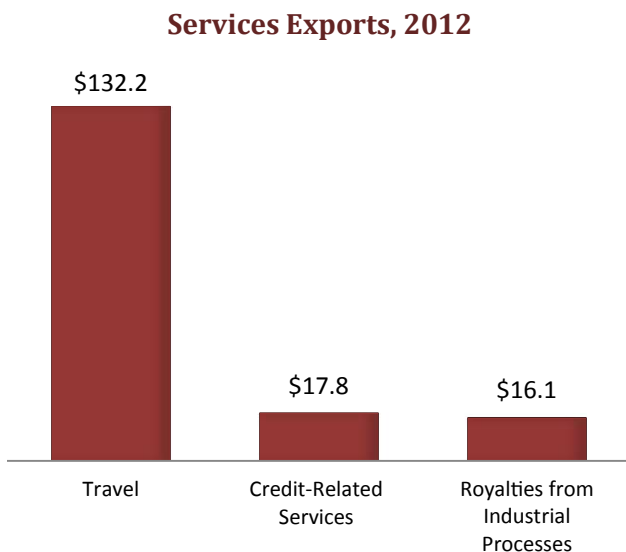
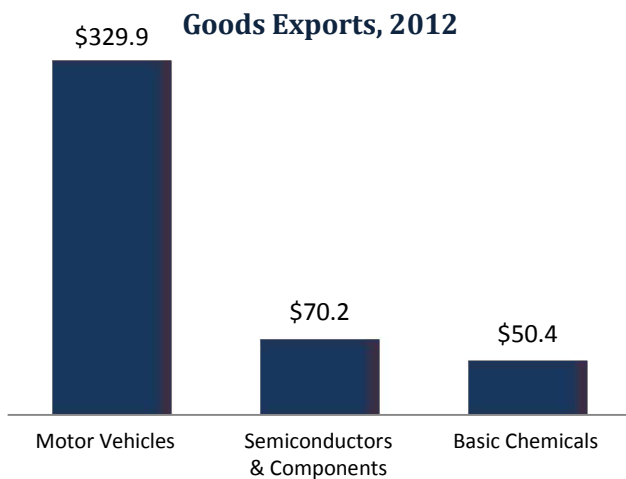
South Carolina's 7th District and TTIP

South Carolina's 7th District already has a strong trade relationship with the European Union, and a successful conclusion of the **Transatlantic Trade and Investment Partnership (TTIP)** would contribute significantly to the district's future economic growth.

The EU purchased an estimated \$703 million worth of goods (29 percent of goods exports) and \$216 million worth of services (27 percent of services exports) from South Carolina's 7th District in 2012.

Successful implementation of TTIP is estimated to increase South Carolina's 7th District's exports to the EU by 164.7 percent and could boost net employment by up to 1,460 jobs.

Current District Exports to European Union (\$ million)



Estimated Impacts of Full TTIP Implementation on Key Sectors

Top Sectors by Export Increase

Motor Vehicles	+\$2.2 billion
Metals and Metal Products	+\$60 million
Chemicals	+\$57 million

Estimated Job Growth in Key Sectors

Personal services	+315 jobs
Business services	+115 jobs
Construction	+80 jobs

BOTTOM LINE: *Since 2006, South Carolina's 7th District's motor vehicle exports to the EU have increased by 96 percent. By reducing barriers to trade and investment, TTIP would facilitate future growth, increasing anticipated U.S. motor vehicle exports by a further 346.8 percent.*



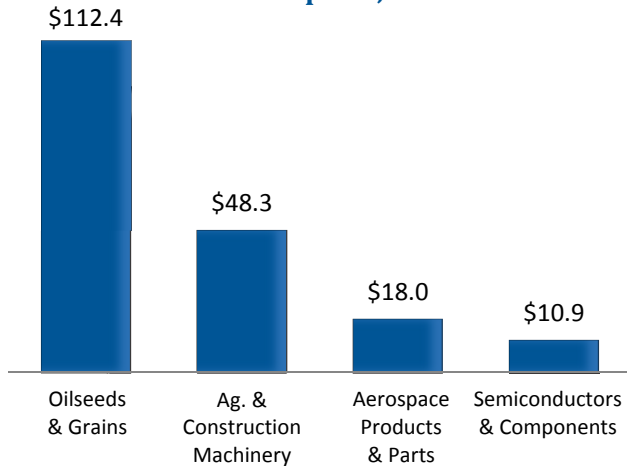
South Dakota and TTIP

South Dakota's economic relationship with the European Union is already strong, and a successful conclusion of the **Transatlantic Trade and Investment Partnership (TTIP)** would contribute significantly to the state's future economic growth.

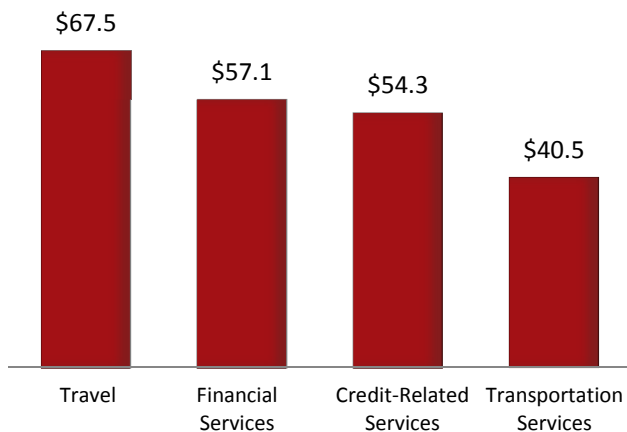
The EU purchased South Dakota goods worth \$240 million (6 percent of goods exports) in 2012 and services worth \$301 million (32 percent of services exports) in 2011.

South Dakota: Current Exports to European Union (\$ million)

Goods Exports, 2012



Services Exports, 2011



Successful implementation of TTIP is estimated to increase South Dakota exports to the EU by 19.7 percent and could boost net employment by 2,330 jobs.

Estimated Impacts of Full TTIP Implementation on Key South Dakota Sectors

Top Sectors by Export Increase

Motor Vehicles	+\$47 million
Ag., Forestry, Fisheries	+\$25 million
Other Machinery	+\$23 million
Chemicals	+\$9 million

Estimated Job Growth in Key Sectors

Other Services	+1,903 jobs
Business Services	+224 jobs
Manufacturing	+125 jobs
Financial Services	+85 jobs

BOTTOM LINE: Since 2006, South Dakota's oilseed and grain exports to the EU have increased by 125 percent. By reducing barriers to trade and investment, TTIP would facilitate future growth, increasing anticipated US agricultural exports by a further 21.8 percent.



Tennessee's 1st District and TTIP

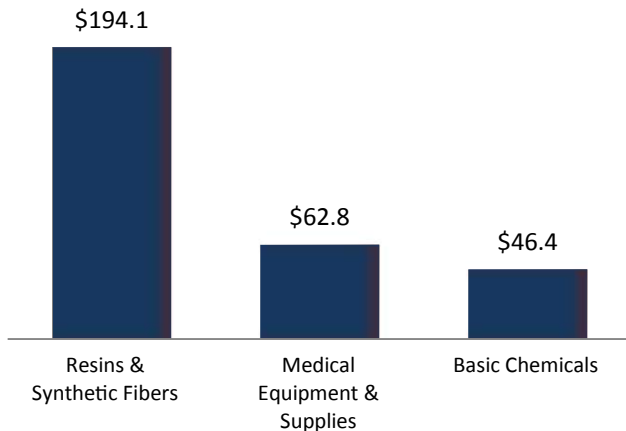
Tennessee's 1st District already has a strong trade relationship with the European Union, and a successful conclusion of the **Transatlantic Trade and Investment Partnership (TTIP)** would contribute significantly to the district's future economic growth.

The EU purchased an estimated \$649 million worth of goods (16 percent of goods exports) and \$233 million worth of services (29 percent of services exports) from Tennessee's 1st District in 2012.

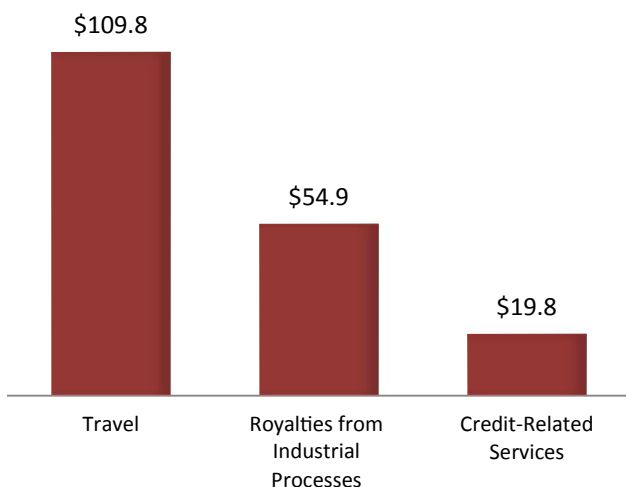
Successful implementation of TTIP is estimated to increase Tennessee's 1st District's exports to the EU by 35.1 percent and could boost net employment by up to 1,355 jobs.

Current District Exports to European Union (\$ million)

Goods Exports, 2012



Services Exports, 2012



Estimated Impacts of Full TTIP Implementation on Key Sectors

Top Sectors by Export Increase

Chemicals	+\$237 million
Motor Vehicles	+\$87 million
Metals and Metal Products	+\$39 million

Estimated Job Growth in Key Sectors

Personal services	+225 jobs
Construction	+150 jobs
Business services	+120 jobs

BOTTOM LINE: Since 2006, Tennessee's 1st District's pharmaceutical exports to the EU have increased by 118 percent. By reducing barriers to trade and investment, TTIP would facilitate future growth, increasing anticipated U.S. chemicals exports by a further 34.2 percent.



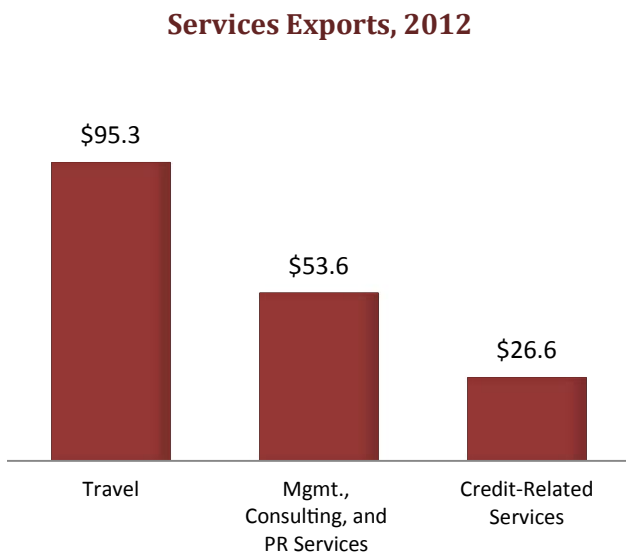
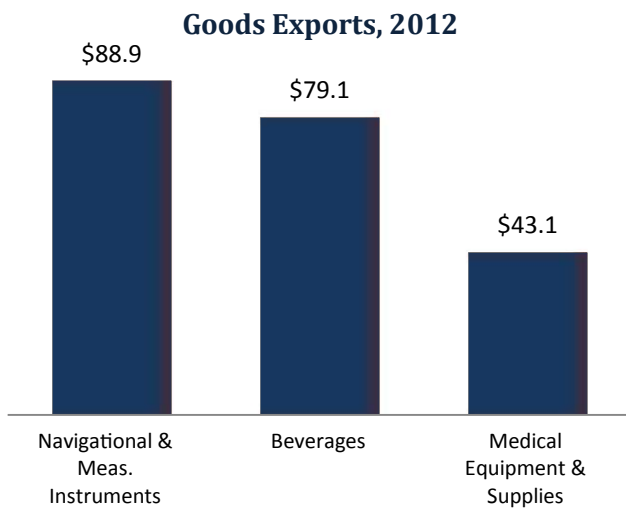
Tennessee's 2nd District and TTIP

Tennessee's 2nd District already has a strong trade relationship with the European Union, and a successful conclusion of the **Transatlantic Trade and Investment Partnership (TTIP)** would contribute significantly to the district's future economic growth.

The EU purchased an estimated \$397 million worth of goods (19 percent of goods exports) and \$296 million worth of services (30 percent of services exports) from Tennessee's 2nd District in 2012.

Successful implementation of TTIP is estimated to increase Tennessee's 2nd District's exports to the EU by 39.8 percent and could boost net employment by up to 1,620 jobs.

Current District Exports to European Union (\$ million)



Estimated Impacts of Full TTIP Implementation on Key Sectors

Top Sectors by Export Increase

Motor Vehicles	+\$111 million
Processed Foods	+\$51 million
Metals and Metal Products	+\$40 million

Estimated Job Growth in Key Sectors

Business services	+245 jobs
Personal services	+215 jobs
Construction	+185 jobs

BOTTOM LINE: Since 2006, Tennessee's 2nd District's electrical equipment exports to the EU have increased by 148 percent. By reducing barriers to trade and investment, TTIP would facilitate future growth, increasing anticipated U.S. electrical equipment exports by a further 44.1 percent.



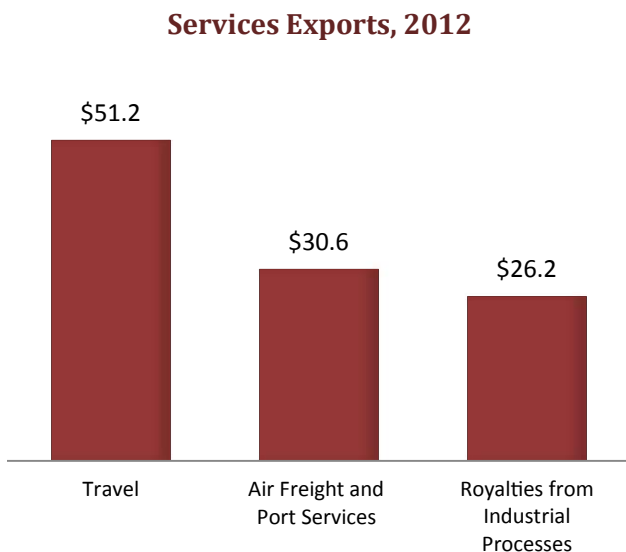
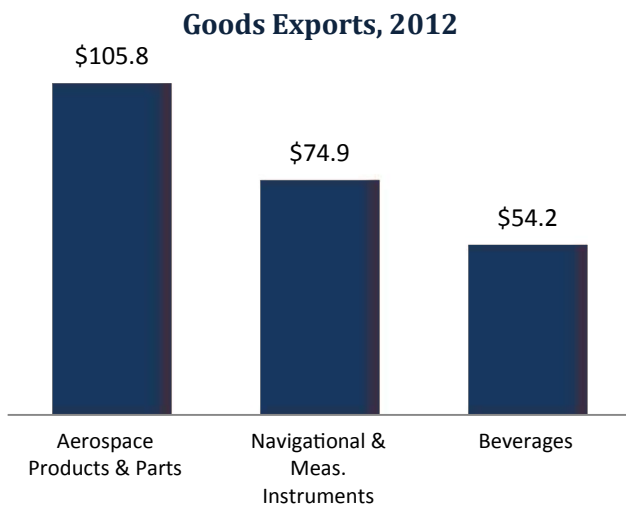
Tennessee's 3rd District and TTIP

Tennessee's 3rd District already has a strong trade relationship with the European Union, and a successful conclusion of the **Transatlantic Trade and Investment Partnership (TTIP)** would contribute significantly to the district's future economic growth.

The EU purchased an estimated \$605 million worth of goods (17 percent of goods exports) and \$240 million worth of services (30 percent of services exports) from Tennessee's 3rd District in 2012.

Successful implementation of TTIP is estimated to increase Tennessee's 3rd District's exports to the EU by 34 percent and could boost net employment by up to 1,560 jobs.

Current District Exports to European Union (\$ million)



Estimated Impacts of Full TTIP Implementation on Key Sectors

Top Sectors by Export Increase

Motor Vehicles	+\$97 million
Chemicals	+\$79 million
Processed Foods	+\$69 million

Estimated Job Growth in Key Sectors

Business services	+220 jobs
Personal services	+180 jobs
Construction	+145 jobs

BOTTOM LINE: Since 2006, Tennessee's 3rd District's aerospace products exports to the EU have increased by 115 percent. By reducing barriers to trade and investment, TTIP would facilitate future growth, increasing anticipated U.S. transportation equipment exports by a further 27.8 percent.



Tennessee's 4th District and TTIP

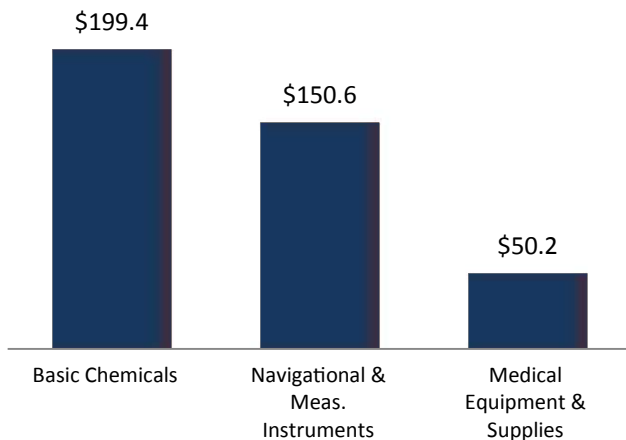
Tennessee's 4th District already has a strong trade relationship with the European Union, and a successful conclusion of the **Transatlantic Trade and Investment Partnership (TTIP)** would contribute significantly to the district's future economic growth.

The EU purchased an estimated \$813 million worth of goods (14 percent of goods exports) and \$191 million worth of services (33 percent of services exports) from Tennessee's 4th District in 2012.

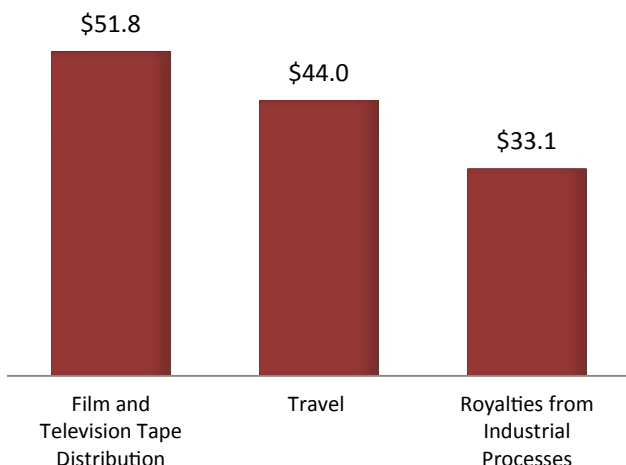
Successful implementation of TTIP is estimated to increase Tennessee's 4th District's exports to the EU by 49.7 percent and could boost net employment by up to 850 jobs.

Current District Exports to European Union (\$ million)

Goods Exports, 2012



Services Exports, 2012



Estimated Impacts of Full TTIP Implementation on Key Sectors

Top Sectors by Export Increase

Motor Vehicles	+\$318 million
Chemicals	+\$152 million
Electrical Machinery	+\$61 million

Estimated Job Growth in Key Sectors

Personal services	+140 jobs
Business services	+125 jobs
Construction	+95 jobs

BOTTOM LINE: Since 2006, Tennessee's 4th District's chemicals exports to the EU have increased by 70 percent. By reducing barriers to trade and investment, TTIP would facilitate future growth, increasing anticipated U.S. chemicals exports by a further 34.2 percent.



Tennessee's 5th District and TTIP

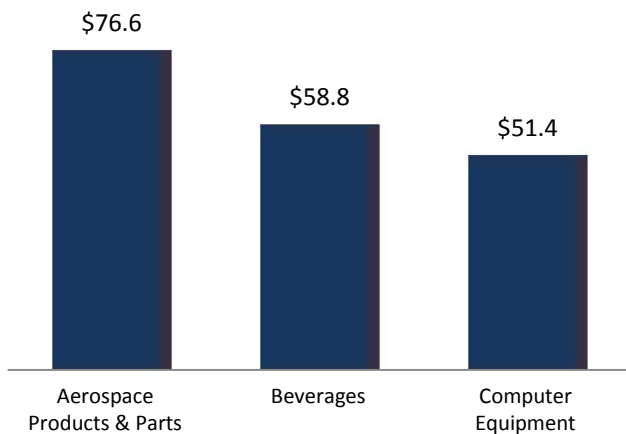
Tennessee's 5th District already has a strong trade relationship with the European Union, and a successful conclusion of the **Transatlantic Trade and Investment Partnership (TTIP)** would contribute significantly to the district's future economic growth.

The EU purchased an estimated \$339 million worth of goods (20 percent of goods exports) and \$569 million worth of services (30 percent of services exports) from Tennessee's 5th District in 2012.

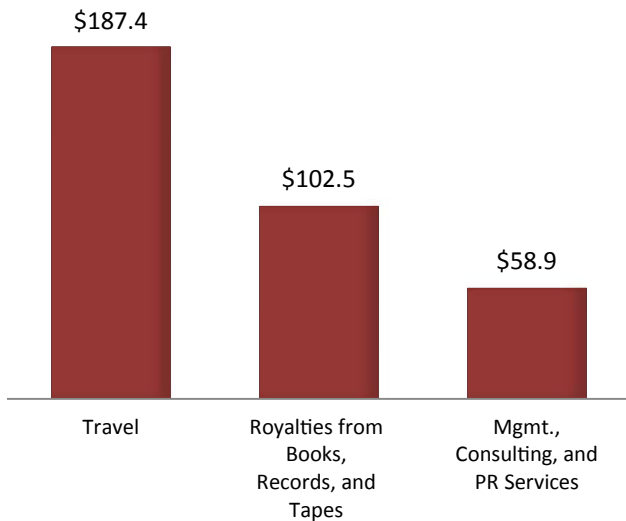
Successful implementation of TTIP is estimated to increase Tennessee's 5th District's exports to the EU by 19.4 percent and could boost net employment by up to 2,465 jobs.

Current District Exports to European Union (\$ million)

Goods Exports, 2012



Services Exports, 2012



Estimated Impacts of Full TTIP Implementation on Key Sectors

Top Sectors by Export Increase

Processed Foods	+\$47 million
Electrical Machinery	+\$35 million
Other Transport Equipment	+\$34 million

Estimated Job Growth in Key Sectors

Business services	+415 jobs
Personal services	+290 jobs
Construction	+225 jobs

BOTTOM LINE: Since 2006, Tennessee's 5th District's computer equipment exports to the EU have increased by 903 percent. By reducing barriers to trade and investment, TTIP would facilitate future growth, increasing anticipated U.S. electrical equipment exports by a further 44.1 percent.



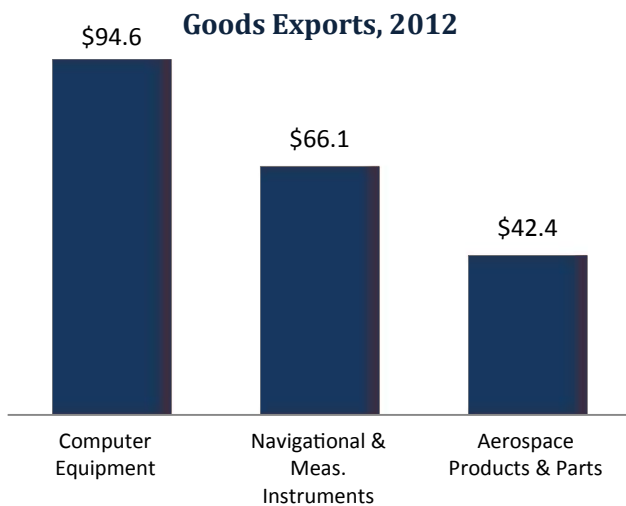
Tennessee's 6th District and TTIP

Tennessee's 6th District already has a strong trade relationship with the European Union, and a successful conclusion of the **Transatlantic Trade and Investment Partnership (TTIP)** would contribute significantly to the district's future economic growth.

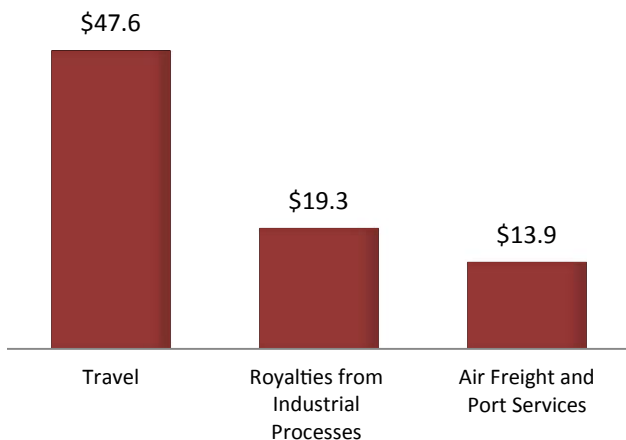
The EU purchased an estimated \$488 million worth of goods (13 percent of goods exports) and \$140 million worth of services (29 percent of services exports) from Tennessee's 6th District in 2012.

Successful implementation of TTIP is estimated to increase Tennessee's 6th District's exports to the EU by 50.7 percent and could boost net employment by up to 905 jobs.

Current District Exports to European Union (\$ million)



Services Exports, 2012



Estimated Impacts of Full TTIP Implementation on Key Sectors

Top Sectors by Export Increase

Motor Vehicles	+\$188 million
Electrical Machinery	+\$71 million
Processed Foods	+\$40 million

Estimated Job Growth in Key Sectors

Business services	+130 jobs
Personal services	+125 jobs
Construction	+115 jobs

BOTTOM LINE: *Since 2006, Tennessee's 6th District's computer equipment exports to the EU have increased by 526 percent. By reducing barriers to trade and investment, TTIP would facilitate future growth, increasing anticipated U.S. electrical equipment exports by a further 44.1 percent.*



Tennessee's 7th District and TTIP

Tennessee's 7th District already has a strong trade relationship with the European Union, and a successful conclusion of the **Transatlantic Trade and Investment Partnership (TTIP)** would contribute significantly to the district's future economic growth.

The EU purchased an estimated \$448 million worth of goods (16 percent of goods exports) and \$234 million worth of services (31 percent of services exports) from Tennessee's 7th District in 2012.

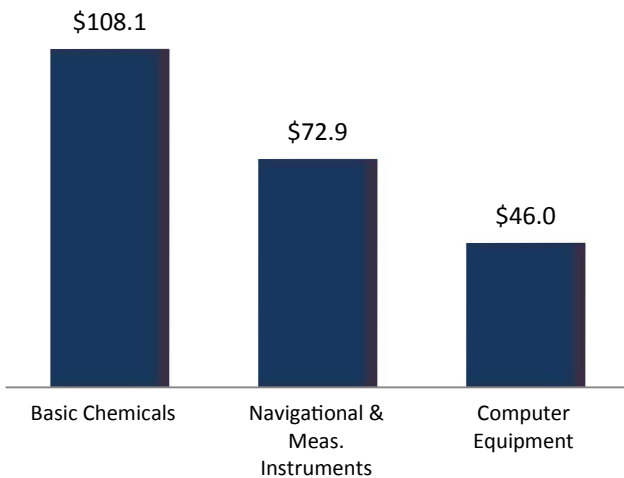
Successful implementation of TTIP is estimated to increase Tennessee's 7th District's exports to the EU by 31.2 percent and could boost net employment by up to 1,230 jobs.

Current District Exports to European Union (\$ million)

Estimated Impacts of Full TTIP Implementation on Key Sectors

Goods Exports, 2012

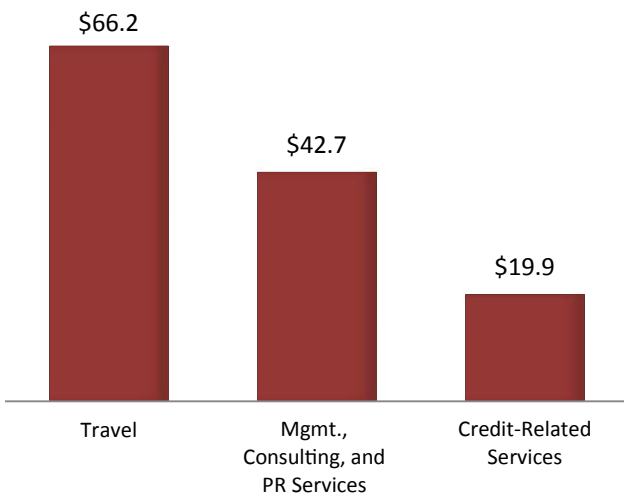
Top Sectors by Export Increase



Chemicals	+\$82 million
Motor Vehicles	+\$51 million
Electrical Machinery	+\$42 million

Services Exports, 2012

Estimated Job Growth in Key Sectors



Business services	+175 jobs
Personal services	+155 jobs
Construction	+120 jobs

BOTTOM LINE: *Since 2006, Tennessee's 7th District's computer equipment exports to the EU have increased by 187 percent. By reducing barriers to trade and investment, TTIP would facilitate future growth, increasing anticipated U.S. electrical equipment exports by a further 44.1 percent.*



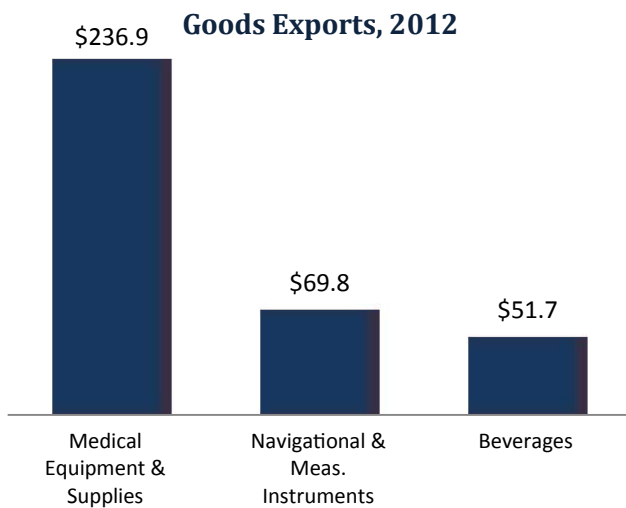
Tennessee's 8th District and TTIP

Tennessee's 8th District already has a strong trade relationship with the European Union, and a successful conclusion of the **Transatlantic Trade and Investment Partnership (TTIP)** would contribute significantly to the district's future economic growth.

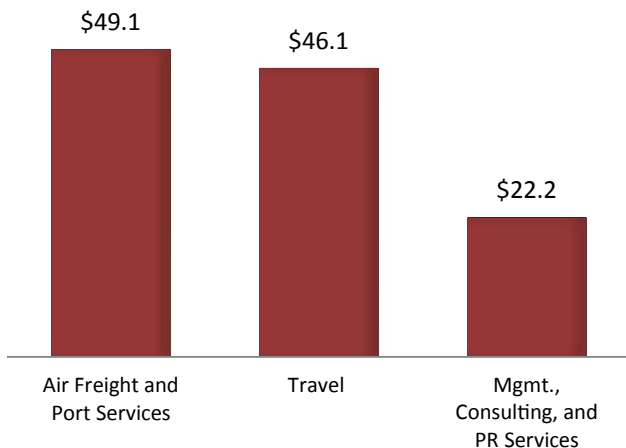
The EU purchased an estimated \$713 million worth of goods (18 percent of goods exports) and \$216 million worth of services (32 percent of services exports) from Tennessee's 8th District in 2012.

Successful implementation of TTIP is estimated to increase Tennessee's 8th District's exports to the EU by 32.7 percent and could boost net employment by up to 1,445 jobs.

Current District Exports to European Union (\$ million)



Services Exports, 2012



Estimated Impacts of Full TTIP Implementation on Key Sectors

Top Sectors by Export Increase

Processed Foods	+\$89 million
Chemicals	+\$71 million
Motor Vehicles	+\$52 million

Estimated Job Growth in Key Sectors

Business services	+205 jobs
Construction	+150 jobs
Personal services	+145 jobs

BOTTOM LINE: Since 2006, Tennessee's 8th District's medical equipment and supplies exports to the EU have increased by 55 percent. By reducing barriers to trade and investment, TTIP would facilitate future growth, increasing anticipated U.S. electrical equipment exports by a further 44.1 percent.



Tennessee's 9th District and TTIP

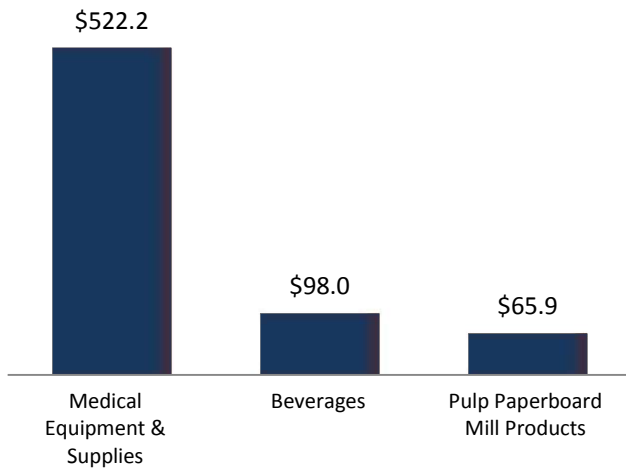
Tennessee's 9th District already has a strong trade relationship with the European Union, and a successful conclusion of the **Transatlantic Trade and Investment Partnership (TTIP)** would contribute significantly to the district's future economic growth.

The EU purchased an estimated \$847 million worth of goods (28 percent of goods exports) and \$556 million worth of services (34 percent of services exports) from Tennessee's 9th District in 2012.

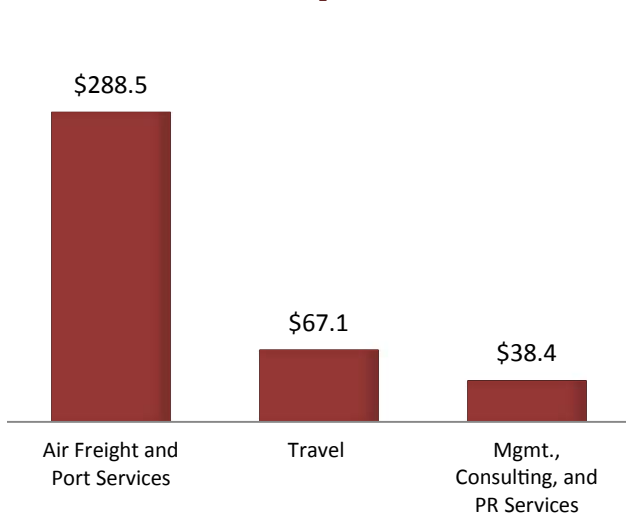
Successful implementation of TTIP is estimated to increase Tennessee's 9th District's exports to the EU by 22.3 percent and could boost net employment by up to 1,940 jobs.

Current District Exports to European Union (\$ million)

Goods Exports, 2012



Services Exports, 2012



Estimated Impacts of Full TTIP Implementation on Key Sectors

Top Sectors by Export Increase

Processed Foods	+\$90 million
Other Manufactures	+\$81 million
Wood and Paper Products	+\$57 million

Estimated Job Growth in Key Sectors

Business services	+320 jobs
Personal services	+215 jobs
Construction	+130 jobs

BOTTOM LINE: *Since 2006, Tennessee's 9th District's medical equipment and supplies exports to the EU have increased by 74 percent. By reducing barriers to trade and investment, TTIP would facilitate future growth, increasing anticipated U.S. electrical equipment exports by a further 44.1 percent.*



Texas' 1st District and TTIP

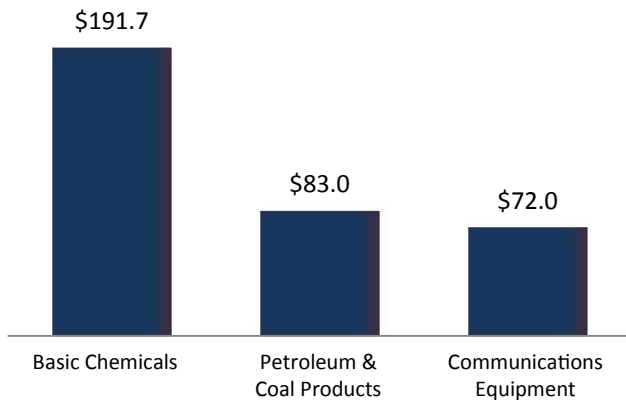
Texas' 1st District already has a strong trade relationship with the European Union, and a successful conclusion of the **Transatlantic Trade and Investment Partnership (TTIP)** would contribute significantly to the district's future economic growth.

The EU purchased an estimated \$724 million worth of goods (9 percent of goods exports) and \$247 million worth of services (29 percent of services exports) from Texas' 1st District in 2012.

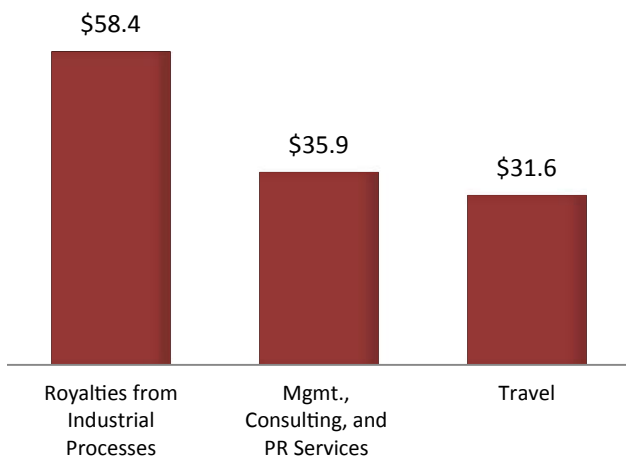
Successful implementation of TTIP is estimated to increase Texas' 1st District's exports to the EU by 28.7 percent and could boost net employment by up to 1,995 jobs.

Current District Exports to European Union (\$ million)

Goods Exports, 2012



Services Exports, 2012



Estimated Impacts of Full TTIP Implementation on Key Sectors

Top Sectors by Export Increase

Chemicals	+\$173 million
Metals and Metal Products	+\$69 million
Motor Vehicles	+\$60 million

Estimated Job Growth in Key Sectors

Business services	+270 jobs
Personal services	+210 jobs
Construction	+180 jobs

BOTTOM LINE: Since 2006, Texas' 1st District's communications equipment exports to the EU have increased by 116 percent. By reducing barriers to trade and investment, TTIP would facilitate future growth, increasing anticipated U.S. electrical equipment exports by a further 44.1 percent.



Texas' 2nd District and TTIP

Texas' 2nd District already has a strong trade relationship with the European Union, and a successful conclusion of the **Transatlantic Trade and Investment Partnership (TTIP)** would contribute significantly to the district's future economic growth.

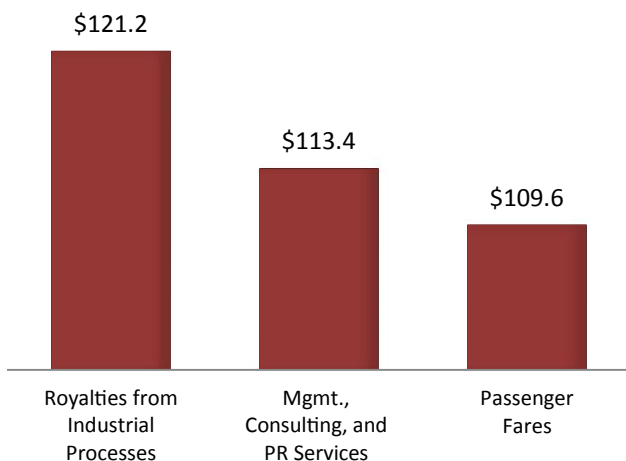
The EU purchased an estimated \$1.3 billion worth of goods (11 percent of goods exports) and \$675 million worth of services (29 percent of services exports) from Texas' 2nd District in 2012.

Successful implementation of TTIP is estimated to increase Texas' 2nd District's exports to the EU by 19.3 percent and could boost net employment by up to 2,985 jobs.

Current District Exports to European Union (\$ million)



Services Exports, 2012



Estimated Impacts of Full TTIP Implementation on Key Sectors

Top Sectors by Export Increase

Chemicals	+\$212 million
Other Manufactures	+\$107 million
Other Machinery	+\$99 million

Estimated Job Growth in Key Sectors

Business services	+540 jobs
Personal services	+275 jobs
Construction	+265 jobs

BOTTOM LINE: Since 2006, Texas' 2nd District's engines and turbines exports to the EU have increased by 133 percent. By reducing barriers to trade and investment, TTIP would facilitate future growth, increasing anticipated U.S. machinery exports by a further 16.7 percent.



Texas' 3rd District and TTIP

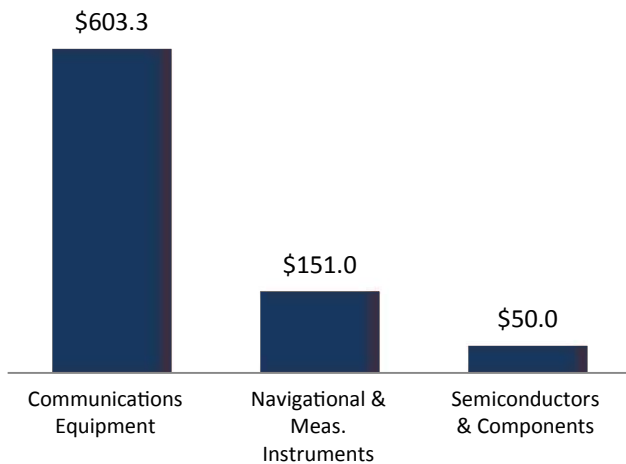
Texas' 3rd District already has a strong trade relationship with the European Union, and a successful conclusion of the **Transatlantic Trade and Investment Partnership (TTIP)** would contribute significantly to the district's future economic growth.

The EU purchased an estimated \$938 million worth of goods (12 percent of goods exports) and \$569 million worth of services (36 percent of services exports) from Texas' 3rd District in 2012.

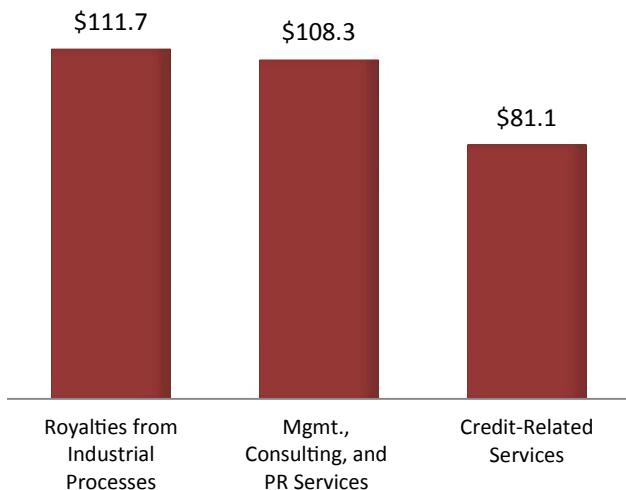
Successful implementation of TTIP is estimated to increase Texas' 3rd District's exports to the EU by 35 percent and could boost net employment by up to 1,805 jobs.

Current District Exports to European Union (\$ million)

Goods Exports, 2012



Services Exports, 2012



Estimated Impacts of Full TTIP Implementation on Key Sectors

Top Sectors by Export Increase

Electrical Machinery	+\$147 million
Motor Vehicles	+\$106 million
Metals and Metal Products	+\$40 million

Estimated Job Growth in Key Sectors

Business services	+360 jobs
Personal services	+235 jobs
Construction	+105 jobs

BOTTOM LINE: Since 2006, Texas' 3rd District's communications equipment exports to the EU have increased by 36 percent. By reducing barriers to trade and investment, TTIP would facilitate future growth, increasing anticipated U.S. electrical equipment exports by a further 44.1 percent.



Texas' 4th District and TTIP

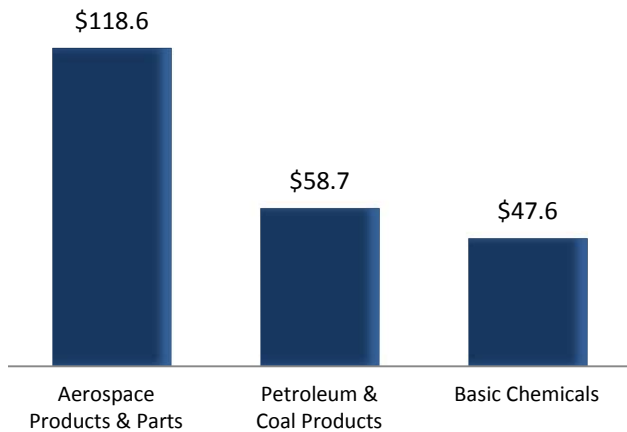
Texas' 4th District already has a strong trade relationship with the European Union, and a successful conclusion of the **Transatlantic Trade and Investment Partnership (TTIP)** would contribute significantly to the District's future economic growth.

The EU purchased an estimated \$618 million worth of goods (8 percent of goods exports) and \$212 million worth of services (32 percent of services exports) from Texas' 4th District in 2012.

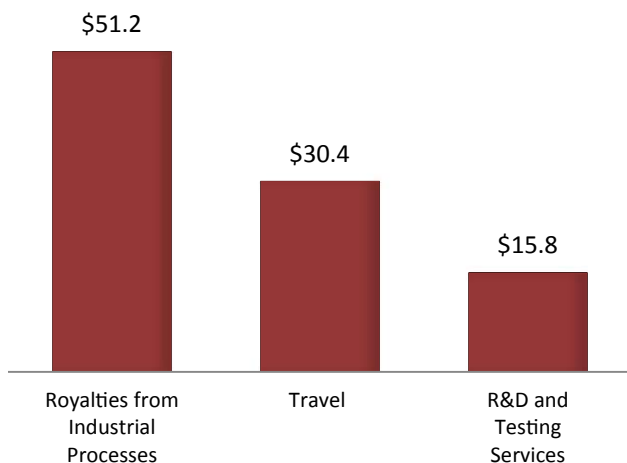
Successful implementation of TTIP is estimated to increase Texas' 4th District's exports to the EU by 41 percent and could boost net employment by up to 1,275 jobs.

2012 District Exports to European Union (\$ million)

Goods Exports



Services Exports



Estimated Impacts of Full TTIP Implementation on Key District Sectors

Top Sectors by Export Increase

Motor Vehicles	+\$157 million
Metals and Metal Products	+\$84 million
Chemicals	+\$80 million

Estimated Job Growth in Key Sectors

Personal services	+175 jobs
Business services	+145 jobs
Construction	+75 jobs

BOTTOM LINE: Since 2006, the 4th District's aerospace products exports to the EU have increased by 20 percent. By reducing barriers to trade and investment, TTIP would facilitate future growth, increasing anticipated transportation equipment exports by a further 28 percent.



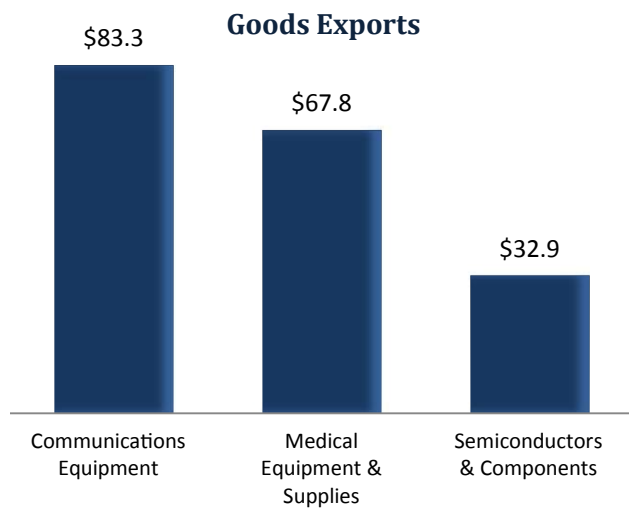
Texas' 5th District and TTIP

Texas' 5th District already has a strong trade relationship with the European Union, and a successful conclusion of the **Transatlantic Trade and Investment Partnership (TTIP)** would contribute significantly to the District's future economic growth.

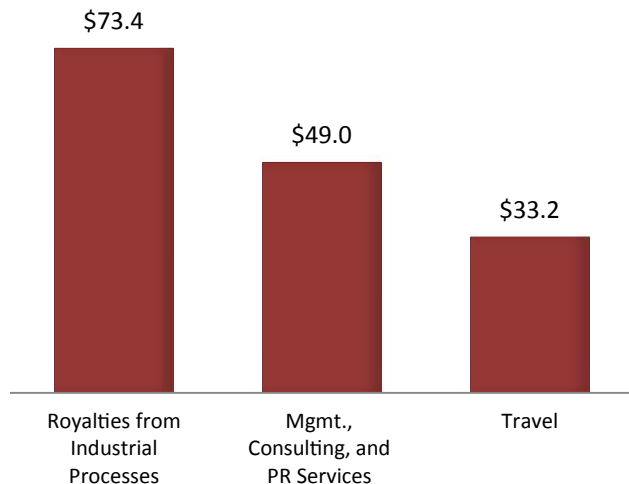
The EU purchased an estimated \$431 million worth of goods (9 percent of goods exports) and \$356 million worth of services (33 percent of services exports) from Texas' 5th District in 2012.

Successful implementation of TTIP is estimated to increase Texas' 5th District's exports to the EU by 21.3 percent and could boost net employment by up to 1,685 jobs.

2012 District Exports to European Union (\$ million)



Services Exports



Estimated Impacts of Full TTIP Implementation on Key District Sectors

Top Sectors by Export Increase

Electrical Machinery	+\$50 million
Chemicals	+\$40 million
Metals and Metal Products	+\$37 million

Estimated Job Growth in Key Sectors

Business services	+280 jobs
Personal services	+185 jobs
Construction	+100 jobs

BOTTOM LINE: Since 2006, the 5th District's medical equipment and supplies exports to the EU have increased by 258 percent. By reducing barriers to trade and investment, TTIP would facilitate future growth, increasing anticipated electrical machinery exports by a further 44 percent.



Texas' 6th District and TTIP

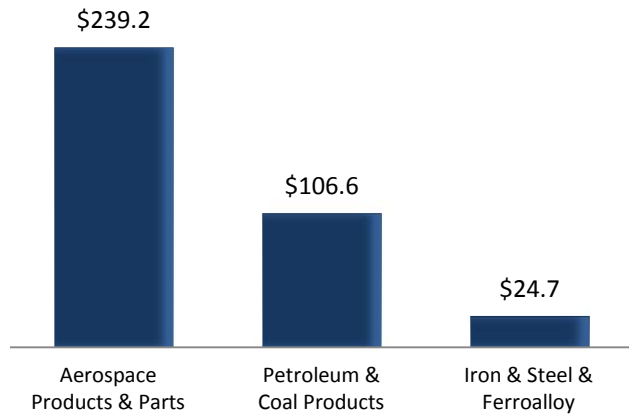
Texas' 6th District already has a strong trade relationship with the European Union, and a successful conclusion of the **Transatlantic Trade and Investment Partnership (TTIP)** would contribute significantly to the District's future economic growth.

The EU purchased an estimated \$660 million worth of goods (9 percent of goods exports) and \$593 million worth of services (30 percent of services exports) from Texas' 6th District in 2012.

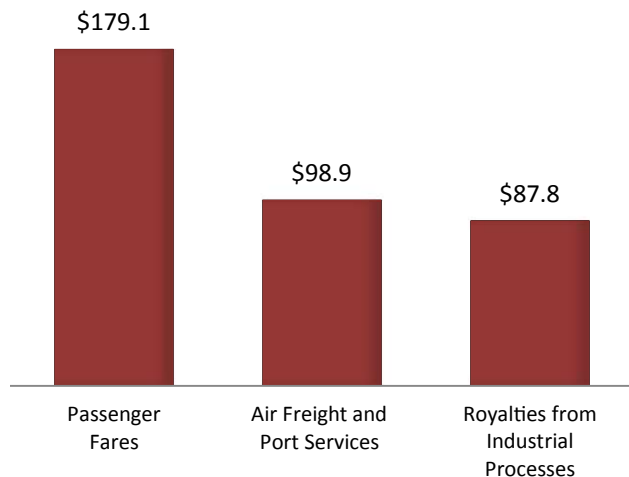
Successful implementation of TTIP is estimated to increase Texas' 6th District's exports to the EU by 30.9 percent and could boost net employment by up to 1,830 jobs.

2012 District Exports to European Union (\$ million)

Goods Exports



Services Exports



Estimated Impacts of Full TTIP Implementation on Key District Sectors

Top Sectors by Export Increase

Motor Vehicles	+\$187 million
Other Transport Equipment	+\$87 million
Chemicals	+\$79 million

Estimated Job Growth in Key Sectors

Business services	+240 jobs
Personal services	+205 jobs
Construction	+130 jobs

BOTTOM LINE: Since 2006, the 6th District's aerospace products exports to the EU have increased by 6 percent. By reducing barriers to trade and investment, TTIP would facilitate future growth, increasing anticipated transportation exports by a further 28 percent.



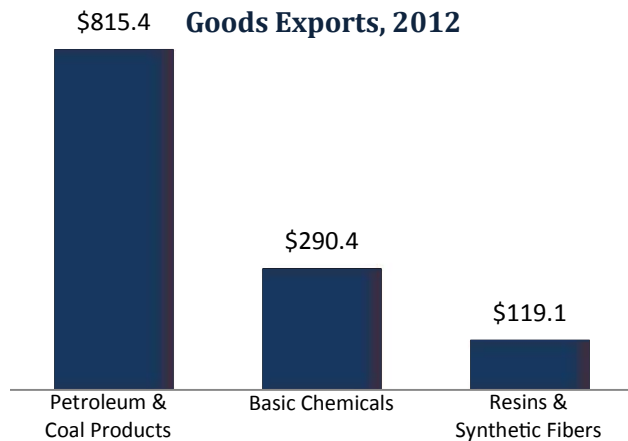
Texas' 7th District and TTIP

Texas' 7th District already has a strong trade relationship with the European Union, and a successful conclusion of the **Transatlantic Trade and Investment Partnership (TTIP)** would contribute significantly to the district's future economic growth.

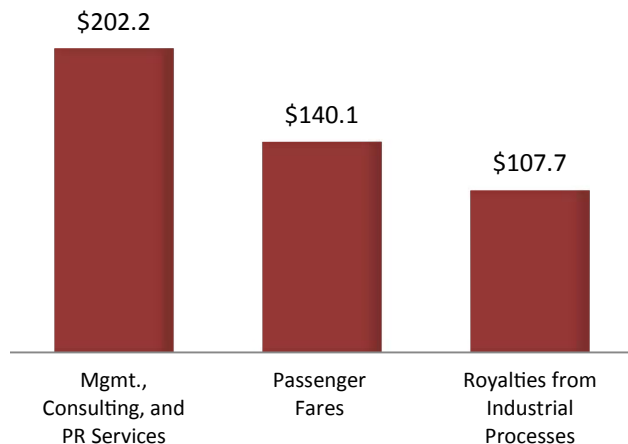
The EU purchased an estimated \$1.7 billion worth of goods (12 percent of goods exports) and \$884 million worth of services (30 percent of services exports) from Texas' 7th District in 2012.

Successful implementation of TTIP is estimated to increase Texas' 7th District's exports to the EU by 18.3 percent and could boost net employment by up to 3,685 jobs.

Current District Exports to European Union (\$ million)



Services Exports, 2012



Estimated Impacts of Full TTIP Implementation on Key Sectors

Top Sectors by Export Increase

Chemicals	+\$334 million
Other Manufactures	+\$155 million
Other Machinery	+\$53 million

Estimated Job Growth in Key Sectors

Business services	+695 jobs
Construction	+390 jobs
Personal services	+345 jobs

BOTTOM LINE: Since 2006, Texas' 7th District's chemicals exports to the EU have increased by 27 percent. By reducing barriers to trade and investment, TTIP would facilitate future growth, increasing anticipated U.S. chemicals exports by a further 34.2 percent.



Texas' 8th District and TTIP

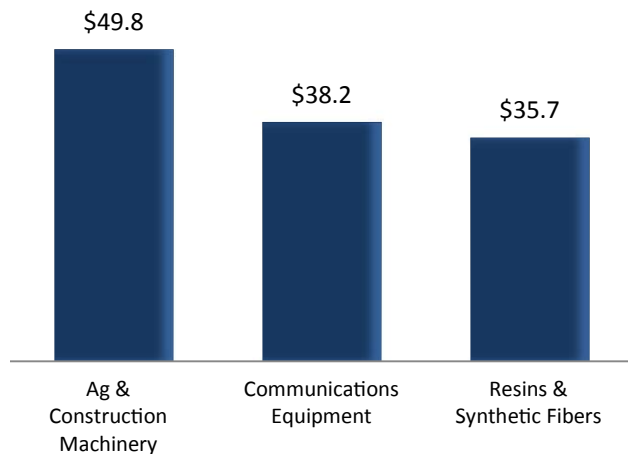
Texas' 8th District already has a strong trade relationship with the European Union, and a successful conclusion of the **Transatlantic Trade and Investment Partnership (TTIP)** would contribute significantly to the District's future economic growth.

The EU purchased an estimated \$355 million worth of goods (9 percent of goods exports) and \$227 million worth of services (29 percent of services exports) from Texas' 8th District in 2012.

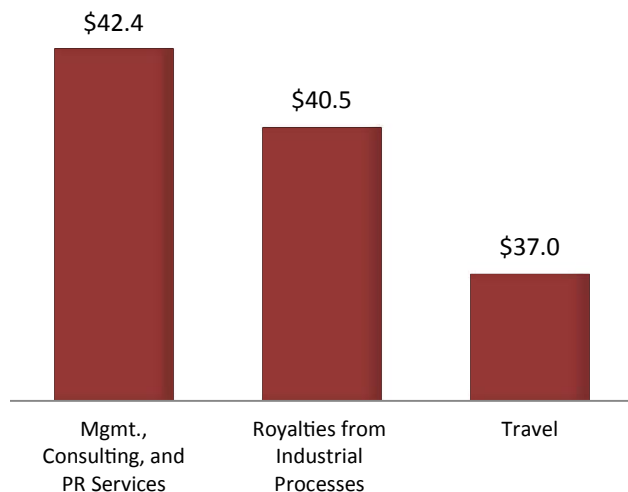
Successful implementation of TTIP is estimated to increase Texas' 8th District's exports to the EU by 23 percent and could boost net employment by up to 1,310 jobs.

2012 District Exports to European Union (\$ million)

Goods Exports



Services Exports



Estimated Impacts of Full TTIP Implementation on Key District Sectors

Top Sectors by Export Increase

Chemicals	+\$76 million
Metals and Metal Products	+\$45 million
Other Machinery	+\$34 million

Estimated Job Growth in Key Sectors

Business services	+185 jobs
Personal services	+170 jobs
Construction	+105 jobs

BOTTOM LINE: Since 2006, the 8th District's communications equipment exports to the EU have increased nearly eight-fold. By reducing barriers to trade and investment, TTIP would facilitate future growth, increasing anticipated U.S. electrical machinery exports by a further 44 percent.



Texas' 9th District and TTIP

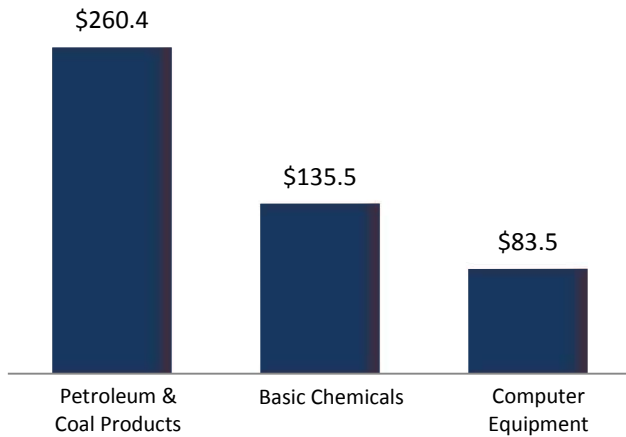
Texas' 9th District already has a strong trade relationship with the European Union, and a successful conclusion of the **Transatlantic Trade and Investment Partnership (TTIP)** would contribute significantly to the district's future economic growth.

The EU purchased an estimated \$765 million worth of goods (11 percent of goods exports) and \$407 million worth of services (29 percent of services exports) from Texas' 9th District in 2012.

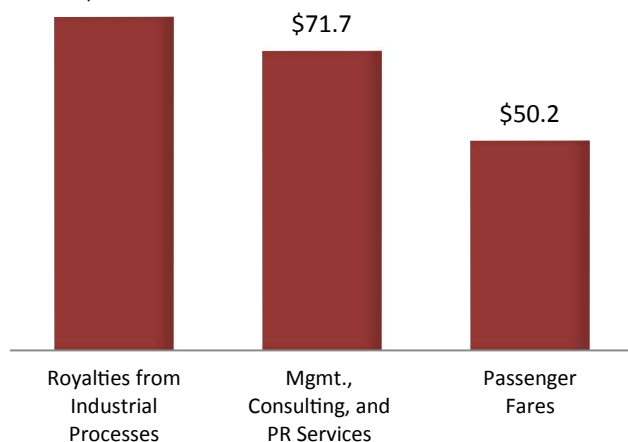
Successful implementation of TTIP is estimated to increase Texas' 9th District's exports to the EU by 20.9 percent and could boost net employment by up to 1,935 jobs.

Current District Exports to European Union (\$ million)

Goods Exports, 2012



Services Exports, 2012



Estimated Impacts of Full TTIP Implementation on Key Sectors

Top Sectors by Export Increase

Chemicals	+\$154 million
Other Manufactures	+\$51 million
Electrical Machinery	+\$44 million

Estimated Job Growth in Key Sectors

Business services	+315 jobs
Personal services	+210 jobs
Construction	+165 jobs

BOTTOM LINE: Since 2006, Texas' 9th District's computer equipment exports to the EU have increased by 31 percent. By reducing barriers to trade and investment, TTIP would facilitate future growth, increasing anticipated U.S. electrical equipment exports by a further 44.1 percent.



Texas' 10th District and TTIP

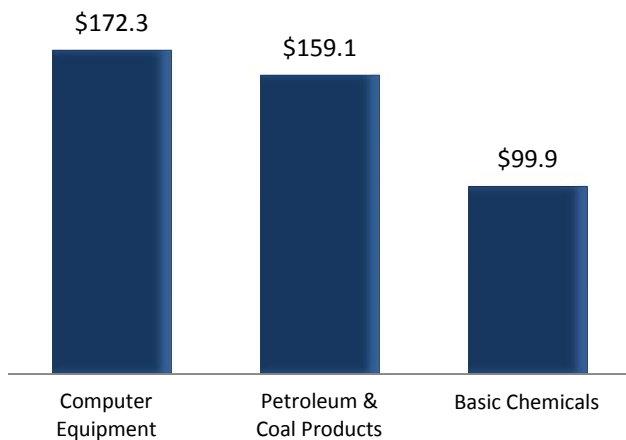
Texas' 10th District already has a strong trade relationship with the European Union, and a successful conclusion of the **Transatlantic Trade and Investment Partnership (TTIP)** would contribute significantly to the District's future economic growth.

The EU purchased an estimated \$989 million worth of goods (9 percent of goods exports) and \$546 million worth of services (33 percent of services exports) from Texas' 10th District in 2012.

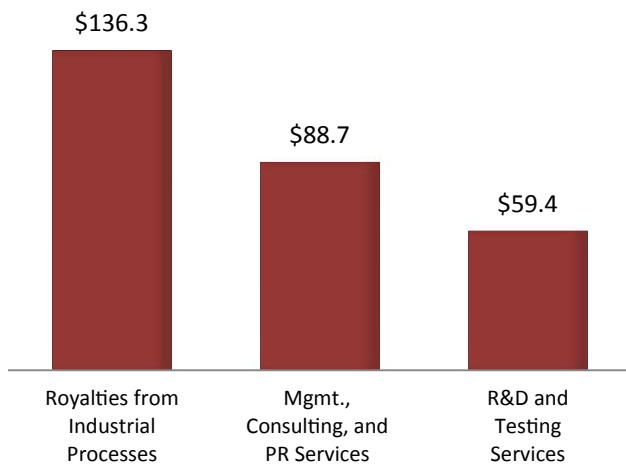
Successful implementation of TTIP is estimated to increase Texas' 10th District's exports to the EU by 24.4 percent and could boost net employment by up to 2,125 jobs.

2012 District Exports to European Union (\$ million)

Goods Exports



Services Exports



Estimated Impacts of Full TTIP Implementation on Key District Sectors

Top Sectors by Export Increase

Chemicals	+\$154 million
Electrical Machinery	+\$129 million
Other Machinery	+\$52 million

Estimated Job Growth in Key Sectors

Business services	+395 jobs
Personal services	+240 jobs
Construction	+165 jobs

BOTTOM LINE: Since 2006, the 10th District's chemical exports to the EU have increased by 54 percent. By reducing barriers to trade and investment, TTIP would facilitate future growth, increasing anticipated chemical exports by a further 34 percent.



Texas' 11th District and TTIP

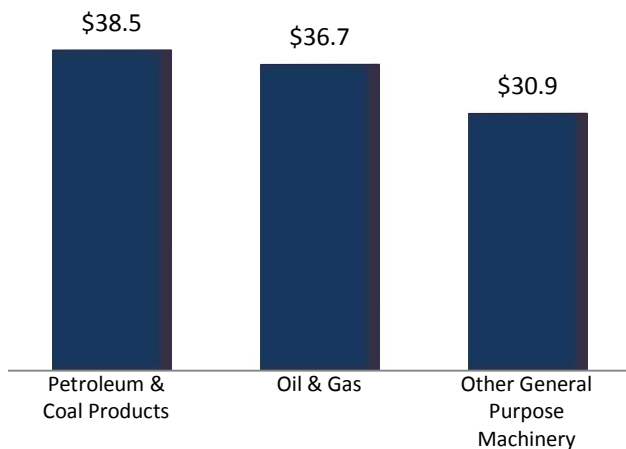
Texas' 11th District already has a strong trade relationship with the European Union, and a successful conclusion of the **Transatlantic Trade and Investment Partnership (TTIP)** would contribute significantly to the district's future economic growth.

The EU purchased an estimated \$333 million worth of goods (7 percent of goods exports) and \$248 million worth of services (24 percent of services exports) from Texas' 11th District in 2012.

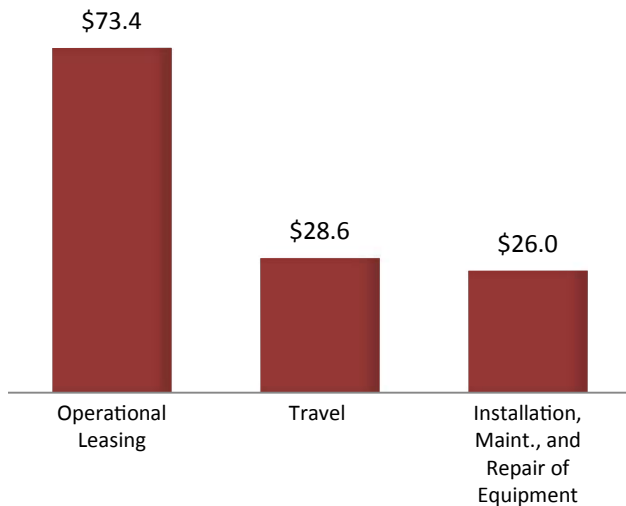
Successful implementation of TTIP is estimated to increase Texas' 11th District's exports to the EU by 20 percent and could boost net employment by up to 1,990 jobs.

Current District Exports to European Union (\$ million)

Goods Exports, 2012



Services Exports, 2012



Estimated Impacts of Full TTIP Implementation on Key Sectors

Top Sectors by Export Increase

Motor Vehicles	+\$42 million
Other Machinery	+\$39 million
Metals and Metal Products	+\$35 million

Estimated Job Growth in Key Sectors

Business services	+300 jobs
Personal services	+225 jobs
Construction	+205 jobs

BOTTOM LINE: Since 2006, Texas' 11th District's engines and turbines exports to the EU have increased by 160 percent. By reducing barriers to trade and investment, TTIP would facilitate future growth, increasing anticipated U.S. machinery exports by a further 16.7 percent.



Texas' 12th District and TTIP

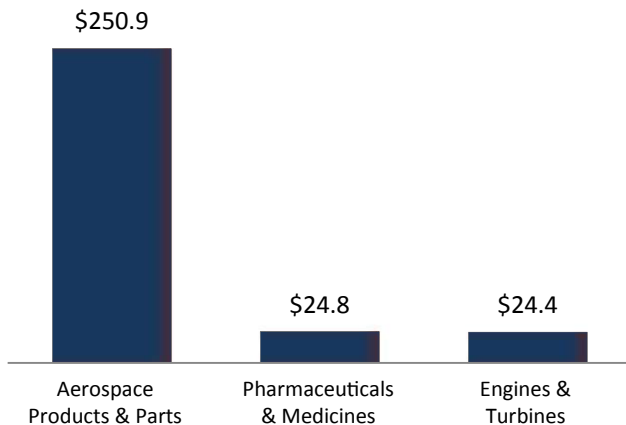
Texas' 12th District already has a strong trade relationship with the European Union, and a successful conclusion of the **Transatlantic Trade and Investment Partnership (TTIP)** would contribute significantly to the district's future economic growth.

The EU purchased an estimated \$510 million worth of goods (9 percent of goods exports) and \$610 million worth of services (29 percent of services exports) from Texas' 12th District in 2012.

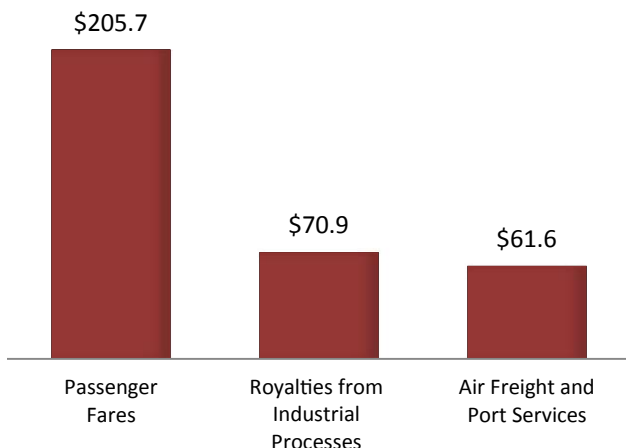
Successful implementation of TTIP is estimated to increase Texas' 12th District's exports to the EU by 30.3 percent and could boost net employment by up to 2,075 jobs.

Current District Exports to European Union (\$ million)

Goods Exports, 2012



Services Exports, 2012



Estimated Impacts of Full TTIP Implementation on Key Sectors

Top Sectors by Export Increase

Motor Vehicles	+\$232 million
Other Transport Equipment	+\$91 million
Other Machinery	+\$39 million

Estimated Job Growth in Key Sectors

Business services	+260 jobs
Personal services	+255 jobs
Construction	+155 jobs

BOTTOM LINE: Since 2006, Texas' 12th District's pharmaceutical exports to the EU have increased by 74 percent. By reducing barriers to trade and investment, TTIP would facilitate future growth, increasing anticipated U.S. chemicals exports by a further 34.2 percent.



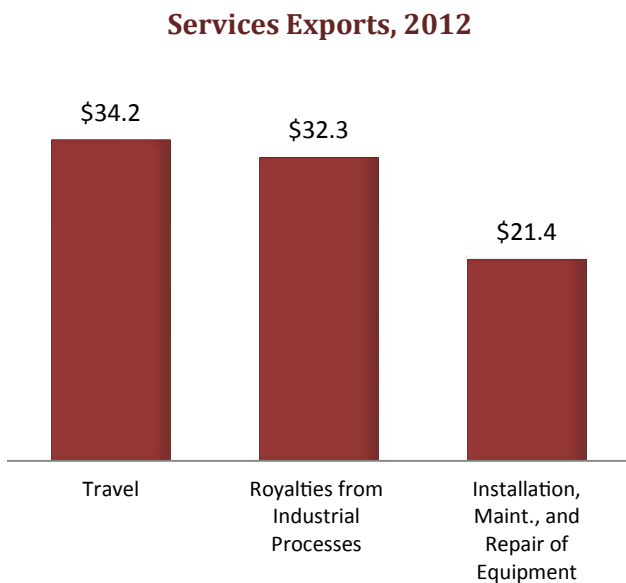
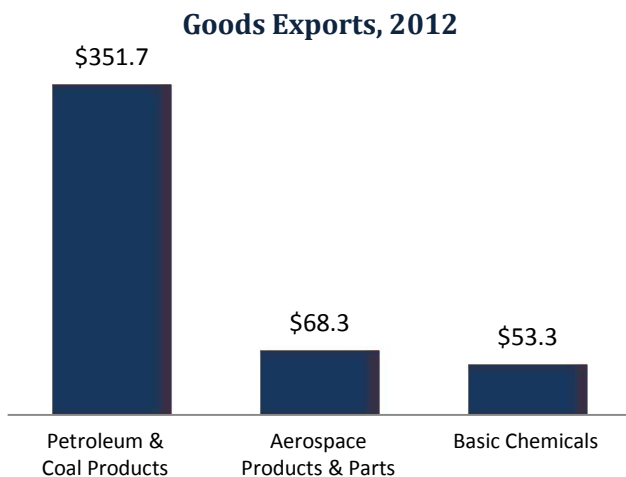
Texas' 13th District and TTIP

Texas' 13th District already has a strong trade relationship with the European Union, and a successful conclusion of the **Transatlantic Trade and Investment Partnership (TTIP)** would contribute significantly to the district's future economic growth.

The EU purchased an estimated \$850 million worth of goods (8 percent of goods exports) and \$215 million worth of services (26 percent of services exports) from Texas' 13th District in 2012.

Successful implementation of TTIP is estimated to increase Texas' 13th District's exports to the EU by 37.2 percent and could boost net employment by up to 1,650 jobs.

Current District Exports to European Union (\$ million)



Estimated Impacts of Full TTIP Implementation on Key Sectors

Top Sectors by Export Increase

Motor Vehicles	+\$279 million
Chemicals	+\$85 million
Other Manufactures	+\$72 million

Estimated Job Growth in Key Sectors

Business services	+225 jobs
Personal services	+210 jobs
Construction	+110 jobs

BOTTOM LINE: Since 2006, Texas' 13th District's chemicals exports to the EU have increased by 67 percent. By reducing barriers to trade and investment, TTIP would facilitate future growth, increasing anticipated U.S. chemicals exports by a further 34.2 percent.



Texas' 14th District and TTIP

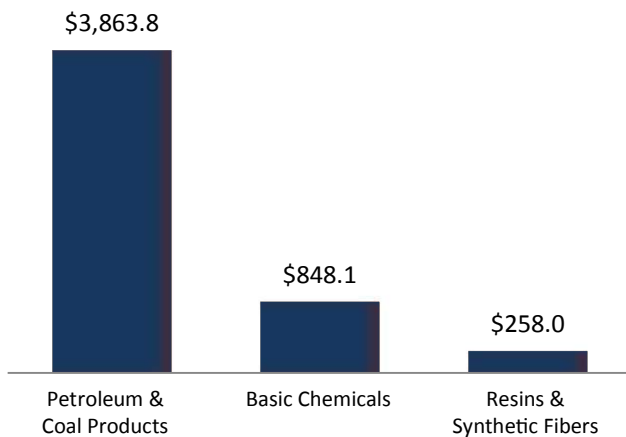
Texas' 14th District already has a strong trade relationship with the European Union, and a successful conclusion of the **Transatlantic Trade and Investment Partnership (TTIP)** would contribute significantly to the district's future economic growth.

The EU purchased an estimated \$5.1 billion worth of goods (16 percent of goods exports) and \$333 million worth of services (32 percent of services exports) from Texas' 14th District in 2012.

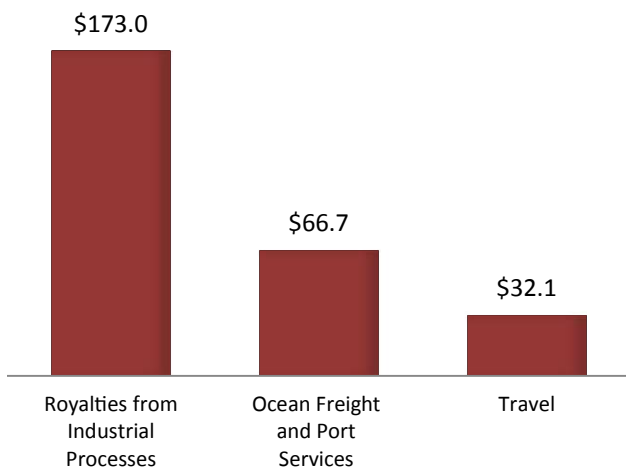
Successful implementation of TTIP is estimated to increase Texas' 14th District's exports to the EU by 22.4 percent and could boost net employment by up to 1,765 jobs.

Current District Exports to European Union (\$ million)

Goods Exports, 2012



Services Exports, 2012



Estimated Impacts of Full TTIP Implementation on Key Sectors

Top Sectors by Export Increase

Chemicals	+\$773 million
Other Manufactures	+\$715 million
Metals and Metal Products	+\$21 million

Estimated Job Growth in Key Sectors

Construction	+260 jobs
Personal services	+235 jobs
Business services	+160 jobs

BOTTOM LINE: Since 2006, Texas' 14th District's resins and synthetic fibers exports to the EU have increased by 41 percent. By reducing barriers to trade and investment, TTIP would facilitate future growth, increasing anticipated U.S. chemicals exports by a further 34.2 percent.



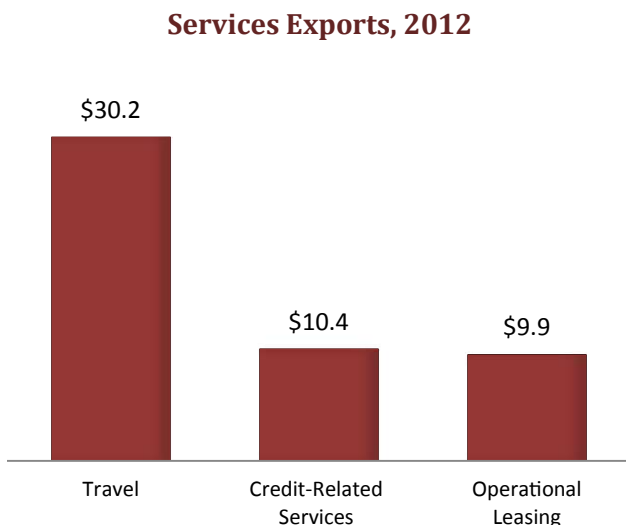
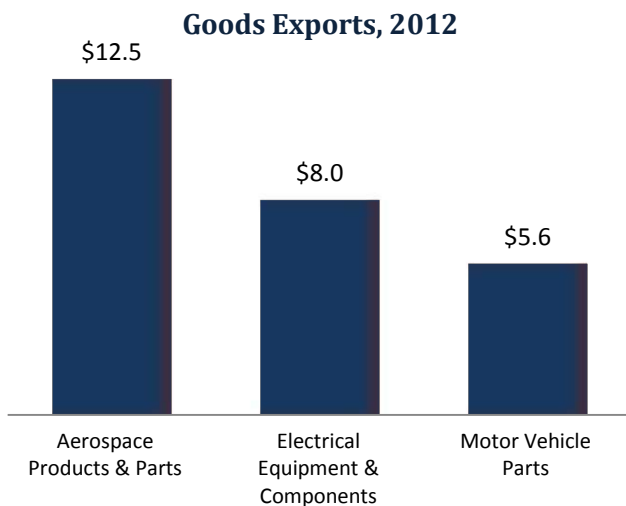
Texas' 15th District and TTIP

Texas' 15th District already has a strong trade relationship with the European Union, and a successful conclusion of the **Transatlantic Trade and Investment Partnership (TTIP)** would contribute significantly to the district's future economic growth.

The EU purchased an estimated \$82 million worth of goods (5 percent of goods exports) and \$111 million worth of services (27 percent of services exports) from Texas' 15th District in 2012.

Successful implementation of TTIP is estimated to increase Texas' 15th District's exports to the EU by 27 percent and could boost net employment by up to 1,060 jobs.

Current District Exports to European Union (\$ million)



Estimated Impacts of Full TTIP Implementation on Key Sectors

Top Sectors by Export Increase

Motor Vehicles	+\$49 million
Chemicals	+\$9 million
Electrical Machinery	+\$8 million

Estimated Job Growth in Key Sectors

Personal services	+155 jobs
Business services	+130 jobs
Construction	+65 jobs

BOTTOM LINE: Since 2006, Texas' 15th District's aerospace products exports to the EU have increased by 104 percent. By reducing barriers to trade and investment, TTIP would facilitate future growth, increasing anticipated U.S. transportation equipment exports by a further 27.8 percent.



Texas' 16th District and TTIP

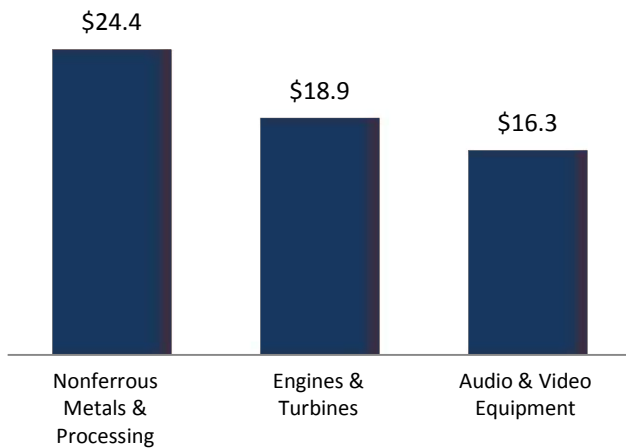
Texas' 16th District already has a strong trade relationship with the European Union, and a successful conclusion of the **Transatlantic Trade and Investment Partnership (TTIP)** would contribute significantly to the district's future economic growth.

The EU purchased an estimated \$165 million worth of goods (5 percent of goods exports) and \$166 million worth of services (28 percent of services exports) from Texas' 16th District in 2012.

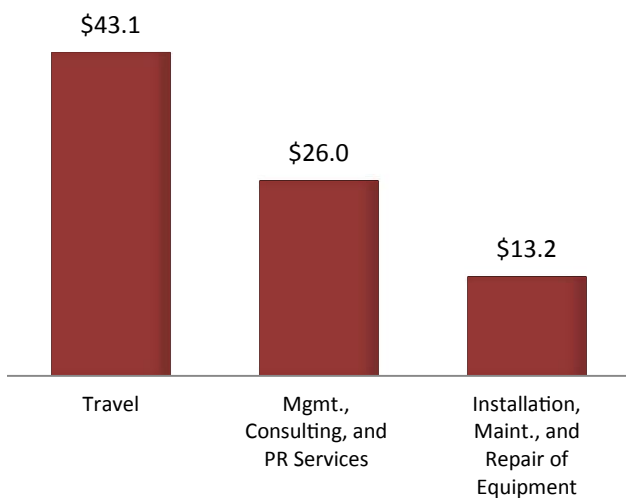
Successful implementation of TTIP is estimated to increase Texas' 16th District's exports to the EU by 26.5 percent and could boost net employment by up to 1,535 jobs.

Current District Exports to European Union (\$ million)

Goods Exports, 2012



Services Exports, 2012



Estimated Impacts of Full TTIP Implementation on Key Sectors

Top Sectors by Export Increase

Motor Vehicles	+\$47 million
Metals and Metal Products	+\$47 million
Other Manufactures	+\$21 million

Estimated Job Growth in Key Sectors

Personal services	+225 jobs
Business services	+225 jobs
Construction	+120 jobs

BOTTOM LINE: Since 2006, Texas' 16th District's nonferrous metals and products exports to the EU have increased by 105 percent. By reducing barriers to trade and investment, TTIP would facilitate future growth, increasing anticipated U.S. metals and metal products exports by a further 88.1 percent.



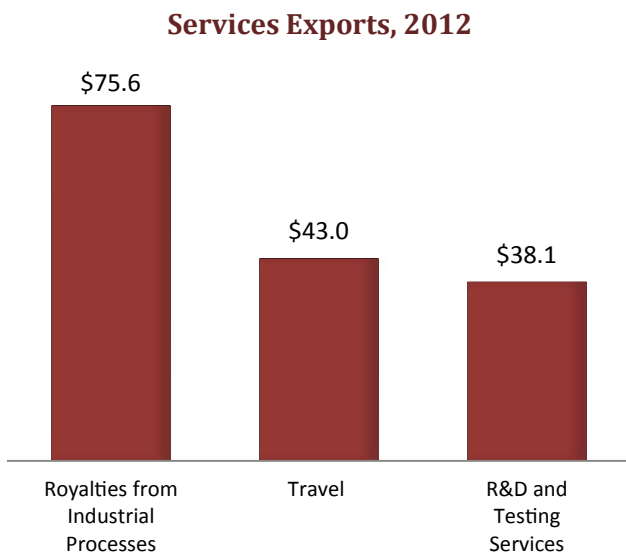
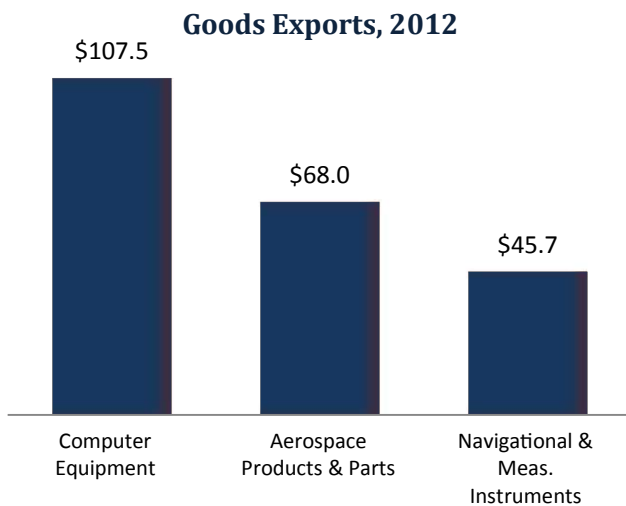
Texas' 17th District and TTIP

Texas' 17th District already has a strong trade relationship with the European Union, and a successful conclusion of the **Transatlantic Trade and Investment Partnership (TTIP)** would contribute significantly to the district's future economic growth.

The EU purchased an estimated \$497 million worth of goods (9 percent of goods exports) and \$305 million worth of services (30 percent of services exports) from Texas' 17th District in 2012.

Successful implementation of TTIP is estimated to increase Texas' 17th District's exports to the EU by 25.9 percent and could boost net employment by up to 1,550 jobs.

Current District Exports to European Union (\$ million)



Estimated Impacts of Full TTIP Implementation on Key Sectors

Top Sectors by Export Increase

Electrical Machinery	+\$74 million
Chemicals	+\$58 million
Motor Vehicles	+\$27 million

Estimated Job Growth in Key Sectors

Personal services	+220 jobs
Business services	+220 jobs
Construction	+130 jobs

BOTTOM LINE: Since 2006, Texas' 17th District's communications equipment exports to the EU have increased by 49 percent. By reducing barriers to trade and investment, TTIP would facilitate future growth, increasing anticipated U.S. electrical equipment exports by a further 44.1 percent.



Texas' 18th District and TTIP

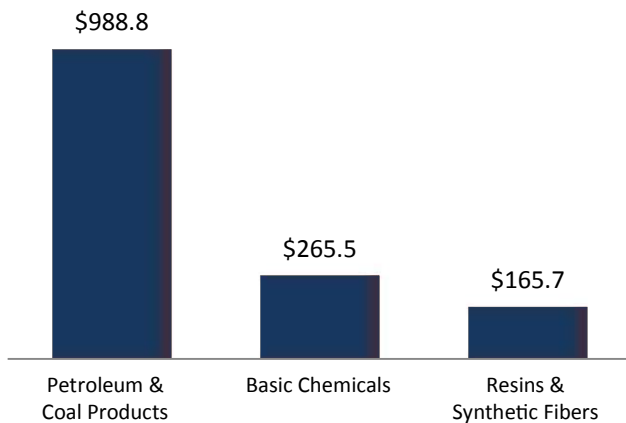
Texas' 18th District already has a strong trade relationship with the European Union, and a successful conclusion of the **Transatlantic Trade and Investment Partnership (TTIP)** would contribute significantly to the district's future economic growth.

The EU purchased an estimated \$2.0 billion worth of goods (12 percent of goods exports) and \$756 million worth of services (30 percent of services exports) from Texas' 18th District in 2012.

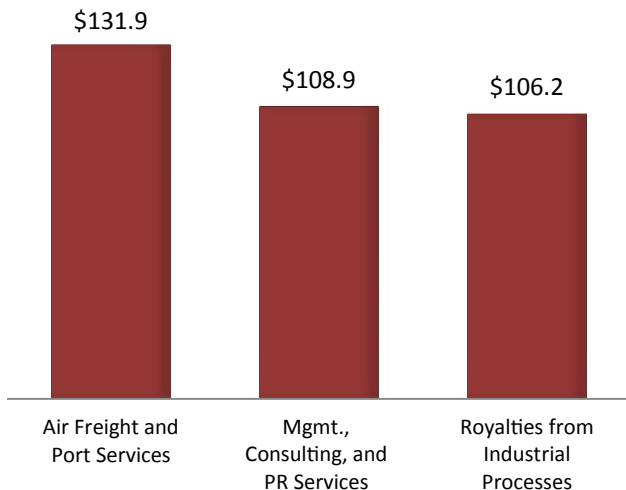
Successful implementation of TTIP is estimated to increase Texas' 18th District's exports to the EU by 20.6 percent and could boost net employment by up to 2,705 jobs.

Current District Exports to European Union (\$ million)

Goods Exports, 2012



Services Exports, 2012



Estimated Impacts of Full TTIP Implementation on Key Sectors

Top Sectors by Export Increase

Chemicals	+\$359 million
Other Manufactures	+\$186 million
Other Machinery	+\$99 million

Estimated Job Growth in Key Sectors

Business services	+410 jobs
Personal services	+265 jobs
Other machinery	+230 jobs

BOTTOM LINE: Since 2006, Texas' 18th District's chemicals exports to the EU have increased by 27 percent. By reducing barriers to trade and investment, TTIP would facilitate future growth, increasing anticipated U.S. chemicals exports by a further 34.2 percent.



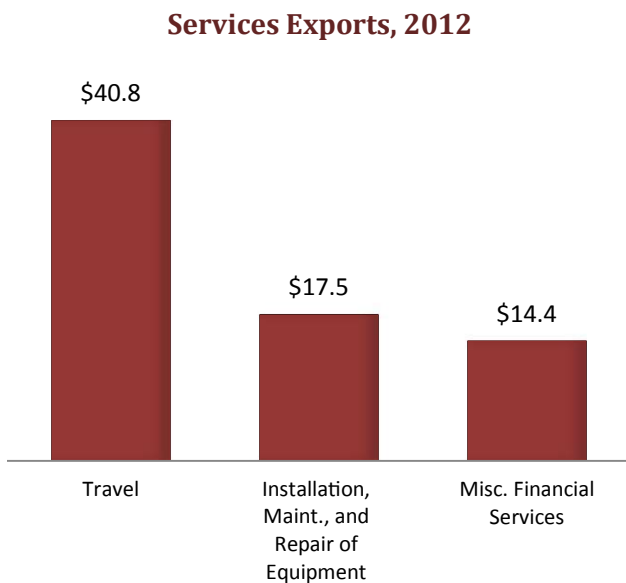
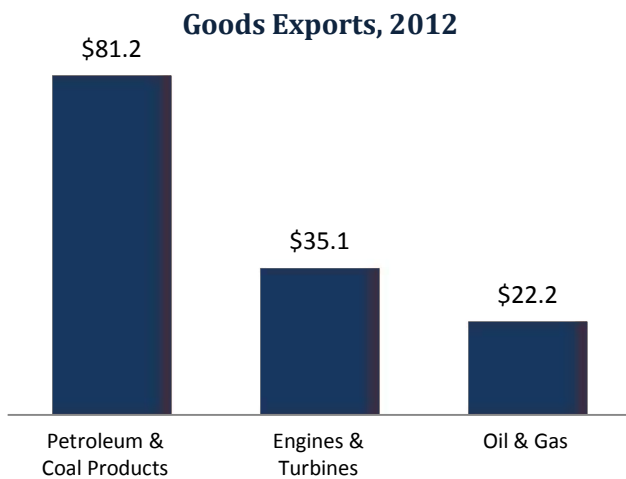
Texas' 19th District and TTIP

Texas' 19th District already has a strong trade relationship with the European Union, and a successful conclusion of the **Transatlantic Trade and Investment Partnership (TTIP)** would contribute significantly to the district's future economic growth.

The EU purchased an estimated \$325 million worth of goods (8 percent of goods exports) and \$204 million worth of services (25 percent of services exports) from Texas' 19th District in 2012.

Successful implementation of TTIP is estimated to increase Texas' 19th District's exports to the EU by 17.1 percent and could boost net employment by up to 1,725 jobs.

Current District Exports to European Union (\$ million)



Estimated Impacts of Full TTIP Implementation on Key Sectors

Top Sectors by Export Increase

Chemicals	+\$25 million
Other Manufactures	+\$22 million
Other Machinery	+\$21 million

Estimated Job Growth in Key Sectors

Business services	+255 jobs
Personal services	+235 jobs
Construction	+105 jobs

BOTTOM LINE: Since 2006, Texas' 19th District's engines and turbines exports to the EU have increased by 407 percent. By reducing barriers to trade and investment, TTIP would facilitate future growth, increasing anticipated U.S. machinery exports by a further 16.7 percent.



Texas' 20th District and TTIP

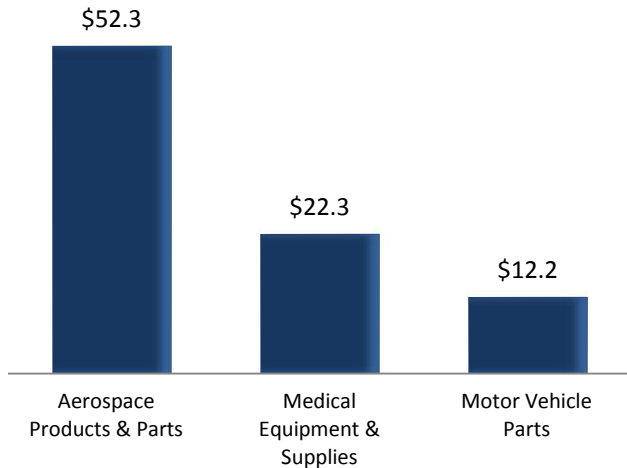
Texas' 20th District already has a strong trade relationship with the European Union, and a successful conclusion of the **Transatlantic Trade and Investment Partnership (TTIP)** would contribute significantly to the District's future economic growth.

The EU purchased an estimated \$122 million worth of goods (9 percent of goods exports) and \$253 million worth of services (29 percent of services exports) from Texas' 20th District in 2012.

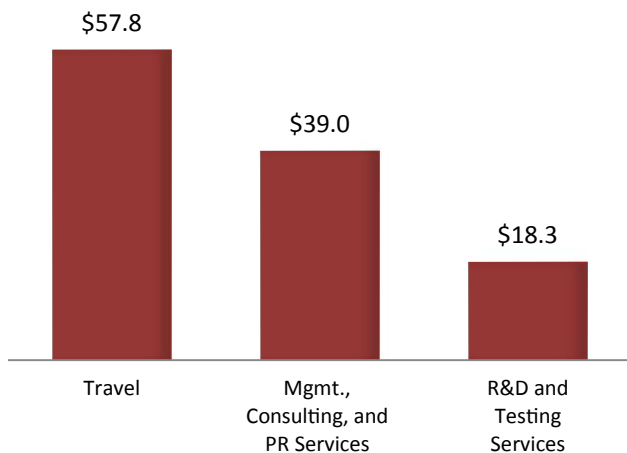
Successful implementation of TTIP is estimated to increase Texas' 20th District's exports to the EU by 28.9 percent and could boost net employment by up to 1,540 jobs.

2012 District Exports to European Union (\$ million)

Goods Exports



Services Exports



Estimated Impacts of Full TTIP Implementation on Key District Sectors

Top Sectors by Export Increase

Motor Vehicles	+\$89 million
Other Transport Equipment	+\$21 million
Other Manufactures	+\$5 million

Estimated Job Growth in Key Sectors

Personal services	+265 jobs
Business services	+215 jobs
Construction	+95 jobs

BOTTOM LINE: Since 2006, the 20th District's medical equipment and supplies exports to the EU have increased by 195 percent. By reducing barriers to trade and investment, TTIP would facilitate future growth, increasing anticipated electrical machinery exports by a further 44 percent



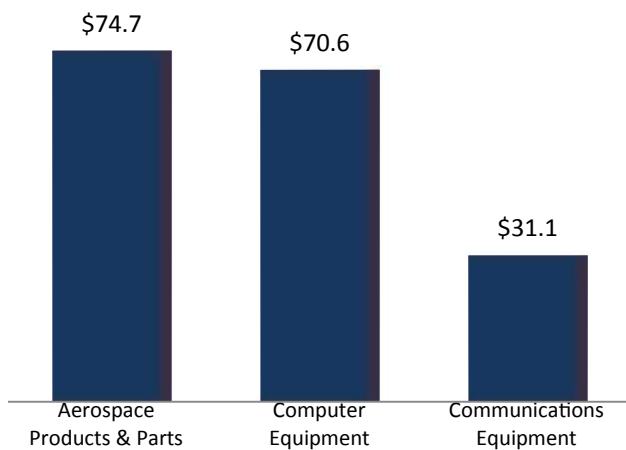
Texas' 21st District and TTIP

Texas' 21st District already has a strong trade relationship with the European Union, and a successful conclusion of the **Transatlantic Trade and Investment Partnership (TTIP)** would contribute significantly to the district's future economic growth.

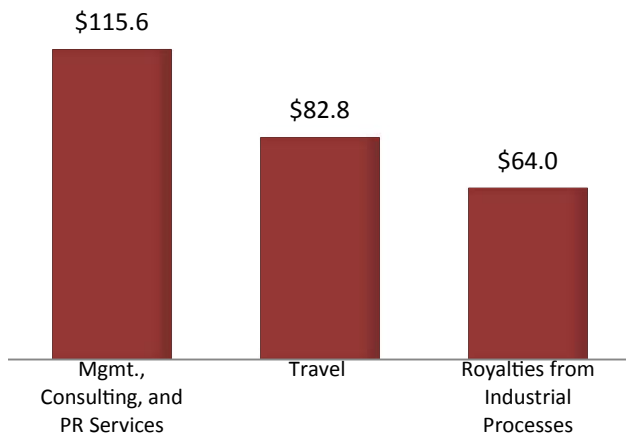
The EU purchased an estimated \$354 million worth of goods (9 percent of goods exports) and \$594 million worth of services (33 percent of services exports) from Texas' 21st District in 2012.

Current District Exports to European Union (\$ million)

Goods Exports, 2012



Services Exports, 2012



Successful implementation of TTIP is estimated to increase Texas' 21st District's exports to the EU by 21.1 percent and could boost net employment by up to 2,825 jobs.

Estimated Impacts of Full TTIP Implementation on Key Sectors

Top Sectors by Export Increase

Motor Vehicles	+\$71 million
Electrical Machinery	+\$53 million
Other Transport Equipment	+\$29 million

Estimated Job Growth in Key Sectors

Business services	+480 jobs
Personal services	+390 jobs
Construction	+240 jobs

BOTTOM LINE: Since 2006, Texas' 21st District's communications equipment exports to the EU have increased by 56 percent. By reducing barriers to trade and investment, TTIP would facilitate future growth, increasing anticipated U.S. electrical equipment exports by a further 44.1 percent.



Texas' 22nd District and TTIP

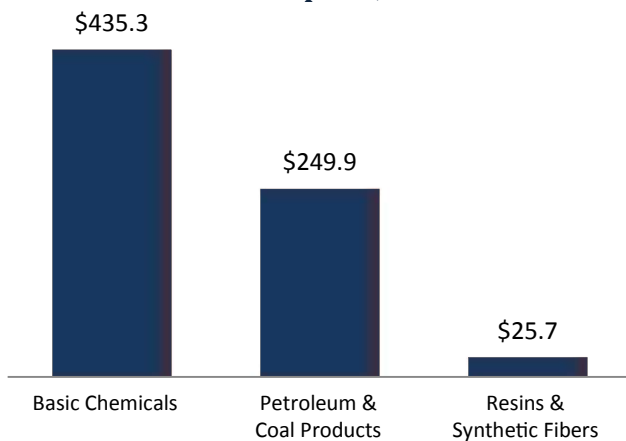
Texas' 22nd District already has a strong trade relationship with the European Union, and a successful conclusion of the **Transatlantic Trade and Investment Partnership (TTIP)** would contribute significantly to the district's future economic growth.

The EU purchased an estimated \$917 million worth of goods (13 percent of goods exports) and \$283 million worth of services (33 percent of services exports) from Texas' 22nd District in 2012.

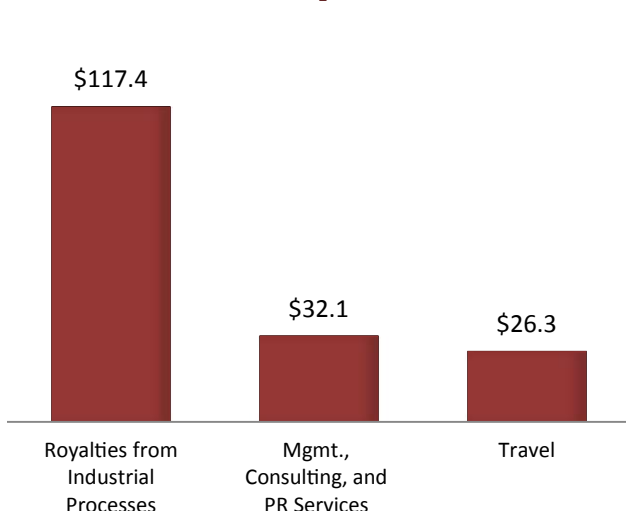
Successful implementation of TTIP is estimated to increase Texas' 22nd District's exports to the EU by 27.4 percent and could boost net employment by up to 1,210 jobs.

Current District Exports to European Union (\$ million)

Goods Exports, 2012



Services Exports, 2012



Estimated Impacts of Full TTIP Implementation on Key Sectors

Top Sectors by Export Increase

Chemicals	+\$316 million
Other Manufactures	+\$50 million
Electrical Machinery	+\$30 million

Estimated Job Growth in Key Sectors

Business services	+165 jobs
Personal services	+155 jobs
Construction	+150 jobs

BOTTOM LINE: Since 2006, Texas' 22nd District's chemicals exports to the EU have increased by 36 percent. By reducing barriers to trade and investment, TTIP would facilitate future growth, increasing anticipated U.S. chemicals exports by a further 34.2 percent.



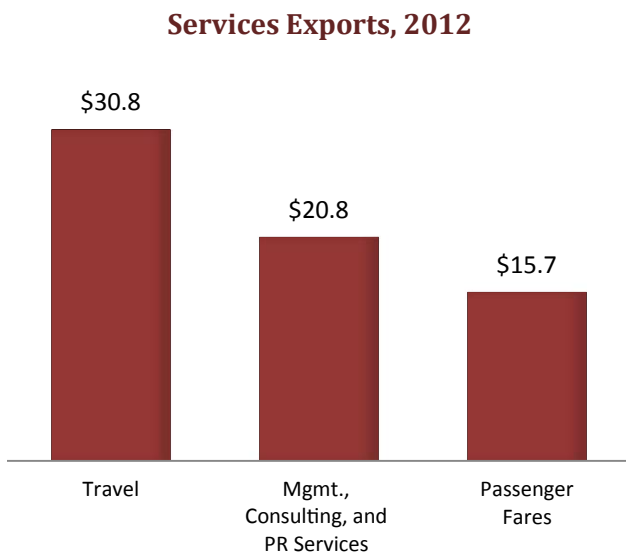
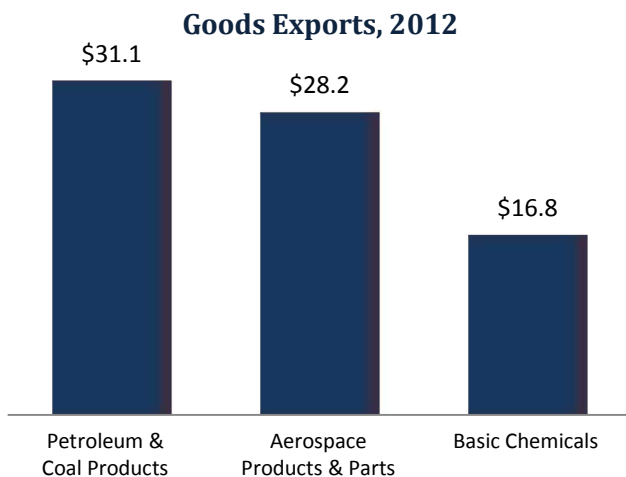
Texas' 23rd District and TTIP

Texas' 23rd District already has a strong trade relationship with the European Union, and a successful conclusion of the **Transatlantic Trade and Investment Partnership (TTIP)** would contribute significantly to the district's future economic growth.

The EU purchased an estimated \$188 million worth of goods (8 percent of goods exports) and \$174 million worth of services (28 percent of services exports) from Texas' 23rd District in 2012.

Successful implementation of TTIP is estimated to increase Texas' 23rd District's exports to the EU by 21.2 percent and could boost net employment by up to 1,155 jobs.

Current District Exports to European Union (\$ million)



Estimated Impacts of Full TTIP Implementation on Key Sectors

Top Sectors by Export Increase

Motor Vehicles	+\$37 million
Chemicals	+\$28 million
Other Transport Equipment	+\$14 million

Estimated Job Growth in Key Sectors

Business services	+200 jobs
Personal services	+150 jobs
Construction	+55 jobs

BOTTOM LINE: Since 2006, Texas' 23rd District's aerospace products exports to the EU have increased by 39 percent. By reducing barriers to trade and investment, TTIP would facilitate future growth, increasing anticipated U.S. transportation equipment exports by a further 27.8 percent.



Texas' 24th District and TTIP

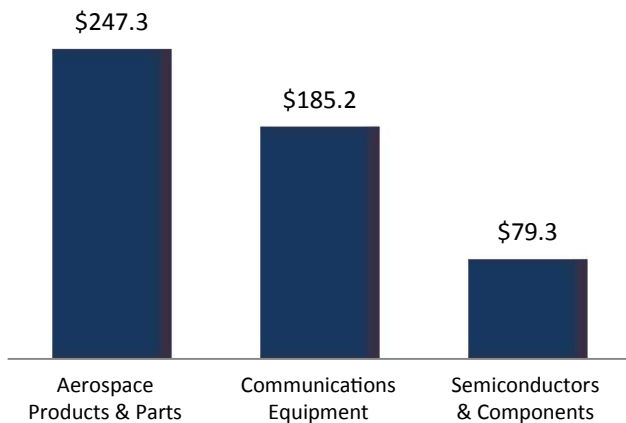
Texas' 24th District already has a strong trade relationship with the European Union, and a successful conclusion of the **Transatlantic Trade and Investment Partnership (TTIP)** would contribute significantly to the district's future economic growth.

The EU purchased an estimated \$866 million worth of goods (11 percent of goods exports) and \$1.4 billion worth of services (34 percent of services exports) from Texas' 24th District in 2012.

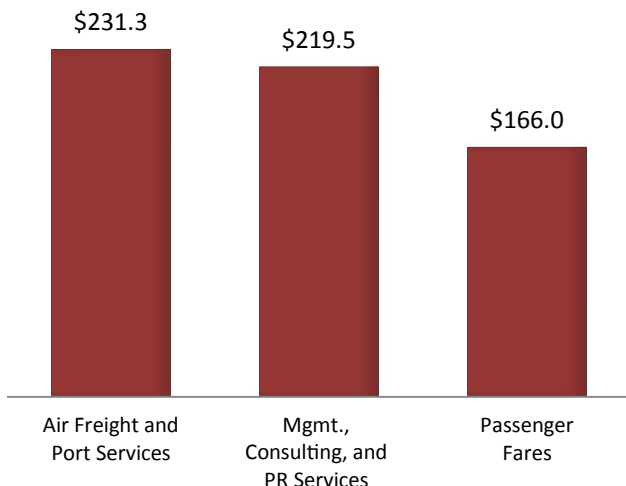
Successful implementation of TTIP is estimated to increase Texas' 24th District's exports to the EU by 20 percent and could boost net employment by up to 3,555 jobs.

Current District Exports to European Union (\$ million)

Goods Exports, 2012



Services Exports, 2012



Estimated Impacts of Full TTIP Implementation on Key Sectors

Top Sectors by Export Increase

Electrical Machinery	+\$99 million
Other Transport Equipment	+\$90 million
Motor Vehicles	+\$79 million

Estimated Job Growth in Key Sectors

Business services	+645 jobs
Personal services	+380 jobs
Construction	+260 jobs

BOTTOM LINE: Since 2006, Texas' 24th District's medical equipment and supplies exports to the EU have increased by 112 percent. By reducing barriers to trade and investment, TTIP would facilitate future growth, increasing anticipated U.S. electrical equipment exports by a further 44.1 percent.



Texas' 25th District and TTIP

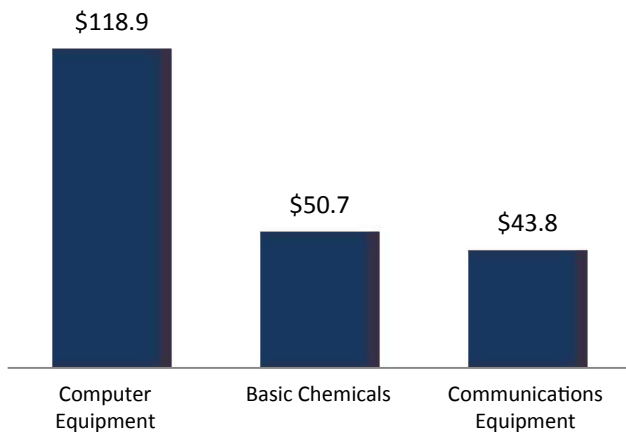
Texas' 25th District already has a strong trade relationship with the European Union, and a successful conclusion of the **Transatlantic Trade and Investment Partnership (TTIP)** would contribute significantly to the district's future economic growth.

The EU purchased an estimated \$459 million worth of goods (8 percent of goods exports) and \$425 million worth of services (31 percent of services exports) from Texas' 25th District in 2012.

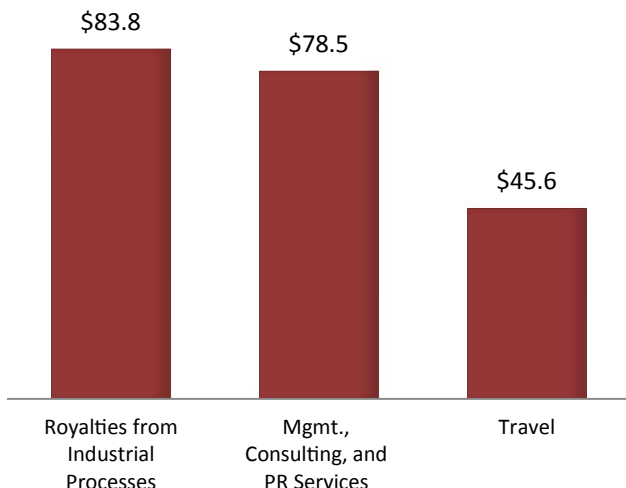
Successful implementation of TTIP is estimated to increase Texas' 25th District's exports to the EU by 26.2 percent and could boost net employment by up to 1,710 jobs.

Current District Exports to European Union (\$ million)

Goods Exports, 2012



Services Exports, 2012



Estimated Impacts of Full TTIP Implementation on Key Sectors

Top Sectors by Export Increase

Electrical Machinery	+\$78 million
Chemicals	+\$75 million
Motor Vehicles	+\$54 million

Estimated Job Growth in Key Sectors

Business services	+305 jobs
Personal services	+225 jobs
Construction	+140 jobs

BOTTOM LINE: Since 2006, Texas' 25th District's chemicals exports to the EU have increased by 78 percent. By reducing barriers to trade and investment, TTIP would facilitate future growth, increasing anticipated U.S. chemicals exports by a further 34.2 percent.



Texas' 26th District and TTIP

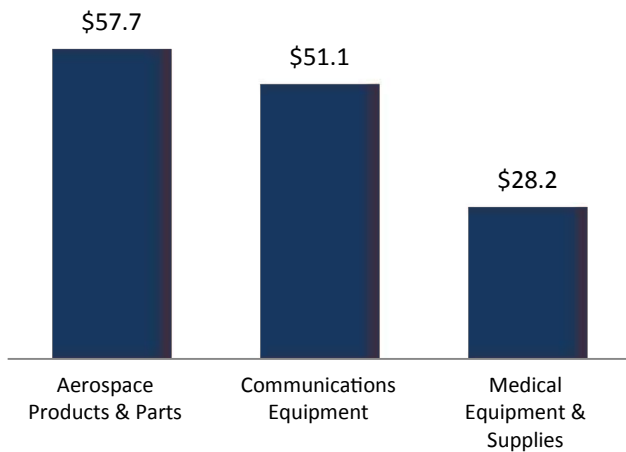
Texas' 26th District already has a strong trade relationship with the European Union, and a successful conclusion of the **Transatlantic Trade and Investment Partnership (TTIP)** would contribute significantly to the district's future economic growth.

The EU purchased an estimated \$254 million worth of goods (8 percent of goods exports) and \$232 million worth of services (31 percent of services exports) from Texas' 26th District in 2012.

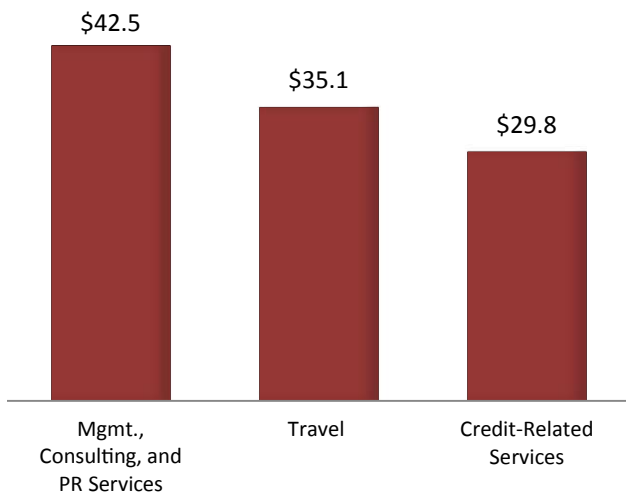
Successful implementation of TTIP is estimated to increase Texas' 26th District's exports to the EU by 41.6 percent and could boost net employment by up to 1,135 jobs.

Current District Exports to European Union (\$ million)

Goods Exports, 2012



Services Exports, 2012



Estimated Impacts of Full TTIP Implementation on Key Sectors

Top Sectors by Export Increase

Motor Vehicles	+\$147 million
Other Transport Equipment	+\$22 million
Metals and Metal Products	+\$19 million

Estimated Job Growth in Key Sectors

Business services	+170 jobs
Personal services	+160 jobs
Construction	+85 jobs

BOTTOM LINE: Since 2006, Texas' 26th District's medical equipment and supplies exports to the EU have increased by 89 percent. By reducing barriers to trade and investment, TTIP would facilitate future growth, increasing anticipated U.S. electrical machinery exports by a further 44.1 percent.



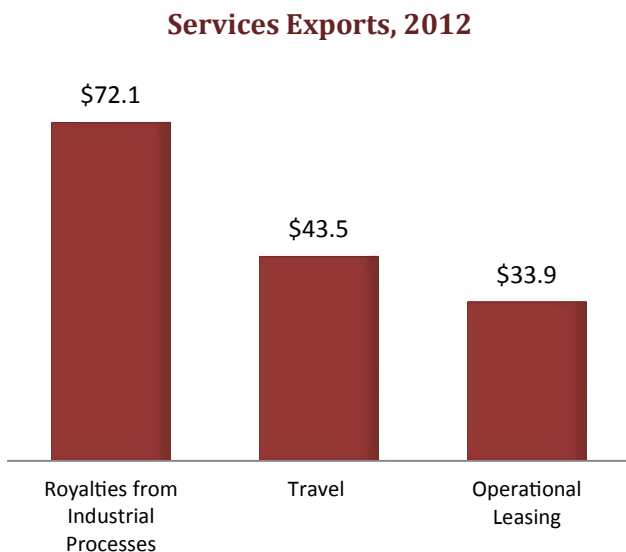
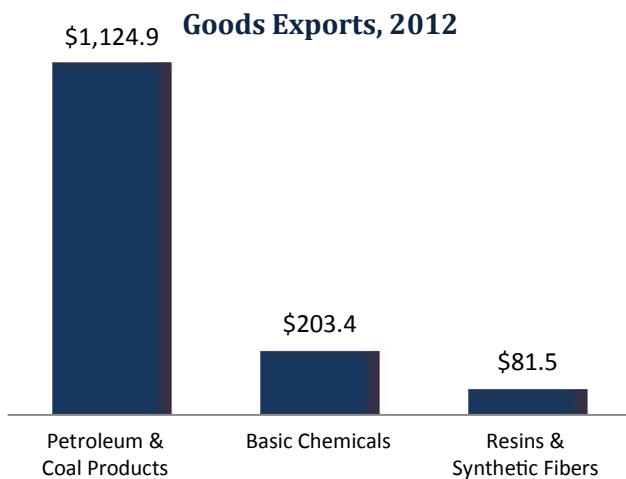
Texas' 27th District and TTIP

Texas' 27th District already has a strong trade relationship with the European Union, and a successful conclusion of the **Transatlantic Trade and Investment Partnership (TTIP)** would contribute significantly to the district's future economic growth.

The EU purchased an estimated \$1.6 billion worth of goods (14 percent of goods exports) and \$284 million worth of services (27 percent of services exports) from Texas' 27th District in 2012.

Successful implementation of TTIP is estimated to increase Texas' 27th District's exports to the EU by 21.7 percent and could boost net employment by up to 1,755 jobs.

Current District Exports to European Union (\$ million)



Estimated Impacts of Full TTIP Implementation on Key Sectors

Top Sectors by Export Increase

Chemicals	+\$235 million
Other Manufactures	+\$214 million
Motor Vehicles	+\$20 million

Estimated Job Growth in Key Sectors

Personal services	+230 jobs
Construction	+225 jobs
Business services	+210 jobs

BOTTOM LINE: Since 2006, Texas' 27th District's resins and synthetic fibers exports to the EU have increased by 28 percent. By reducing barriers to trade and investment, TTIP would facilitate future growth, increasing anticipated U.S. chemicals exports by a further 34.2 percent.



Texas' 28th District and TTIP

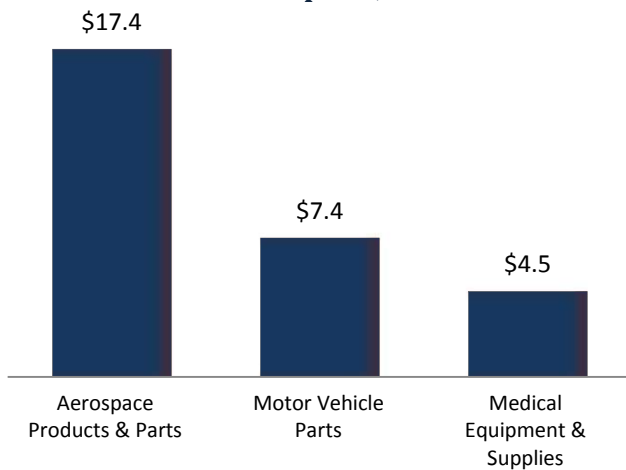
Texas' 28th District already has a strong trade relationship with the European Union, and a successful conclusion of the **Transatlantic Trade and Investment Partnership (TTIP)** would contribute significantly to the district's future economic growth.

The EU purchased an estimated \$59 million worth of goods (6 percent of goods exports) and \$140 million worth of services (28 percent of services exports) from Texas' 28th District in 2012.

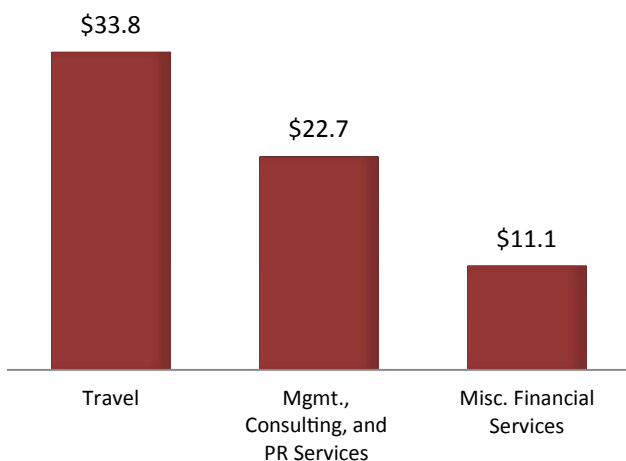
Successful implementation of TTIP is estimated to increase Texas' 28th District's exports to the EU by 22.6 percent and could boost net employment by up to 1,075 jobs.

Current District Exports to European Union (\$ million)

Goods Exports, 2012



Services Exports, 2012



Estimated Impacts of Full TTIP Implementation on Key Sectors

Top Sectors by Export Increase

Motor Vehicles	+\$53 million
Other Transport Equipment	+\$8 million
Business Services	+\$3 million

Estimated Job Growth in Key Sectors

Personal services	+155 jobs
Business services	+140 jobs
Construction	+65 jobs

BOTTOM LINE: Since 2006, Texas' 28th District's aerospace products exports to the EU have increased by 55 percent. By reducing barriers to trade and investment, TTIP would facilitate future growth, increasing anticipated U.S. transportation equipment exports by a further 27.8 percent.



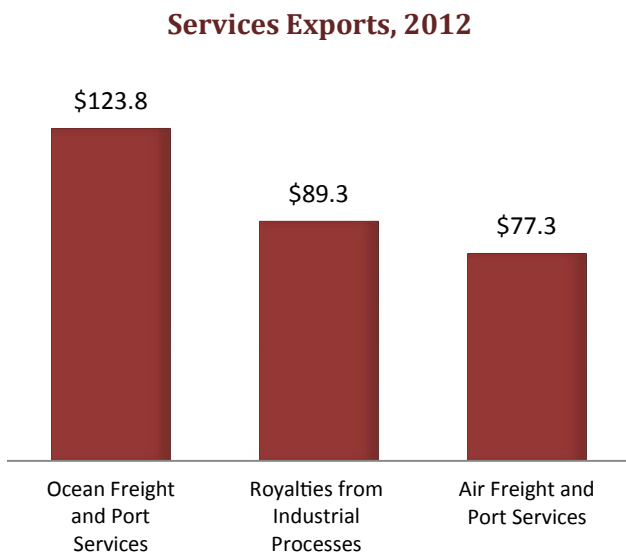
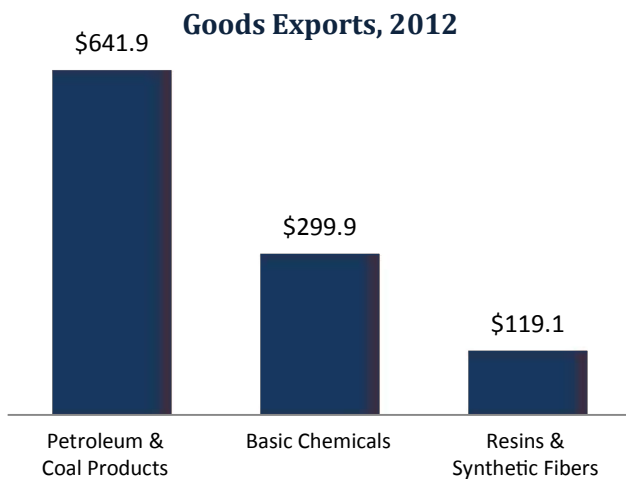
Texas' 29th District and TTIP

Texas' 29th District already has a strong trade relationship with the European Union, and a successful conclusion of the **Transatlantic Trade and Investment Partnership (TTIP)** would contribute significantly to the district's future economic growth.

The EU purchased an estimated \$1.4 billion worth of goods (12 percent of goods exports) and \$534 million worth of services (31 percent of services exports) from Texas' 29th District in 2012.

Successful implementation of TTIP is estimated to increase Texas' 29th District's exports to the EU by 22.9 percent and could boost net employment by up to 1,720 jobs.

Current District Exports to European Union (\$ million)



Estimated Impacts of Full TTIP Implementation on Key Sectors

Top Sectors by Export Increase

Chemicals	+\$329 million
Other Manufactures	+\$121 million
Other Machinery	+\$74 million

Estimated Job Growth in Key Sectors

Business services	+235 jobs
Other machinery	+180 jobs
Personal services	+175 jobs

BOTTOM LINE: Since 2006, Texas' 29th District's chemicals exports to the EU have increased by 27 percent. By reducing barriers to trade and investment, TTIP would facilitate future growth, increasing anticipated U.S. chemicals exports by a further 34.2 percent.



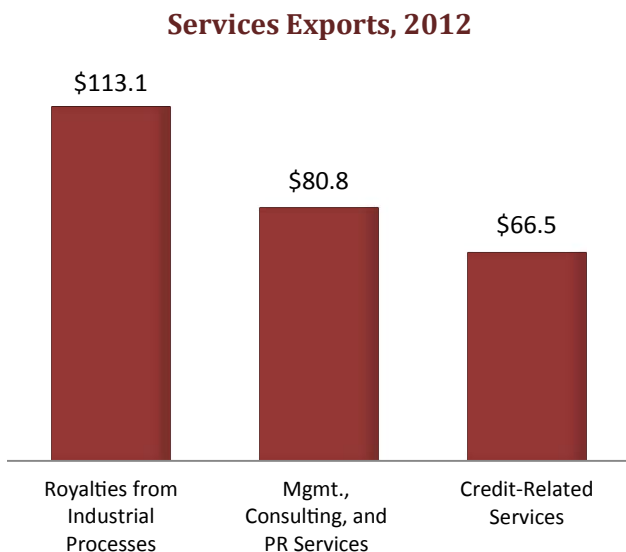
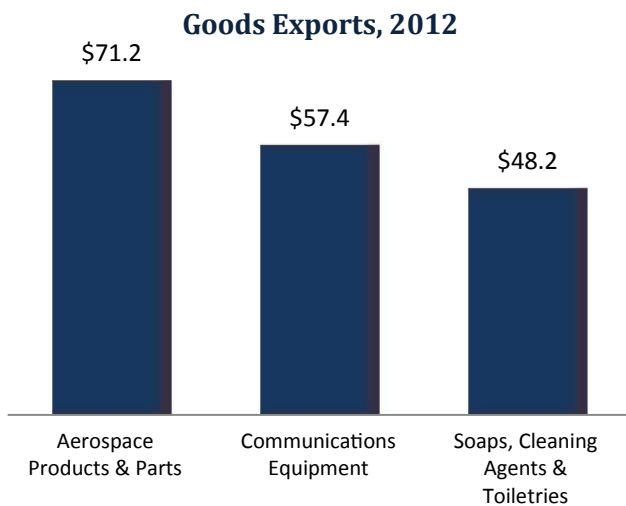
Texas' 30th District and TTIP

Texas' 30th District already has a strong trade relationship with the European Union, and a successful conclusion of the **Transatlantic Trade and Investment Partnership (TTIP)** would contribute significantly to the district's future economic growth.

The EU purchased an estimated \$385 million worth of goods (11 percent of goods exports) and \$594 million worth of services (34 percent of services exports) from Texas' 30th District in 2012.

Successful implementation of TTIP is estimated to increase Texas' 30th District's exports to the EU by 17.3 percent and could boost net employment by up to 2,180 jobs.

Current District Exports to European Union (\$ million)



Estimated Impacts of Full TTIP Implementation on Key Sectors

Top Sectors by Export Increase

Chemicals	+\$47 million
Electrical Machinery	+\$32 million
Other Transport Equipment	+\$26 million

Estimated Job Growth in Key Sectors

Business services	+380 jobs
Personal services	+225 jobs
Construction	+115 jobs

BOTTOM LINE: Since 2006, Texas' 30th District's soaps, cleaning agents and toiletries exports to the EU have increased by 45 percent. By reducing barriers to trade and investment, TTIP would facilitate future growth, increasing anticipated U.S. chemicals exports by a further 34.2 percent.



Texas' 31st District and TTIP

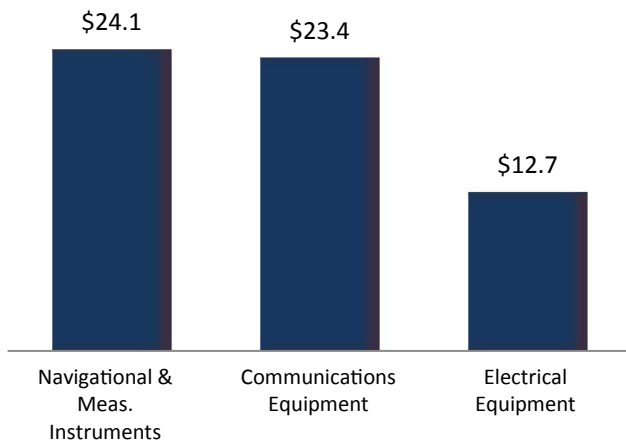
Texas' 31st District already has a strong trade relationship with the European Union, and a successful conclusion of the **Transatlantic Trade and Investment Partnership (TTIP)** would contribute significantly to the district's future economic growth.

The EU purchased an estimated \$171 million worth of goods (8 percent of goods exports) and \$244 million worth of services (31 percent of services exports) from Texas' 31st District in 2012.

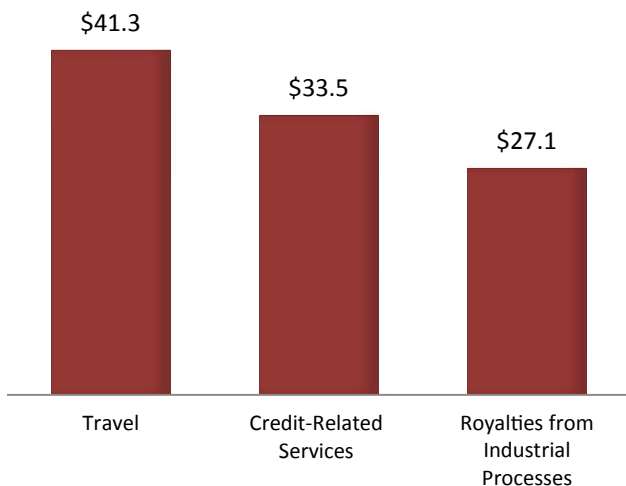
Successful implementation of TTIP is estimated to increase Texas' 31st District's exports to the EU by 21 percent and could boost net employment by up to 1,320 jobs.

Current District Exports to European Union (\$ million)

Goods Exports, 2012



Services Exports, 2012



Estimated Impacts of Full TTIP Implementation on Key Sectors

Top Sectors by Export Increase

Electrical Machinery	+\$24 million
Chemicals	+\$23 million
Motor Vehicles	+\$14 million

Estimated Job Growth in Key Sectors

Personal services	+200 jobs
Business services	+155 jobs
Construction	+120 jobs

BOTTOM LINE: Since 2006, Texas' 31st District's electrical equipment exports to the EU have increased by 71 percent. By reducing barriers to trade and investment, TTIP would facilitate future growth, increasing anticipated U.S. electrical equipment exports by a further 44.1 percent.



Texas' 32nd District and TTIP

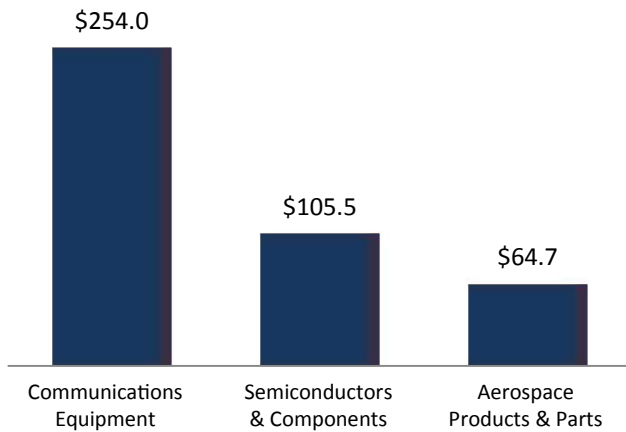
Texas' 32nd District already has a strong trade relationship with the European Union, and a successful conclusion of the **Transatlantic Trade and Investment Partnership (TTIP)** would contribute significantly to the district's future economic growth.

The EU purchased an estimated \$722 million worth of goods (10 percent of goods exports) and \$912 million worth of services (34 percent of services exports) from Texas' 32nd District in 2012.

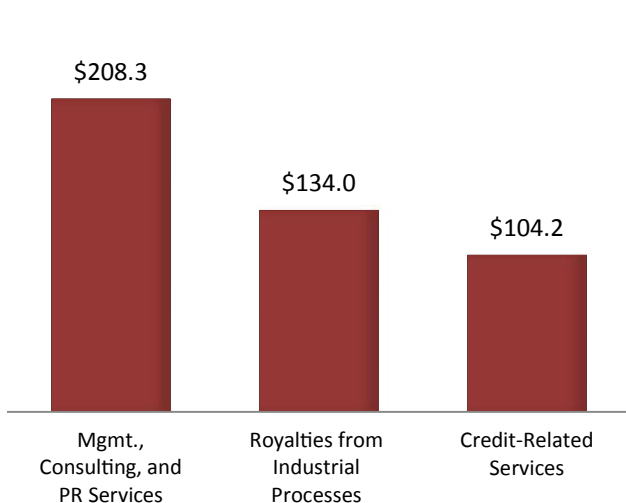
Successful implementation of TTIP is estimated to increase Texas' 32nd District's exports to the EU by 17.2 percent and could boost net employment by up to 3,515 jobs.

Current District Exports to European Union (\$ million)

Goods Exports, 2012



Services Exports, 2012



Estimated Impacts of Full TTIP Implementation on Key Sectors

Top Sectors by Export Increase

Electrical Machinery	+\$124 million
Chemicals	+\$43 million
Other Transport Equipment	+\$23 million

Estimated Job Growth in Key Sectors

Business services	+735 jobs
Personal services	+350 jobs
Construction	+280 jobs

BOTTOM LINE: Since 2006, Texas' 32nd District's medical equipment and supplies exports to the EU have increased by 162 percent. By reducing barriers to trade and investment, TTIP would facilitate future growth, increasing anticipated U.S. electrical equipment exports by a further 44.1 percent.



Texas' 33rd District and TTIP

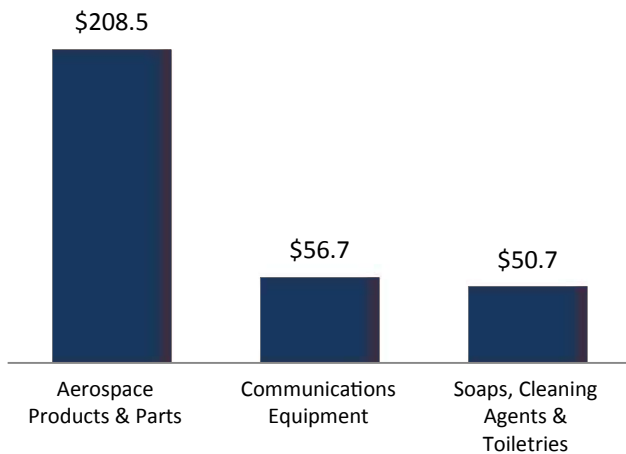
Texas' 33rd District already has a strong trade relationship with the European Union, and a successful conclusion of the **Transatlantic Trade and Investment Partnership (TTIP)** would contribute significantly to the district's future economic growth.

The EU purchased an estimated \$614 million worth of goods (10 percent of goods exports) and \$602 million worth of services (33 percent of services exports) from Texas' 33rd District in 2012.

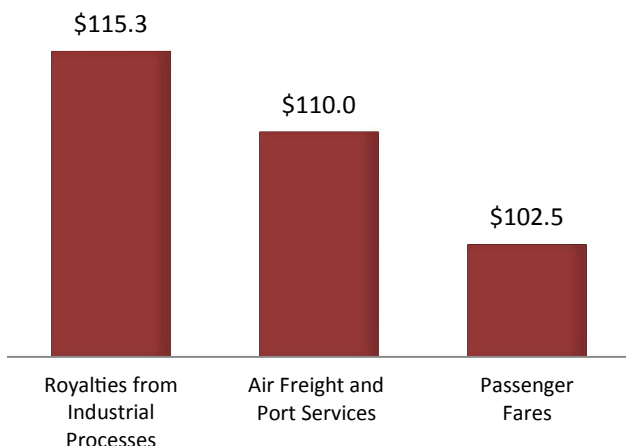
Successful implementation of TTIP is estimated to increase Texas' 33rd District's exports to the EU by 28 percent and could boost net employment by up to 1,860 jobs.

Current District Exports to European Union (\$ million)

Goods Exports, 2012



Services Exports, 2012



Estimated Impacts of Full TTIP Implementation on Key Sectors

Top Sectors by Export Increase

Motor Vehicles	+\$127 million
Other Transport Equipment	+\$76 million
Chemicals	+\$62 million

Estimated Job Growth in Key Sectors

Business services	+255 jobs
Personal services	+205 jobs
Construction	+85 jobs

BOTTOM LINE: Since 2006, Texas' 33rd District's soaps, cleaning agents and toiletries exports to the EU have increased by 45 percent. By reducing barriers to trade and investment, TTIP would facilitate future growth, increasing anticipated U.S. chemicals exports by a further 34.2 percent.



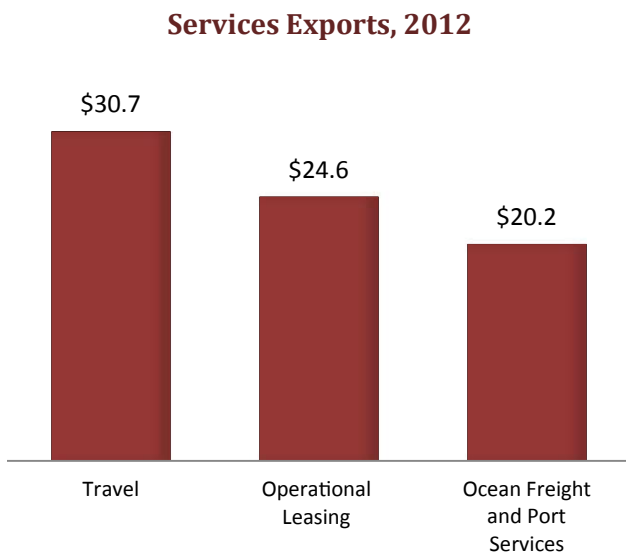
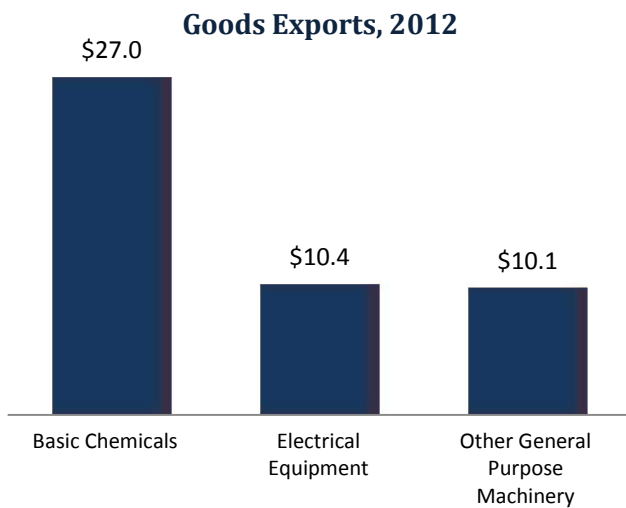
Texas' 34th District and TTIP

Texas' 34th District already has a strong trade relationship with the European Union, and a successful conclusion of the **Transatlantic Trade and Investment Partnership (TTIP)** would contribute significantly to the district's future economic growth.

The EU purchased an estimated \$117 million worth of goods (5 percent of goods exports) and \$153 million worth of services (26 percent of services exports) from Texas' 34th District in 2012.

Successful implementation of TTIP is estimated to increase Texas' 34th District's exports to the EU by 30.6 percent and could boost net employment by up to 1,110 jobs.

Current District Exports to European Union (\$ million)



Estimated Impacts of Full TTIP Implementation on Key Sectors

Top Sectors by Export Increase

Motor Vehicles	+\$80 million
Other Transport Equipment	+\$23 million
Chemicals	+\$21 million

Estimated Job Growth in Key Sectors

Business services	+160 jobs
Personal services	+160 jobs
Construction	+45 jobs

BOTTOM LINE: Since 2006, Texas' 34th District's general purpose machinery exports to the EU have increased by 52 percent. By reducing barriers to trade and investment, TTIP would facilitate future growth, increasing anticipated U.S. machinery exports by a further 16.7 percent.



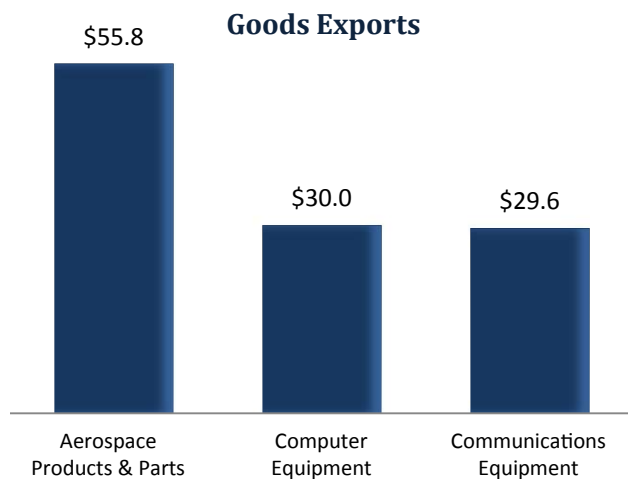
Texas' 35th District and TTIP

Texas' 35th District already has a strong trade relationship with the European Union, and a successful conclusion of the **Transatlantic Trade and Investment Partnership (TTIP)** would contribute significantly to the District's future economic growth.

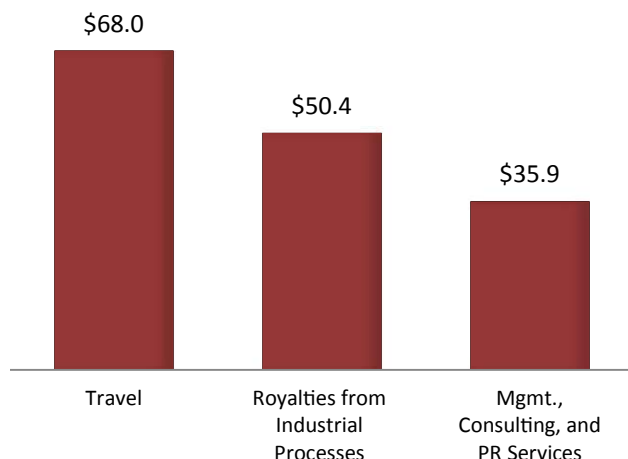
The EU purchased an estimated \$295 million worth of goods (8 percent of goods exports) and \$303 million worth of services (32 percent of services exports) from Texas' 35th District in 2012.

Successful implementation of TTIP is estimated to increase Texas' 35th District's exports to the EU by 33.8 percent and could boost net employment by up to 1,655 jobs.

2012 District Exports to European Union (\$ million)



Services Exports



Estimated Impacts of Full TTIP Implementation on Key District Sectors

Top Sectors by Export Increase

Motor Vehicles	+\$122 million
Electrical Machinery	+\$38 million
Other Transport Equipment	+\$25 million

Estimated Job Growth in Key Sectors

Personal services	+310 jobs
Business services	+210 jobs
Construction	+90 jobs

BOTTOM LINE: Since 2006, the 35th District's aerospace products exports to the EU have increased by 40 percent. By reducing barriers to trade and investment, TTIP would facilitate future growth, increasing anticipated transportation equipment exports by a further 28 percent.



Texas' 36th District and TTIP

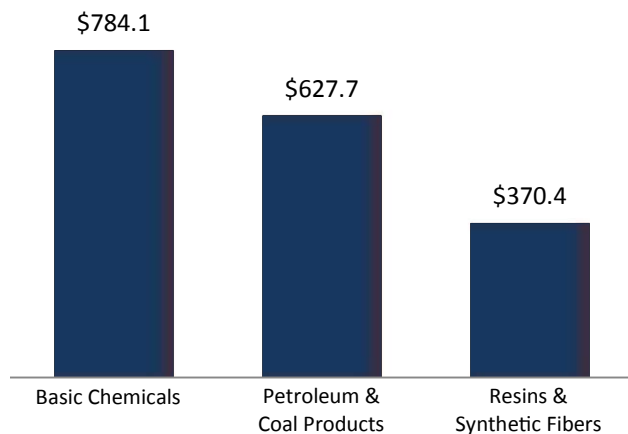
Texas' 36th District already has a strong trade relationship with the European Union, and a successful conclusion of the **Transatlantic Trade and Investment Partnership (TTIP)** would contribute significantly to the district's future economic growth.

The EU purchased an estimated \$2.1 billion worth of goods (13 percent of goods exports) and \$466 million worth of services (30 percent of services exports) from Texas' 36th District in 2012.

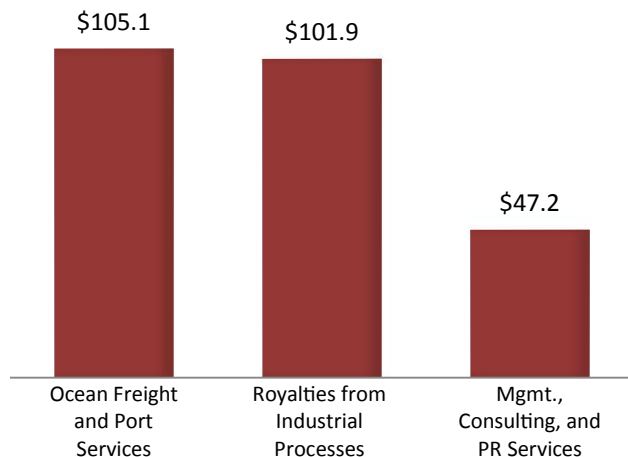
Successful implementation of TTIP is estimated to increase Texas' 36th District's exports to the EU by 27.9 percent and could boost net employment by up to 1,715 jobs.

Current District Exports to European Union (\$ million)

Goods Exports, 2012



Services Exports, 2012



Estimated Impacts of Full TTIP Implementation on Key Sectors

Top Sectors by Export Increase

Chemicals	+\$867 million
Other Manufactures	+\$119 million
Metals and Metal Products	+\$66 million

Estimated Job Growth in Key Sectors

Business services	+265 jobs
Personal services	+185 jobs
Construction	+145 jobs

BOTTOM LINE: Since 2006, Texas' 36th District's chemicals exports to the EU have increased by 27 percent. By reducing barriers to trade and investment, TTIP would facilitate future growth, increasing anticipated U.S. chemicals exports by a further 34.2 percent.



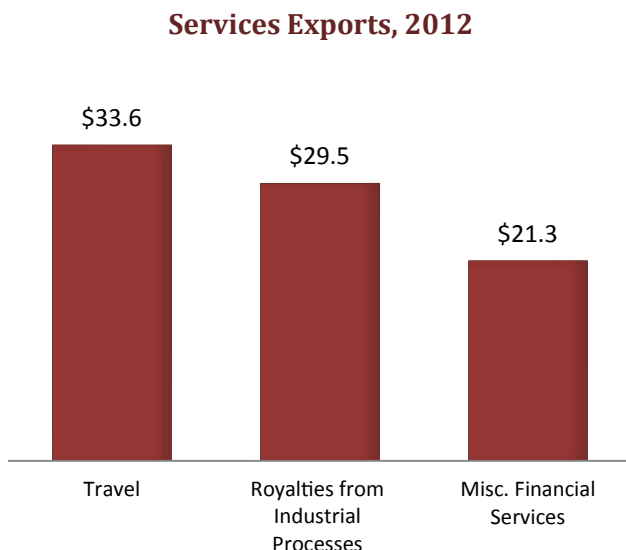
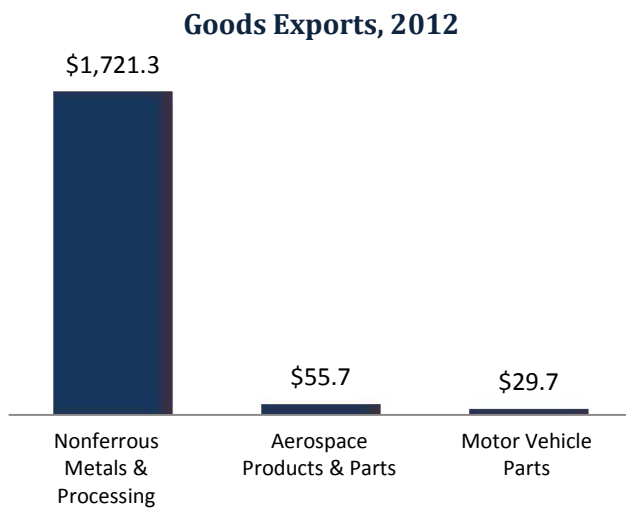
Utah's 1st District and TTIP

Utah's 1st District already has a strong trade relationship with the European Union, and a successful conclusion of the **Transatlantic Trade and Investment Partnership (TTIP)** would contribute significantly to the district's future economic growth.

The EU purchased an estimated \$2.1 billion worth of goods (34 percent of goods exports) and \$181 million worth of services (30 percent of services exports) from Utah's 1st District in 2012.

Successful implementation of TTIP is estimated to increase Utah's 1st District's exports to the EU by 75.2 percent and could boost net employment by up to 1,365 jobs.

Current District Exports to European Union (\$ million)



Estimated Impacts of Full TTIP Implementation on Key Sectors

Top Sectors by Export Increase

Metals and Metal Products	+\$2.2 billion
Motor Vehicles	+\$193 million
Chemicals	+\$45 million

Estimated Job Growth in Key Sectors

Business services	+210 jobs
Personal services	+190 jobs
Construction	+150 jobs

BOTTOM LINE: Since 2006, Utah's 1st District's nonferrous metals and products exports to the EU have increased by 87 percent. By reducing barriers to trade and investment, TTIP would facilitate future growth, increasing anticipated U.S. metals and metal products exports by a further 88.1 percent.



Utah's 2nd District and TTIP

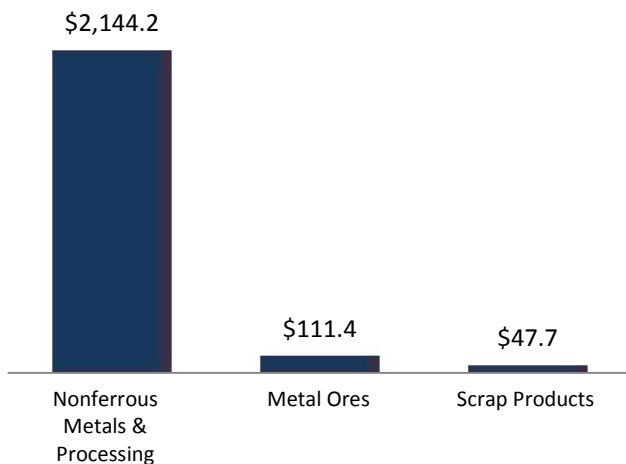
Utah's 2nd District already has a strong trade relationship with the European Union, and a successful conclusion of the **Transatlantic Trade and Investment Partnership (TTIP)** would contribute significantly to the district's future economic growth.

The EU purchased an estimated \$2.5 billion worth of goods (42 percent of goods exports) and \$520 million worth of services (30 percent of services exports) from Utah's 2nd District in 2012.

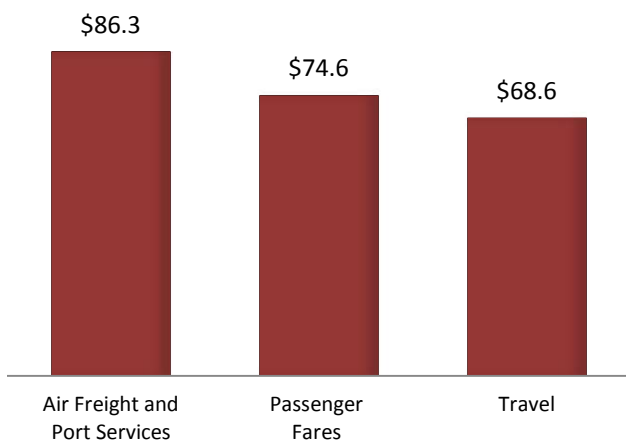
Successful implementation of TTIP is estimated to increase Utah's 2nd District's exports to the EU by 65.5 percent and could boost net employment by up to 2,145 jobs.

Current District Exports to European Union (\$ million)

Goods Exports, 2012



Services Exports, 2012



Estimated Impacts of Full TTIP Implementation on Key Sectors

Top Sectors by Export Increase

Metals and Metal Products	+\$2.7 billion
Chemicals	+\$45 million
Electrical Machinery	+\$16 million

Estimated Job Growth in Key Sectors

Business services	+360 jobs
Personal services	+280 jobs
Construction	+230 jobs

BOTTOM LINE: Since 2006, Utah's 2nd District's nonferrous metals and products exports to the EU have increased by 227 percent. By reducing barriers to trade and investment, TTIP would facilitate future growth, increasing anticipated U.S. metals and metal products exports by a further 88.1 percent.



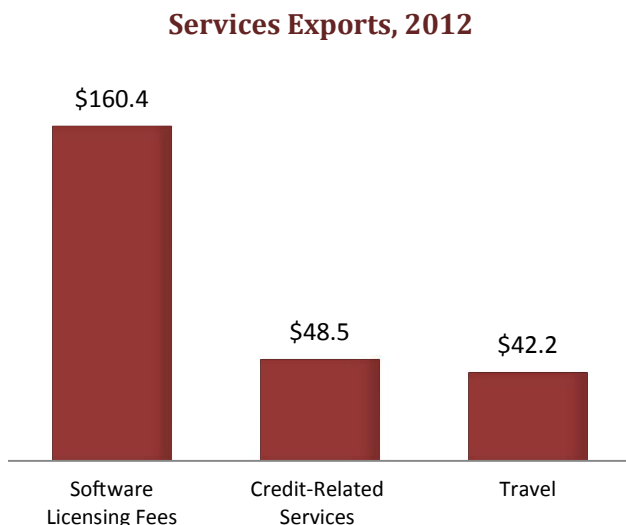
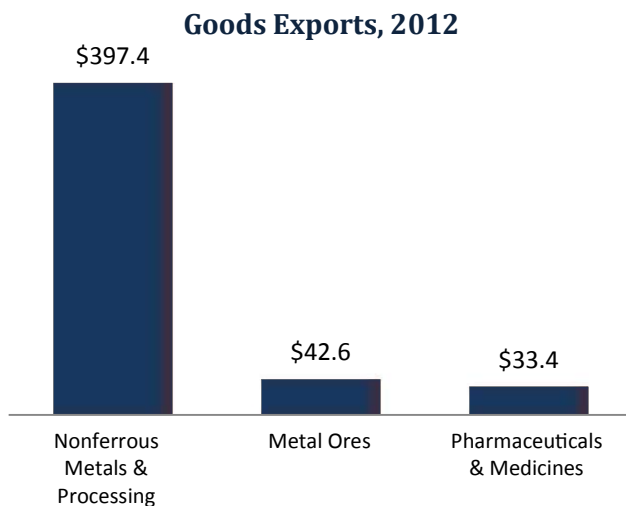
Utah's 3rd District and TTIP

Utah's 3rd District already has a strong trade relationship with the European Union, and a successful conclusion of the **Transatlantic Trade and Investment Partnership (TTIP)** would contribute significantly to the district's future economic growth.

The EU purchased an estimated \$643 million worth of goods (27 percent of goods exports) and \$525 million worth of services (33 percent of services exports) from Utah's 3rd District in 2012.

Successful implementation of TTIP is estimated to increase Utah's 3rd District's exports to the EU by 40.4 percent and could boost net employment by up to 1,985 jobs.

Current District Exports to European Union (\$ million)



Estimated Impacts of Full TTIP Implementation on Key Sectors

Top Sectors by Export Increase

Metals and Metal Products	+\$556 million
Electrical Machinery	+\$33 million
Chemicals	+\$26 million

Estimated Job Growth in Key Sectors

Business services	+410 jobs
Construction	+220 jobs
Personal services	+210 jobs

BOTTOM LINE: Since 2006, Utah's 3rd District's nonferrous metals and products exports to the EU have increased by 218 percent. By reducing barriers to trade and investment, TTIP would facilitate future growth, increasing anticipated U.S. metals and metal products exports by a further 88.1 percent.



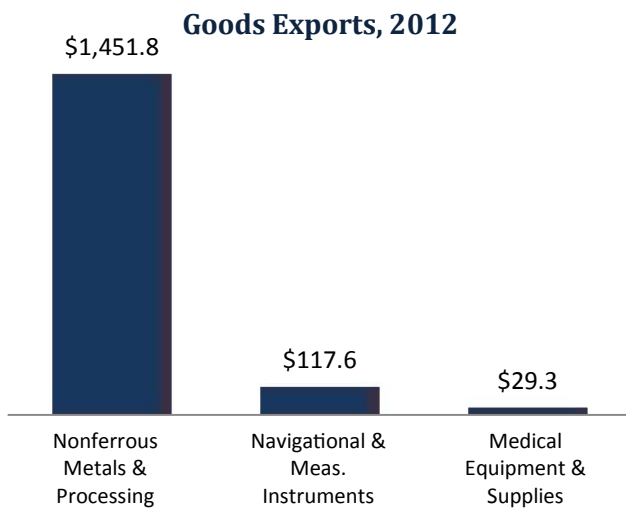
Utah's 4th District and TTIP

Utah's 4th District already has a strong trade relationship with the European Union, and a successful conclusion of the **Transatlantic Trade and Investment Partnership (TTIP)** would contribute significantly to the district's future economic growth.

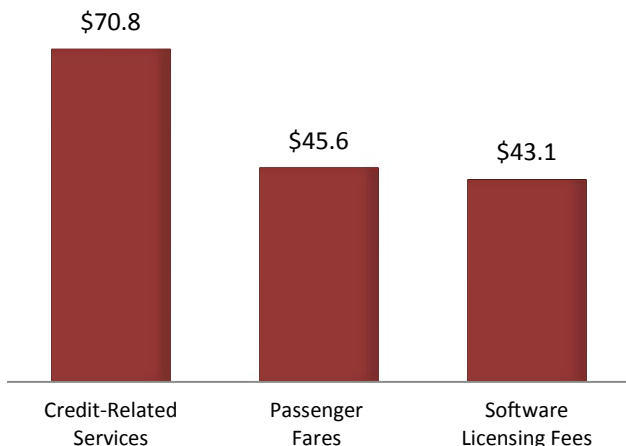
The EU purchased an estimated \$1.8 billion worth of goods (39 percent of goods exports) and \$410 million worth of services (32 percent of services exports) from Utah's 4th District in 2012.

Successful implementation of TTIP is estimated to increase Utah's 4th District's exports to the EU by 65.3 percent and could boost net employment by up to 1,560 jobs.

Current District Exports to European Union (\$ million)



Services Exports, 2012



Estimated Impacts of Full TTIP Implementation on Key Sectors

Top Sectors by Export Increase

Metals and Metal Products	+\$1.8 billion
Chemicals	+\$35 million
Electrical Machinery	+\$30 million

Estimated Job Growth in Key Sectors

Business services	+280 jobs
Personal services	+170 jobs
Construction	+130 jobs

BOTTOM LINE: Since 2006, Utah's 4th District's nonferrous metals and products exports to the EU have increased by 220 percent. By reducing barriers to trade and investment, TTIP would facilitate future growth, increasing anticipated U.S. metals and metal products exports by a further 88.1 percent.

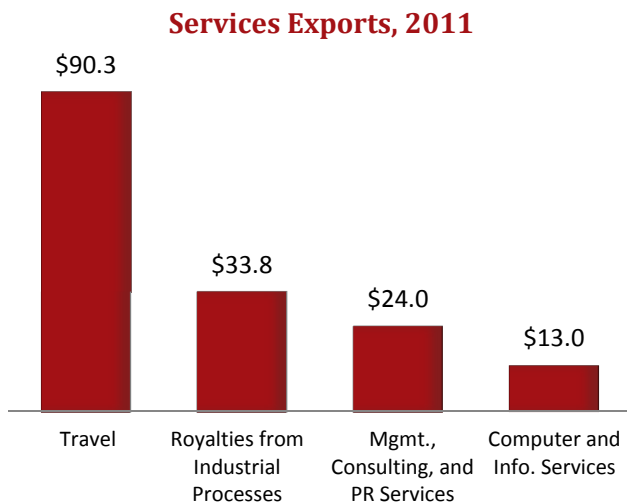


Vermont and TTIP

Vermont's economic relationship with the European Union is already strong, and a successful conclusion of the **Transatlantic Trade and Investment Partnership (TTIP)** would contribute significantly to the state's future economic growth.

The EU purchased Vermont goods worth \$544 million (13 percent of goods exports) in 2012 and services worth \$241 million (30 percent of services exports) in 2011.

Vermont: Current Exports to European Union (\$ million)



Successful implementation of TTIP is estimated to increase Vermont exports to the EU by 42.2 percent and could boost net employment by 1,670 jobs.

Estimated Impacts of Full TTIP Implementation on Key Vermont Sectors

Top Sectors by Export Increase

Metals and Metal Products	+\$220 million
Electrical Machinery	+\$60 million
Chemicals	+\$22 million
Motor Vehicles	+\$22 million

Estimated Job Growth in Key Sectors

Other Services	+1,016 jobs
Personal Services	+274 jobs
Business Services	+161 jobs
Construction	+145 jobs

BOTTOM LINE: *Since 2006, Vermont's navigational and measurement instrument exports to the EU have increased by 15.6 percent. By reducing barriers to trade and investment, TTIP would facilitate future growth, increasing anticipated US electrical machinery exports by a further 44.1 percent.*



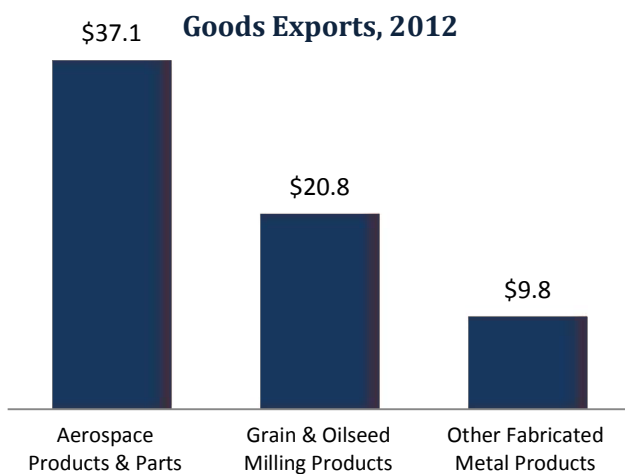
Virginia's 1st District and TTIP

Virginia's 1st District already has a strong trade relationship with the European Union, and a successful conclusion of the **Transatlantic Trade and Investment Partnership (TTIP)** would contribute significantly to the district's future economic growth.

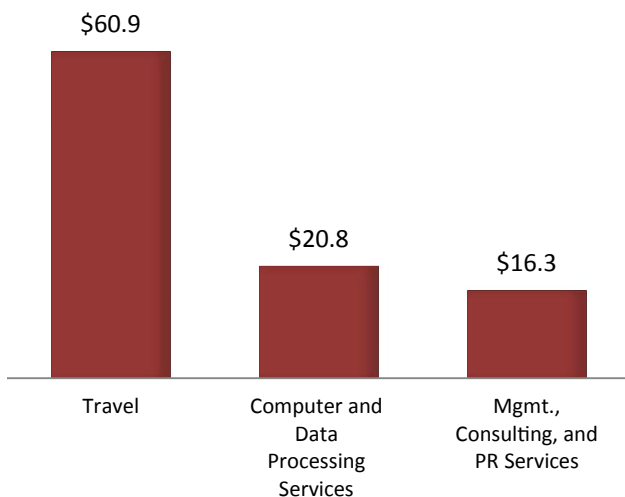
The EU purchased an estimated \$154 million worth of goods (23 percent of goods exports) and \$190 million worth of services (29 percent of services exports) from Virginia's 1st District in 2012.

Successful implementation of TTIP is estimated to increase Virginia's 1st District's exports to the EU by 24.2 percent and could boost net employment by up to 1,400 jobs.

Current District Exports to European Union (\$ million)



Services Exports, 2012



Estimated Impacts of Full TTIP Implementation on Key Sectors

Top Sectors by Export Increase

Motor Vehicles	+\$25 million
Metals and Metal Products	+\$17 million
Other Transport Equipment	+\$17 million

Estimated Job Growth in Key Sectors

Personal services	+295 jobs
Business services	+190 jobs
Construction	+165 jobs

BOTTOM LINE: Since 2006, Virginia's 1st District's fabricated metal products exports to the EU have increased by 670 percent. By reducing barriers to trade and investment, TTIP would facilitate future growth, increasing anticipated U.S. metals and metal products exports by a further 88.1 percent.



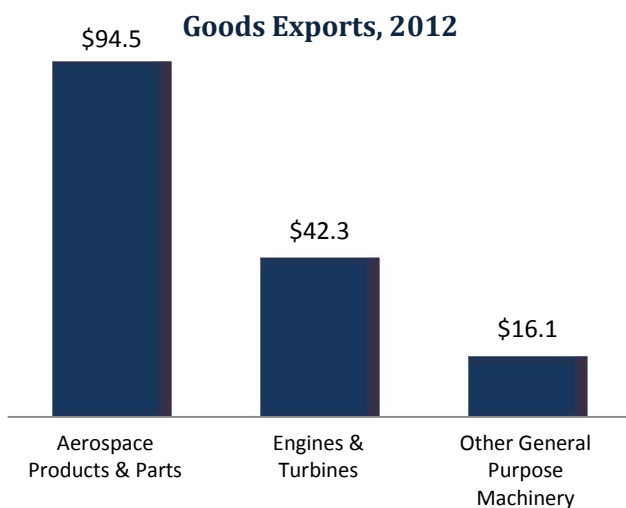
Virginia's 2nd District and TTIP

Virginia's 2nd District already has a strong trade relationship with the European Union, and a successful conclusion of the **Transatlantic Trade and Investment Partnership (TTIP)** would contribute significantly to the district's future economic growth.

The EU purchased an estimated \$300 million worth of goods (24 percent of goods exports) and \$278 million worth of services (28 percent of services exports) from Virginia's 2nd District in 2012.

Successful implementation of TTIP is estimated to increase Virginia's 2nd District's exports to the EU by 24 percent and could boost net employment by up to 1,740 jobs.

Current District Exports to European Union (\$ million)



Services Exports, 2012



Estimated Impacts of Full TTIP Implementation on Key Sectors

Top Sectors by Export Increase

Motor Vehicles	+\$56 million
Other Transport Equipment	+\$41 million
Other Machinery	+\$36 million

Estimated Job Growth in Key Sectors

Personal services	+340 jobs
Business services	+285 jobs
Construction	+145 jobs

BOTTOM LINE: Since 2006, Virginia's 2nd District's engines and turbines exports to the EU have increased by 119 percent. By reducing barriers to trade and investment, TTIP would facilitate future growth, increasing anticipated U.S. machinery exports by a further 16.7 percent.



Virginia's 3rd District and TTIP

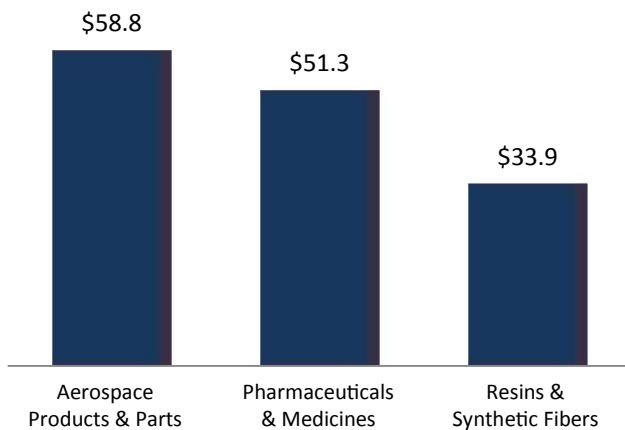
Virginia's 3rd District already has a strong trade relationship with the European Union, and a successful conclusion of the **Transatlantic Trade and Investment Partnership (TTIP)** would contribute significantly to the district's future economic growth.

The EU purchased an estimated \$322 million worth of goods (24 percent of goods exports) and \$550 million worth of services (29 percent of services exports) from Virginia's 3rd District in 2012.

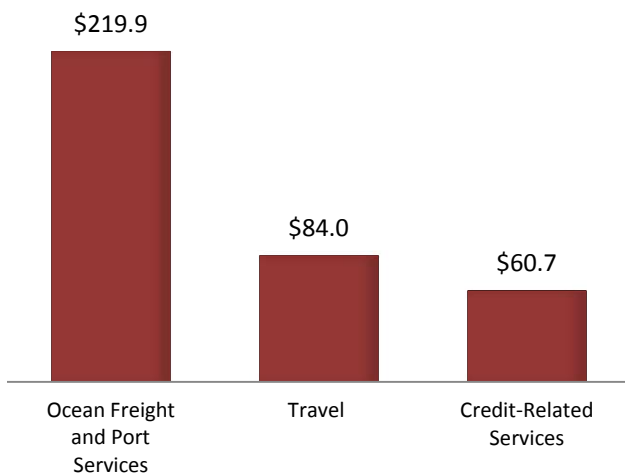
Successful implementation of TTIP is estimated to increase Virginia's 3rd District's exports to the EU by 29.8 percent and could boost net employment by up to 2,135 jobs.

Current District Exports to European Union (\$ million)

Goods Exports, 2012



Services Exports, 2012



Estimated Impacts of Full TTIP Implementation on Key Sectors

Top Sectors by Export Increase

Chemicals	+\$70 million
Motor Vehicles	+\$65 million
Metals and Metal Products	+\$55 million

Estimated Job Growth in Key Sectors

Business services	+335 jobs
Personal services	+300 jobs
Other transport equipment	+220 jobs

BOTTOM LINE: Since 2006, Virginia's 3rd District's resins and synthetic fibers exports to the EU have increased by 109 percent. By reducing barriers to trade and investment, TTIP would facilitate future growth, increasing anticipated U.S. chemicals exports by a further 34.2 percent.



Virginia's 4th District and TTIP

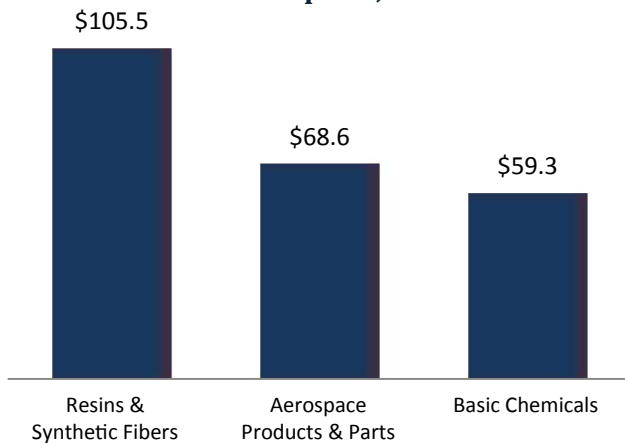
Virginia's 4th District already has a strong trade relationship with the European Union, and a successful conclusion of the **Transatlantic Trade and Investment Partnership (TTIP)** would contribute significantly to the district's future economic growth.

The EU purchased an estimated \$515 million worth of goods (24 percent of goods exports) and \$220 million worth of services (30 percent of services exports) from Virginia's 4th District in 2012.

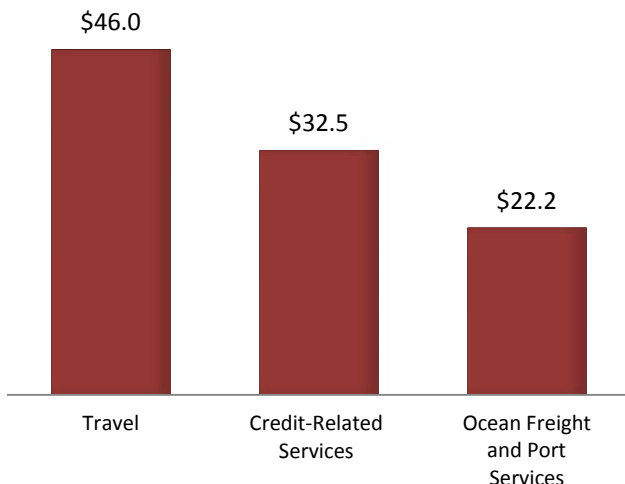
Successful implementation of TTIP is estimated to increase Virginia's 4th District's exports to the EU by 28.6 percent and could boost net employment by up to 1,390 jobs.

Current District Exports to European Union (\$ million)

Goods Exports, 2012



Services Exports, 2012



Estimated Impacts of Full TTIP Implementation on Key Sectors

Top Sectors by Export Increase

Chemicals	+\$163 million
Metals and Metal Products	+\$55 million
Other Machinery	+\$33 million

Estimated Job Growth in Key Sectors

Personal services	+225 jobs
Business services	+225 jobs
Construction	+160 jobs

BOTTOM LINE: *Since 2006, Virginia's 4th District's resins and synthetic fibers exports to the EU have increased by 104 percent. By reducing barriers to trade and investment, TTIP would facilitate future growth, increasing anticipated U.S. chemicals exports by a further 34.2 percent.*



Virginia's 5th District and TTIP

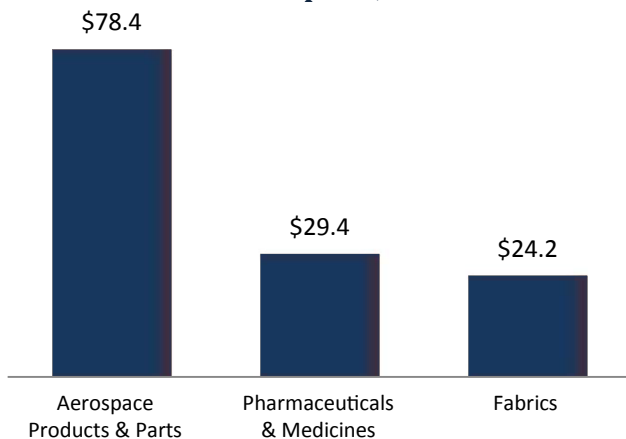
Virginia's 5th District already has a strong trade relationship with the European Union, and a successful conclusion of the **Transatlantic Trade and Investment Partnership (TTIP)** would contribute significantly to the district's future economic growth.

The EU purchased an estimated \$432 million worth of goods (22 percent of goods exports) and \$179 million worth of services (28 percent of services exports) from Virginia's 5th District in 2012.

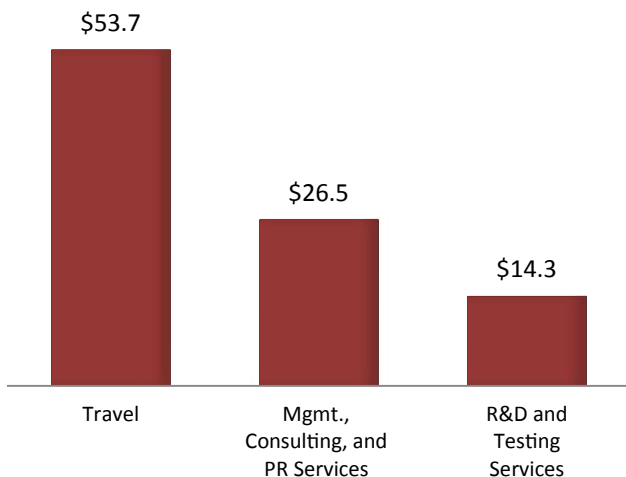
Successful implementation of TTIP is estimated to increase Virginia's 5th District's exports to the EU by 32 percent and could boost net employment by up to 1,330 jobs.

Current District Exports to European Union (\$ million)

Goods Exports, 2012



Services Exports, 2012



Estimated Impacts of Full TTIP Implementation on Key Sectors

Top Sectors by Export Increase

Chemicals	+\$56 million
Metals and Metal Products	+\$48 million
Other Transport Equipment	+\$34 million

Estimated Job Growth in Key Sectors

Personal services	+230 jobs
Business services	+190 jobs
Construction	+140 jobs

BOTTOM LINE: Since 2006, Virginia's 5th District's computer equipment exports to the EU have increased by 72 percent. By reducing barriers to trade and investment, TTIP would facilitate future growth, increasing anticipated U.S. electrical equipment exports by a further 44.1 percent.



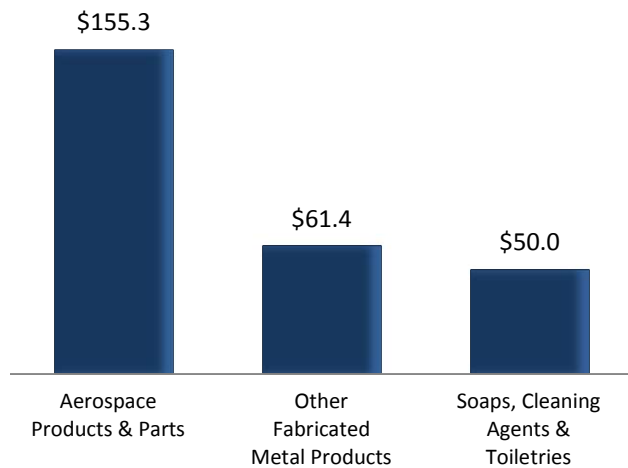
Virginia's 6th District and TTIP

Virginia's 6th District already has a strong trade relationship with the European Union, and a successful conclusion of the **Transatlantic Trade and Investment Partnership (TTIP)** would contribute significantly to the District's future economic growth.

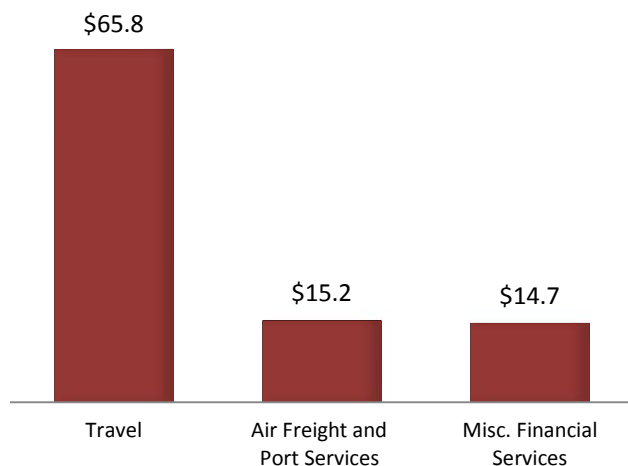
The EU purchased an estimated \$782 million worth of goods (22 percent of goods exports) and \$214 million worth of services (27 percent of services exports) from Virginia's 6th District in 2012.

2012 District Exports to European Union (\$ million)

Goods Exports



Services Exports



Successful implementation of TTIP is estimated to increase Virginia's 6th District's exports to the EU by 36.5 percent and could boost net employment by up to 1,845 jobs.

Estimated Impacts of Full TTIP Implementation on Key District Sectors

Top Sectors by Export Increase

Metals and Metal Products	+\$137 million
Motor Vehicles	+\$110 million
Chemicals	+\$109 million

Estimated Job Growth in Key Sectors

Personal services	+320 jobs
Business services	+230 jobs
Construction	+180 jobs

BOTTOM LINE: Since 2006, the 6th District's other fabricated metal exports to the EU have increased by 436 percent. By reducing barriers to trade and investment, TTIP would facilitate future growth, increasing anticipated fabricated metal exports by a further 88 percent.



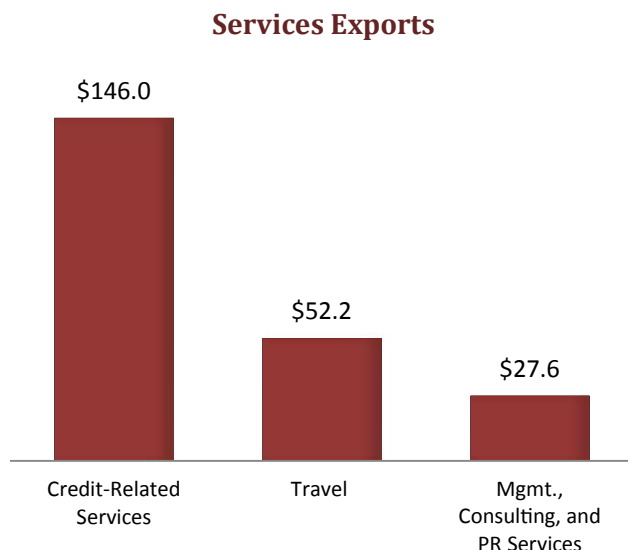
Virginia's 7th District and TTIP

Virginia's 7th District already has a strong trade relationship with the European Union, and a successful conclusion of the **Transatlantic Trade and Investment Partnership (TTIP)** would contribute significantly to the District's future economic growth.

The EU purchased an estimated \$320 million worth of goods (26 percent of goods exports) and \$384 million worth of services (33 percent of services exports) from Virginia's 7th District in 2012.

Successful implementation of TTIP is estimated to increase Virginia's 7th District's exports to the EU by 24.8 percent and could boost net employment by up to 1,980 jobs.

2012 District Exports to European Union (\$ million)



Estimated Impacts of Full TTIP Implementation on Key District Sectors

Top Sectors by Export Increase

Chemicals	+\$80 million
Metals and Metal Products	+\$61 million
Other Machinery	+\$15 million

Estimated Job Growth in Key Sectors

Business services	+325 jobs
Personal services	+270 jobs
Construction	+225 jobs

BOTTOM LINE: Since 2006, the 7th District's exports of credit-related services to the EU have increased by 292 percent. By reducing barriers to trade and investment, TTIP would facilitate future growth, increasing anticipated financial services exports by a further 5 percent.



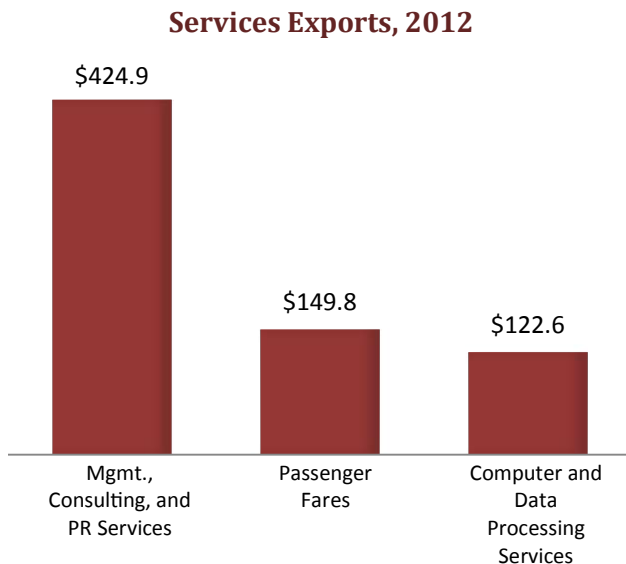
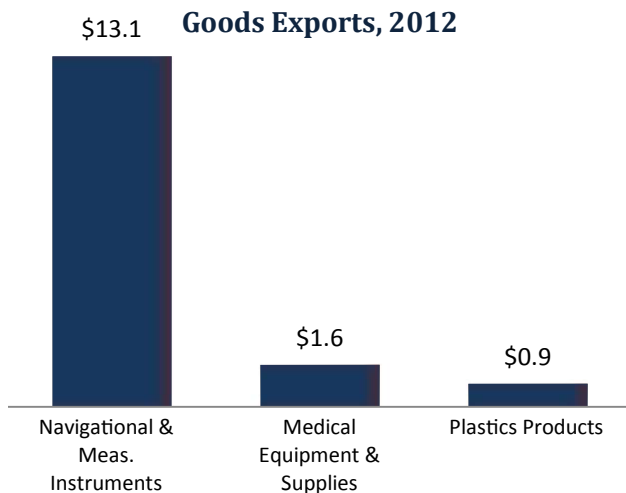
Virginia's 8th District and TTIP

Virginia's 8th District already has a strong trade relationship with the European Union, and a successful conclusion of the **Transatlantic Trade and Investment Partnership (TTIP)** would contribute significantly to the district's future economic growth.

The EU purchased an estimated \$21 million worth of goods (23 percent of goods exports) and \$1.2 billion worth of services (35 percent of services exports) from Virginia's 8th District in 2012.

Successful implementation of TTIP is estimated to increase Virginia's 8th District's exports to the EU by 5.1 percent and could boost net employment by up to 2,805 jobs.

Current District Exports to European Union (\$ million)



Estimated Impacts of Full TTIP Implementation on Key Sectors

Top Sectors by Export Increase

Business Services	+\$23 million
Other Services	+\$4 million
Finance	+\$4 million

Estimated Job Growth in Key Sectors

Business services	+855 jobs
Personal services	+390 jobs
Construction	+120 jobs

BOTTOM LINE: Since 2006, Virginia's 8th District's medical equipment and supplies exports to the EU have increased by 127 percent. By reducing barriers to trade and investment, TTIP would facilitate future growth, increasing anticipated U.S. electrical machinery exports by a further 44.1 percent.



Virginia's 9th District and TTIP

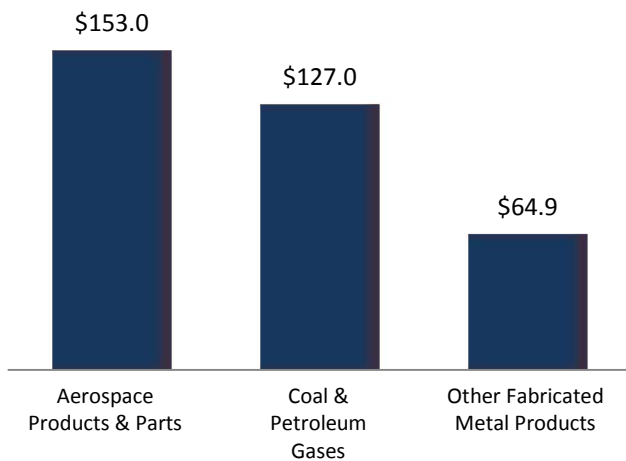
Virginia's 9th District already has a strong trade relationship with the European Union, and a successful conclusion of the **Transatlantic Trade and Investment Partnership (TTIP)** would contribute significantly to the district's future economic growth.

The EU purchased an estimated \$893 million worth of goods (25 percent of goods exports) and \$167 million worth of services (28 percent of services exports) from Virginia's 9th District in 2012.

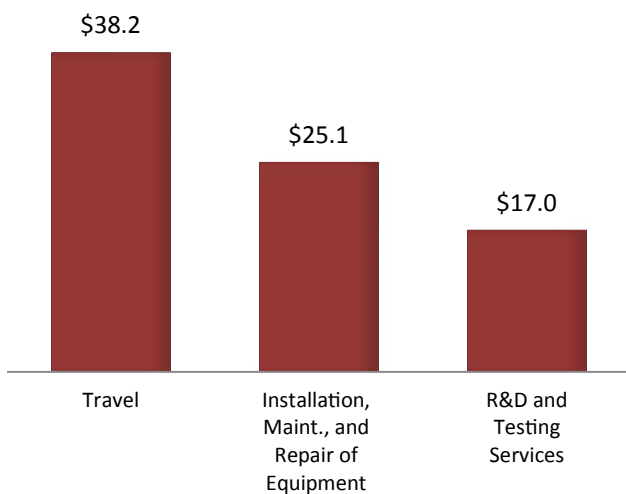
Successful implementation of TTIP is estimated to increase Virginia's 9th District's exports to the EU by 34.2 percent and could boost net employment by up to 1,375 jobs.

Current District Exports to European Union (\$ million)

Goods Exports, 2012



Services Exports, 2012



Estimated Impacts of Full TTIP Implementation on Key Sectors

Top Sectors by Export Increase

Motor Vehicles	+\$169 million
Metals and Metal Products	+\$107 million
Chemicals	+\$82 million

Estimated Job Growth in Key Sectors

Personal services	+210 jobs
Business services	+195 jobs
Construction	+125 jobs

BOTTOM LINE: Since 2006, Virginia's 9th District's fabricated metal products exports to the EU have increased by 670 percent. By reducing barriers to trade and investment, TTIP would facilitate future growth, increasing anticipated U.S. metals and metal products exports by a further 88.1 percent.



Virginia's 10th District and TTIP

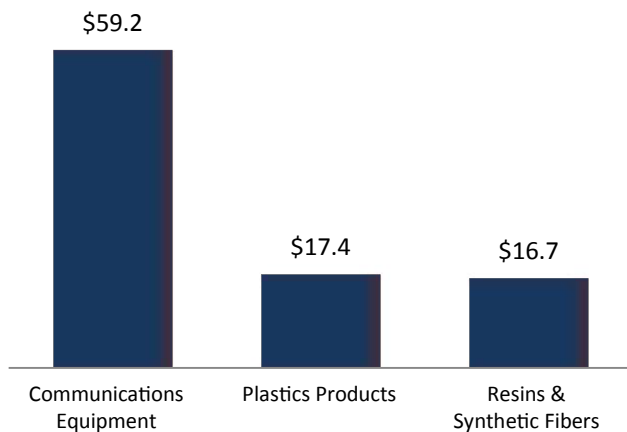
Virginia's 10th District already has a strong trade relationship with the European Union, and a successful conclusion of the **Transatlantic Trade and Investment Partnership (TTIP)** would contribute significantly to the district's future economic growth.

The EU purchased an estimated \$215 million worth of goods (19 percent of goods exports) and \$776 million worth of services (34 percent of services exports) from Virginia's 10th District in 2012.

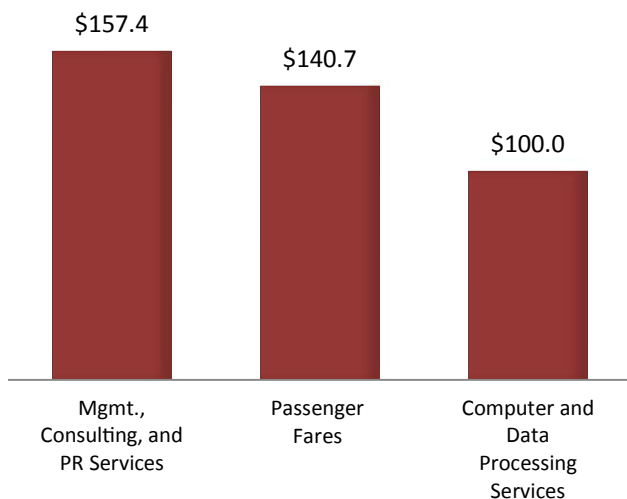
Successful implementation of TTIP is estimated to increase Virginia's 10th District's exports to the EU by 15.2 percent and could boost net employment by up to 2,320 jobs.

Current District Exports to European Union (\$ million)

Goods Exports, 2012



Services Exports, 2012



Estimated Impacts of Full TTIP Implementation on Key Sectors

Top Sectors by Export Increase

Chemicals	+\$45 million
Electrical Machinery	+\$26 million
Metals and Metal Products	+\$19 million

Estimated Job Growth in Key Sectors

Business services	+555 jobs
Personal services	+280 jobs
Construction	+280 jobs

BOTTOM LINE: Since 2006, Virginia's 10th District's communications equipment exports to the EU have increased by 65 percent. By reducing barriers to trade and investment, TTIP would facilitate future growth, increasing anticipated U.S. electrical equipment exports by a further 44.1 percent.



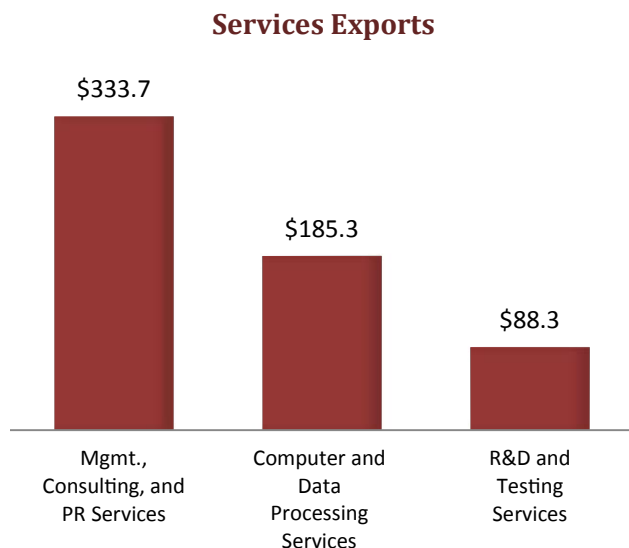
Virginia's 11th District and TTIP

Virginia's 11th District already has a strong trade relationship with the European Union, and a successful conclusion of the **Transatlantic Trade and Investment Partnership (TTIP)** would contribute significantly to the District's future economic growth.

The EU purchased an estimated \$46 million worth of goods (25 percent of goods exports) and \$944 million worth of services (37 percent of services exports) from Virginia's 11th District in 2012.

Successful implementation of TTIP is estimated to increase Virginia's 11th District's exports to the EU by 6.2 percent and could boost net employment by up to 2,555 jobs.

2012 District Exports to European Union (\$ million)



Estimated Impacts of Full TTIP Implementation on Key District Sectors

Top Sectors by Export Increase

Business Services	+\$26 million
Communications	+\$6.9 million
Electrical Machinery	+\$6.5 million

Estimated Job Growth in Key Sectors

Business services	+815 jobs
Personal services	+270 jobs
Construction	+185 jobs

BOTTOM LINE: Since 2006, the 11th District's medical equipment and supplies exports to the EU have increased by 312 percent. By reducing barriers to trade and investment, TTIP would facilitate future growth, increasing anticipated electrical machinery exports by a further 44 percent.



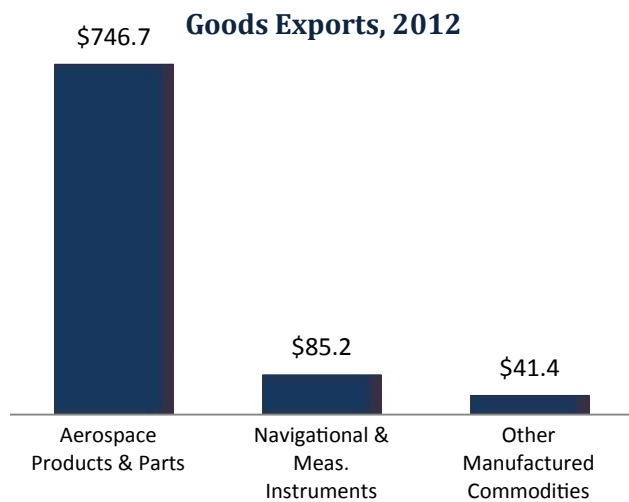
Washington's 1st District and TTIP

Washington's 1st District already has a strong trade relationship with the European Union, and a successful conclusion of the **Transatlantic Trade and Investment Partnership (TTIP)** would contribute significantly to the district's future economic growth.

The EU purchased an estimated \$1.1 billion worth of goods (12 percent of goods exports) and \$1.4 billion worth of services (34 percent of services exports) from Washington's 1st District in 2012.

Successful implementation of TTIP is estimated to increase Washington's 1st District's exports to the EU by 24.4 percent and could boost net employment by up to 1,915 jobs.

Current District Exports to European Union (\$ million)



Estimated Impacts of Full TTIP Implementation on Key Sectors

Top Sectors by Export Increase

Other Transport Equipment	+\$321 million
Motor Vehicles	+\$85 million
Electrical Machinery	+\$49 million

Estimated Job Growth in Key Sectors

Business services	+315 jobs
Other transport equipment	+210 jobs
Personal services	+190 jobs

BOTTOM LINE: Since 2006, Washington's 1st District's aerospace products exports to the EU have increased by 46 percent. By reducing barriers to trade and investment, TTIP would facilitate future growth, increasing anticipated U.S. transportation equipment exports by a further 44.1 percent.



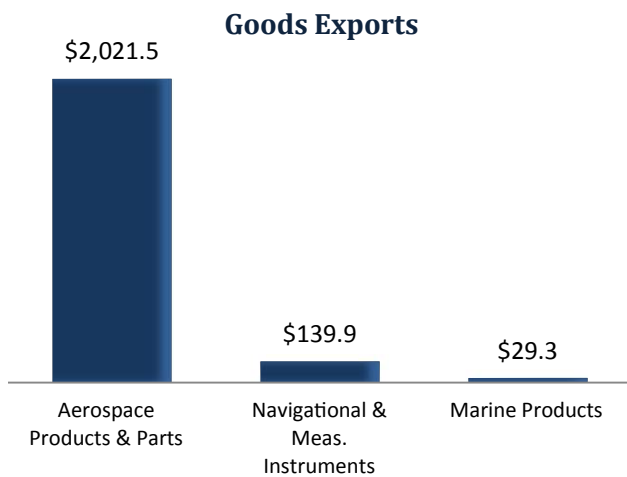
Washington's 2nd District and TTIP

Washington's 2nd District already has a strong trade relationship with the European Union, and a successful conclusion of the **Transatlantic Trade and Investment Partnership (TTIP)** would contribute significantly to the District's future economic growth.

The EU purchased an estimated \$2.4 billion worth of goods (13 percent of goods exports) and \$240 million worth of services (31 percent of services exports) from Washington's 2nd District in 2012.

Successful implementation of TTIP is estimated to increase Washington's 2nd District's exports to the EU by 28.1 percent and could boost net employment by up to 1,940 jobs.

2012 District Exports to European Union (\$ million)



Estimated Impacts of Full TTIP Implementation on Key District Sectors

Top Sectors by Export Increase

Other Transport Equipment	+\$871 million
Electrical Machinery	+\$53 million
Metals and Metal Products	+\$53 million

Estimated Job Growth in Key Sectors

Other transport equipment	+635 jobs
Personal services	+200 jobs
Business services	+170 jobs

BOTTOM LINE: Since 2006, the 2nd District's aerospace products exports to the EU have increased by 73 percent. By reducing barriers to trade and investment, TTIP would facilitate future growth, increasing anticipated transportation equipment exports by a further 28 percent.



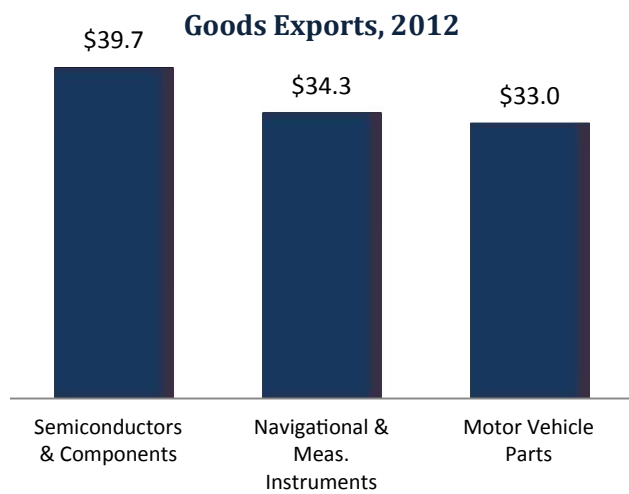
Washington's 3rd District and TTIP

Washington's 3rd District already has a strong trade relationship with the European Union, and a successful conclusion of the **Transatlantic Trade and Investment Partnership (TTIP)** would contribute significantly to the district's future economic growth.

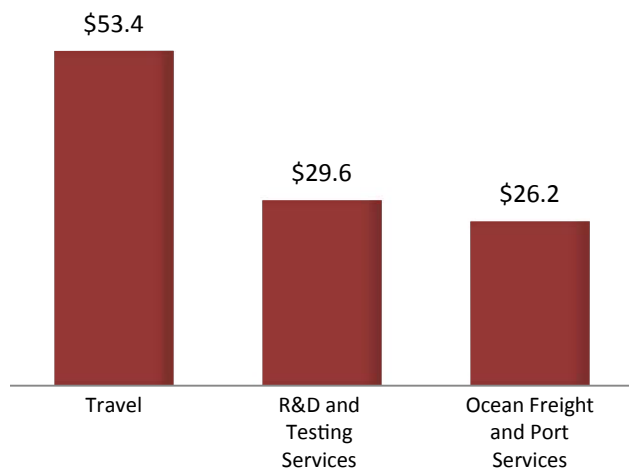
The EU purchased an estimated \$362 million worth of goods (11 percent of goods exports) and \$193 million worth of services (29 percent of services exports) from Washington's 3rd District in 2012.

Successful implementation of TTIP is estimated to increase Washington's 3rd District's exports to the EU by 42.2 percent and could boost net employment by up to 1,105 jobs.

Current District Exports to European Union (\$ million)



Services Exports, 2012



Estimated Impacts of Full TTIP Implementation on Key Sectors

Top Sectors by Export Increase

Motor Vehicles	+\$120 million
Metals and Metal Products	+\$60 million
Electrical Machinery	+\$42 million

Estimated Job Growth in Key Sectors

Personal services	+150 jobs
Business services	+150 jobs
Construction	+125 jobs

BOTTOM LINE: Since 2006, Washington's 3rd District's motor vehicle parts exports to the EU have increased by 274 percent. By reducing barriers to trade and investment, TTIP would facilitate future growth, increasing anticipated U.S. motor vehicle exports by a further 346.8 percent.



Washington's 4th District and TTIP

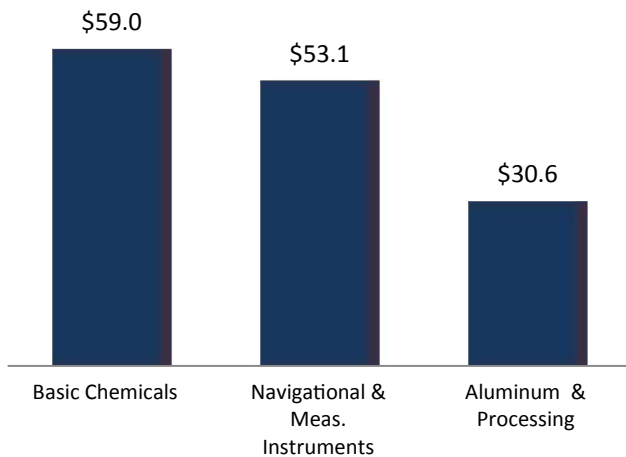
Washington's 4th District already has a strong trade relationship with the European Union, and a successful conclusion of the **Transatlantic Trade and Investment Partnership (TTIP)** would contribute significantly to the district's future economic growth.

The EU purchased an estimated \$357 million worth of goods (7 percent of goods exports) and \$159 million worth of services (28 percent of services exports) from Washington's 4th District in 2012.

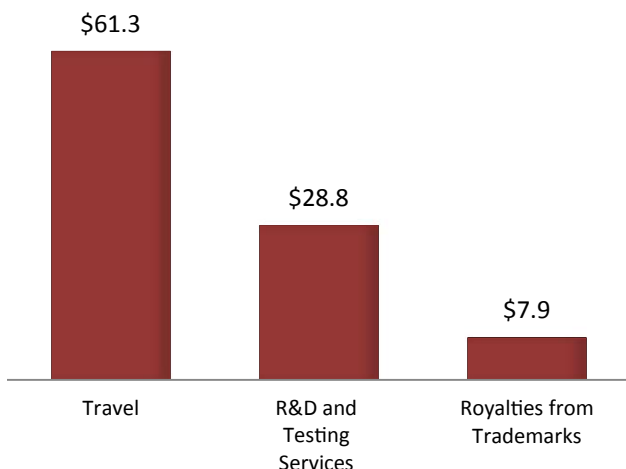
Successful implementation of TTIP is estimated to increase Washington's 4th District's exports to the EU by 32.6 percent and could boost net employment by up to 1,160 jobs.

Current District Exports to European Union (\$ million)

Goods Exports, 2012



Services Exports, 2012



Estimated Impacts of Full TTIP Implementation on Key Sectors

Top Sectors by Export Increase

Chemicals	+\$73 million
Metals and Metal Products	+\$55 million
Processed Foods	+\$51 million

Estimated Job Growth in Key Sectors

Business services	+215 jobs
Personal services	+165 jobs
Construction	+85 jobs

BOTTOM LINE: Since 2006, Washington's 4th District's chemicals exports to the EU have increased by 136 percent. By reducing barriers to trade and investment, TTIP would facilitate future growth, increasing anticipated U.S. chemicals exports by a further 34.2 percent.



Washington's 5th District and TTIP

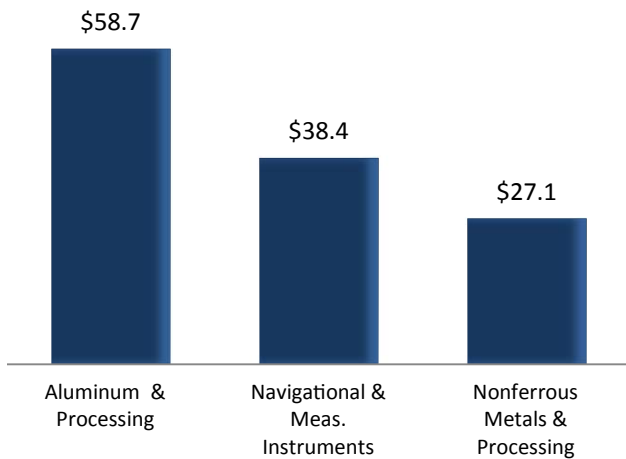
Washington's 5th District already has a strong trade relationship with the European Union, and a successful conclusion of the **Transatlantic Trade and Investment Partnership (TTIP)** would contribute significantly to the District's future economic growth.

The EU purchased an estimated \$377 million worth of goods (12 percent of goods exports) and \$220 million worth of services (25 percent of services exports) from Washington's 5th District in 2012.

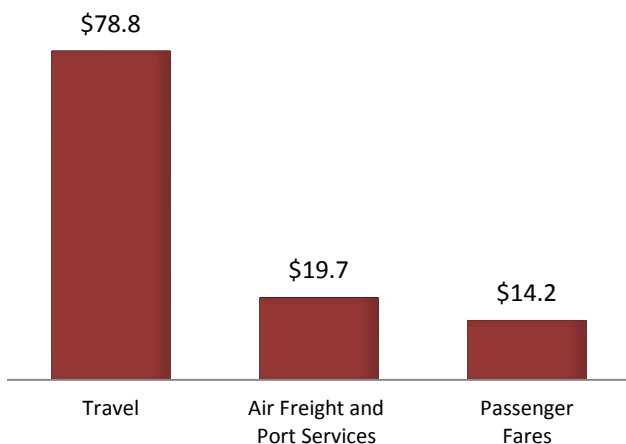
Successful implementation of TTIP is estimated to increase Washington's 5th District's exports to the EU by 37 percent and could boost net employment by up to 1,440 jobs.

2012 District Exports to European Union (\$ million)

Goods Exports



Services Exports



Estimated Impacts of Full TTIP Implementation on Key District Sectors

Top Sectors by Export Increase

Metals and Metal Products	+\$115 million
Motor Vehicles	+\$92 million
Other Machinery	+\$36 million

Estimated Job Growth in Key Sectors

Personal services	+195 jobs
Business services	+195 jobs
Construction	+120 jobs

BOTTOM LINE: Since 2006, the 5th District's aluminum exports to the EU have increased by 150 percent. By reducing barriers to trade and investment, TTIP would facilitate future growth, increasing anticipated metal exports by a further 88 percent.



Washington's 6th District and TTIP

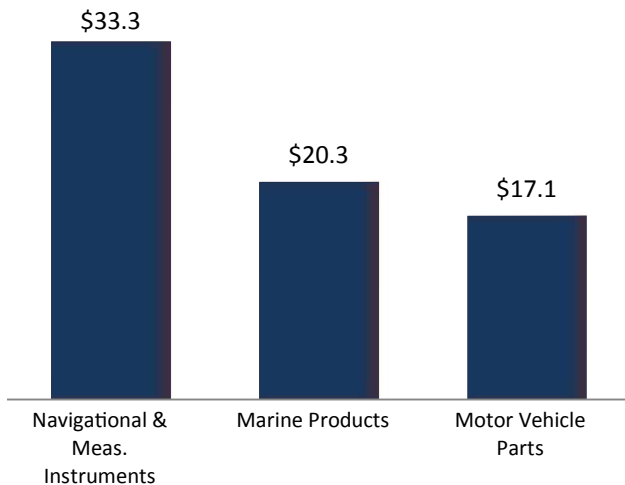
Washington's 6th District already has a strong trade relationship with the European Union, and a successful conclusion of the **Transatlantic Trade and Investment Partnership (TTIP)** would contribute significantly to the district's future economic growth.

The EU purchased an estimated \$163 million worth of goods (12 percent of goods exports) and \$174 million worth of services (27 percent of services exports) from Washington's 6th District in 2012.

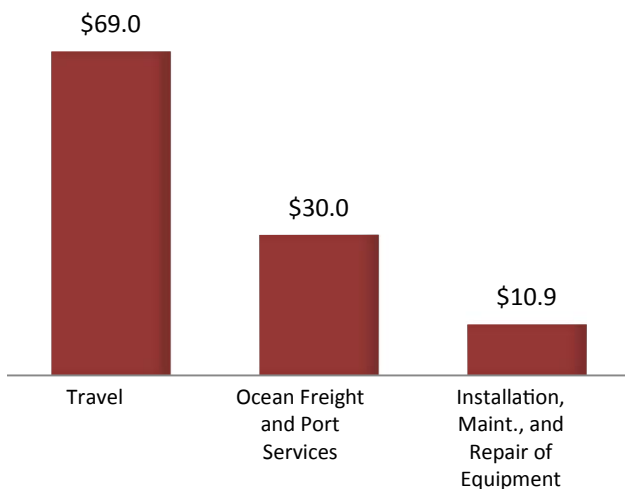
Successful implementation of TTIP is estimated to increase Washington's 6th District's exports to the EU by 35.2 percent and could boost net employment by up to 1,200 jobs.

Current District Exports to European Union (\$ million)

Goods Exports, 2012



Services Exports, 2012



Estimated Impacts of Full TTIP Implementation on Key Sectors

Top Sectors by Export Increase

Motor Vehicles	+\$65 million
Chemicals	+\$14 million
Electrical Machinery	+\$11 million

Estimated Job Growth in Key Sectors

Personal services	+180 jobs
Business services	+160 jobs
Construction	+145 jobs

BOTTOM LINE: Since 2006, Washington's 6th District's motor vehicle parts exports to the EU have increased 12-fold. By reducing barriers to trade and investment, TTIP would facilitate future growth, increasing anticipated U.S. motor vehicle exports by a further 346.8 percent.



Washington's 7th District and TTIP

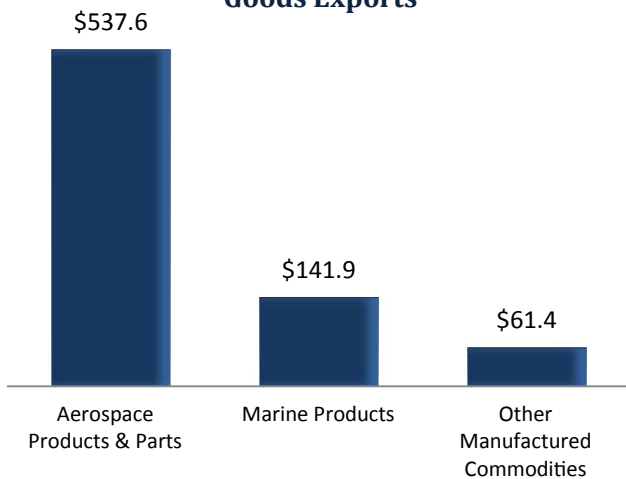
Washington's 7th District already has a strong trade relationship with the European Union, and a successful conclusion of the **Transatlantic Trade and Investment Partnership (TTIP)** would contribute significantly to the District's future economic growth.

The EU purchased an estimated \$960 million worth of goods (16 percent of goods exports) and \$2.2 billion worth of services (31 percent of services exports) from Washington's 7th District in 2012.

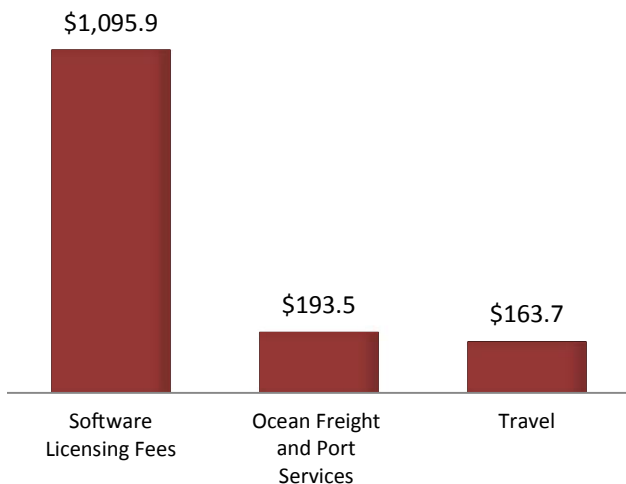
Successful implementation of TTIP is estimated to increase Washington's 7th District's exports to the EU by 16.5 percent and could boost net employment by up to 3,180 jobs.

2012 District Exports to European Union (\$ million)

Goods Exports



Services Exports



Estimated Impacts of Full TTIP Implementation on Key District Sectors

Top Sectors by Export Increase

Other Transport Equipment	+\$232 million
Motor Vehicles	+\$53 million
Electrical Machinery	+\$29 million

Estimated Job Growth in Key Sectors

Business services	+585 jobs
Personal services	+410 jobs
Construction	+220 jobs

BOTTOM LINE: Since 2006, the 7th District's aerospace product exports to the EU have increased by 35 percent. By reducing barriers to trade and investment, TTIP would facilitate future growth, increasing anticipated transportation equipment exports by a further 28 percent.



Washington's 8th District and TTIP

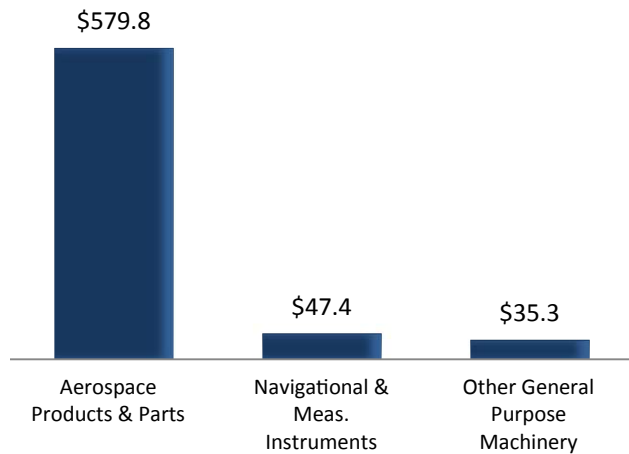
Washington's 8th District already has a strong trade relationship with the European Union, and a successful conclusion of the **Transatlantic Trade and Investment Partnership (TTIP)** would contribute significantly to the District's future economic growth.

The EU purchased an estimated \$824 million worth of goods (13 percent of goods exports) and \$750 million worth of services (32 percent of services exports) from Washington's 8th District in 2012.

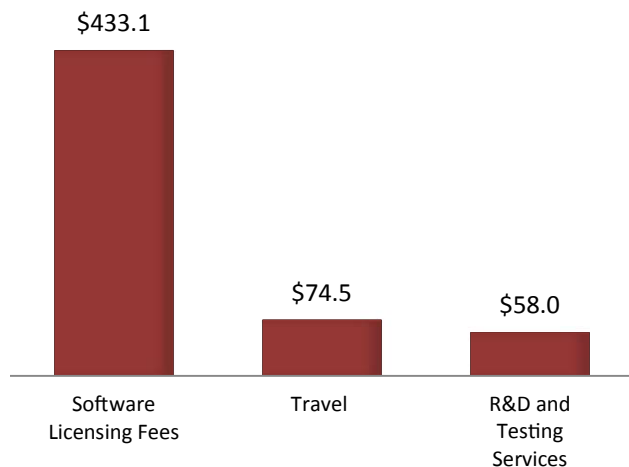
Successful implementation of TTIP is estimated to increase Washington's 8th District's exports to the EU by 24.8 percent and could boost net employment by up to 1,485 jobs.

2012 District Exports to European Union (\$ million)

Goods Exports



Services Exports



Estimated Impacts of Full TTIP Implementation on Key District Sectors

Top Sectors by Export Increase

Other Transport Equipment	+\$249 million
Motor Vehicles	+\$79 million
Metals and Metal Products	+\$26 million

Estimated Job Growth in Key Sectors

Business services	+235 jobs
Personal services	+185 jobs
Other transport equipment	+155 jobs

BOTTOM LINE: *Since 2006, the 8th District's receipts of software license fees from the EU have increased by 85 percent. By reducing barriers to trade and investment, TTIP would facilitate future growth, increasing such services exports by a further 2 percent.*



Washington's 9th District and TTIP

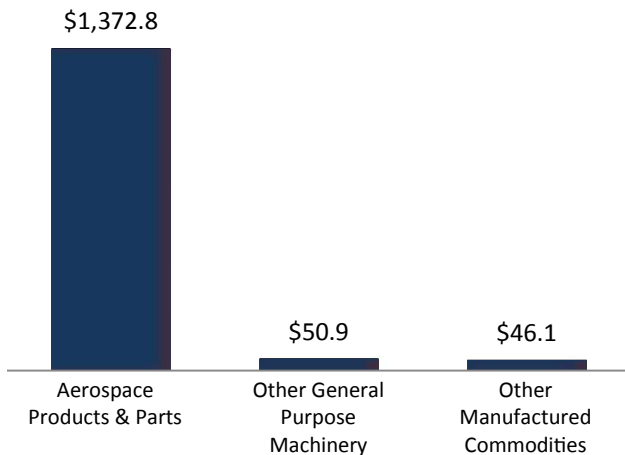
Washington's 9th District already has a strong trade relationship with the European Union, and a successful conclusion of the **Transatlantic Trade and Investment Partnership (TTIP)** would contribute significantly to the district's future economic growth.

The EU purchased an estimated \$1.7 billion worth of goods (14 percent of goods exports) and \$2.2 billion worth of services (33 percent of services exports) from Washington's 9th District in 2012.

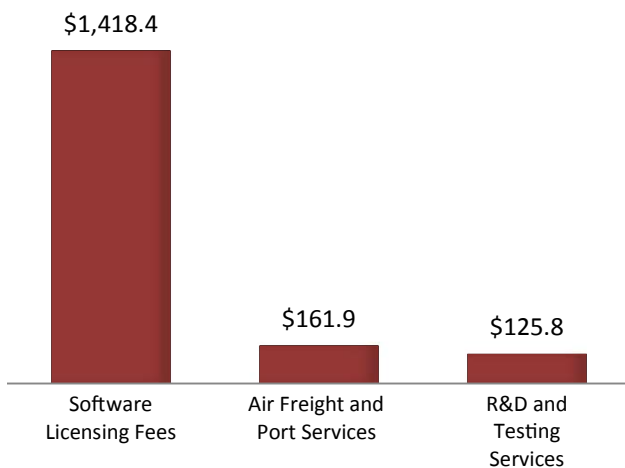
Successful implementation of TTIP is estimated to increase Washington's 9th District's exports to the EU by 22.9 percent and could boost net employment by up to 2,595 jobs.

Current District Exports to European Union (\$ million)

Goods Exports, 2012



Services Exports, 2012



Estimated Impacts of Full TTIP Implementation on Key Sectors

Top Sectors by Export Increase

Other Transport Equipment	+\$590 million
Motor Vehicles	+\$131 million
Electrical Machinery	+\$33 million

Estimated Job Growth in Key Sectors

Business services	+435 jobs
Other transport equipment	+355 jobs
Personal services	+280 jobs

BOTTOM LINE: Since 2006, Washington's 9th District's marine products exports to the EU have increased by 115 percent. By reducing barriers to trade and investment, TTIP would facilitate future growth, increasing anticipated U.S. processed foods exports by a further 74.8 percent.



Washington's 10th District and TTIP

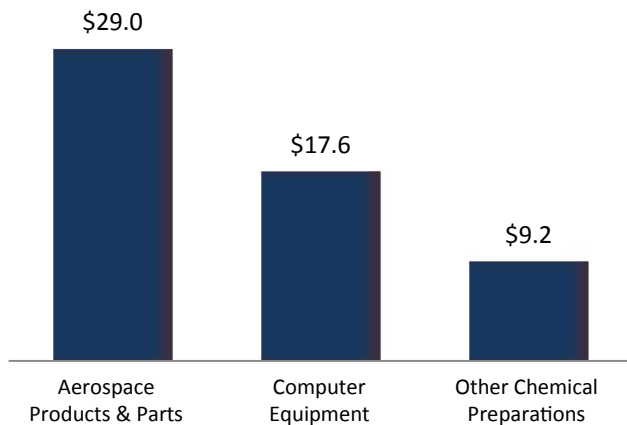
Washington's 10th District already has a strong trade relationship with the European Union, and a successful conclusion of the **Transatlantic Trade and Investment Partnership (TTIP)** would contribute significantly to the district's future economic growth.

The EU purchased an estimated \$113 million worth of goods (9 percent of goods exports) and \$152 million worth of services (27 percent of services exports) from Washington's 10th District in 2012.

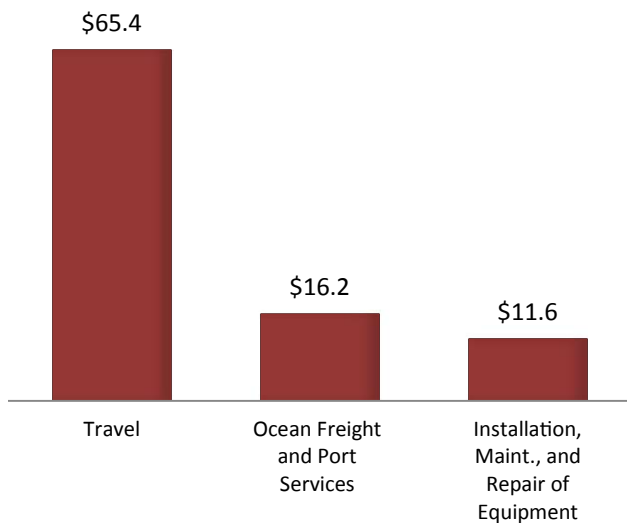
Successful implementation of TTIP is estimated to increase Washington's 10th District's exports to the EU by 26.5 percent and could boost net employment by up to 1,105 jobs.

Current District Exports to European Union (\$ million)

Goods Exports, 2012



Services Exports, 2012



Estimated Impacts of Full TTIP Implementation on Key Sectors

Top Sectors by Export Increase

Motor Vehicles	+\$33 million
Chemicals	+\$15 million
Other Transport Equipment	+\$13 million

Estimated Job Growth in Key Sectors

Personal services	+170 jobs
Business services	+140 jobs
Construction	+105 jobs

BOTTOM LINE: Since 2006, Washington's 10th District's chemical preparations exports to the EU have increased by 132 percent. By reducing barriers to trade and investment, TTIP would facilitate future growth, increasing anticipated U.S. chemicals exports by a further 34.2 percent.



West Virginia's 1st District and TTIP

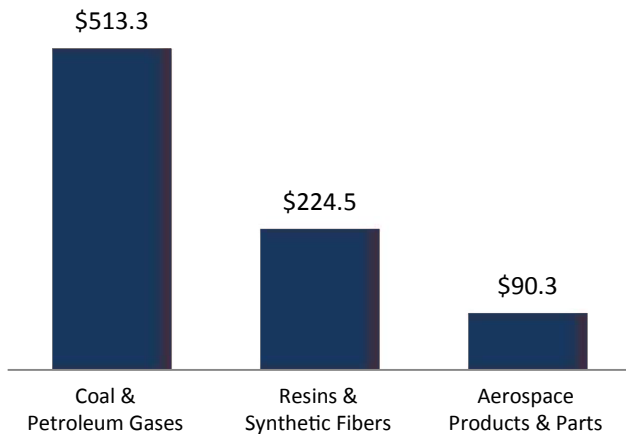
West Virginia's 1st District already has a strong trade relationship with the European Union, and a successful conclusion of the **Transatlantic Trade and Investment Partnership (TTIP)** would contribute significantly to the district's future economic growth.

The EU purchased an estimated \$998 million worth of goods (30 percent of goods exports) and \$156 million worth of services (27 percent of services exports) from West Virginia's 1st District in 2012.

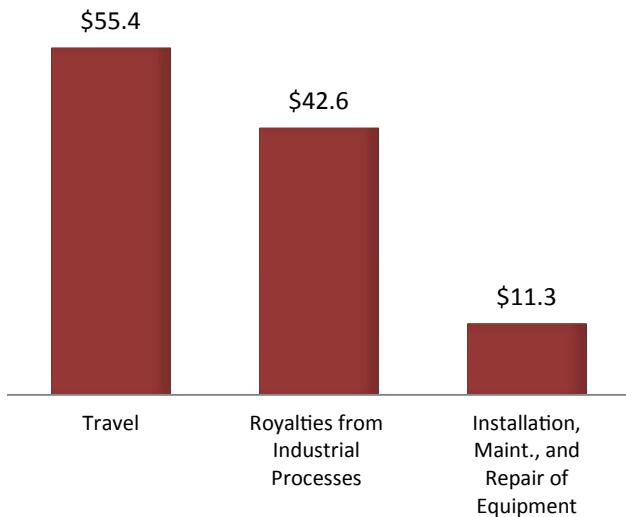
Successful implementation of TTIP is estimated to increase West Virginia's 1st District's exports to the EU by 15.1 percent and could boost net employment by up to 1,525 jobs.

Current District Exports to European Union (\$ million)

Goods Exports, 2012



Services Exports, 2012



Estimated Impacts of Full TTIP Implementation on Key Sectors

Top Sectors by Export Increase

Chemicals	+\$236 million
Other Transport Equipment	+\$39 million
Metals and Metal Products	+\$27 million

Estimated Job Growth in Key Sectors

Personal services	+275 jobs
Business services	+125 jobs
Construction	+110 jobs

BOTTOM LINE: *Since 2006, West Virginia's 1st District's aerospace products exports to the EU have increased by 223 percent. By reducing barriers to trade and investment, TTIP would facilitate future growth, increasing anticipated U.S. transportation equipment exports by a further 27.8 percent.*



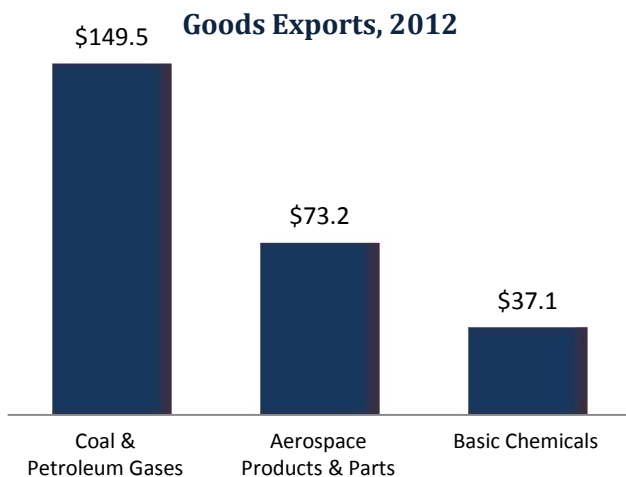
West Virginia's 2nd District and TTIP

West Virginia's 2nd District already has a strong trade relationship with the European Union, and a successful conclusion of the **Transatlantic Trade and Investment Partnership (TTIP)** would contribute significantly to the district's future economic growth.

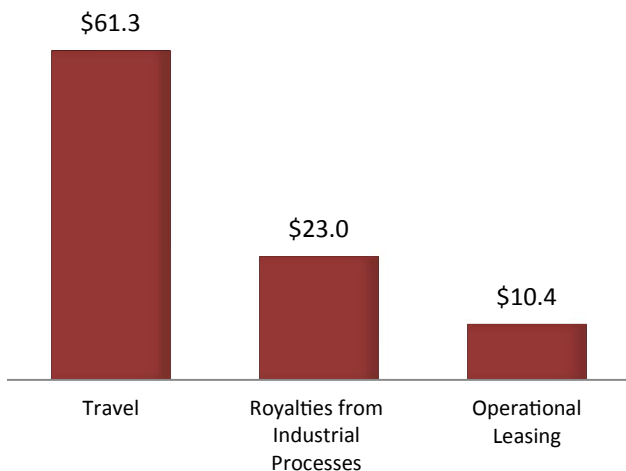
The EU purchased an estimated \$298 million worth of goods (20 percent of goods exports) and \$149 million worth of services (27 percent of services exports) from West Virginia's 2nd District in 2012.

Successful implementation of TTIP is estimated to increase West Virginia's 2nd District's exports to the EU by 12.1 percent and could boost net employment by up to 1,390 jobs.

Current District Exports to European Union (\$ million)



Services Exports, 2012



Estimated Impacts of Full TTIP Implementation on Key Sectors

Top Sectors by Export Increase

Chemicals	+\$47 million
Other Transport Equipment	+\$32 million
Wood and Paper Products	+\$5 million

Estimated Job Growth in Key Sectors

Personal services	+245 jobs
Business services	+125 jobs
Construction	+125 jobs

BOTTOM LINE: Since 2006, West Virginia's 2nd District's aerospace products exports to the EU have increased by 269 percent. By reducing barriers to trade and investment, TTIP would facilitate future growth, increasing anticipated U.S. transportation equipment exports by a further 27.8 percent.



West Virginia's 3rd District and TTIP

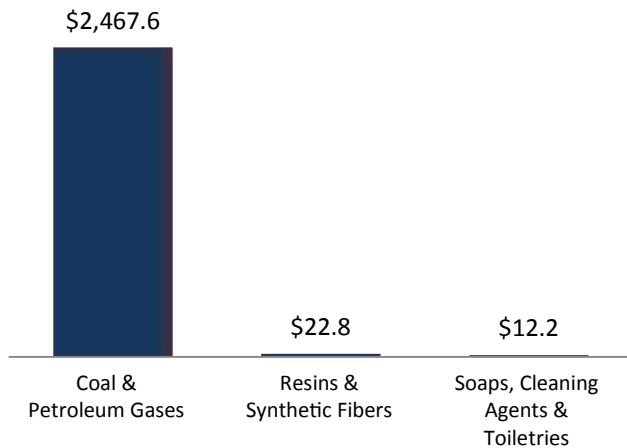
West Virginia's 3rd District already has a strong trade relationship with the European Union, and a successful conclusion of the **Transatlantic Trade and Investment Partnership (TTIP)** would contribute significantly to the district's future economic growth.

The EU purchased an estimated \$2.6 billion worth of goods (39 percent of goods exports) and \$118 million worth of services (26 percent of services exports) from West Virginia's 3rd District in 2012.

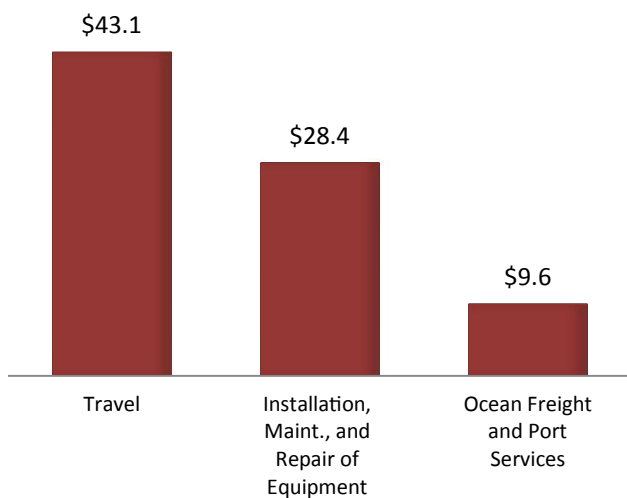
Successful implementation of TTIP is estimated to increase West Virginia's 3rd District's exports to the EU by 1.9 percent and could boost net employment by up to 1,285 jobs.

Current District Exports to European Union (\$ million)

Goods Exports, 2012



Services Exports, 2012



Estimated Impacts of Full TTIP Implementation on Key Sectors

Top Sectors by Export Increase

Chemicals	+\$38 million
Other Primary Sectors	+\$18 million
Metals and Metal Products	+\$15 million

Estimated Job Growth in Key Sectors

Personal services	+215 jobs
Business services	+120 jobs
Construction	+70 jobs

BOTTOM LINE: Since 2006, West Virginia's 3rd District's soaps, cleaning agents and toiletries exports to the EU have increased by 146 percent. By reducing barriers to trade and investment, TTIP would facilitate future growth, increasing anticipated U.S. chemicals exports by a further 34.2 percent.



Wisconsin's 1st District and TTIP

Wisconsin's 1st District already has a strong trade relationship with the European Union, and a successful conclusion of the **Transatlantic Trade and Investment Partnership (TTIP)** would contribute significantly to the District's future economic growth.

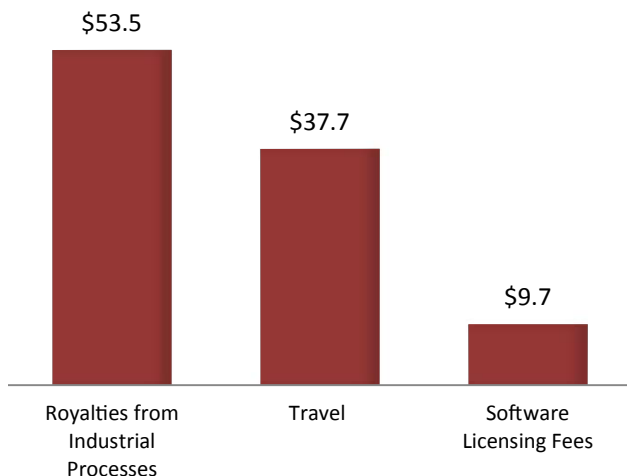
The EU purchased an estimated \$529 million worth of goods (16 percent of goods exports) and \$153 million worth of services (32 percent of services exports) from Wisconsin's 1st District in 2012.

Successful implementation of TTIP is estimated to increase Wisconsin's 1st District's exports to the EU by 28.9 percent and could boost net employment by up to 1,440 jobs.

2012 District Exports to European Union (\$ million)



Services Exports



Estimated Impacts of Full TTIP Implementation on Key District Sectors

Top Sectors by Export Increase

Chemicals	+\$102 million
Other Machinery	+\$70 million
Motor Vehicles	+\$51 million

Estimated Job Growth in Key Sectors

Personal services	+215 jobs
Business services	+180 jobs
Other machinery	+160 jobs

BOTTOM LINE: Since 2006, the 1st District's agriculture and construction machinery exports to the EU have increased by 30 percent. By reducing barriers to trade and investment, TTIP would facilitate future growth, increasing anticipated machinery exports by a further 17 percent.



Wisconsin's 2nd District and TTIP

Wisconsin's 2nd District already has a strong trade relationship with the European Union, and a successful conclusion of the **Transatlantic Trade and Investment Partnership (TTIP)** would contribute significantly to the district's future economic growth.

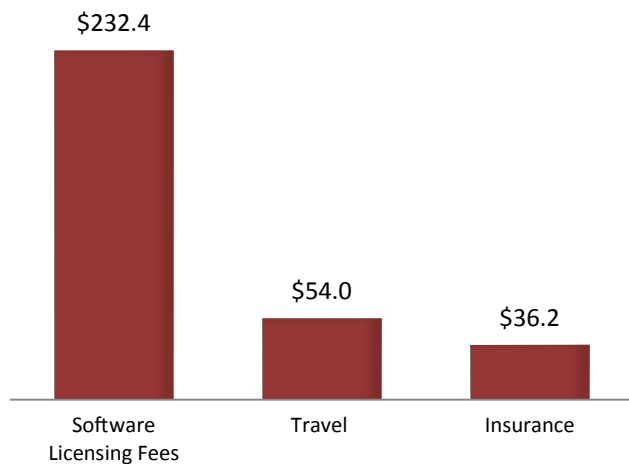
The EU purchased an estimated \$372 million worth of goods (21 percent of goods exports) and \$471 million worth of services (29 percent of services exports) from Wisconsin's 2nd District in 2012.

Successful implementation of TTIP is estimated to increase Wisconsin's 2nd District's exports to the EU by 22.3 percent and could boost net employment by up to 1,990 jobs.

Current District Exports to European Union (\$ million)



Services Exports, 2012



Estimated Impacts of Full TTIP Implementation on Key Sectors

Top Sectors by Export Increase

Chemicals	+\$62 million
Electrical Machinery	+\$29 million
Motor Vehicles	+\$26 million

Estimated Job Growth in Key Sectors

Personal services	+315 jobs
Business services	+305 jobs
Construction	+115 jobs

BOTTOM LINE: Since 2006, Wisconsin's 2nd District's pharmaceuticals exports to the EU have increased by 181 percent. By reducing barriers to trade and investment, TTIP would facilitate future growth, increasing anticipated U.S. chemicals exports by a further 34.2 percent.



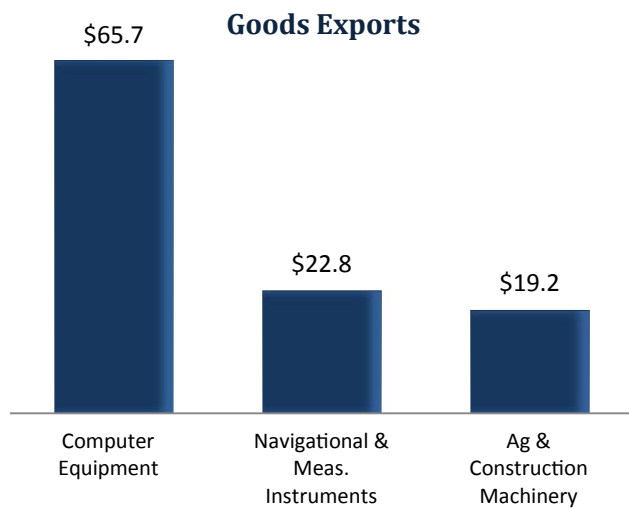
Wisconsin's 3rd District and TTIP

Wisconsin's 3rd District already has a strong trade relationship with the European Union, and a successful conclusion of the **Transatlantic Trade and Investment Partnership (TTIP)** would contribute significantly to the District's future economic growth.

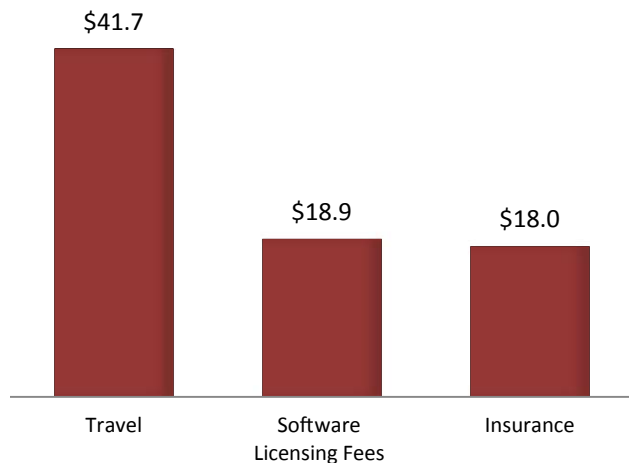
The EU purchased an estimated \$284 million worth of goods (13 percent of goods exports) and \$150 million worth of services (27 percent of services exports) from Wisconsin's 3rd District in 2012.

Successful implementation of TTIP is estimated to increase Wisconsin's 3rd District's exports to the EU by 20.7 percent and could boost net employment by up to 1,630 jobs.

2012 District Exports to European Union (\$ million)



Services Exports



Estimated Impacts of Full TTIP Implementation on Key District Sectors

Top Sectors by Export Increase

Other Machinery	+\$31 million
Electrical Machinery	+\$26 million
Motor Vehicles	+\$20 million

Estimated Job Growth in Key Sectors

Personal services	+240 jobs
Business services	+170 jobs
Other machinery	+110 jobs

BOTTOM LINE: Since 2006, the 3rd District's agriculture and construction machinery exports to the EU have increased by 8 percent. By reducing barriers to trade and investment, TTIP would facilitate future growth, increasing anticipated machinery exports by a further 17 percent.



Wisconsin's 4th District and TTIP

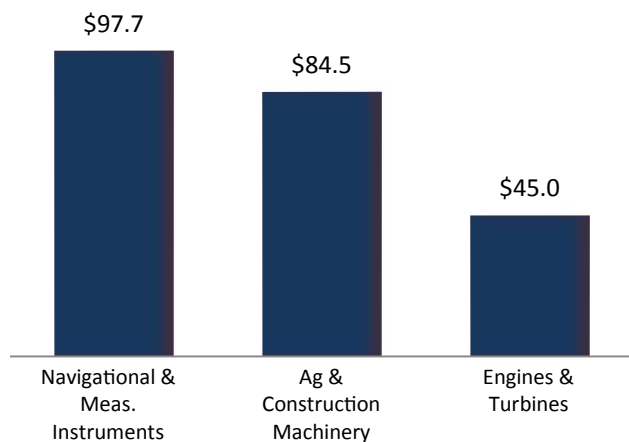
Wisconsin's 4th District already has a strong trade relationship with the European Union, and a successful conclusion of the **Transatlantic Trade and Investment Partnership (TTIP)** would contribute significantly to the district's future economic growth.

The EU purchased an estimated \$398 million worth of goods (16 percent of goods exports) and \$224 million worth of services (28 percent of services exports) from Wisconsin's 4th District in 2012.

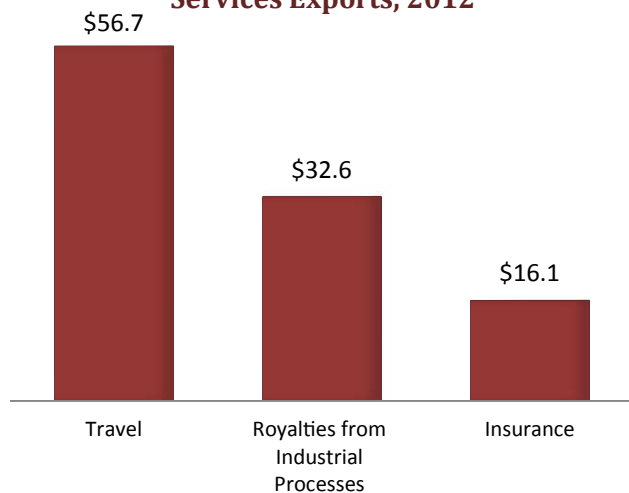
Successful implementation of TTIP is estimated to increase Wisconsin's 4th District's exports to the EU by 21.2 percent and could boost net employment by up to 1,800 jobs.

Current District Exports to European Union (\$ million)

Goods Exports, 2012



Services Exports, 2012



Estimated Impacts of Full TTIP Implementation on Key Sectors

Top Sectors by Export Increase

Other Machinery	+\$64 million
Chemicals	+\$42 million
Electrical Machinery	+\$35 million

Estimated Job Growth in Key Sectors

Business services	+280 jobs
Personal services	+240 jobs
Other machinery	+140 jobs

BOTTOM LINE: Since 2006, Wisconsin's 4th District's ag and construction machinery exports to the EU have increased by 102 percent. By reducing barriers to trade and investment, TTIP would facilitate future growth, increasing anticipated U.S. machinery exports by a further 16.7 percent.



Wisconsin's 5th District and TTIP

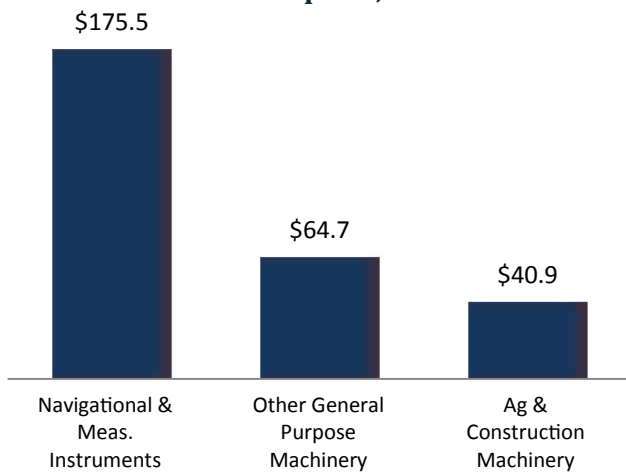
Wisconsin's 5th District already has a strong trade relationship with the European Union, and a successful conclusion of the **Transatlantic Trade and Investment Partnership (TTIP)** would contribute significantly to the district's future economic growth.

The EU purchased an estimated \$660 million worth of goods (17 percent of goods exports) and \$263 million worth of services (32 percent of services exports) from Wisconsin's 5th District in 2012.

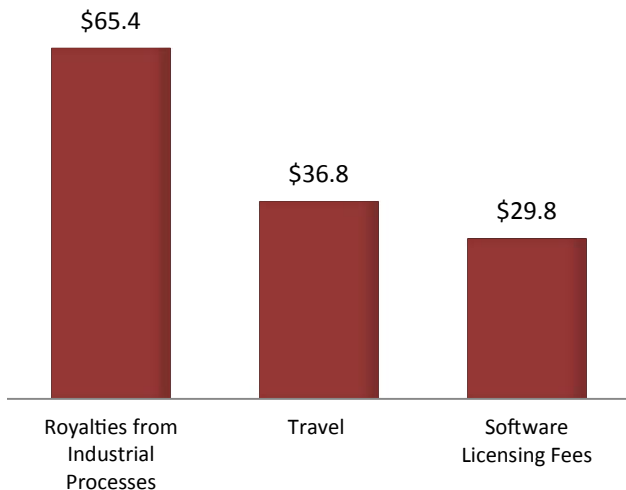
Successful implementation of TTIP is estimated to increase Wisconsin's 5th District's exports to the EU by 26.7 percent and could boost net employment by up to 2,280 jobs.

Current District Exports to European Union (\$ million)

Goods Exports, 2012



Services Exports, 2012



Estimated Impacts of Full TTIP Implementation on Key Sectors

Top Sectors by Export Increase

Electrical Machinery	+\$71 million
Other Machinery	+\$69 million
Chemicals	+\$63 million

Estimated Job Growth in Key Sectors

Business services	+310 jobs
Personal services	+260 jobs
Other machinery	+220 jobs

BOTTOM LINE: *Since 2006, Wisconsin's 5th District's pharmaceuticals exports to the EU have increased by 335 percent. By reducing barriers to trade and investment, TTIP would facilitate future growth, increasing anticipated U.S. chemicals exports by a further 34.2 percent.*



Wisconsin's 6th District and TTIP

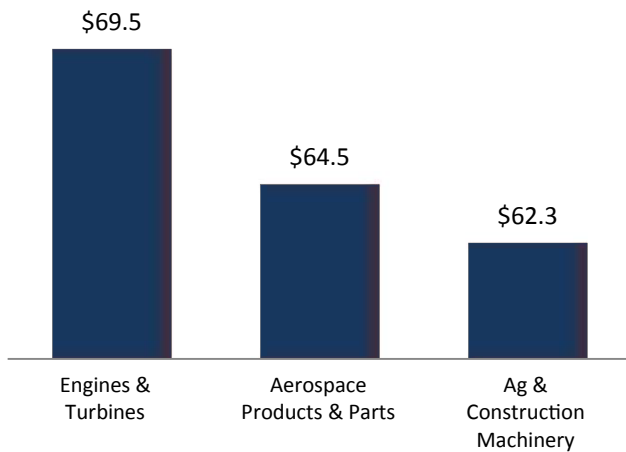
Wisconsin's 6th District already has a strong trade relationship with the European Union, and a successful conclusion of the **Transatlantic Trade and Investment Partnership (TTIP)** would contribute significantly to the district's future economic growth.

The EU purchased an estimated \$627 million worth of goods (14 percent of goods exports) and \$142 million worth of services (30 percent of services exports) from Wisconsin's 6th District in 2012.

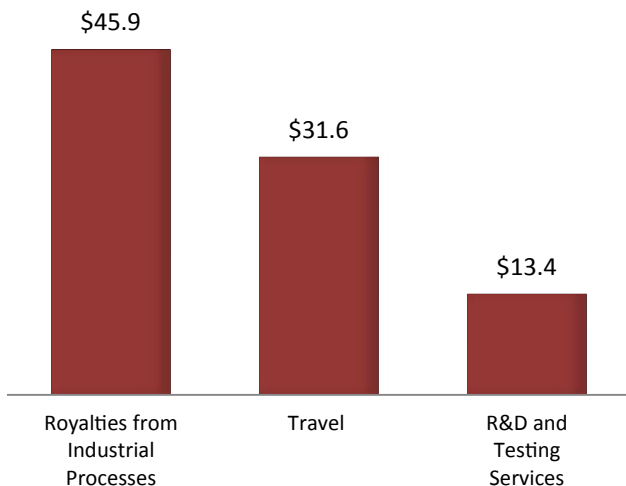
Successful implementation of TTIP is estimated to increase Wisconsin's 6th District's exports to the EU by 43.6 percent and could boost net employment by up to 1,695 jobs.

Current District Exports to European Union (\$ million)

Goods Exports, 2012



Services Exports, 2012



Estimated Impacts of Full TTIP Implementation on Key Sectors

Top Sectors by Export Increase

Motor Vehicles	+\$255 million
Chemicals	+\$82 million
Other Machinery	+\$81 million

Estimated Job Growth in Key Sectors

Other machinery	+225 jobs
Personal services	+220 jobs
Metals and metal products	+170 jobs

BOTTOM LINE: Since 2006, Wisconsin's 6th District's aerospace products exports to the EU have increased by 158 percent. By reducing barriers to trade and investment, TTIP would facilitate future growth, increasing anticipated U.S. transportation equipment exports by a further 27.8 percent.



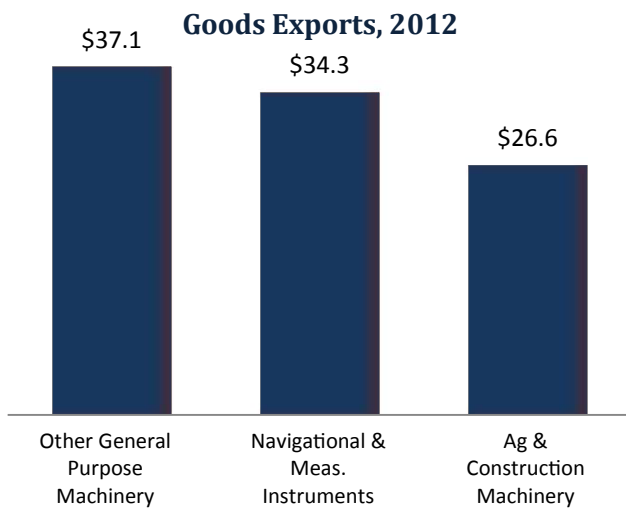
Wisconsin's 7th District and TTIP

Wisconsin's 7th District already has a strong trade relationship with the European Union, and a successful conclusion of the **Transatlantic Trade and Investment Partnership (TTIP)** would contribute significantly to the district's future economic growth.

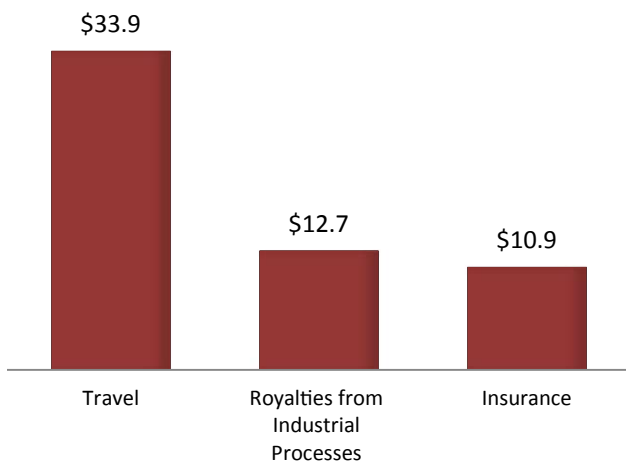
The EU purchased an estimated \$317 million worth of goods (12 percent of goods exports) and \$107 million worth of services (27 percent of services exports) from Wisconsin's 7th District in 2012.

Successful implementation of TTIP is estimated to increase Wisconsin's 7th District's exports to the EU by 25.9 percent and could boost net employment by up to 1,480 jobs.

Current District Exports to European Union (\$ million)



Services Exports, 2012



Estimated Impacts of Full TTIP Implementation on Key Sectors

Top Sectors by Export Increase

Other Machinery	+\$49 million
Motor Vehicles	+\$43 million
Chemicals	+\$24 million

Estimated Job Growth in Key Sectors

Personal services	+215 jobs
Other machinery	+155 jobs
Business services	+120 jobs

BOTTOM LINE: Since 2006, Wisconsin's 7th District's general purpose machinery exports to the EU have increased by 53 percent. By reducing barriers to trade and investment, TTIP would facilitate future growth, increasing anticipated U.S. machinery exports by a further 27.8 percent.



Wisconsin's 8th District and TTIP

Wisconsin's 8th District already has a strong trade relationship with the European Union, and a successful conclusion of the **Transatlantic Trade and Investment Partnership (TTIP)** would contribute significantly to the district's future economic growth.

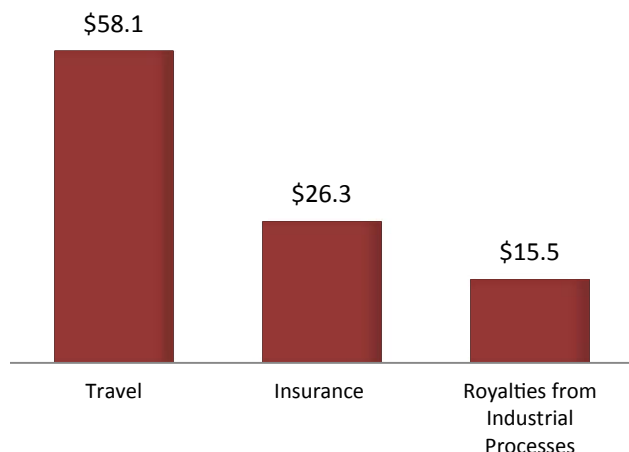
The EU purchased an estimated \$400 million worth of goods (14 percent of goods exports) and \$163 million worth of services (27 percent of services exports) from Wisconsin's 8th District in 2012.

Successful implementation of TTIP is estimated to increase Wisconsin's 8th District's exports to the EU by 33.3 percent and could boost net employment by up to 1,915 jobs.

Current District Exports to European Union (\$ million)



Services Exports, 2012



Estimated Impacts of Full TTIP Implementation on Key Sectors

Top Sectors by Export Increase

Motor Vehicles	+\$104 million
Other Machinery	+\$43 million
Chemicals	+\$34 million

Estimated Job Growth in Key Sectors

Personal services	+280 jobs
Business services	+200 jobs
Other machinery	+145 jobs

BOTTOM LINE: Since 2006, Wisconsin's 8th District's pulp and paperboard mill products exports to the EU have increased by 54 percent. By reducing barriers to trade and investment, TTIP would facilitate future growth, increasing anticipated U.S. wood and paper products exports by a further 42.5 percent.



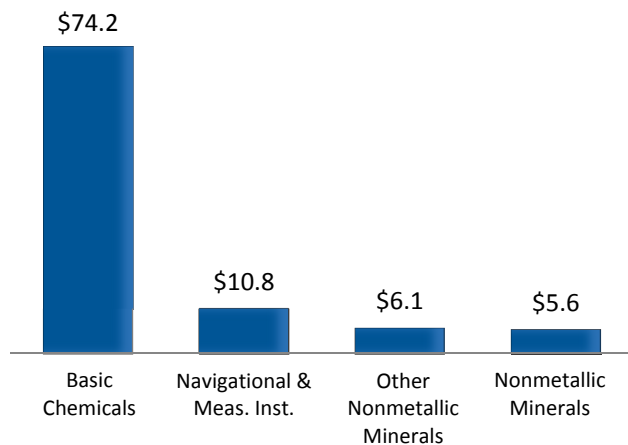
Wyoming and TTIP

Wyoming's economic relationship with the European Union is already strong, and a successful conclusion of the **Transatlantic Trade and Investment Partnership (TTIP)** would contribute significantly to the state's future economic growth.

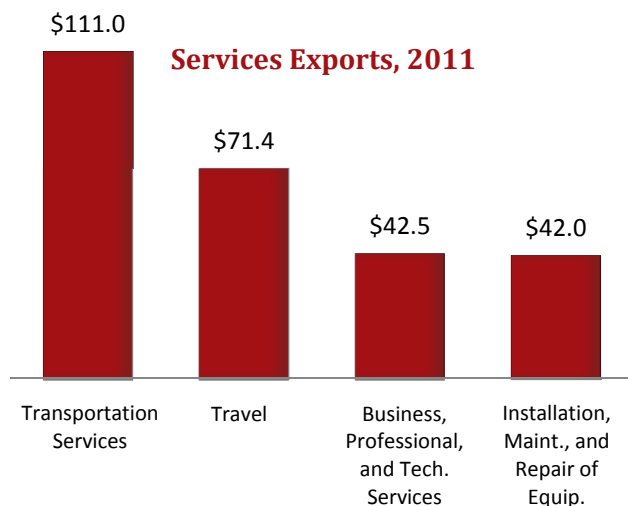
The EU purchased Wyoming goods worth \$117 million (8 percent of goods exports) in 2012 and services worth \$347 million (32 percent of services exports) in 2011.

Wyoming: Current Exports to European Union (\$ million)

Goods Exports, 2012



Services Exports, 2011



Successful implementation of TTIP is estimated to increase Wyoming exports to the EU by 13.8 percent and could boost net employment by 1,370 jobs.

Estimated Impacts of Full TTIP Implementation on Key Wyoming Sectors

Top Sectors by Export Increase

Chemicals	+\$57 million
Business Services	+\$6 million
Air Transportation Services	+\$4 million
Electrical Machinery	+\$4 million

Estimated Job Growth in Key Sectors

Other Services	+1,191 jobs
Business Services	+115 jobs
Mining	+43 jobs
Manufacturing	+30 jobs

BOTTOM LINE: By reducing barriers to trade and investment, TTIP would facilitate future growth and create over 740,000 jobs across the United States.