

Notes on

#Neighbourhood

Planning

THE

STORY

50 FAR

THE LATEST PLANS TO PASS REFERENDUM

This special publication from the Department for Communities and Local Government celebrates the milestone of 50 successful neighbourhood planning referendums in England. We begin by taking a look at the most recent plans to pass, which all went to the vote on 12 February.

Inner East Preston (Preston) – 93% YES vote

The Inner East Preston neighbourhood plan covers two wards in the city, and has been developed by the Friends of Fishwick and St Matthew's community organisation.

The group had a keen interest in making the area a better place to live, and worked very hard to ensure as much of the community was involved in the plan's development as possible.

Bob Fletcher, a member of the Forum, has said that "as a group of inexperienced individuals in a disadvantaged, run-down, urban area we have all learnt a lot" and the process "has certainly put the area on the map, both locally and nationally." The process of developing a neighbourhood plan has also fostered better relations between the community and authorities, creating "a sense of working together and a more joined up thinking approach to future potential developments."



Exminster (Teignbridge) – 95% YES vote

Exminster is a village on the southern edge of Exeter in Devon, with a population of over 3,000. In December 2012 a mixture of councillors and community volunteers began working on the neighbourhood plan.

The plan was developed through consultation with the community, and over 60% of households across the parish made their views known.

The Plan covers four policy areas: community sports and leisure facilities; open countryside; quality of design and use of Community Infrastructure Levy.

The Parish's lessons for others is to keep the plan simple and focussed on clear aims; and to make sure that they get good advice and a strong evidence base.

Hurstpierpoint (Mid Sussex) – 92% YES vote

Hurstpierpoint's neighbourhood plan covers an area of 20 square miles of countryside and villages in Mid Sussex.

The plan aims to shape the next 20 years of the community's life. It is concerned with how to; preserve the countryside; shape the location and look of new housing; encourage new economic and employment opportunities; provide better local amenities and services and adapt to changes in transport usage.

Although producing the plan posed numerous challenges to the community, they now have "every reason to be proud of the new Plan, and confident that the local community was involved in its creation from the outset." The Plan also ensures "all new development will bring financial and other contributions to enable improvements to roads and amenities within the Parish area."



#NeighbourhoodPlanning: VITAL STATISTICS



REFERENDUMS

52

SUCCESSFUL
REFERENDUMS

TOP 5 HIGHEST TURNOUTS

1. Winslow – 60%
2. Woodcote – 59%
3. Strumpshaw – 59%
4. Billesdon – 55%
5. Tattenhall – 52%

32%

AVERAGE
VOTER
TURNOUT

TOP 5 HIGHEST 'YES' VOTES

1. Winslow – 98%
2. Loxwood – 98%
3. Angmering – 97%
4. Kingston – 96%
5. Tattenhall – 96%

88%

AVERAGE
'YES' VOTE

TOTAL VOTES CAST: 65,880

COMMUNITIES AND AUTHORITIES

1,400

COMMUNITIES ARE
NEIGHBOURHOOD
PLANNING

TOP 5 AUTHORITIES FOR DESIGNATIONS

1. Herefordshire – 88
2. Cornwall – 49
3. Leeds – 33
4. Wiltshire – 29
5. Stratford on Avon - 26

6.1 million

PEOPLE IN ENGLAND LIVE
IN A DESIGNATED
NEIGHBOURHOOD AREA

TOP 5 AUTHORITIES FOR MADE PLANS

1. Arun – 10
2. Broadland – 2
3. Cheshire West & Chester – 2
4. Harborough – 2
5. South Oxon – 2
6. Wolverhampton - 2

TOTAL MADE PLANS AND ORDERS: 38

NEIGHBOURHOOD PLANS

LEAST POPULOUS AREAS WITH A PLAN*

1. Kingston - 625
2. St Eval - 628
3. Strumpshaw - 634
4. Anslow - 805
5. Billesdon - 901

£4,811,041

AWARDED TO
COMMUNITIES THROUGH
SUPPORT GRANTS

MOST POPULOUS AREAS WITH A PLAN*

1. Winsford – 31,000
2. Littlehampton – 27,000
3. Tettenhall – 23,000
4. Ascot – 18,000
5. Madeley – 17,600

340,000

PEOPLE LIVE IN A
COMMUNITY WITH A
PLAN*

TOTAL COMMUNITIES SUPPORTED: 920



of citizens think it is
important
for them personally
to feel they can
influence decisions
in their local area

Community Life Survey 2015/16



of citizens say they would
be **more supportive** of
house building if local
people were given greater
control and say over what
gets built

2016/17 Local Area Survey

To explore the range of policies that communities have developed to shape growth in their area, take a look at [The Power of Neighbourhood Planning](#).

*Refers to plans that have passed referendum

THE NATIONAL PICTURE: first 50 referendums

2013

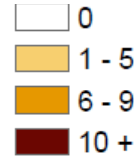
1. [Upper Eden](#) - Eden DC - **March**
2. [Exeter St James](#) (Exeter CC) **May**
3. [Thame](#) - South Oxfordshire DC - **May**
4. [Tattenhall](#) - Cheshire West & Chester DC - **Oct**
5. [Lynton & Lynmouth](#) - Exmoor NPA/North Devon DC - **Nov**
6. [Norland](#) - Kensington & Chelsea - **Dec**

2014

7. [Broughton Astley](#) - Harborough DC - **Jan**
8. [Cringford](#) - South Norfolk DC - **Jan**
9. [Sprowston](#) - Broadland DC - **March**
10. [Ascot & the Sunnings](#) - Windsor & Maidenhead - **March**
11. [Edith Weston](#) - Rutland CC - **April**
12. [Woodcote](#) - South Oxfordshire DC - **April**
13. [Arundel](#) - Arun DC - **April**
14. [Kirdford](#) - Chichester DC - **May**
15. [Strumpshaw](#) - Broadland DC - **May**
16. [Woburn Sands](#) - Milton Keynes - **May**
17. [Much Wenlock](#) - Shropshire - **May**
18. [Barnham & Eastergate](#) - Arun DC - **July**
19. [Felpham](#) - Arun DC - **July**
20. [Anslow](#) - East Staffordshire BC - **July**
21. [Uppingham](#) - Rutland CC - **July**
22. [Heathfield Park](#) - Wolverhampton CC - **July**
23. [Tettenhall](#) - Wolverhampton CC - **July**
24. [Cockermouth NDO](#) - Allerdale BC - **July**
25. [Cuckfield](#) - Mid Sussex DC - **July**
26. [Winslow](#) - Aylesbury Vale DC - **July**
27. [Loxwood](#) - Chichester DC - **July**
28. [Bembridge](#) - Isle of Wight - **July**
29. [Chaddesley Corbett](#) - Wyre Forest DC - **Sep**
30. [Billesdon](#) - Harborough DC - **Sep**
31. [Littlehampton](#) - Arun DC - **Oct**
32. [Bersted](#) - Arun DC - **Oct**
33. [Yapton](#) - Arun DC - **Oct**
34. [Winsford](#) - Cheshire West DC - **Oct**
35. [Worth](#) - Dover DC - **Nov**
36. [Malmesbury](#) - Wiltshire CC - **Nov**
37. [St Eval](#) - Cornwall CC - **Nov**
38. [Ferring](#) - Arun DC - **Dec**
39. [Ferring CRTB 1](#) - Arun DC - **Dec**
40. [Ferring CRTB 2](#) - Arun DC - **Dec**
41. [Ferring CRTB 3](#) - Arun DC - **Dec**
42. [Cerne Valley](#) - West Dorset DC - **Dec**
43. [Marsh Gibbon](#) - Aylesbury Vale DC - **Dec**


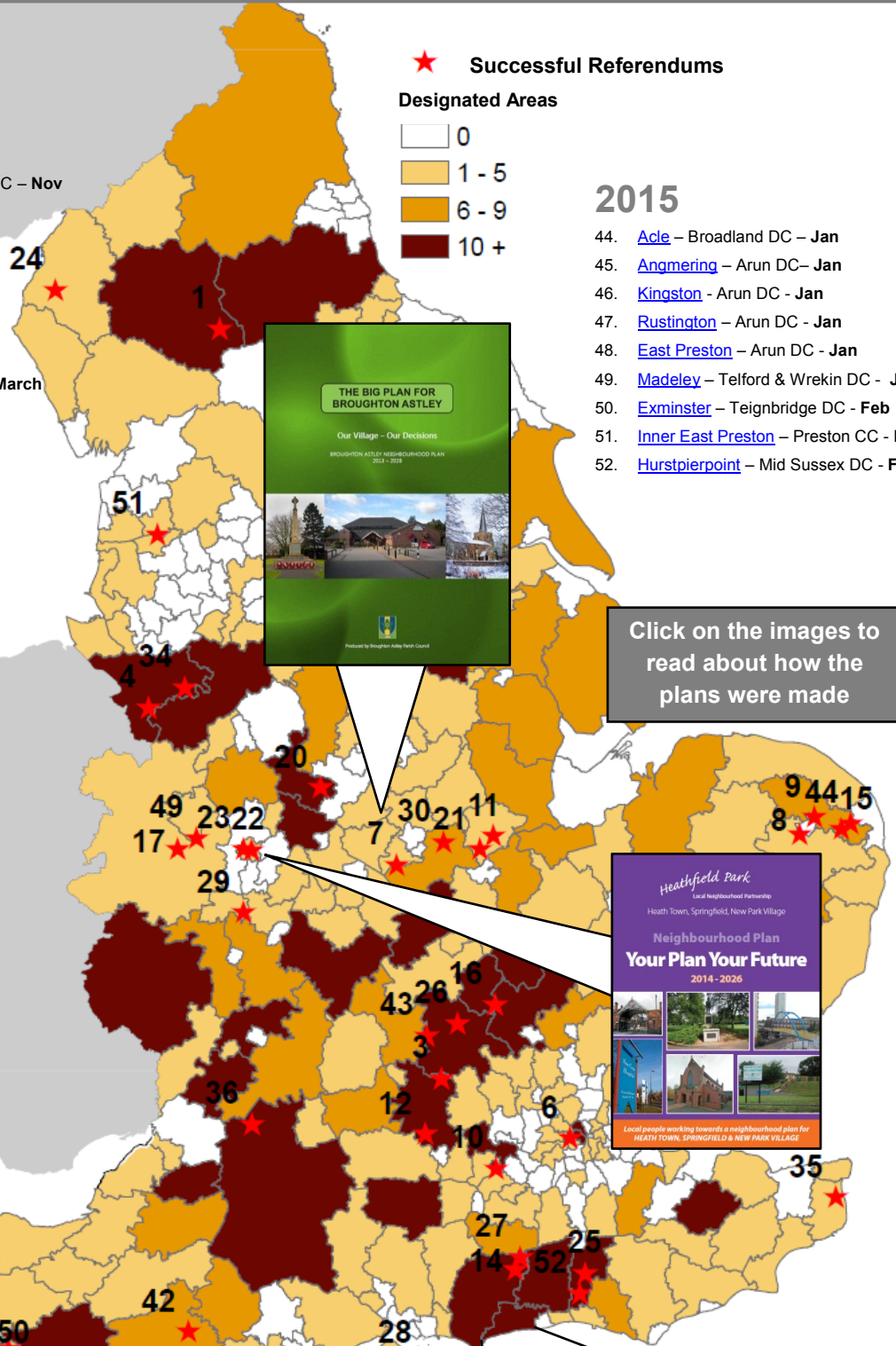
★ Successful Referendums

Designated Areas

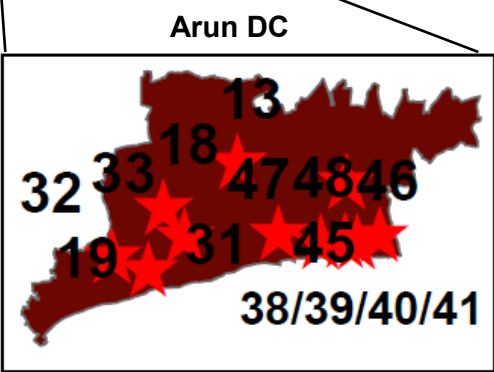




2015

44. [Acle](#) - Broadland DC - **Jan**
45. [Angmering](#) - Arun DC - **Jan**
46. [Kingston](#) - Arun DC - **Jan**
47. [Rustington](#) - Arun DC - **Jan**
48. [East Preston](#) - Arun DC - **Jan**
49. [Madeley](#) - Telford & Wrekin DC - **Jan**
50. [Exminster](#) - Teignbridge DC - **Feb**
51. [Inner East Preston](#) - Preston CC - **Feb**
52. [Hurstpierpoint](#) - Mid Sussex DC - **Feb**



Click on the images to read about how the plans were made



Coming up next
There are neighbourhood planning referendums in Backwell (North Somerset) and Newick (Lewes) on 26th February
5th March will see a record six referendums