

Statistical Release

Appeals for GCSE and A Level: Summer 2014 Exam Series

Contents

Key points	1
Introduction	2
Key statistics	4
Statistical analysis	5
Background notes	11
Glossary of terms	16
Appendix	17

Published:
19th March 2015

Alison Fisher
Head of Statistics

024 7671 6809
statistics@ofqual.gov.uk

Key points

This statistical release provides information on the number of appeals made against results for GCSEs and A levels in England, Wales, Northern Ireland, other UK regions and overseas during the summer 2014 exam series. An appeal is made at unit/component level and can be in relation to one or more candidates.

The key findings for this release are as follows.

- The number of appeals rose by 12 per cent in 2014, compared to 2013 (456 compared to 407).
- The increase in appeals is in the context of an 11 per cent increase in GCSE and A level entries.
- Only 29 appeals progressed to stage 2 in 2014. This represents 6 per cent of all appeals made.
- In 2014, just over 3 per cent (218) of the 6,283 qualification grades involved in appeals were changed. This compares to 5,140 qualification grades in 2013, of which just under 3 per cent (142) were changed.
- Ninety-six per cent of all appeals were completed within the target timeline of 50 working days, from the initial receipt of the appeal.
- There have been changes to the structure of qualifications, for example GCSEs in England are now linear. This means that there are limitations on any conclusions that can be drawn about year-on-year changes.

Introduction

This statistical release, published on behalf of the qualifications regulators for England, Wales and Northern Ireland, presents data on appeals made to exam boards for the summer 2014 GCSE and A level¹ exam series.

If a school or college is concerned about the accuracy of a candidate's result, it can ask the exam board to investigate the marking. This is known as an enquiry about result. A bulletin called *Enquiries about Results for GCSE and A Level: Summer 2014 Exam Series* was published in December 2014.²

If a school or college has gone through the enquiries about results process and is dissatisfied with the outcome, it can make an appeal to the exam board. Further information on appeals can be found in the background notes on page 11.

Five exam boards offer GCSE and A level qualifications in England, Wales and Northern Ireland:

- AQA
- Council for the Curriculum, Examinations and Assessment (CCEA)
- Oxford Cambridge and RSA Examinations (OCR)
- Pearson
- WJEC.

From 2011 to 2013, International Curriculum and Assessment Agency (Examinations) (ICAA(E)) also offered GCSEs.

This statistical release:

- gives data for the five exam boards in terms of the two stages for appeals – stage 1 (a review by a senior member of the exam board), and stage 2 (a presentation of the case to an appeals panel);

¹ In this release, AS figures are included in the figures reported for A level since AS units are a subset of the A level qualification.

² www.gov.uk/government/uploads/system/uploads/attachment_data/file/386109/enquiries-about-results-for-gcse-and-a-level-summer-2014-exam-series.pdf

- gives data on the number of appeals received, the number resulting in qualification grade changes, and the performance of the exam boards in meeting agreed timelines.

All the tables referred to in the text are provided in the appendix.

A glossary of terms is available on page 16 to help you interpret this release.

Key statistics

A school or college must make an appeal within two weeks of receiving the outcome of the enquiry about results if dissatisfied with the outcome. An appeal is made at unit/component level and can be in relation to one or more candidates.

There were 456 appeals made against GCSE and A level results in 2014; an increase of 12 per cent from 2013, when there were 407 (see below and table 2 in the appendix).

Forty-four of the summer 2014 appeals resulted in changes to candidates' grades, compared with 37 in 2013.

Year	Appeals	The number of appeals resulting in changes to candidates' grades	% of appeals that resulted in grade changes
2012	493	62	13%
2013	407	37	9%
2014	456	44	10%

Note: The number of appeals resulting in changes to candidates' grades is not the same as the total number of qualification grade changes, because an appeal may involve more than one candidate.

Each appeal may refer to more than one qualification grade. There were 6,283 candidates' qualification grades involved in the 456 appeals from summer 2014. Following the appeals, 218 grades (just over 3 per cent) were changed. In 2013, 5,140 candidates' qualification grades were involved in the 407 appeals, of which 142 (just under 3 per cent) were changed.

Year	Number of appeals for GCSE and A level	Total number of qualification grades challenged at appeal	Total number of qualification grade changes	% of qualification grades challenged resulting in a change
2013	407	5,140	142	2.8%
2014	456	6,283	218	3.5%

Note: Data on the number of qualification grades challenged were not collected prior to 2013.

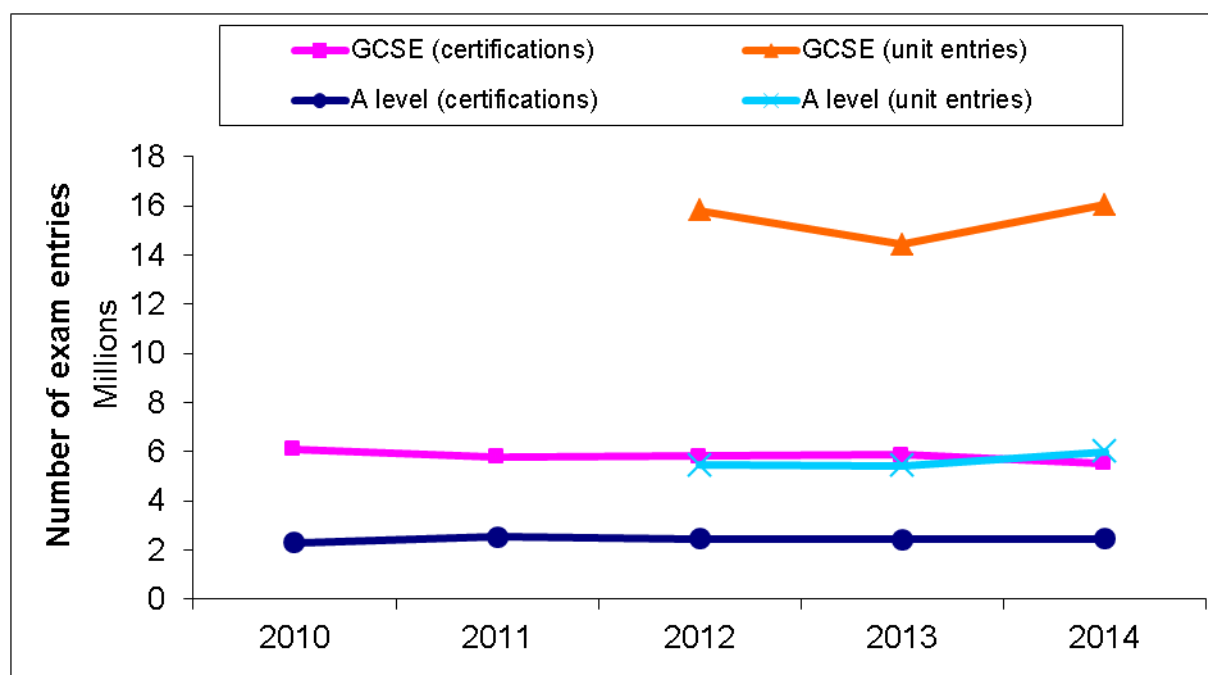
The data show that 0.0027 per cent of the 7.9 million qualification grades certificated in summer 2014 were changed as a result of an appeal.

Statistical analysis

Certifications and entries

In the summer 2014 exam series, more than 2.4 million AS and A level certifications³ and over 5.5 million GCSE certifications were made in England, Wales and Northern Ireland, other UK regions and overseas.⁴ The number of GCSE and A level certifications has remained fairly constant over the past 5 years (see figure 1).

Figure 1: Total entries for GCSE and A level, summer exam series, 2010–14



A unit entry is a candidate registering to take a single unit of assessment for a GCSE or A level qualification (for example, an exam or other form of assessment). For linear specifications, units are often referred to as ‘components’. The number of individual unit entries in summer 2014 was higher than in previous years, as a result of changes to the qualifications.

There were 16 million GCSE unit entries in summer 2014, an increase of 11 per cent from 2013. The recent return to linear assessments⁵ for GCSEs in England will have contributed to this increase (see table 1 and figure 1).

There were 6 million A level unit entries in summer 2014, up 11 per cent from 2013. From 2014, there were no January assessments for AS or A level in England. This

³ A certification is a formal acknowledgement of a candidate’s achievement.

⁴ These figures include applied subjects.

⁵ Linear assessments are exams taken at the end of the period of study.

means that entries that previously would have been made in January are likely to be made in the summer, leading to the large rise in entries.

These changes mean that there are limitations to any conclusions that can be drawn about year-on-year changes.

Stage 1 and 2 appeals

There are two stages in the appeals process:

- Stage 1 is a review of the case by a senior member of the exam board who has not been involved previously with the particular case.
- Stage 2 is a presentation of the case to an appeals panel.

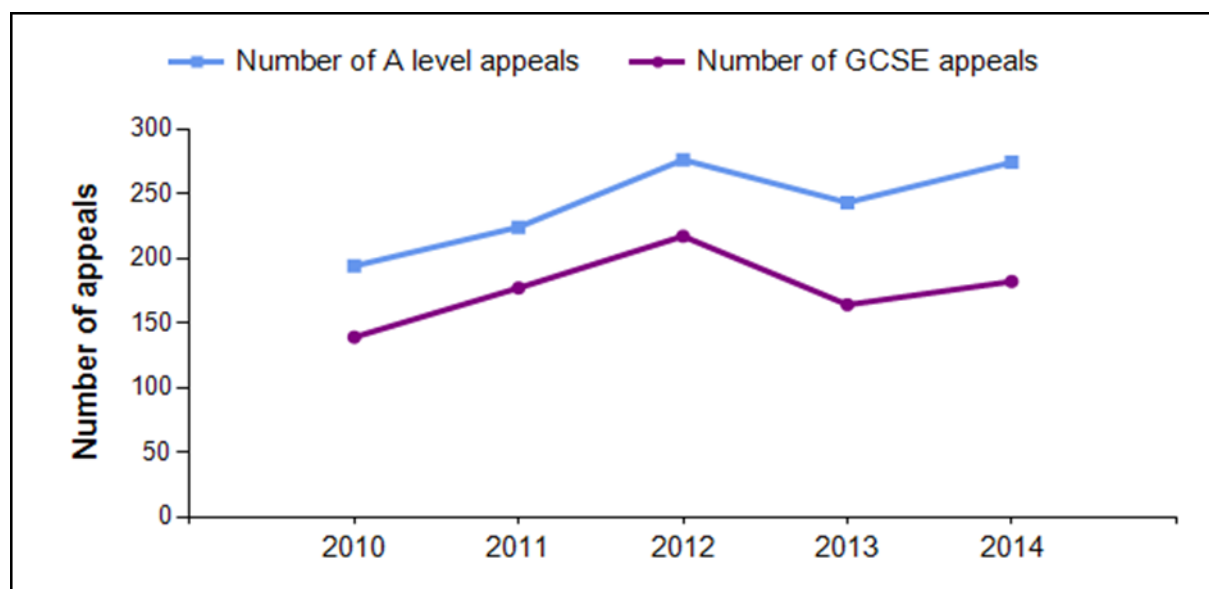
A school or college can take the appeal to stage 2 only after going through stage 1. The majority of appeals occur when a candidate completes a qualification, though there may be some appeals involving candidates who are not certificating.

The number of appeals for GCSEs and A levels in 2014 is shown below

	GCSE appeals	A level appeals	GCSE appeals resulting in at least one grade change	A level appeals resulting in at least one grade change
Stage 1 (review)	182	274	19	25
Stage 2 (appeals panel)	8	21	0	0

The number of GCSE and A level appeals increased in summer 2014 compared with 2013. GCSE appeals went from 164 in 2013, to 182 this year. A level appeals went from 243 in 2013, to 274 this year (see figure 2, table 2 and table 3).

Figure 2: Number of appeals for GCSE and A level, summer exam series, 2010–14

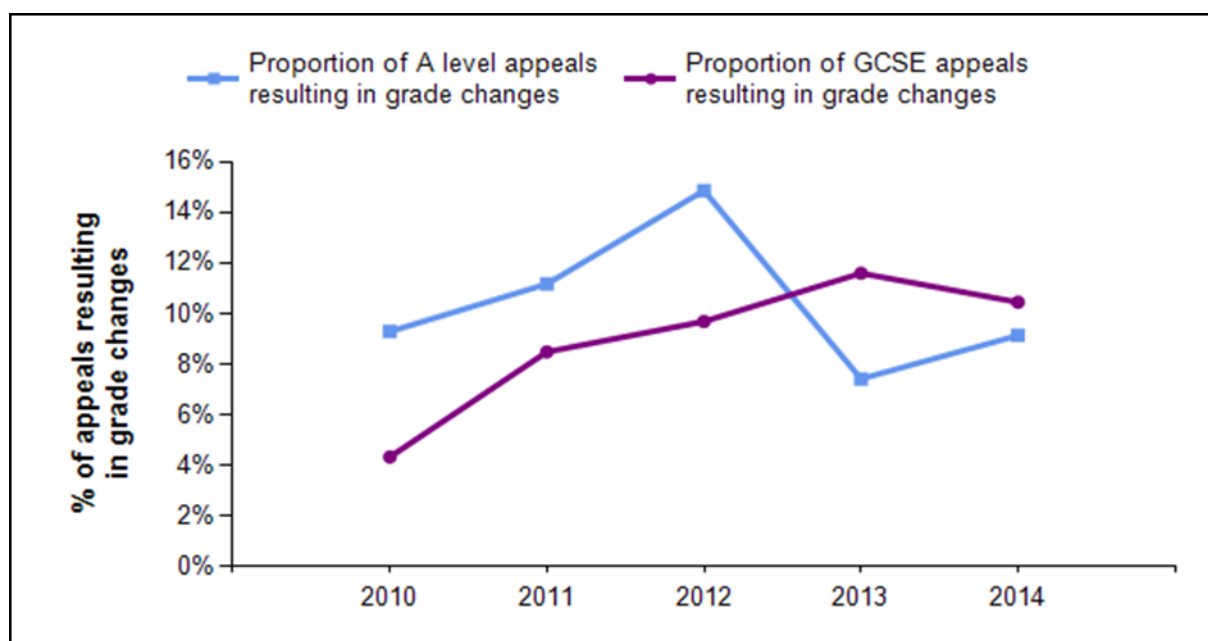


The proportion of GCSE appeals that resulted in changes to qualification grades, went from 12 per cent in 2013 to 10 per cent in 2014 (see figure 3 and table 2).

For A level, the proportion of appeals that resulted in changes to qualification grades went from 7 per cent in summer 2013 to 9 per cent in summer 2014 (see figure 3 and table 2).

Any comparisons over time should be treated with caution, as the numbers are small and structural changes have recently been made to the qualifications.

Figure 3: Proportion of appeals resulting in grade changes, summer exam series, 2010–14



Of the 456 stage 1 appeals in 2014, 29 progressed to stage 2. The majority of appeals were dealt with at stage 1, with just 6 per cent progressing to stage 2, down slightly on the previous two years when it was 8 per cent (see table 3).

There were no qualification grade changes from appeals that progressed to stage 2 in 2014. This is consistent with 2013.

Candidate-level analysis

It is important to remember that each appeal may involve multiple candidates grouped into one appeal case. As previously stated, the 456 GCSE and A level appeal cases from the summer 2014 exam series involved 6,283 candidates' qualification grades.

For GCSE, there were 4,712 candidate qualification grades involved in 182 appeals, from the summer 2014 exam series. Four per cent (189) of those qualification grades were changed. In 2013, there were 3,551 candidates' qualification grades involved in 164 GCSE appeals, of which just over 3 per cent (116) were changed.

For A level, there were 1,571 candidate qualification grades involved in 274 appeals, from the summer 2014 exam series. Of these, 2 per cent (29) of grades were changed. In 2013, there were 1,589 candidate qualification grades involved in 243 appeals, of which, 2 per cent (26) were changed. This information is shown below and in tables 3–6.

Year	Number of appeals		Total number of qualification grades challenged		Total number of qualification grade changes		% of qualification grades challenged resulting in a change	
	GCSE	A level	GCSE	A level	GCSE	A level	GCSE	A level
2013	164	243	3,551	1,589	116	26	3.3%	1.6%
2014	182	274	4,712	1,571	189	29	4.0%	1.8%

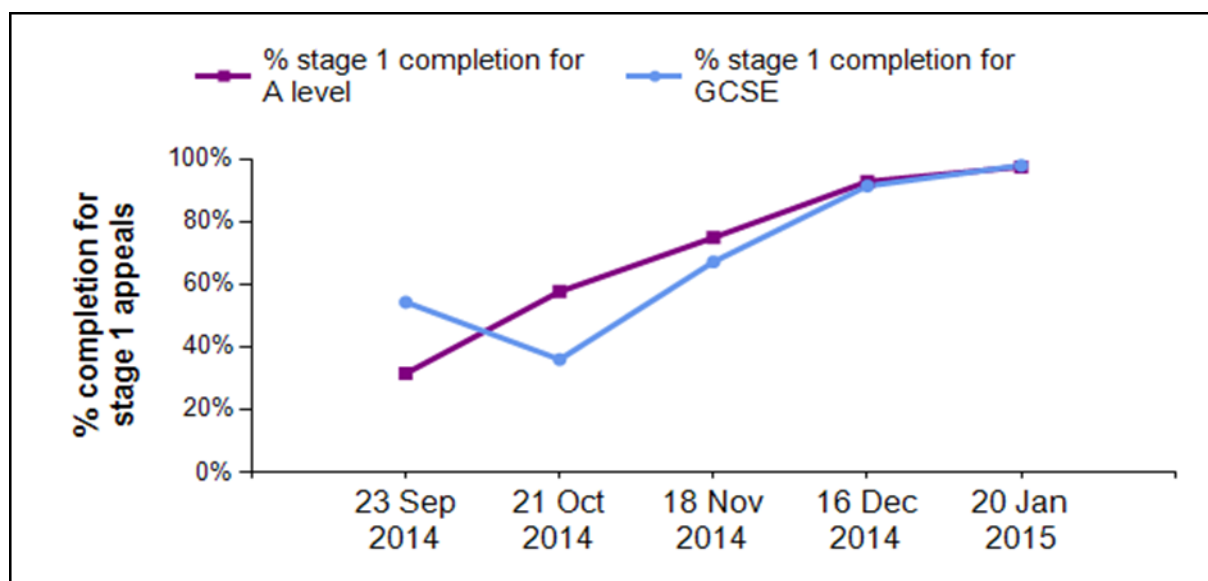
Time taken to complete appeals

The *GCSE, GCE, Principal Learning and Project Code of Practice*⁶ states that exam boards should process appeals and, if appropriate, conduct a formal appeals hearing and send a decision letter within 50 working days of the original request for an appeal. All of the stage 1 appeals have now been completed. The majority, 98 per cent, were completed within 50 working days from the initial receipt of the appeal. Nine stage 1 appeals exceeded the target timeline.

It will usually take longer to complete an appeal that progresses to stage 2, as a formal hearing has to be scheduled. Delays can occur due to limited availability of the parties required to be at the hearings. Of the 29 appeals that progressed to stage 2, 62 per cent (18) were completed within 50 days of receipt. Five appeals were still in progress at the time of writing and six appeals were completed, but not within the target timeline of 50 days.

Following the summer 2014 exam series, 50 per cent of stage 1 appeals were completed by mid-October. By mid-November, this had risen to 72 per cent, with 92 per cent completed by mid-December (see figure 4 and table 7).

Figure 4: Percentage completion of stage 1 appeals for GCSE and A level, summer 2014 exam series



Note: The decline in the completion rate for GCSE from September to October was due to an increase in the number of new appeals being made in this period.

⁶ www.gov.uk/government/uploads/system/uploads/attachment_data/file/371268/2011-05-27-code-of-practice.pdf

Background notes

In this release, Ofqual presents data on the number of appeals made for GCSEs and A levels, the number of certificates issued for these qualifications and the number of entries. The data covers England, Wales, Northern Ireland, other UK regions and overseas.

The post-results process

Enquiries about results

Every year, the GCSE and A level exam boards publish information and guidance for schools and colleges on the post-results services following exams and the issue of results.

Exam boards issue results for summer exams in August. If a school or college is concerned about the accuracy of a candidate's result, it can ask the exam board to investigate the marking. This is known as an enquiry about result.

Appeals

If a school or college has gone through the enquiries about results process and is dissatisfied with the outcome, it can make an appeal to the exam board. An appeal can be in relation to the grades of one or more candidates, if they are all thought to be affected by the same issue. Appeals are usually made about the results of assessments or in regard to the exam boards processes. Appeals can also be made in relation to decisions made about malpractice, or in regard to access arrangements and special consideration.

A school or college must make an appeal within two calendar weeks of receiving the outcome of the enquiry about results.

There are two stages in the appeals process with the exam boards:

- Stage 1 is a review of the case by a senior member of the exam board who has not been involved previously with the particular case.
- Stage 2 is a presentation of the case to an appeals panel. The exam board convenes the panel. It will comprise at least three members, one of whom must be independent (that means someone who is not, and has not been, a member of the board or committees, or an employee or examiner at the exam board, at any time during the previous five years). A school or college can take the appeal to stage 2 only after going through stage 1.

Both stages should usually be completed within 50 working days of the appeal being lodged with the exam board. In some cases, appeals are not resolved until after 50 days from the initial receipt of the appeal to allow a fair appeal hearing with appropriate evidence, and for individuals to be present from both the school or college and the exam board.

The Examination Procedures Review Service

If a school or college is still dissatisfied with the outcome following an appeal, it can apply to the Examination Procedures Review Service within three weeks of receiving the outcome from the exam board. The Examination Procedures Review Service is carried out by Ofqual. This work was previously carried out by the Examinations Appeals Board.

Ofqual will review each application and arrange a review hearing if appropriate. Ofqual will look at whether the exam board has followed the appropriate procedures and used them properly and fairly. Where there is a strong case and Ofqual is not confident that the published results are appropriate, the exam board will be asked to reconsider the case. An observer may be appointed to monitor the reconsideration of a case. Otherwise, the original decision of the exam board will be upheld. Where appropriate, Ofqual can offer wider recommendations to exam boards or other regulatory authorities.

You can find further details of the Examination Procedures Review Service on Ofqual's website.⁷

⁷ www.gov.uk/appeal-exam-results-for-schools-colleges-and-private-candidates

Data source

Exam boards provide the data for the GCSEs and A levels that they have awarded in England, Wales and Northern Ireland. Data also include other UK regions such as the Isle of Man and overseas entries.

Limitations of data

There is potential for error in the information provided by exam boards, therefore, Ofqual cannot guarantee that the information received is correct. Ofqual compares the data over time and checks for systematic issues. Summary data are sent back to exam boards for checking and confirmation.

Quality assurance procedures are carried out, as explained in the *Quality Assurance Framework for Statistical Publications*⁸ and the *Data Audit Framework – Statistical Information*,⁹ to ensure the accuracy of the data, and where necessary, opportunity to challenge or question it. Ofqual continuously manages this process by:

- ensuring that data providers are clear about what is required of them – a process helped by ensuring that providers are fully consulted during the initial design and any subsequent change phases;
- reminding all providers (if appropriate) that, as a condition of them being regulated, all data must be completely accurate;
- being alert to unexpected changes in the data submitted by comparing individual returns over time from the same provider;
- actively challenging any unexpected results with the data providers;
- having a proportionate data auditing framework in place, allowing for auditing of providers' information collection, collation and delivery processes as necessary, using a wide range of tools from questionnaires to on-site process audits.

Publication might be deferred if the statistics are not considered fit for purpose.

Comparisons in this statistical release are made with data from the previous five years, where available.

⁸ https://www.gov.uk/government/uploads/system/uploads/attachment_data/file/387637/2014-12-16-quality-assurance-framework-for-statistical_publications.pdf

⁹ www.gov.uk/government/uploads/system/uploads/attachment_data/file/382776/2014-09-30-data-audit-framework-statistical-information.pdf

Geographical coverage

In this statistical release, Ofqual presents data on enquiries about results for all GCSEs and A levels. The majority of GCSEs and A levels are taken in England, Wales and Northern Ireland. However, this release does include other UK regions and overseas.

Revisions

Once published, data are not usually subject to revision, although subsequent releases might be revised to insert late data or to correct an error. Ofqual's *Corrections and Revisions Policy for Official Statistics*¹⁰ is available online.

No figures have been revised in this statistical release.

Completeness of the data

The exam boards send data to Ofqual annually. Any provider that does not return a complete set of data within the collection period is contacted to make sure that the data are as complete as possible. For this statistical release, Ofqual received data from all the exam boards.

Confidentiality and rounding

To ensure confidentiality of the published accompanying data, and for ease of use, some of the figures have been rounded. The figures in table 1 have been rounded to the nearest 50. In tables 5 and 6, the figures for enquiries have been rounded to the nearest 50. Ofqual's *Statement on Confidentiality*¹¹ and *Rounding Policy*¹² are available online.

Users of these statistics

The statistics in this release are of particular interest to the qualifications regulators for England, Wales and Northern Ireland, and the Department for Education. The regulators use these statistics to ensure that GCSEs and A levels are fit for purpose and meet expected standards. Central government officials use the statistics for policy implementation and ministerial briefings.

¹⁰ https://www.gov.uk/government/uploads/system/uploads/attachment_data/file/380965/2014-02-14-corrections-revisions-policy-for-official-statistics.pdf

¹¹ www.gov.uk/government/uploads/system/uploads/attachment_data/file/380973/2014-02-14-statement-on-confidentiality.pdf

¹² www.gov.uk/government/uploads/system/uploads/attachment_data/file/380971/2014-02-14-rounding-policy.pdf

Related statistics and publications

A number of other statistical releases and publications relate to this one:

- *Statistical Release: Enquiries about Results for GCSE and A Level: Summer 2014 Exam Series*,¹³ published by Ofqual.
- *Statistical First Release: Revised GCSE and Equivalent Results in England, 2013 to 2014*,¹⁴ published by the Department for Education, covers students' achievements in GCSEs and the equivalent regulated qualifications in schools at the end of Key Stage 4.
- *Statistical First Release: A Level and other Level 3 Results 2013/14 (Revised)*,¹⁵ published by the Department for Education, provides information on achievements in advanced level examinations.

Useful information

A glossary of terms is available on page 16 to help you interpret this release.

You can find the publication schedule for the next releases on Ofqual's website.¹⁶

User feedback

Ofqual is running a rolling series of online surveys to make sure its statistical releases meet your needs.

Ofqual would like to invite you to take part in the online survey for this release.

<http://surveys.ofqual.gov.uk/s3/Appeals>

It will take about ten minutes to complete the online survey. Your responses will remain entirely confidential in any reports published about the survey.

If you have any questions or would prefer a paper or large-type copy of the survey, please contact us at: statistics@ofqual.gov.uk.

¹³ www.gov.uk/government/uploads/system/uploads/attachment_data/file/386109/enquiries-about-results-for-gcse-and-a-level-summer-2014-exam-series.pdf

¹⁴ www.gov.uk/government/statistics/revised-gcse-and-equivalent-results-in-england-2013-to-2014

¹⁵ www.gov.uk/government/statistics/a-level-and-other-level-3-results-2013-to-2014-revised

¹⁶ www.gov.uk/government/statistics/announcements

Glossary of terms

A levels – also known as General Certificates of Education, are available as advanced level qualifications (A levels) and advanced subsidiary (AS). They are the main qualifications that young people use to gain entry to university.

Appeal – A process through which an exam board may be challenged on the outcome of an enquiry about results, or where appropriate, other procedural decisions affecting a centre or individual candidates.

Certificate/certification – a formal acknowledgement of a student's achievement.

GCSEs – General Certificates of Secondary Education are the main school-leaving qualifications in England, Wales and Northern Ireland. They are available in a range of subjects and can be studied alongside other qualifications. They are generally sat by 15- to 18-year-olds in schools and colleges, but are open to anyone who wishes to gain a qualification.

Appendix

Table 1	Total entries for GCSE and A level, summer exam series, 2010–14
Table 2	Appeals that resulted in a grade change for GCSE and A level, summer exam series, 2010–14
Table 3	Appeals for GCSE and A level by appeal type, summer exam series, 2010–14
Table 4	Total appeals by exam board for GCSE and A level, summer exam series, 2010–14
Table 5	Grades challenged through enquiries and appeals by exam board for GCSE, summer exam series, 2010–14
Table 6	Grades challenged through enquiries and appeals by exam board for A level, summer exam series, 2010–14
Table 7	Percentage completion within deadline for stage 1 appeals, for GCSE and A level, summer exam series, 2012–14

Table 1: Total entries for GCSE and A level, summer exam series, 2010–14

England, Wales, Northern Ireland, other UK regions and overseas								
	Year	AQA	Pearson	OCR	CCEA	WJEC	ICAA(E)	Total
GCSE (certifications)	2010	2,708,050	1,355,550	1,256,400	174,250	602,150		6,096,400
	2011	2,552,650	1,377,650	1,059,350	149,300	622,550	16,200	5,777,700
	2012	2,513,350	1,435,000	1,053,650	141,050	677,150	1,950	5,822,100
	2013	2,529,150	1,570,150	950,050	136,000	685,850	850	5,872,050
	2014	2,314,900	1,546,650	857,550	144,100	665,550		5,528,750
A level (certifications)	2010	944,700	518,250	596,050	57,450	182,450		2,298,900
	2011	1,048,050	581,650	630,600	54,700	199,050		2,514,050
	2012	1,013,350	585,150	588,550	63,050	197,400		2,447,500
	2013	1,008,250	586,400	569,100	63,650	197,000		2,424,450
	2014	1,027,950	592,350	548,450	65,500	206,300		2,440,550
Total certifications	2010	3,652,750	1,873,800	1,852,500	231,650	784,650		8,395,300
	2011	3,600,700	1,959,300	1,690,000	204,000	821,600	16,200	8,291,700
	2012	3,526,700	2,020,150	1,642,200	204,100	874,550	1,950	8,269,650
	2013	3,537,400	2,156,550	1,519,150	199,700	882,850	850	8,296,500
	2014	3,342,850	2,139,000	1,406,000	209,600	871,850		7,969,300
GCSE (entries)	2012	6,897,000	3,695,450	2,938,150	335,500	1,942,450	1,950	15,810,450
	2013	6,532,250	3,081,000	2,433,700	424,050	1,943,450	850	14,415,300
	2014	6,712,050	3,752,550	2,799,000	423,450	2,353,150		16,040,200
A level (entries)	2012	2,075,650	1,464,800	1,333,500	144,700	423,200	0	5,441,800
	2013	2,072,700	1,459,600	1,311,500	147,100	424,350	0	5,415,300
	2014	2,389,950	1,542,650	1,436,400	157,500	473,500		6,000,000
Total entries	2012	8,972,600	5,160,250	4,271,650	480,200	2,365,650	1,950	21,252,250
	2013	8,605,000	4,540,600	3,745,200	571,150	2,367,800	850	19,830,600
	2014	9,102,000	5,295,200	4,235,400	580,950	2,826,650		22,040,150

Notes:

1. Data are supplied by exam boards.
2. All figures are rounded to the nearest 50. Figures have been rounded independently so may not add up to the total.
3. ICAA(E) offered GCSEs from 2011 to 2013, so have no figures for 2010 and 2014.
4. Entry figures were collected differently in 2010 and 2011, which is why entry data prior to 2012 are not included.

Table 2: Appeals that resulted in a grade change for GCSE and A level, summer exam series, 2010–14

England, Wales, Northern Ireland, other UK regions and overseas

	Year	Total number of appeals received	Number of appeals resulting in qualification grade changes			
			Stage 1	Stage 2	Total	%
GCSE	2010	139	6	0	6	4%
	2011	177	12	3	15	8%
	2012	217	21	0	21	10%
	2013	164	19	0	19	12%
	2014	182	19	0	19	10%
A level	2010	194	18	0	18	9%
	2011	224	22	3	25	11%
	2012	276	40	1	41	15%
	2013	243	18	0	18	7%
	2014	274	25	0	25	9%
Total	2010	333	24	0	24	7%
	2011	401	34	6	40	10%
	2012	493	61	1	62	13%
	2013	407	37	0	37	9%
	2014	456	44	0	44	10%

Note:

1. Data are supplied by exam boards.

Table 3: Appeals for GCSE and A level by appeal type, summer exam series, 2010–14

England, Wales, Northern Ireland, other UK regions and overseas

Number of appeals									
	Year	Stage 1 appeals received	Stage 1 appeals completed within 50 days of receipt	% of stage 1 appeals completed within 50 days of receipt	Appeals progressing to stage 2	Stage 2 appeals completed within 50 days of receipt	Stage 2 appeals still in progress or exceeded 50 working days	% of stage 2 appeals completed within 50 days of receipt	% of all appeals completed within 50 days of receipt
GCSE	2010	139	-	-	11	11	0	100%	-
	2011	177	-	-	16	9	7	56%	-
	2012	217	-	-	19	13	6	68%	-
	2013	164	-	-	14	11	3	79%	-
	2014	182	179	98%	8	4	4	50%	96%
A level	2010	194	-	-	18	17	1	94%	-
	2011	224	-	-	24	19	5	79%	-
	2012	276	-	-	22	17	5	77%	-
	2013	243	-	-	18	14	4	78%	-
	2014	274	268	98%	21	14	7	67%	96%
Total	2010	333	-	-	29	28	1	97%	-
	2011	401	-	-	40	28	12	70%	-
	2012	493	-	-	41	30	11	73%	-
	2013	407	-	-	32	25	7	78%	-
	2014	456	447	98%	29	18	11	62%	96%

Notes:

1. Data are supplied by exam boards.
2. - signifies data not previously collected.
3. Some stage 2 appeals that are still in progress may be completed within the 50 working day target timeline.

Table 4: Total appeals by exam board for GCSE and A level, summer exam series, 2010–14

England, Wales, Northern Ireland, other UK regions and overseas

GCSE					A level		
	Year	Stage 1 appeals received	Appeals progressing to stage 2	Number of appeals that resulted in changes to candidates' qualification grades	Stage 1 appeals received	Appeals progressing to stage 2	Number of appeals that resulted in changes to candidates' qualification grades
AQA	2010	33	4	2	27	8	2
	2011	51	9	1	29	9	0
	2012	56	14	2	30	6	2
	2013	41	11	5	54	4	3
	2014	53	3	8	67	8	3
Pearson	2010	62	1	3	103	6	12
	2011	88	4	3	111	6	11
	2012	105	1	14	147	6	20
	2013	72	2	3	98	5	1
	2014	52	2	1	84	4	2
OCR	2010	39	6	0	57	4	2
	2011	30	3	7	73	9	9
	2012	33	4	1	80	10	11
	2013	19	1	2	71	8	11
	2014	39	3	6	81	7	11
CCEA	2010	5	0	1	7	0	2
	2011	7	0	4	9	0	3
	2012	11	0	3	16	0	8
	2013	10	0	3	17	1	3
	2014	12	0	0	21	1	7
WJEC	2010	0	0	0	0	0	0
	2011	1	0	0	2	0	2
	2012	12	0	1	3	0	0
	2013	22	0	6	3	0	0
	2014	26	0	4	21	1	2
ICAA(E)	2011	0	0	0			0
	2012	0	0	0			0
Total	2010	139	11	6	194	18	18
	2011	177	16	15	224	24	25
	2012	217	19	21	276	22	41
	2013	164	14	19	243	18	18
	2014	182	8	19	274	21	25

Notes:

1. Data are supplied by exam boards.
2. Grades may go up or down following an appeal.
3. ICAA(E) did not offer A levels, so no figures are shown in this part of the table.

Table 5: Grades challenged through enquiries and appeals by exam board for GCSE, summer exam series, 2010–14

England, Wales, Northern Ireland, other UK regions and overseas

	Year	Total grades challenged through enquiries	Total candidate grades challenged at appeal	Total qualification grade changes at appeal
AQA	2010	57,100	-	-
	2011	74,200	-	-
	2012	93,300	-	-
	2013	106,850	1,448	27
	2014	125,350	2,595	142
Pearson	2010	33,400	-	-
	2011	46,450	-	-
	2012	51,450	-	-
	2013	61,650	1,719	19
	2014	84,450	1,224	37
OCR	2010	29,350	-	-
	2011	29,200	-	-
	2012	37,200	-	-
	2013	37,250	149	20
	2014	48,700	586	6
CCEA	2010	4,250	-	-
	2011	2,950	-	-
	2012	3,900	-	-
	2013	4,700	10	3
	2014	4,400	12	0
WJEC	2010	6,400	-	-
	2011	7,100	-	-
	2012	21,700	-	-
	2013	23,550	225	47
	2014	29,450	295	4
ICAA(E)	2011	150	0	0
	2012	0	0	0
	2013	0	0	
Total	2010	130,450	-	-
	2011	160,100	-	-
	2012	207,600	-	-
	2013	234,050	3,551	116
	2014	292,350	4,712	189

Notes:

1. Data are supplied by exam boards.
2. - signifies data not previously collected.
3. Grades may go up or down following an appeal.
4. The figures for grades challenged through enquiries have been rounded to the nearest 50. Figures have been rounded independently so may not add up to the total.

Table 6: Grades challenged through enquiries and appeals by exam board for A level, summer exam series, 2010–14

England, Wales, Northern Ireland, other UK regions and overseas

	Year	Total grades challenged through enquiries	Total candidate grades challenged at appeal	Total qualification grade changes at appeal
AQA	2010	25,050	-	-
	2011	29,050	-	-
	2012	33,500	-	-
	2013	39,400	385	5
	2014	51,650	488	7
Pearson	2010	13,300	-	-
	2011	20,000	-	-
	2012	20,250	-	-
	2013	22,600	580	1
	2014	27,500	349	2
OCR	2010	16,300	-	-
	2011	18,550	-	-
	2012	21,800	-	-
	2013	25,650	598	17
	2014	31,800	657	11
CCEA	2010	1,900	-	-
	2011	2,250	-	-
	2012	3,050	-	-
	2013	2,600	17	3
	2014	3,300	31	7
WJEC	2010	2,950	-	-
	2011	3,600	-	-
	2012	4,950	-	-
	2013	5,500	9	0
	2014	8,250	46	2
Total	2010	59,500	-	-
	2011	73,450	-	-
	2012	83,500	-	-
	2013	95,750	1,589	26
	2014	122,500	1,571	29

Notes:

1. Data are supplied by exam boards.
2. - signifies data not previously collected.
3. Grades may go up or down following an appeal.
4. The figures for grades challenged through enquiries have been rounded to the nearest 50. Figures have been rounded independently, so may not add up to the total.

Table 7: Percentage completion within deadline for stage 1 appeals, for GCSE and A level, summer exam series, 2012–14

England, Wales, Northern Ireland, other UK regions and overseas

		Sep		Oct		Nov		Dec		Jan	
	Year	Stage 1 appeals	% completed	Stage 1 appeals	% completed	Stage 1 appeals	% completed	Stage 1 appeals	% completed	Stage 1 appeals	% completed
GCSE	2012	18	33%	139	42%	203	80%	207	96%	218	99%
	2013	34	50%	115	39%	149	76%	160	95%	161	99%
	2014	24	54%	106	36%	167	67%	184	91%	186	98%
A level	2012	95	23%	225	52%	267	79%	273	97%	274	99%
	2013	65	20%	176	49%	230	72%	242	90%	244	93%
	2014	86	31%	205	58%	262	75%	274	93%	274	97%
Total	2012	113	25%	364	49%	470	79%	480	96%	492	99%
	2013	99	30%	291	45%	379	74%	402	92%	405	95%
	2014	110	36%	311	50%	429	72%	458	92%	460	98%

Note:

1. Data are supplied by exam boards.

We wish to make our publications widely accessible. Please contact us at publications@ofqual.gov.uk if you have any specific accessibility requirements.



© Crown copyright 2015

This publication is licensed under the terms of the Open Government Licence v3.0 except where otherwise stated. To view this licence, visit <http://nationalarchives.gov.uk/doc/open-government-licence/version/3> or write to the Information Policy Team, The National Archives, Kew, London TW9 4DU, or email: publications@ofqual.gov.uk.

Where we have identified any third party copyright information you will need to obtain permission from the copyright holders concerned.

This publication is available at www.gov.uk/ofqual.

Any enquiries regarding this publication should be sent to us at:

Office of Qualifications and Examinations Regulation

Spring Place
Coventry Business Park
Herald Avenue
Coventry CV5 6UB

2nd Floor
Glendinning House
6 Murray Street
Belfast BT1 6DN

Telephone 0300 303 3344
Textphone 0300 303 3345
Helpline 0300 303 3346