

# Statistics on Women and the Criminal Justice System



Female  
Male

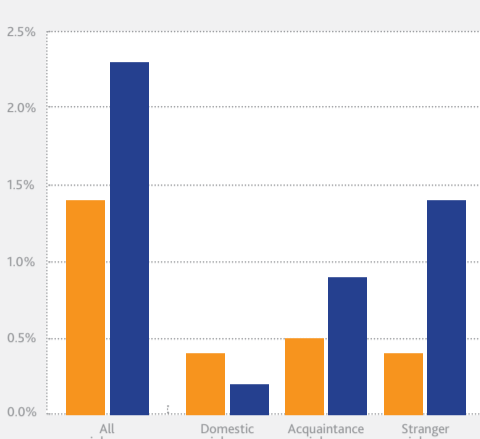
## Victims

Victims of personal crime, 2013/14.



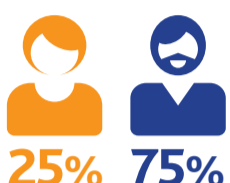
## Violence

Proportion of adults who reported being a victim of violence by type and sex, 2013/14.



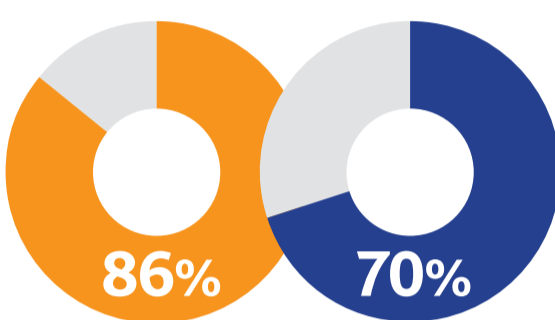
## Defendants

The majority of court proceedings and convictions are made up of males, with 75% being male in 2013.



## Summary offences

Summary offence convictions as a proportion of all convictions, 2013.



## TV licence evasion

Television licence evasion made up:

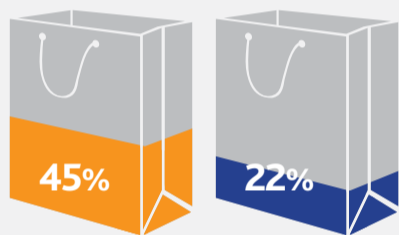
36% of female prosecutions in 2013, compared to only 5% of prosecutions for males.



## Indictable offences

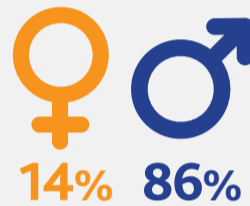
### Shoplifting

Shoplifting convictions as a proportion of all indictable convictions, 2013.



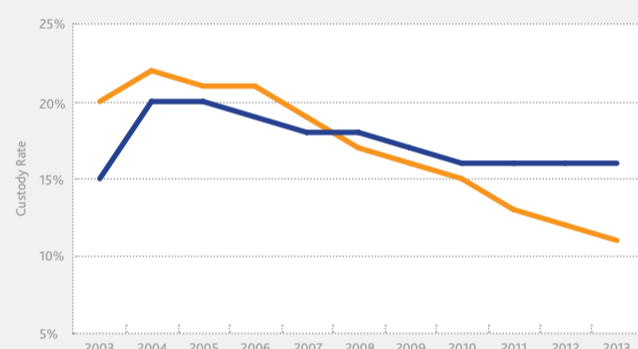
### Convictions for indictable offences, 2013

14% of convictions for indictable offences were for females.



### Drug offences

Custody rate for indictable drug offences, 2013.



The fall in the custody rate for females was partly due to a decrease in convictions for the importation of class A drugs.

### Theft, dishonesty and fraud offences, Crown Court, 2013

#### Mitigating Factors

- Genuine remorse  
♀ 42% ♂ 26%
- Age  
♀ 31% ♂ 22%
- Main carer/has caring responsibilities  
♀ 30% ♂ 9%
- Offence out of character  
♀ 28% ♂ 17%
- Physical or mental illness  
♀ 16% ♂ 7%

#### Aggravating Factors

- Pre-planning or pre-meditation  
♀ 26% ♂ 33%
- High level of gain  
♀ 20% ♂ 15%
- High value of the property to the victim (including sentimental value)  
♀ 11% ♂ 16%
- Targeting of vulnerable victims  
♀ 11% ♂ 9%
- Member of group or gangs  
♀ 10% ♂ 20%

### Immediate custody

Proportion of offenders sentenced to custody (for indictable offences), 2013.

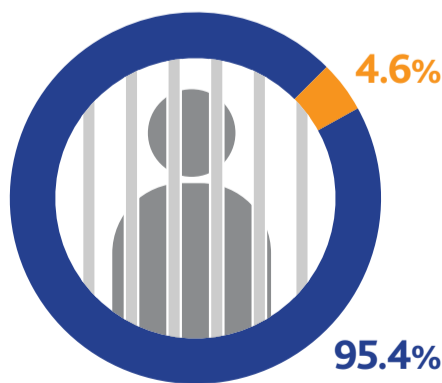


### Average custodial sentence length, indictable offences, 2013.

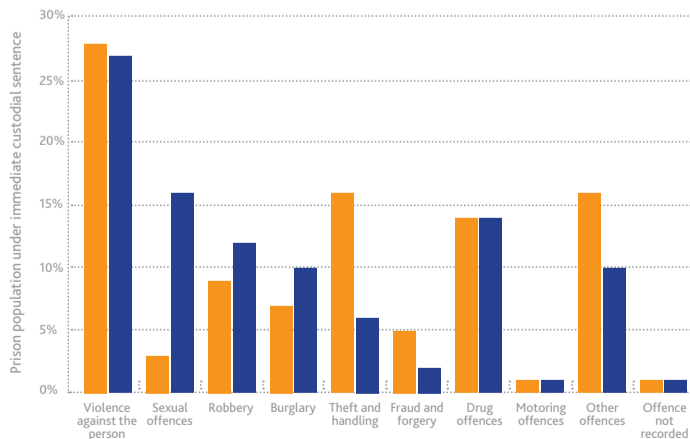


## Prison

Prison population proportions by sex, 30 June 2014.

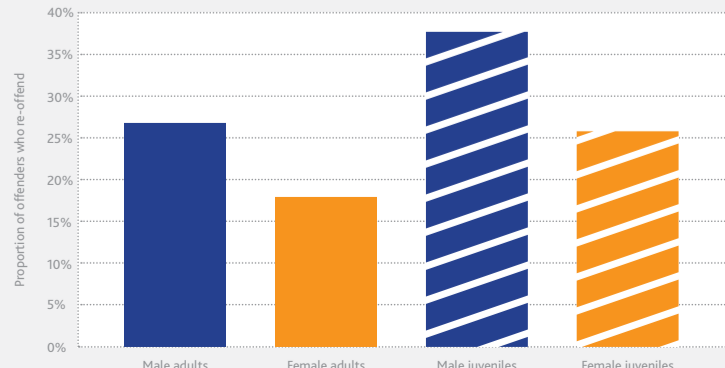


Offence group profile of prison population under immediate custodial sentence, 30 June 2014.



## Proven re-offending

Proven re-offending rates by sex and adult/juvenile, 2012.



## Self-harm in custody

In 2013, just under three quarters of self-harm incidents in prisons were committed by males.

