



Ministry of Defence



UK Armed Forces Monthly Personnel Report

1 September 2014

Statistical release

Published 09 October 2014

Issued by:

Defence Statistics (Tri Service),
Ministry of Defence,
Main Building,
Floor 3 Zone K,
Whitehall,
London,
SW1A 2HB.

The Responsible Statistician for this publication is the Tri Service Head of Branch.

Tel: 020 7807 8896

Email: DefStrat-Stat-Tri-Hd@mod.uk

The Background Quality Report for this publication can be found on the Statistics at MOD webpage on the GOV.UK website or [here](#).

Would you like to be added to our contact list, so that we can inform you about updates to these statistics and consult you if we are thinking of making changes? You can subscribe to updates by emailing:

DefStrat-Stat-Tri-Enquiries@mod.uk

This is a monthly publication providing information on the number of personnel in (defined as the **strength**), joining (**intake**) and leaving (**outflow**) the UK Regular and Non-Regular Forces (see Glossary) broken down by training status. It complements the UK Armed Forces Quarterly Personnel Report by providing higher-level figures on strength, intake and outflow for the UK Regular Armed Forces.

The tables provide information about the patterns of change in the composition of the UK's Armed Forces for the four most recent months. The three most recent financial years are also presented to provide context.

The graphs that accompany tables extend the time-series to provide a monthly picture of the longer term patterns.

The trends in this report are in relation to the reduction of the Armed Forces reaching their targets (142,500 Service personnel; see page 4 for more details) set out in the **Strategic Defence and Security Review (SDSR)** and the **3 Month Exercise (3ME)**. The SDSR and 3ME set out specific changes to and decisions made on the Armed Forces.

Armed Forces Personnel Key Points

- The full time trained strength of the UK Armed Forces was **147,660** at 1 September 2014. This was a decrease against 1 August 2014 (see **Table 1**, **Table 2** and **Graphs 1.1 - 1.3**).
- Requirements are based on Defence Programme requirements set for each of the three Services. The overall requirement for the Armed Forces as at 1 September 2014 is **154,890**.
- **12,300** people have joined the UK Regular Forces in the past year (see **Table 3**). This is a reduction compared to FY 12/13 and an increase compared to FY 13/14. More information can be found on page 9.
- Outflow from the UK Regular Forces was **22,030** in the 12 months to 31 August 2014 (see **Table 3**). This includes 4,080 who have left on redundancy.

Data Sources:

Armed Forces statistics prior to March 2006 are compiled from pay records (Naval Service) or personnel records (Army and RAF) held by the Service Personnel and Veterans Agency (SPVA, formerly the Armed Forces Personnel Administration Agency). In March 2006 the transfer of all Regular Service personnel records to the Joint Personnel Administration (JPA) system began. Statistics are compiled from JPA for the RAF from April 2006, for the Naval Service from November 2006 and for the Army from April 2007.

Data Quality:

The United Kingdom Statistics Authority has designated these statistics as National Statistics, in accordance with the Statistics and Registration Service Act 2007 and signifying compliance with the Code of Practice for Official Statistics.

Designation can be broadly interpreted to mean that the statistics:

- meet identified user needs;
- are well explained and readily accessible;
- are produced according to sound methods; and
- are managed impartially and objectively in the public interest.

Once statistics have been designated as National Statistics it is a statutory requirement that the Code of Practice shall continue to be observed.

Data from the Joint Personnel Administration system for May 2009 to October 2011 have been reviewed and finalised, therefore some figures may differ from previous publications. The scale of changes of the revised figures is very small with the majority of revisions changing by 10 or fewer.

We are currently looking to engage with external users who wish to be involved with any changes in this publication if you are interested please contact: DefStrat-Stat-Tri-Enquiries@mod.uk

Defence Statistics welcome feedback on our statistical products. If you have any comments or questions about this publication or about Defence Statistics in general, you can contact us as follows:
Tel 0207 807 8896.

Email DefStrat-Stat-Tri-Enquiries@mod.uk

Visit our website at <https://www.gov.uk/government/publications/mod-national-and-official-statistics-by-topic> for a list of our statistical products.

Symbols and Conventions

Symbols

	discontinuity in time series
*	not applicable
..	not available
p	provisional
r	revised
rp	revised but still provisional
e	estimate
-	zero or rounded to zero

Rounding

Where rounding has been used, totals and sub-totals have been rounded separately and so totals may not equal the sums of their rounded parts. When rounding to the nearest 10, numbers ending in "5" have been rounded to the nearest multiple of 20 to prevent systematic bias.

Contents

	Page:	
UK Armed Forces		
Strength and Requirements		
Table 1	Full time trained strengths and requirements of UK Armed Forces	4
Graph 1.1	Naval Service: Trained Strength and Requirement	6
Graph 1.2	Army: Trained Strength and Requirement	6
Graph 1.3	RAF: Trained Strength and Requirement	6
Trained and Untrained		
Table 2	Strength of UK Armed Forces - Full Time Trained and Untrained	7
Intake to and Outflow from UK Regular Forces		
Table 3	Intake to and Outflow from UK Regular Forces by Service	9
Graph 3.1	Naval Service: Inflow and Outflow	11
Graph 3.2	Army: Inflow and Outflow	11
Graph 3.3	RAF: Inflow and Outflow	11
Voluntary Outflow from UK Regular Forces		
Table 4	Voluntary Outflow (VO) from trained UK Regular Forces	12
Graph 4.1	Naval Service: Voluntary Outflow	14
Graph 4.2	Army: Voluntary Outflow	14
Graph 4.3	RAF: Voluntary Outflow	14
Glossary		15

Strengths and Requirements

Table 1 shows, by Service, the strength, requirements and surplus/deficit for trained Service personnel, based on Defence Planning Round liabilities set for each of the three Services. See Graphs 1.1 -1.3 (page 6) for time series broken down by individual Service and Table 2 (pages 7 and 8) for details of trained and untrained personnel.

The **requirement** for the UK Armed Forces is the number of Service personnel needed for each of the three Services to achieve success in its agreed tasks, based on totals, that are adjusted through the Departmental Planning process and endorsed by the Defence Board.

The **trained strength of the UK Armed Forces** comprises all personnel (or strength) in the UK Armed Forces who have completed Phase 1 and 2 training (see Glossary for more details concerning training).

The **surplus/deficit** for full time trained Service personnel is calculated as the difference between the requirement and full-time trained strength of the UK Armed Forces.

- The full time trained strength of the UK Armed Forces was **147,660** at 1 September 2014, down from **148,160** at 1 August 2014 and down from **150,890** at 1 April 2014. This trend is likely to continue due to the SDSR's decision to reduce the size of the Regular Armed Forces by around 17,000 posts (around 5,000 each from the RN/RM and RAF and approximately 7,000 from the Army). A further reduction of 12,000 to the Army was subsequently announced as a result of the 3ME, bringing the total reduction of 19,000 to the Army.
- The requirement for full time trained UK Armed Forces was **154,890** at 1 September 2014, down from **155,460** at 1 August 2014 and down from **159,640** at 1 April 2014. This is likely to continue to decrease as the Services move towards the targets identified in the SDSR and 3ME exercises (RN/RM 29,000 Army, 82,000 and RAF, 31,500) in 2020.
- The deficit for the UK Armed Forces trained strength was 7,230 (4.7 per cent of the requirement) at 1 September 2014, compared to a deficit of 8,750 (5.5 per cent of the requirement for trained UK Armed Forces) at 1 April 2014 and a deficit of 2,230 (1.4 per cent of the requirement for trained UK Armed Forces) at 1 April 2013.
- At 1 September 2014, all three services the RN/RM, Army and RAF were in deficit (50, 5120 and 2070 respectively).
- For more information on the redundancies see the Armed Forces Redundancy Programme Tranche 1 to 4 statistics which can be found at:
<https://www.gov.uk/government/publications/mod-national-and-official-statistics-by-topic>
- Graphs 1.1-1.3 show surplus and deficit against requirement since April 2008.

Table 1 - Full time trained strengths and requirements of UK Armed Forces¹

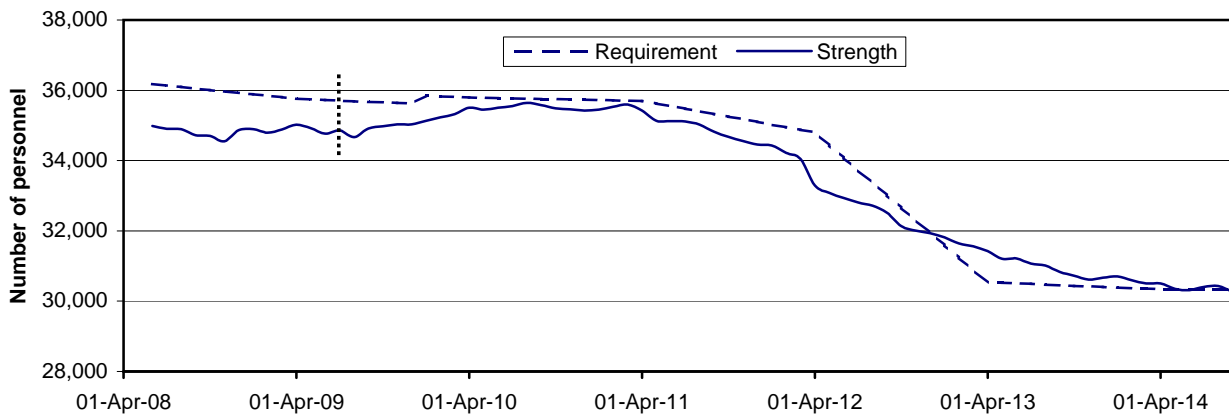
	2012 1 Apr	2013 1 Apr	2014 1 Apr	2014 1 Jun	2014 1 Jul	2014 1 Aug	2014 1 Sep
All Services							
Requirement ²	174 840	162 940	159 640	156 280	156 000	155 460	154 890
Trained Strength	170 010	160 710	150 890	149 730	148 710	148 160	147 660
Surplus/Deficit	-4 830	-2 230	-8 750	-6 550	-7 290	-7 300	-7 230
RN/RM							
Requirement ²	34 800	30 530	30 340	30 340	30 330	30 320	30 320
Trained Strength	33 290	31 420	30 510	30 320	30 410	30 440	30 270
Surplus/Deficit	-1 510	890	160	- 20	80	110	- 50
Army							
Requirement ²	101 210	96 790	94 100	90 970	90 800	90 380	89 930
Trained Strength	98 600	93 940	87 180	86 420	85 420	85 000	84 810
Surplus/Deficit	-2 610	-2 850	-6 930	-4 550	-5 380	-5 380	-5 120
Royal Air Force							
Requirement ²	38 830	35 620	35 200	34 980	34 870	34 760	34 650
Trained Strength	38 120	35 350	33 210	33 000	32 880	32 730	32 580
Surplus/Deficit	- 700	- 270	-1 990	-1 980	-1 990	-2 030	-2 070

Source: Defence Statistics (Tri-Service)

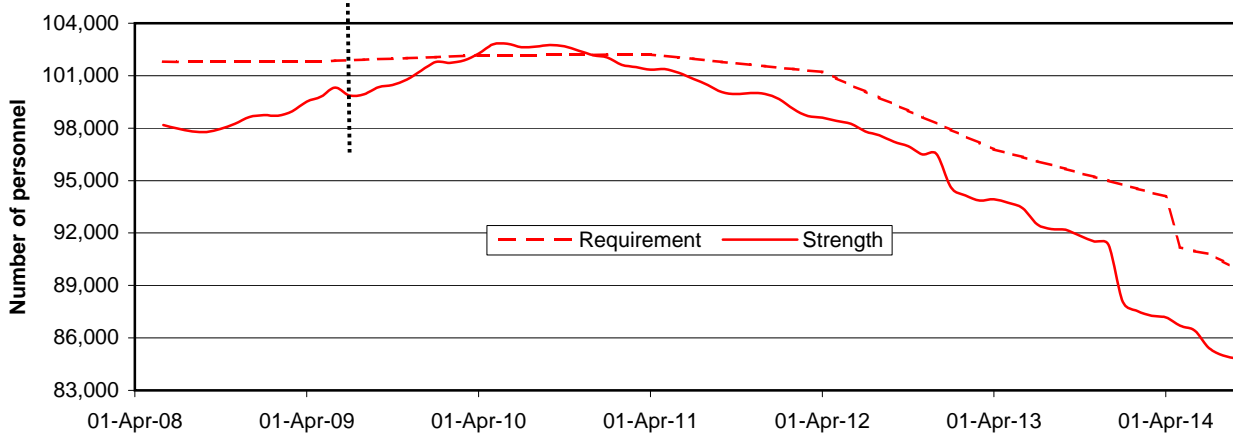
1. Full time trained strength and trained requirement comprises trained UK Regular Forces, trained Gurkhas and elements of the Full Time Reserve Service (FTRS) that may be deployed overseas, including Full Commitment (FC), Limited Commitment (LC), Home Commitment (HC) personnel. See Glossary for more details.
2. Requirements are based on Defence Programme requirements set for each of the three Services. The Armed Forces continually refine their transition plans as they progress towards their new structures. The latest transition plans have been captured in the Department's 2014 Programme (DP14) and have been used as the basis for the 1 May 14 requirement and onwards. Adopting this refined baseline is the result of the Department updating its plans to reflect the reality of the transition to Future Force 2020 and provides a more accurate depiction of the Armed Forces' manpower position.

Trained strength and requirement of UK Armed Forces

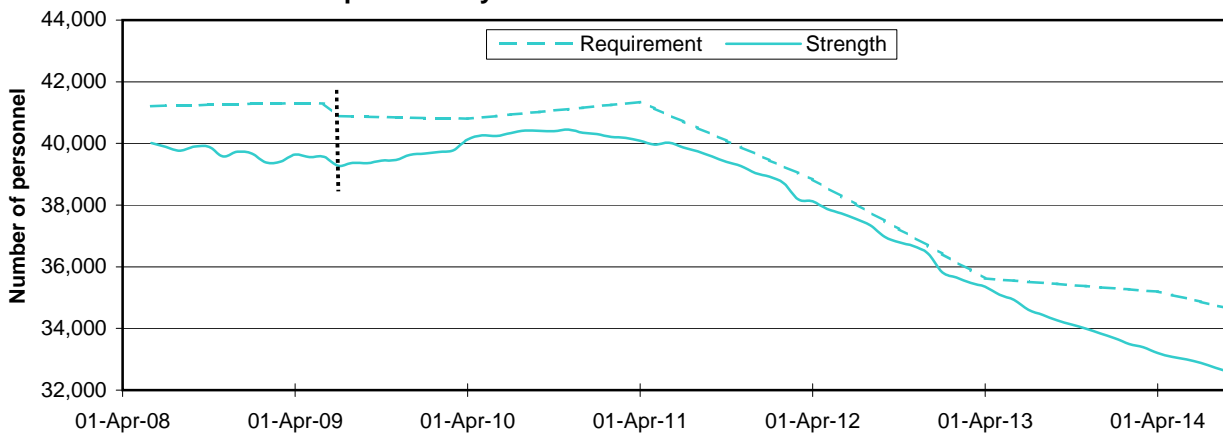
Graph 1.1 - RN/RM Officers and Other Ranks



Graph 1.2 - Army Officers and Other Ranks



Graph 1.3 - Royal Air Force Officers and Other Ranks



Prior to 1 July 2009 strength and requirement figures include some FTRS personnel that were not deployable overseas, and therefore would not count towards the requirement. This is shown in the graphs as a dotted line representing a break in series. See Glossary for more details.

For graphs showing the three Services full time trained strength and requirement split by Officer/Rank, see Graphs 5.2-5.10 in the UK Armed Forces Quarterly Personnel Report which can be found at

<https://www.gov.uk/government/publications/mod-national-and-official-statistics-by-topic>

Trained and Untrained

Table 2 shows, by Service, **trained and untrained (see Glossary)** strengths of **UK Regular** and **full time UK Non-Regular** Armed Forces. The majority of Full Time Reserve Service (FTRS) personnel serve in support roles which are vital to Defence but do not form part of the UK Regulars (more information on what defines these can be found in the footnotes below the table). Table 1 (pages 4 and 5) provides more detail on requirements.

- The total trained and untrained strength of the UK Armed Forces was **162,550** at 1 September 2014, down from **165,860** at 1 April 2014 and down from **176,660** at 1 April 2013. This is likely to continue to decrease whilst the Services strive to reach their targets as set out in the SDSR and 3ME (see page 4 for more information).
- As at 1 September 2014 the UK Armed Forces comprised **162,550** personnel of which **147,660** were trained and counted against the requirement. The Army has the largest number of trained UK Regular Forces personnel (82,100) followed by the Royal Air Force (32,570) and the Royal Navy / Royal Marines (30,040). There are 11,620 untrained personnel in the UK Regular Forces with 6,700 of them being in the Army.
- Whilst the Gurkha trained strength is on a downward trend, the Gurkha untrained strength remained static in the last few reporting periods.

Table 2 - Strength of UK Armed Forces¹ - full time trained and untrained personnel

	2012 1 Apr	2013 1 Apr	2014 1 Apr	2014 1 Jun	2014 1 Jul	2014 1 Aug	2014 1 Sep
UK Armed Forces¹	185 690	176 660	165 860	164 670	163 670	162 940	162 550
Trained and serving against requirement	170 010	160 710	150 890	149 730	148 710	148 160	147 660
FTRS serving against additional requirement	1 810	2 180	2 880	2 970	3 010	3 060	3 090
Untrained	13 870	13 760	12 080	11 980	11 950	11 720	11 800
UK Regular Forces²	179 800	170 710	159 630	158 370	157 490	156 740	156 330
Trained	166 110	157 150	147 760	146 580	145 720	145 200	144 710
Untrained	13 700	13 560	11 870	11 790	11 770	11 540	11 620
RN/RM	35 540	33 960	33 330	33 080	33 080	32 980	32 880
Trained	33 190	31 280	30 310	30 100	30 180	30 210	30 040
Untrained	2 360	2 680	3 030	2 980	2 900	2 770	2 840
Army	104 250	99 730	91 070	90 250	89 480	89 000	88 800
Trained ³	94 800	90 530	84 250	83 490	82 670	82 270	82 100
Untrained ³	9 450	9 200	6 810	6 760	6 800	6 730	6 700
Royal Air Force	40 000	37 030	35 230	35 030	34 940	34 760	34 640
Trained	38 120	35 340	33 200	32 990	32 870	32 720	32 570
Untrained	1 880	1 680	2 030	2 050	2 070	2 040	2 070
Full Time UK Non-Regular Forces⁴	5 890	5 950	6 230	6 310	6 180	6 200	6 220
Trained	5 710	5 750	6 020	6 120	6 000	6 020	6 040
Gurkhas	3 650	3 310	2 840	2 830	2 660	2 640	2 620
FTRS serving against the requirement	260	250	300	320	330	320	320
FTRS serving against additional requirement	1 810	2 180	2 880	2 970	3 010	3 060	3 090
Untrained	180	200	210	180	180	180	180
Gurkhas	180	200	210	180	180	180	180
FTRS	*	*	*	*	*	*	*

Source: Defence Statistics (Tri-Service)

1. UK Armed Forces comprises all UK Regular Forces and full time UK Non-Regular Forces but excludes mobilised reservists.
2. UK Regular Forces comprises trained and untrained personnel. It does not include Gurkhas, Full Time Reserve Service (FTRS) personnel and mobilised reservists.
3. Full time UK Non-Regular Forces comprises Gurkhas and Full Time Reserve Service Personnel (FTRS). Mobilised reservists are not classed as full time UK Non-Regular Forces.
4. For a reservist to serve full time they are required to be trained.

For more information on the total strength of the UK Armed Forces, broken down by trained and untrained, and Regular and Non-Regular components see tables 5a, 5b and 5c of the UK Armed Forces Quarterly Personnel Report which can be found at <https://www.gov.uk/government/publications/mod-national-and-official-statistics-by-topic>

Intake to and Outflow from UK Regular Forces

Table 3 shows the intake to and outflow from UK Regular Forces by Service, including trained and untrained personnel.

Intake comprises trained and untrained personnel who are new-entrants, intake from reserves, personnel who re-enter the Services and trained direct entrants. Intake **excludes** movements between Services, promotions from Other Ranks to Officers and flows from untrained to trained. For more details regarding intake see the footnotes below the Table and the Glossary.

Outflow includes both trained and untrained personnel who leave the Service (including personnel that reach the end of an agreed contracted period, those who successfully apply to leave the Services before the end of their contract (Voluntary Outflow) and those that are made redundant), die in Service and recalled reservists on release. Outflow figures **do not** include promotion from Ranks to Officers or any flows between the different Services. More detail on outflow can be found in both the footnotes below the Table and the Glossary.

For additional details showing Intake and Outflow in a time series for individual Services please see Graphs 3.1 - 3.3 (page 11) for more information on numbers of personnel who voluntarily exit the Armed Forces before the end of their agreed contracted period see Table 4 (pages 12 and 13) and Graphs 4.1-4.3 (page 14).

- The **intake** into the UK Regular Forces was **12,300** in the 12 months to 31 August 2014, up from **11,880** in the 12 months to 31 March 2014 and down from **14,370** in the 12 months to 31 March 2013. In order to meet the targets as set out in SDSR and 3ME, recruiting (intake) has been reduced and fewer extensions of Service (longer contracts) have been offered. The Armed Forces cannot bring many people in from the outside into these roles without the necessary military experience. Thus, the Armed Forces needs to replace those who are promoted every year with new talent. Though the Armed Forces are reducing in size and have surpluses in some ranks, the Armed Forces needs to continue to recruit into junior ranks every year in addition to making other Service personnel redundant.
- The **outflow** from the UK Regular Forces was **22,030** in the 12 months to 31 August 2014; down from **23,000** in the 12 months to 31 March 2014 and down from **23,520** in the 12 months to 31 March 2013.
- In the 12 months to 31 August 2014, **4,080** personnel left the UK Regular Forces under the Armed Forces Redundancy Programme. This programme is needed to ensure that the Armed Forces continue to have the right balance of skills for the future, maintained across rank structures.
- The outflow from the Army was **15,180** in the 12 months to 31 August 2014, of which 4,080 were due to personnel leaving on redundancy. For more information on the redundancies see the Armed Forces Redundancy Programme Tranche 1-4 statistics which can be found at <https://www.gov.uk/government/publications/mod-national-and-official-statistics-by-topic>
- Excluding all flows to and from Long Term Absentee (LTA) – in the 12 months to 31 August 2014, **9,730** more personnel left the UK Regular Forces than joined. This compared with the 12 months to 31 March 2014 where **11,110** more personnel left the UK Regular Forces than joined and the 12 months to 31 March 2013 where **9,150** more personnel left the UK Regular Forces than joined. This is in line with a reduction in recruitment to meet the targets set out in SDSR and 3ME (See page 4 for more information).
- Graphs 3.1 to 3.3 show intake and outflow for each of the Services since 1 April 2009.

Table 3 - Intake¹ to and Outflow² from UK Regular Forces³ trained and untrained, by Service

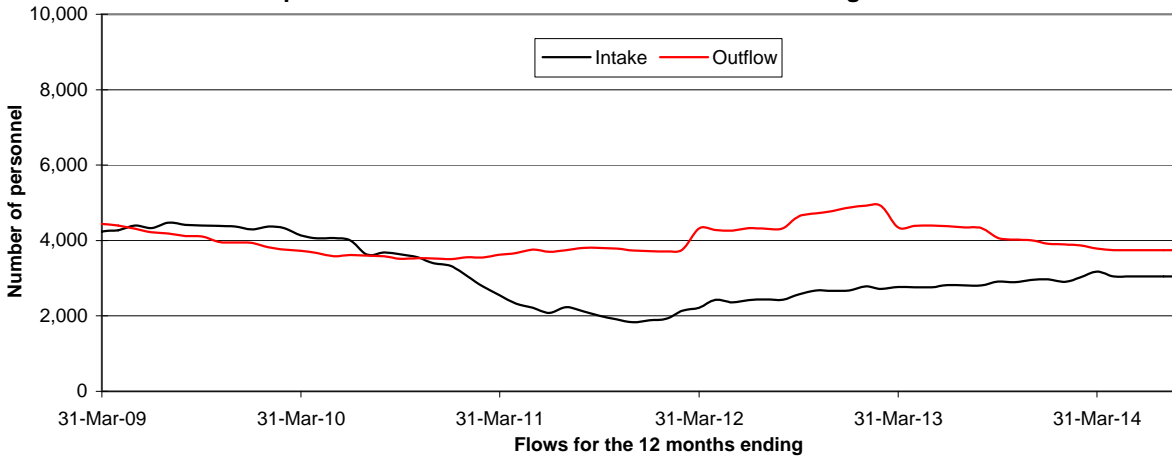
	Financial Year			1 Jun 13	1 Jul 13	1 Aug 13	1 Sep 13	01 Apr 14
	2011/12	2012/13	2013/14	to 31 May 14	to 30 Jun 14	to 31 Jul 14	to 31 Aug 14	to 31 Aug 14
All Services								
Strength at start of period	186 360	179 800	170 710	169 190	168 080	167 110	166 010	170 710
Intake (+)	14 800	14 370	11 880	11 630	11 720	11 890	12 300	4 580
LTA Intake (+)⁴	630	470	370	360	360	350	350	120
Outflow (-)	21 370	23 520	23 000	22 480	22 350	22 300	22 030	7 900
<i>of which Voluntary Outflow⁵</i>	<i>7 750</i>	<i>8 800</i>	<i>8 050</i>	<i>7 830</i>	<i>7 880</i>	<i>7 880</i>	<i>7 650</i>	<i>3 190</i>
<i>of which Redundancy⁶</i>	<i>1,700</i>	<i>3,470</i>	<i>4,280</i>	<i>4 290</i>	<i>4 090</i>	<i>4 090</i>	<i>4 080</i>	<i>590</i>
LTA Outflow (-)⁴	640	400	320	320	310	300	290	100
Strength at end of period ⁷	179 800	170 710	159 630	158 370	157 490	156 740	156 330	156 330
RN/RM								
Strength at start of period	37 660	35 540	33 960	33 750	33 680	33 610	33 370	33 960
Intake (+)	2 220	2 770	3 170	3 080	3 080	3 060	3 170	980
LTA Intake (+)⁴	10	10	10	10	10	10	10	-
Outflow (-)	4 320	4 350	3 790	3 730	3 680	3 690	3 650	1 430
<i>of which Voluntary Outflow⁵</i>	<i>1 450</i>	<i>1 850</i>	<i>1 690</i>	<i>1 720</i>	<i>1 740</i>	<i>1 760</i>	<i>1 710</i>	<i>730</i>
<i>of which Redundancy⁶</i>	<i>660</i>	<i>430</i>	<i>40</i>	<i>40</i>	<i>0</i>	<i>0</i>	<i>0</i>	<i>-</i>
LTA Outflow (-)⁴	10	10	10	10	10	10	0	-
Strength at end of period ⁷	35 540	33 960	33 330	33 080	33 080	32 980	32 880	32 880
Army								
Strength at start of period	106 240	104 250	99 730	98 760	98 030	97 340	96 620	99 730
Intake (+)⁸	11 190	10 300	7 020	6 810	6 840	6 990	7 310	2 810
LTA Intake (+)⁴	620	460	360	350	350	340	340	120
Outflow (-)	13 200	14 890	15 740	15 370	15 450	15 390	15 180	5 090
<i>of which Voluntary Outflow⁵</i>	<i>4 980</i>	<i>5 530</i>	<i>4 710</i>	<i>4 470</i>	<i>4 480</i>	<i>4 480</i>	<i>4 350</i>	<i>1 760</i>
<i>of which Redundancy⁶</i>	<i>600</i>	<i>2,060</i>	<i>4,060</i>	<i>4 090</i>	<i>4 090</i>	<i>4 090</i>	<i>4 080</i>	<i>590</i>
LTA Outflow (-)⁴	630	390	310	310	300	290	280	100
Strength at end of period ⁷	104 250	99 730	91 070	90 250	89 480	89 000	88 800	88 800
Royal Air Force								
Strength at start of period	42 460	40 000	37 030	36 680	36 370	36 160	36 020	37 030
Intake (+)	1 390	1 310	1 690	1 740	1 800	1 830	1 830	780
LTA Intake (+)⁴	-	-	-	-	-	-	-	-
Outflow (-)	3 850	4 280	3 480	3 390	3 220	3 230	3 200	1 370
<i>of which Voluntary Outflow⁵</i>	<i>1 320</i>	<i>1 430</i>	<i>1 650</i>	<i>1 640</i>	<i>1 660</i>	<i>1 640</i>	<i>1 600</i>	<i>700</i>
<i>of which Redundancy⁶</i>	<i>440</i>	<i>980</i>	<i>180</i>	<i>160</i>	-	-	-	-
LTA Outflow (-)⁴	-	-	-	-	-	-	-	-
Strength at end of period ⁷	40 000	37 030	35 230	35 030	34 940	34 760	34 640	34 640

Source: Defence Statistics (Tri-Service)

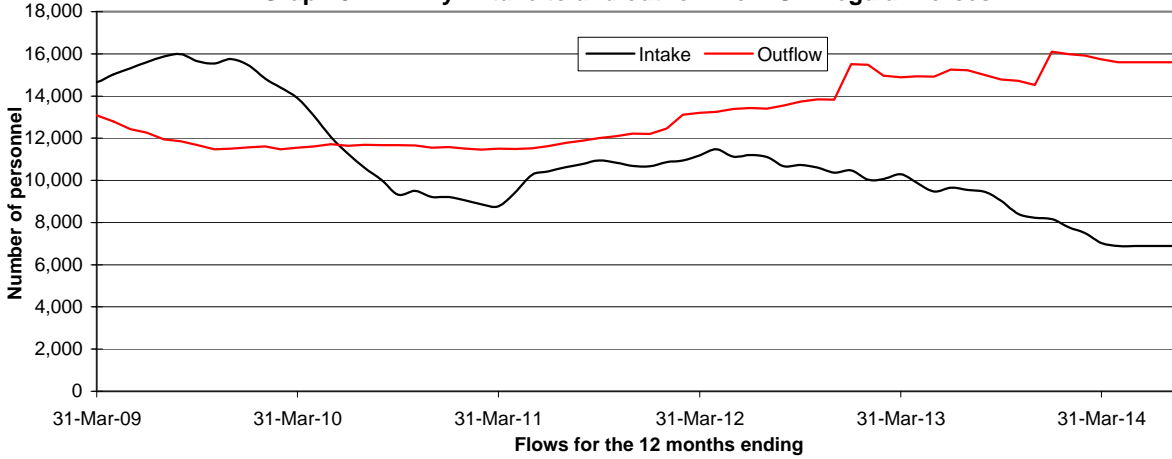
1. Figures show intake to UK Regular Forces, both trained and untrained, which comprises new entrants, re-entrants, direct trained entrants (including professionally qualified Officers) and intake from the reserves. They exclude all movements within the Regular Forces; including flows from untrained to trained strength, transfers between Services and flows from Ranks to Officer due to promotion.
2. Figures show outflow from UK Regular Forces, both trained and untrained, including personnel leaving the Services, deaths, recalled reservists on release.
3. UK Regular Forces comprises trained and untrained personnel. It does not include Gurkhas, Full Time Reserve Service personnel and mobilised reservists.
4. Long Term Absentees (LTAs) are Service personnel who have been absent without leave (AWOL) for more than 21 days.
5. Voluntary outflow is defined as all exits from trained personnel which are voluntarily generated by the individual before the end of their agreed engagement or commission period.
6. Redundancy figures presented will not match those published in the Quarterly Personnel Report (QPR) due to the inclusion of both Trained and Untrained Personnel. <https://www.gov.uk/government/publications/mod-national-and-official-statistics-by-topic>
7. Strengths at the end of the period may not equal the sum of the strength at the beginning of the period and intervening intake and outflow. This is due to movements between Services.
8. Army intake figures include transfers from the Gurkhas to the UK Regular Forces.

Intake to and Outflow from UK Regular Forces

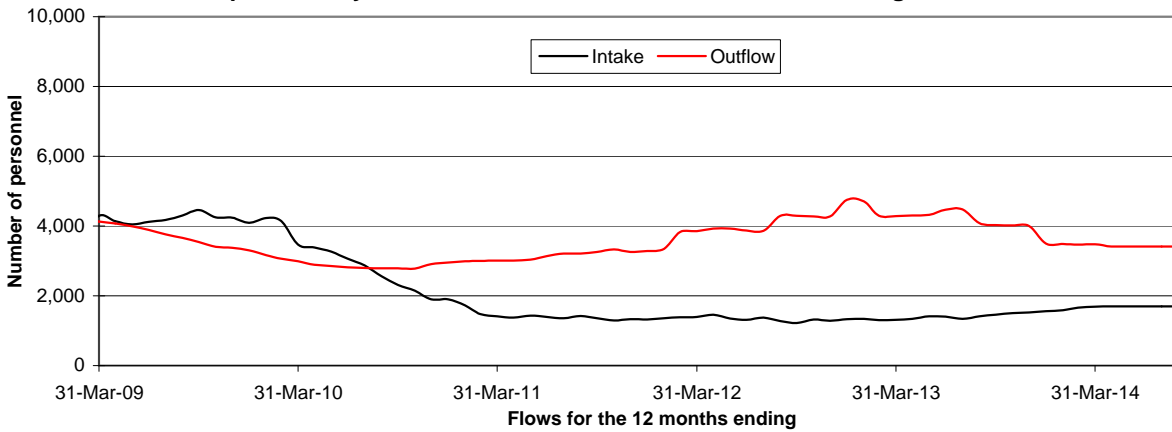
Graph 3.1 - RN/RM: Intake to and outflow from UK Regular Forces



Graph 3.2 - Army: Intake to and outflow from UK Regular Forces



Graph 3.3 - Royal Air Force: Intake to and outflow from UK Regular Forces



More information on intake and outflow for the UK Regular Forces can be seen in the Quarterly Personnel Report which can be found at <https://www.gov.uk/government/publications/mod-national-and-official-statistics-by-topic>.

For graphs showing intake to the UK Regular Forces by Service and percentage of female representation and ethnicity see graphs 8.1, 8.2, 8.3 of the Quarterly Personnel Report.

For graphs showing outflow from the UK Regular Forces by Service and total trained and untrained personnel see graphs 11.1, 11.2 and 11.3 of the Quarterly Personnel Report

Voluntary Outflow from UK Regular Forces

Table 4 focuses on Voluntary Outflow (VO) from trained UK Regular Forces by Service and Officers and Other Ranks. Voluntary Outflow encompasses all personnel who voluntarily exit before the end of their agreed engagement or commission period. For more details, see the footnotes below or the Glossary. For total outflow from UK Regular Forces see Table 3 (pages 9 and 10).

- The Voluntary Outflow (VO) rate for Officers was **4.3 per cent of the trained strength** in the 12 months to 31 August 2014. In the same period the Voluntary Outflow rate from Other Ranks was **5.3 per cent of the trained strength**.
- For Officers, the Army has the highest Voluntary Outflow rate (4.9 per cent) followed by the RN/RM (4.1 per cent) and the Royal Air Force (3.4 per cent). For personnel in Other Ranks, the RN/RM has the highest Voluntary Outflow rate (6.0 per cent), followed by the Royal Air Force (5.2 per cent) and the Army (5.1 per cent).
- Graphs 4.1 to 4.3 (page 14) show the trend of Voluntary Outflow rates since Financial Year 2008/09 across all three Services.
- There is no single reason why VO has changed over the years, but the Armed Forces Continuous Attitude Survey shows reasons that Service personnel have given for leaving the Armed Forces include: being separated from family and friends and not being medically deployable.
See Armed Forces Continuous Attitude Survey 2014 [here](#)

Table 4 - Voluntary Outflow¹ (VO) from trained UK Regular Forces

	Financial Year			1 Jun 13 to 31 May 14	1 Jul 13 to 30 Jun 14	1 Aug 13 to 31 Jul 14	1 Sep 13 to 31 Aug 14
	2011/12	2012/13	2013/14				
All Services							
Officers							
VO number	1 000	1 080	1,180	1,180	1,170	1,160	1,100
VO rate ²	3.5	3.9	4.5	4.6	4.6	4.5	4.3
Other Ranks							
VO number	6 750	7 720	6 880	6 650	6 700	6 720	6 550
VO rate ²	4.8	5.7	5.4	5.3	5.4	5.4	5.3
RN/RM							
Officers							
VO number	200	240	260	260	260	260	250
VO rate ²	3.1	3.7	4.3	4.3	4.4	4.4	4.1
Other Ranks							
VO number	1 250	1 610	1 420	1 460	1 480	1 500	1 460
VO rate ²	4.4	6.2	5.8	5.9	6.0	6.1	6.0
Army							
Officers							
VO number	560	640	650	660	640	640	610
VO rate ²	4.1	4.8	5.1	5.2	5.1	5.1	4.9
Other Ranks							
VO number	4 420	4 890	4 060	3 810	3 840	3 850	3 740
VO rate ²	5.4	6.1	5.4	5.1	5.2	5.3	5.1
Royal Air Force							
Officers							
VO number	230	210	260	260	270	260	250
VO rate ²	2.8	2.6	3.6	3.6	3.7	3.6	3.4
Other Ranks							
VO number	1 090	1,220	1,390	1 380	1 390	1 370	1 350
VO rate ²	3.5	4.2	5.2	5.2	5.3	5.2	5.2

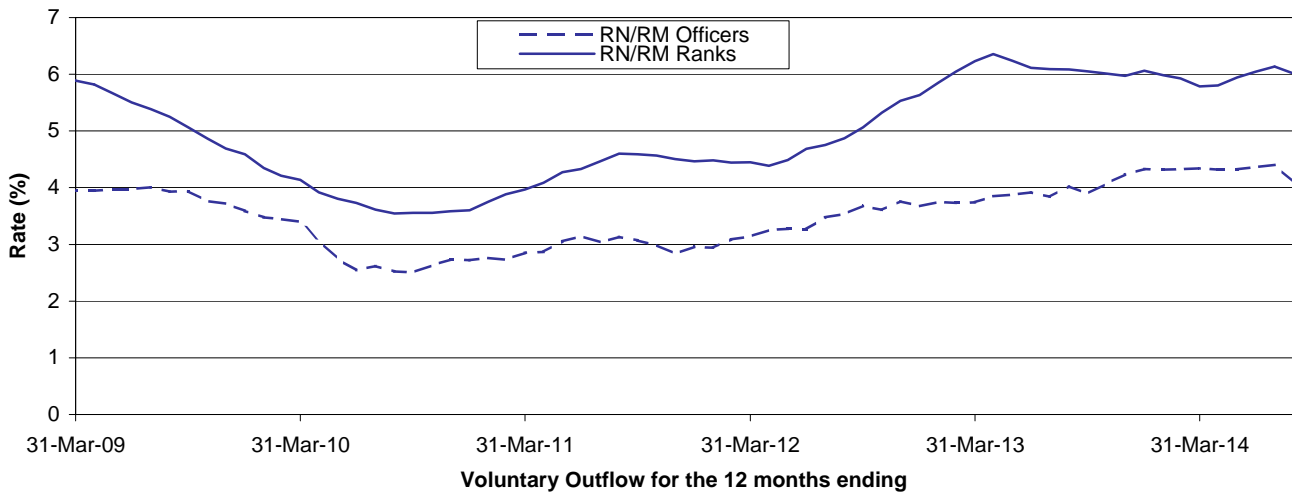
Source: Defence Statistics (Tri-Service)

1. Voluntary outflow is defined as all exits from Trained UK Regular Forces which are voluntarily generated by the individual before the end of their agreed engagement or commission period.
2. Voluntary outflow rate is the percentage of the trained UK Regular Forces that left as voluntary outflow.

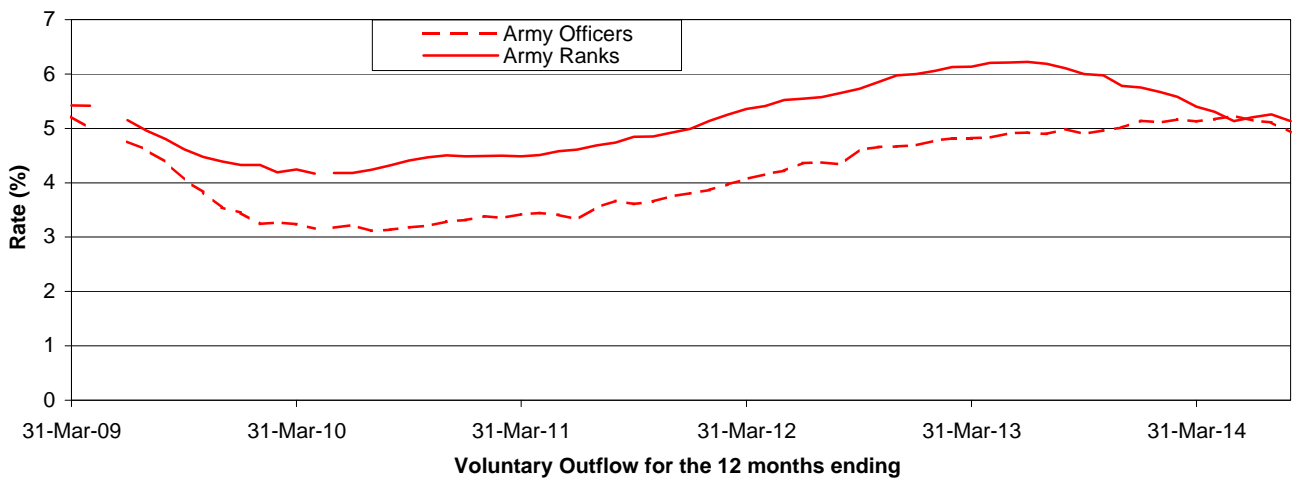
For more information on Voluntary Outflow from UK Regular Forces, see Tables 8a and 8b in the UK Armed Forces Quarterly Personnel Report which can be found at <https://www.gov.uk/government/publications/mod-national-and-official-statistics-by-topic>

Voluntary Outflow (VO) from UK Regular Forces

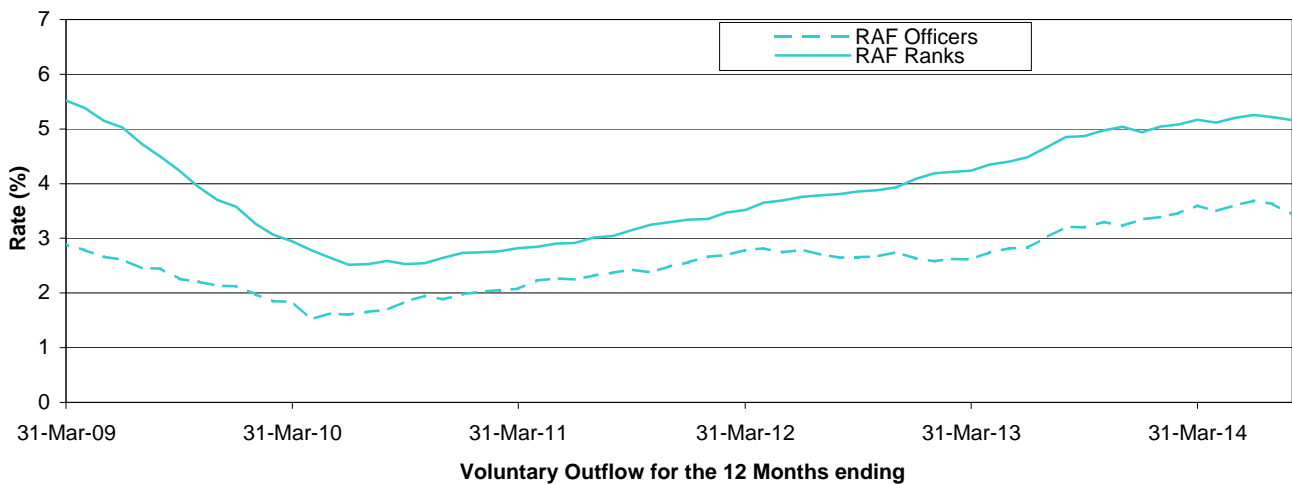
Graph 4.1: RN/RM VO rate as a percentage of average trained strength



Graph 4.2: Army VO rate as a percentage of average trained strength



Graph 4.3: Royal Air Force VO rate as a percentage of average trained strength



Tables showing data on Voluntary Outflow from 12 months ending 31 March 2006 to 31 March 2007 are shown in TSP 4 Tables 12 and 13 which can be found at <https://www.gov.uk/government/publications/mod-national-and-official-statistics-by-topic>

Glossary

FTRS (Full-Time Reserve Service) are personnel who fill Service posts for a set period on a full-time basis while being a member of one of the reserve Services, either as an ex-regular or as a volunteer. An FTRS reservist on:

- **Full Commitment (FC)** fulfils the same range of duties and deployment liability as a Regular Service person;
- **Limited Commitment (LC)** serves at one location but can be detached for up to 35 days a year;
- **Home Commitment (HC)** is employed at one location and cannot be detached elsewhere.

Each Service uses FTRS personnel differently:

The Naval Service predominantly uses FTRS to backfill gapped regular posts. However, they do have a small number of FTRS personnel that are not deployable for operations overseas. There is no distinction made in terms of fulfilling baseline Liability posts between FTRS Full Commitment (FC), Limited Commitment (LC) and Home Commitment (HC).

The Army employ FTRS(FC) and FTRS(LC) to fill Regular Army Liability (RAL) posts as a substitute for Regular personnel for set periods of time. FTRS(HC) personnel cannot be deployed to operations and are not counted against RAL.

The RAF consider that FTRS(FC) can fill regular RAF Liability posts but have identified separate liabilities for FTRS(LC) and FTRS(HC).

Gurkhas are recruited and employed in the British and Indian Armies under the terms of the 1947 Tri-Partite Agreement (TPA) on a broadly comparable basis. They remain Nepalese citizens but in all other respects are full members of HM Forces. Since 2008, Gurkhas are entitled to join the UK Regular Forces after 5 years of service and apply for British citizenship.

Intake to UK Regular Forces (as defined in table 3) comprises new entrants, re-entrants, direct trained entrants (including professionally qualified officers) and intake from the reserves. It excludes all movements within the Regular Forces; including flows from the untrained to trained strength, transfers between Services and flows from ranks to officer due to promotion.

Joint Personnel Administration JPA is the system used by the Armed Forces to deal with matters of pay, leave and other personal administrative tasks. JPA replaced a number of single-service IT systems and was implemented in April 2006 for RAF, November 2006 for Naval Service and April 2007 for Army.

Liability is the requirement for Armed Forces personnel. The Monthly Personnel Report presents the "Regular Liability" in Table 1.

Long Term Absentees (LTAs) are service personnel who have been Absent without leave (AWOL) for more than 21 days.

Mobilised Reservists are reserves who have been called into full-time service with the Regular Forces on military operations.

Naval Service comprises the Royal Navy (including the Queen Alexandra's Royal Naval Nursing Service) and the Royal Marines combined.

Operational Commitment Establishment (Reserve) (OCE(R)) FTRS(FC) personnel that are deployed to operations can be moved into OCE(R) posts. While they are filling OCE(R) positions, FTRS(FC) personnel are not counted against Regular Army Liability. These are reported in Table 2 as *FTRS personnel serving against an additional requirement* along with non-deployable FTRS as defined above.

Outflow from UK Regular Forces includes personnel leaving the Services, deaths, recalled reservists on release and outflow to the Home Service battalions of the Royal Irish Regiment (which disbanded on 31 March 2008). They do not include promotion from ranks to officers or flows between Services.

Prior to year ending 31 March 2009, Army outflow included the net flow of personnel from the Regular Armed Forces to Long Term Absentee (LTA). Post year ending 31 March 2009 outflow does not include this flow to LTA.

Trained Strength comprises military personnel who have completed Phase 1 and 2 training.

- **Phase 1** Training includes all new entry training to provide basic military skills.
- **Phase 2** Training includes initial individual specialisation, sub-specialisation and technical training following Phase 1 training prior to joining the trained strength.

UK Regulars are full time Service personnel, including Nursing Services, but excluding FTRS personnel, Gurkhas, Naval activated Reservists, mobilised Reservists, MPGS and NRPS. Unless otherwise stated, includes trained and untrained personnel.

Untrained strength comprises military personnel who have yet to complete Phase 2 training.

Voluntary Outflow is defined as all exits from trained personnel which are voluntarily generated by the individual before the end of their agreed engagement or commission period.