

Results of the 2005 Health Protection Agency Intercomparison of Passive Radon Detectors

C B Howarth

ABSTRACT

As in previous years, an intercomparison of passive radon detectors was held at the Radiation Protection Division of the Health Protection Agency in 2005. Thirty-eight laboratories submitted 53 sets of passive detectors to this intercomparison. The exercise included three exposures to radon and its decay products at different equilibrium factors. After exposure, the detectors were returned to their originating laboratories for assessment. Participants reported the estimated exposure for each detector before they were notified of the exposures given to the detectors. The results obtained by participating laboratories were classified according to the spread of results from detectors exposed together and by the difference between the mean result of each group and the actual exposure given. Thirty-five per cent of the laboratories achieved the highest classification for accuracy, while 22% were in the lowest category. The proportion of laboratories achieving very good results is broadly in line with that seen in recent intercomparisons. Each year there is a number of laboratories introducing new detector systems which often results in initially less successful performance. As experience is gained it is expected that results from laboratories operating such systems will improve.

EXECUTIVE SUMMARY

Radon is the largest and most variable contributor of radiation dose to the general population. For more than twenty years countries in Europe and elsewhere have carried out surveys in order to determine average exposures and identify where excessive exposures occur. Most of these measurements have been carried out using passive etched track radon detectors exposed for periods of months. Activated charcoal and electret radon detectors have also been used, mainly for shorter term measurements. In addition, all three types of detector are used for experimental and research work.

Intercomparisons are essential to ensure that the results of measurements are accurate. By allowing different detectors to be compared side by side an objective assessment of the accuracy of measurements can be made. The results of intercomparisons have been used to identify and rectify problems, as well as providing calibrations for the detectors traceable to international standards.

The Radiation Protection Division of the Health Protection Agency (HPA-RPD), formerly the National Radiological Protection Board (NRPB) carries out international intercomparisons of passive radon detectors each year. Typically around 40 to 50 laboratories take part. In each intercomparison laboratories are invited to submit sets of detectors which are randomised into four groups at HPA-RPD. Three of these groups are exposed in the HPA-RPD radon chamber and the fourth group is used to determine transit exposures. Detectors are then returned to the laboratories who are asked to report the result for each detector. Laboratories are not informed of the details of the exposures or which detectors were in which group until all results have been submitted.

This report considers the results for the intercomparison carried out in 2005, for which a total of 44 laboratories from 17 countries submitted 61 sets of detectors. Analysis of the results allows each set to be ranked from A (best) to E (worst). Some sets of etched track, charcoal and electret detectors can be found in each class, demonstrating the point that in measuring radon stringent quality assurance is vital. It is encouraging that a general trend throughout the history of these exercises towards improved results has continued.

International passive radon detector intercomparisons remain popular, with new laboratories joining each year. It is intended to continue these exercises on an annual basis as long as demand for them continues.

CONTENTS

1	Introduction	1
2	Exposure and measurement facilities	2
3	Passive radon detectors	3
4	Logistical arrangements	3
5	Exposures	4
6	Results and discussion	5
7	Acknowledgements	7
8	References	7
9	Tables and figures	9
APPENDIX		
	Characteristics of detectors used in the intercomparison	29

1 INTRODUCTION

Radon is the largest contributor to the radiation dose to the public and is highly variable. Surveys of radon levels in homes and other buildings have been carried out throughout Europe to determine the magnitude of average exposures and to identify situations where excessive exposures occur. The great majority of these surveys have been carried out using passive etched-track detectors exposed over long periods to take account of the short-term variations in radon levels. Some surveys have been carried out using charcoal detectors exposed over periods of a few days, and some have used electrets which may be exposed over periods from days to months.

In order to ensure the quality of these measurements, it is important to compare different detectors exposed side by side. Although passive radon measurement techniques are simple in principle, it has been found that it is difficult in practice to maintain good quality control. The Radiation Protection Research Programme of the European Commission provided funds for intercomparisons of active and passive radon and radon decay product measurement techniques in 1982, 1984 and 1987 (Miles, 1988). More limited exercises were held in 1989 (Miles, 1990), 1991 (Whysall, 1996) and 1995 (Miles, 1996) for passive radon detectors only. Since 1997 these exercises have been conducted on an annual basis (Naismith et al, 1998; Howarth and Miles, 2000a,b, 2002a,b, 2003, 2007; Howarth 2007). Many laboratories regard such an exercise as an important check on the international comparability of radon measurement results and on their quality control procedures.

In 1996 agreement was obtained from the European Commission to sponsor a series of three annual intercomparisons to be held at NRPB. The contract also provided for a steering meeting to be held before the first intercomparison and a final meeting open to all participants to be held after the last of the three. The steering meeting took place in early 1997, followed by intercomparisons in 1997, 1998 and 1999. The final meeting, to which all participants in the intercomparisons were invited was held at NRPB in May 1999.

Participants in the final meeting were invited to complete a questionnaire about future intercomparisons, approximately half of whom did so. The original meeting had decided that the intercomparisons should have two similar exposures and one very different one. The purpose of having two similar exposures was to make the intercomparison more 'blind'- if three very different exposures are used it is easier for participants to identify which detectors were exposed together. A majority of respondents to the final questionnaire were in favour of having three very different exposures as this would enable participants to use them as a linearity check. This was therefore the format adopted for subsequent intercomparisons.

Forty four laboratories submitted 61 sets of passive detectors to this intercomparison. After exposure to radon and its decay products, the detectors were returned to their originating laboratories for assessment. Participants reported the estimated exposure for each detector before they were notified of the exposures given to the detectors. The intercomparison included three laboratory exposures at different equilibrium factors.

2 EXPOSURE AND MEASUREMENT FACILITIES

HPA-RPD maintains a 43 m³ walk-in radon chamber (Miles and Strong, 1989) shown in Figure 1. The chamber is of the static type: radon is continuously released inside the chamber by radon sources, so there is no need to ventilate the chamber. All of the exposures were carried out in this chamber.

The chamber contains a radon atmosphere which can be varied (and held stable) from around 200 Bq m⁻³ to 8000 Bq m⁻³, depending on the use of various dry and liquid radium-226 sources. A radon concentration of about 4000 Bq m⁻³ is normally maintained in the chamber, and the concentrations of radon and its decay products are continuously monitored. The aerosol conditions and the equilibrium factor in the chamber are altered as required for different studies and calibrations. Table 1 shows the parameters measured and controlled in the chamber.

Three different values of the equilibrium factor (F) between radon and its decay products were obtained for the three laboratory exposures in the intercomparison. To obtain a high value of F in the chamber, the aerosol generator was used to maintain a high aerosol concentration. This reduces the plate-out of radon decay products onto room surfaces. A low equilibrium factor was obtained by running an electrostatic precipitator to remove aerosols and decay products. By running the precipitator fan at low speed an intermediate equilibrium factor was obtained.

The radon concentration in the chamber was continuously monitored using an ATMOS 12 ionisation chamber. This instrument is normally calibrated every 6 months using a radon gas source obtained from the UK National Physical Laboratory (NPL) or the Physikalisch - Technische Bundesanstalt (PTB), Germany.

An Alphaguard ionisation chamber was used as a backup radon monitoring instrument. Radon decay products were sampled onto a Millipore AA filter and their concentrations determined using an alpha particle spectrometry system (Cliff, 1990). All monitored data was automatically transferred to a database. Radon and radon decay product exposures were calculated later.

The total ambient aerosol concentration and size distribution within the radon chamber were monitored using a TSI 3025 condensation nucleus counter connected to a TSI 3040 serial diffusion battery via a TSI 3042 switching valve. The equipment was mounted outside the chamber and the aerosol was sampled inside the chamber at a distance of 30 cm from the wall in order to minimise any plate-out effects. Measurements were carried out twice a day during the exposures, each measurement consisting of four samples, the results being averaged. These average values were then used to calculate the aerosol size distribution using a program developed at NRPB based on the Twomey (Twomey, 1975) method.

3 PASSIVE RADON DETECTORS

Two types of passive etched track radon detector are commonly used, one consisting of a track detector within a closed container, which allows radon-222 to diffuse into it (closed) and the other which consists of naked track-detecting material exposed to the ambient atmosphere (open). The closed detector excludes radon decay products which are present in the ambient atmosphere, and records only those alpha particles generated by the radon entering the container and the decay products formed from it. This form of detector therefore provides a result which is related to the true average radon gas concentration during the time of exposure. In recent years a small number of etched track detector designs which have proven successful have been adopted by laboratories other than those which first developed them, often with some modification.

The open detectors, however, record alpha particles originating from both radon and its decay products in the ambient atmosphere. Their response to radon and its decay products as a function of equilibrium factor, F , depends on the detector material used. Open detectors made from Kodak LR-115 have a sensitivity as a function of F which is intermediate between that of a true radon gas detector and a true Equilibrium Equivalent Radon (EER) detector, being closer to the true radon gas response. Bare CR-39 detectors have a response which depends strongly on F , and are not recommended.

Two types of detector which do not rely on etched tracks were submitted by some laboratories: activated charcoal detectors and electret chambers. The charcoal detectors rely on retaining adsorbed radon for measurement in the originating laboratory. As they must be assessed before the radon they adsorb decays or desorbs, each set was returned at the end of an exposure. Electret radon detectors consist of an air chamber above an electret. Ionisation of air in the chamber by radon gradually discharges the electret. Measurement of the charge on the electret by the issuing laboratory before and after exposure to radon allows the average radon during exposure to be calculated. Because electret radon detectors are also sensitive to gamma and cosmic rays, they are sometimes accompanied by additional detectors sealed in radon-proof bags to allow the gamma and cosmic ray dose-rate to be estimated separately. If such extra detectors are not supplied, the combined gamma and cosmic ray dose rate is estimated on the basis of average gamma ray dose rates and the elevation of the measurement point above sea level.

Fifty-one sets of closed and two sets of open etched track detectors were submitted to the intercomparison. Another five sets of charcoal detectors and three sets of electrets were submitted. The laboratories participating in the intercomparison are listed in Table 2, and the characteristics of the detectors submitted are shown in the appendix.

4 LOGISTICAL ARRANGEMENTS

Participating laboratories were sent sets of 40 labels to attach to their detectors and were asked to send the detectors to HPA-RPD in radon-proof bags if possible. Each

label carried a detector number from 1 to 40 and a set number. HPA-RPD assigned the detector numbers 16 to 20 and 36 to 40 to the transit control group and the other 30 numbers at random to one of the three measurement groups. Charcoal and electret detectors were submitted in groups of 15, 20 or 30 rather than 40, using 5 or 10 detectors for each measurement group. No transit controls were used for charcoal detectors. Two laboratories submitting sets of electret detectors provided extra detectors to measure gamma and cosmic ray dose rates.

When a set of detectors was received by HPA-RPD, the detectors were divided up among the four groups and stored in radon-proof bags. The handling of the passive radon detectors during the intercomparison was as follows:

- a Sets of 40, 15 or 20 detectors were received from participants.
- b If they were not already properly labelled, labels were attached.
- c Each set was split into 4 groups of 10 (3 or 4 groups of 5 for charcoal and electret).
- d Each group of detectors was sealed in a radon proof bag, which was then sealed inside another radon-proof bag (referred to as double bagging below).
- e All bags for exposure 1 were put in a large box, similarly for exposure 2, etc.
- f Boxes 1-3 and the box of background detectors were stored in the laboratory, in an average radon concentration of 18 Bq m^{-3} .
- g The conditions for exposure 1 were obtained in the chamber.
- h The detectors for exposure 1 were taken from the box and set up in plastic trays. Detectors which needed to be mounted on supports were mounted outside the exposure chamber.
- i The mounted detectors and those in the trays were taken in to the exposure chamber and the detectors set out on two tables in the centre of the chamber over a period of approximately 5 minutes.
- j At the end of the exposure the detectors were taken out of the chamber within approximately 5 minutes and set out on benches in the laboratory to allow radon to diffuse out, except for charcoal detectors which were returned to the originating laboratory immediately, and open detectors which were double-bagged.
- k After 3 days the detectors were grouped into sets and double-bagged.
- l The procedure was repeated for exposures 2 and 3.
- m Three days after the third exposure all of the bags of detectors were collected together and grouped according to the originating laboratory. The bags were opened and each group of detectors was double-bagged, all in together if possible.

5 EXPOSURES

The radon exposures were carried out in the radon exposure chamber at HPA-RPD. The appropriate conditions were obtained in the chamber before introducing the detectors. Detectors were placed on or above a table in the centre of the radon chamber (see Figure 2). Open detectors were placed with their sensitive surfaces exposed to the air. Detectors designed to hang in the air were hung from a rod above the table.

The exposures are summarised in Tables 3 and 4 and Figures 3–5. The first exposure was at an intermediate equilibrium factor and lasted 47.3 hours. The second exposure was at a high equilibrium factor for 239.3 hours and the third at a low equilibrium factor for 66.6 hours. The radon and EER concentrations during the exposures are shown in Figures 3–5. The continuously emanating dry sources did not emanate enough radon to achieve a high exposure in a reasonable time, so an additional flow through dry source was used, in conjunction with a pump operating at a flow rate of 1 litre per minute. Because the second exposure continued for longer than charcoal detectors are normally exposed, they were removed from the chamber after 5 days and returned to the originating laboratories.

During the exposures the radon level was monitored continuously by the ATMOS 12 instrument. Measurements of radon decay products were made using the alpha particle spectrometric method on 10 occasions during the first exposure, 40 occasions during the second and 17 during the third. The radon concentration in the laboratory outside the exposure chamber was monitored during the exposures using an Alphaguard Professional monitor. The daily average concentrations ranged from 14 to 21 Bq m⁻³, with an overall average of 18 Bq m⁻³. The estimated additional exposure of the detectors caused by leaving them exposed in the laboratory for 3 days to allow radon to diffuse out of them was less than 1% of the exposure in the chamber in all cases and was neglected.

Thoron decay product concentrations were estimated by recounting some of the filter papers overnight, 24 hours after sampling. The highest thoron decay product concentration was found to be <1 Bq m⁻³ equilibrium equivalent thoron during exposure 3.

Temperature and humidity did not vary greatly during the exposures. Figure 6 gives the variation during exposure 3 as an example. The distribution of aerosol sizes for the three exposures is shown in Figure 7. The median thermodynamic diameters of the aerosols during exposure 1 was 101 nm, during exposure 2 was 99 nm and during exposure 3 was 98 nm.

6 RESULTS AND DISCUSSION

Each participant was asked to return results for each detector in terms of kBq m⁻³ h exposure of radon. The results were received by HPA-RPD before the participants were informed of the exposures given. With the exception of the charcoal detectors (which had to be returned immediately at the end of an exposure), participants did not know which detectors were exposed together. To ensure that the results submitted by HPA-RPD (as a participant in the intercomparison) were reported blind as well, they were routed through a third party who renumbered the detectors. The exposures given in the intercomparison were not calculated until after the results for HPA-RPD detectors had been returned and the deadline for return of all results had been passed.

Results were submitted for 51 out of the 61 sets of detectors. Results for ten sets were not received for a variety of reasons, mainly to do with doubts regarding calibrations. Two other sets were lost in transit. A summary of the results is given in Table 5 and Figures 8–11. The mean of the transit exposure results for a set of detectors was subtracted from all other results for that set before calculating the means and standard deviations. Note that in the tables, standard deviations are given as a measure of the spread of a set of results. In the figures the error bars shown are standard errors on each set of results to show whether differences between mean results and the reference levels can be accounted for by variations within a set.

As in the previous four intercomparisons, the sets of detectors were ranked in an additional table (Table 6). The mean absolute percentage difference and the mean standard deviation between the reported result and the reference value were calculated separately for each set. Sets which recorded <10% for both difference and SD were ranked as category A, sets <15% for both as category B, sets <20% as category C, sets <25% as category D and others as category E. Within each category, sets are ordered using the sum of the mean percentage difference from the reference exposure and the mean percentage standard deviation.

Sixteen sets of etched track detectors achieved the category A rating. All of the sets of etched track detectors in category A are closed, and most use one of the standard designs of holder. The general trend of improvement in the results observed since the 1997 intercomparisons seems to have reached a plateau. A comparison of this table with the equivalent in the reports of recent intercomparisons shows that the number of laboratories achieving results in the top category, A, seems to have stabilised in the region of 40%. However, the number getting results in the lowest category has decreased from 28% to 22% compared to 2004. The median values of the absolute percentage differences and percentage standard deviations found in the three exposures were: for the lowest exposure 10 and 10; for the next exposure 11 and 9; and for the highest exposure 9 and 4.

Two additional conclusions can be drawn from the data, though not obvious from the tables. Almost all of the best etched track detector results were obtained using small detector holders (about 2 cm high) and most used electrically conducting holders to prevent electrostatic charges on the holder from affecting the deposition of decay products. It is therefore encouraging that during recent intercomparisons there has been a marked trend towards the use of standard small closed conducting holders among the participants.

It should be noted that errors of bias can in principle be corrected by more accurate calibration, but if there is a large standard deviation on a set of detectors exposed simultaneously this indicates problems which may be more difficult to identify and correct. There are many potential sources of error on individual results, including the effects of shock in partially discharging electrets and problems of proper recognition of etched tracks by automatic image analysers.

Table 7 shows the minimum standard deviations achieved by each of the common detector types, taking the last nine (1997 – 2005) intercomparisons together. These results serve as reference points for each of the detector types. In all cases there were

other laboratories using the same combination of holder and detector material which produced much higher standard deviations. The results demonstrate that many laboratories are not achieving the best possible results from their detectors. They also appear to show differences between the best possible results obtainable from each detector type.

As can be seen from Table 2, large numbers of European and other laboratories continue to take part in these passive detector intercomparisons. There has been a general trend of improvement in results which it is hoped will continue. These improvements can be attributed to several factors. One of the most important is for participants to see their results ranked alongside those from other laboratories, so that they can tell immediately whether they are performing better or worse than others. Poor performance provides a strong incentive for improvement. Also the nature of the errors shown by the results allows a participant to identify what may be going wrong. For instance, high standard deviations indicate poor quality control, and possibly electrostatic effects. Consistent deviations from the reference value indicate a calibration error. Variable deviations from the reference value may indicate non-linearity of response. Hence participation in an intercomparison like the one reported here allows a scientist to identify and correct sources of error.

7 ACKNOWLEDGEMENTS

The author would like to thank Richard Algar, Keith Birch, Jon Miles and Zeinub-Ferozan Ibrahim who provided valuable assistance in the radon exposure of the detectors.

8 REFERENCES

- Cliff KD (1990). UK National Radiological Protection Board radon calibration procedures. *Journal of the National Institute of Standards and Technology*. **95**, 135-138.
- Howarth CB (2007). Results of the 2004 NRPB intercomparison of passive radon detectors. Chilton, HPA-RPD-028.
- Howarth CB and Miles JCH (2000a). Results of the 1998 European Commission intercomparison of passive radon detectors. EUR 18835 EN. CEC, Luxembourg.
- Howarth CB and Miles JCH (2000b). Results of the 1999 European Commission intercomparison of passive radon detectors. EUR 19148 EN. CEC, Luxembourg.
- Howarth CB and Miles JCH (2002a). Results of the 2000 NRPB intercomparison of passive radon detectors. Chilton, NRPB-W6.
- Howarth CB and Miles JCH (2002b). Results of the 2001 NRPB intercomparison of passive radon detectors. Chilton, NRPB-W21.
- Howarth CB and Miles JCH (2003). Results of the 2002 NRPB intercomparison of passive radon detectors. Chilton, NRPB-W44.
- Howarth CB and Miles JCH (2007). Results of the 2003 NRPB intercomparison of passive radon detectors. Chilton, HPA-RPD-027.

- Howarth CB and Miles JCH (2007). Results of the 2004 NRPB intercomparison of passive radon detectors. Chilton, HPA-RPD-028.
- Miles JCH and Olast M (1990) Results of the 1989 CEC intercomparison of passive radon detectors. Chilton, NRPB M-251.
- Miles JCH and Sinnaeve J (1988). The value of intercomparisons in radon metrology. *Radiation Protection Dosimetry* **24**, 313-316.
- Miles JCH and Strong JC (1989). Radon calibration facilities at NRPB. *Radiological Protection Bulletin*, No. 104, 6.
- Miles JCH, Algar RA, Howarth CB, Hubbard LM, Risica S, Kies A and Poffijn A (1996). Results of the 1995 European Commission intercomparison of passive radon detectors. EUR 16949 EN. CEC, Luxembourg.
- Naismith SP, Howarth CB and Miles JCH (1998). Results of the 1997 European Commission intercomparison of passive radon detectors. EUR 18035 EN. CEC, Luxembourg.
- NPL (1973). A code of practice for the detailed statement of accuracy. HMSO, London.
- NPL (1973). A code of practice for the detailed statement of accuracy. HMSO, London.
- Twomey S (1975). Comparison of constrained linear inversion and an iterative nonlinear algorithm applied to the indirect estimation of particle size distributions. *Journal of Computational Science* **18**, 188-200.
- Whysall K, Miles JCH and Olast M (1996). Results of the 1991 CEC Intercomparison of Passive Radon Detectors. EUR 15156 EN. CEC, Luxembourg.

9 TABLES AND FIGURES

TABLE 1 Parameters measured and controlled in the Health Protection Agency radon chamber

Parameter	Control	Measurement
Temperature	None	Platinum resistance thermometer
Humidity	Humidifier and dehumidifier controlled by humidistats	Capacitive sensor
Aerosol concentration	Carnauba wax aerosol generator, electrostatic precipitator	Ultrafine condensation nucleus counter (TSI 3025)
Aerosol size distribution	Aerosol about 100 nm produced by aerosol generator	Diffusion battery with switching valve
Radon concentration	Dry and liquid radium sources	Ionisation chambers (Atmos 12 DPX and Alphaguard Professional)
Radon decay product concentrations	Use of aerosol generator, electrostatic precipitator with variable speed fan and mixing fans	Sampling on Millipore AA filter, spectrometry using Nazaroff method
Unattached fraction	As for radon decay product concentrations	Sampling on wire screen
Active aerosol size distribution	As for radon decay product concentrations	6 channel parallel diffusion battery

RESULTS OF THE 2005 HEALTH PROTECTION AGENCY INTERCOMPARISON OF PASSIVE RADON DETECTORS

TABLE 2 Laboratories participating in the intercomparison

Name	Organisation	Country
A Canoba	Nuclear Regulatory Authority	Argentina
Dr J Paridaens	SCK/CEN	Belgium
A Vauchamp	ALGADE	France
S Ugi	Karlsruhe Research Centre	Germany
T R Beck	BfS	Germany
E Hulber	Radosys, Ltd.	Hungary
Ms L Currivan	RPII	Ireland
Dr G Haquin	Soreq NRC	Israel
A Parravicini	MI.AM srl	Italy
Dr C Cazzato	Esp. Qualificato di III Grado	Italy
Dr G Sciocchetti	ENEA C.R. Casaccia	Italy
Dr L Bellino	Arpac - CRR	Italy
Dr L Verdi	Agenzia Provinciale Protezione Ambiente	Italy
Dr R Lazzaron	ARPA Valle D'Aosta	Italy
Dr R Milanese	Tecnorad S.r.l.	Italy
Dr R Rusconi	ARPA Lombardia	Italy
Dr R Trevisi	Centro Ricerche ISPESL	Italy
Dr S Arrigoni	ARPA Lombardia	Italy
G Torri	APAT	Italy
M Calamosca	ENEA IRP	Italy
M Magnoni	ARPA Piemonte. Dip. Ivrea	Italy
Dr S Tokonami	National Institute of Radiological Sciences	Japan
Dr Bente Fjerdings	Rödmyr Miljösenster	Norway
K Ånestad	NRPA	Norway
Dr P Duarte	ITN/DPSRN	Portugal
Peter Jovanovic	ZVD.dd.	Slovenia
Dr J Horreros	University of Cantabria	Spain
J Armas	Universidad de la Laguna	Spain
V Moreno	UAB	Spain
Dr A Diebitsch	Independia Control AB	Sweden
Frej Kullman	MRM Konsult AB	Sweden
Tryggve Rönnqvist	Gammadata Mätteknik AB	Sweden
C Perks	Landauer	United Kingdom
Darren Langridge	DRPS	United Kingdom
J Miles	HPA - RPD	United Kingdom
Phil Gilvin	HPA - RPD Personal Monitoring Services	United Kingdom
R Lewis	PA/DEP	USA

TABLE 3 Air treatment during laboratory exposures

Exposure	1	2	3
Mixing fan	On	On	On
Aerosol generator	On	On	On
Electrostatic precipitator	Low	Off	High

TABLE 4 Exposure durations and magnitudes

Exposure	1	2	3
Duration (h)	47.33	239.33	66.58
Radon exposure (kBq m ⁻³ h)	150	1745	278
Uncertainty (%)*	5	5	5
EER exposure (kBq m ⁻³ h)	46	2175	55
Uncertainty (%)*	7	7	7
F	0.36	0.90	0.26

* Estimated uncertainty at 68% confidence level. For radon gas exposure this is estimated from the contributions to uncertainty on measurements with the Atmos 12 instrument: volume of calibration vessel, 3.1%, counting statistics, 3%, radon gas source, 1.5%. Using the standard method of combining these uncertainties yields a total uncertainty of 4.6% rounded to 5%. The method of estimating uncertainty on radon decay product measurements is given by Cliff (1990).

Notes to Tables 5, 6 and 7

- a The results for sets 35 - 1, 49 - 1, 119 - 2 and 127 - 1 are for charcoal detectors which were exposed separately for exposure 2. The reference result for these detectors is 834 kBq m⁻³ h. In Figure 11 these results are normalised to a reference value of 1745, for comparison with other detector sets.
- b The set numbers were chosen randomly and do not follow the order of laboratories in Table 2.
- c The transit group is the group of 10 detectors returned unexposed.
- d The mean result for exposed detectors is the mean after subtracting the mean transit exposure.
- e % SD is the percentage standard deviation.
- f % Diff is the percentage difference between the reference value and the mean reported.
- g In Table 6 the Mean % diff and Mean % SD are the means of the three absolute values given for a set in Table 5.
- h In Table 6, 'Sum' is the sum of Mean % diff and Mean % SD.
- i Due to an administrative error, the results for set 12-1 were incorrectly assigned by the reporting laboratory. When the correct results were supplied the percentage difference and percentage standard deviation for exposures 1, 2, and 3 were 5.7 and 5.3, 6.5 and 2.5, 2.9 and 2.8. The mean transit value was 3.8. This would place the detectors in Category A.
- j There are no results for exposure 1 for the following sets: 10-1, 23-1, 49-1, 116-1, 119-1, 119-2, 127-1, 136-1, 148-1 and 154-1. This is because these sets were received after the start of the exposures.

RESULTS OF THE 2005 HEALTH PROTECTION AGENCY INTERCOMPARISON OF PASSIVE RADON DETECTORS

TABLE 5 Radon results from passive detectors

Set ID	Transit		Exposure 1			Exposure 2			Exposure 3		
	Mean	SD	Mean	% Diff	%SD	Mean	% Diff	%SDD	Mean	% Diff	%SD
1 - 1	2.00	3.43	172.20	14.80	8.12	1952.00	11.86	2.43	292.50	5.22	3.98
1 - 2	6.00	5.77	182.10	21.40	5.84	1963.40	12.52	4.88	312.40	12.37	1.68
7 - 1	40.80	17.67	137.90	-8.07	13.75	1599.00	-8.37	3.16	235.20	-15.40	8.55
7 - 2	18.20	24.16	136.00	-9.33	13.02	1585.40	-9.15	6.80	247.00	-11.15	10.35
7 - 3	21.00	7.32	132.60	-11.60	10.06	1592.80	-8.72	8.73	267.70	-3.71	9.79
10 - 1	11.00	0.00				1626.60	-6.79	3.21	238.10	-14.35	7.63
12 - 1	444.10	777.35	402.90	168.60	212.60	48.40	-97.23	1515.39	71.10	-74.42	1017.03
13 - 1	6.50	4.06	143.90	-4.07	7.64	1709.60	-2.03	2.27	249.40	-10.29	5.53
14 - 1	7.10	5.63	224.40	49.60	61.04	2123.90	21.71	11.59	646.90	132.70	13.06
15 - 1	3.60	8.72	136.10	-9.27	10.16	1565.00	-10.32	4.91	245.10	-11.83	6.55
15 - 2	0.00	0.00	1935.20	1190.13	2.59	163.80	-90.61	2.53	307.20	10.50	3.21
16 - 1	35.40	4.72	155.30	3.53	6.88	1890.50	8.34	3.79	314.60	13.17	6.75
17 - 1	1.80	1.87	145.70	-2.87	9.33	1740.80	-0.24	3.94	239.10	-13.99	9.28
18 - 1	8.40	2.12	162.90	8.60	9.26	2088.90	19.71	4.03	298.30	7.30	8.82
18 - 2	6.10	2.42	179.00	19.33	10.02	2083.40	19.39	3.72	300.50	8.09	10.65
19 - 1	79.40	15.54	111.40	-25.73	19.37	1620.60	-7.13	3.68	231.30	-16.80	8.92
23 - 1	12.60	5.83				1834.20	5.11	2.14	297.30	6.94	7.96
26 - 1	37.20	4.57	156.40	4.27	9.13	1959.50	12.29	3.13	321.80	15.76	4.53
28 - 1	55.20	19.50	299.30	99.53	43.11	1905.70	9.21	17.96	511.60	84.03	58.99
28 - 2	51.30	10.04	156.10	4.07	7.56	1719.30	-1.47	3.87	293.40	5.54	7.02
28 - 3	19.80	7.80	158.60	5.73	18.94	1764.00	1.09	15.97	267.80	-3.67	18.77
31 - 1	9.40	3.20	131.10	-12.60	10.59	1569.50	-10.06	6.84	225.40	-18.92	7.84
32 - 1	13.20	3.43	164.90	9.93	5.24	1940.20	11.19	3.47	293.10	5.43	2.99
35 - 1	0.00	0.00	164.20	9.47	1.09	821.00	-1.56	3.55	287.40	3.38	4.59
35 - 2	30.00	5.81	108.70	-27.53	34.35	1536.40	-11.95	7.18	137.40	-50.58	27.08
35 - 3	104.20	136.13	110.00	-26.67	11.16	1849.60	5.99	7.39	197.20	-29.06	80.00
40 - 1	10.90	2.33	158.10	5.40	13.11	2193.30	25.69	14.77	282.60	1.65	5.91
45 - 1	10.40	4.43	185.00	23.33	6.29	1846.60	5.82	8.90	314.90	13.27	8.98
49 - 1						960.40	15.16	1.31	308.60	11.01	3.61
68 - 1	40.60	9.16	147.00	-2.00	18.53	1365.00	-21.78	7.58	260.90	-6.15	13.35
82 - 1	8.10	6.38	177.90	18.60	12.22	1419.80	-18.64	3.35	308.80	11.08	11.97
83 - 1	2.90	5.92	185.40	23.60	19.72	1771.00	1.49	4.81	330.50	18.88	15.42
116 - 1	47.60	65.55				1831.20	4.94	1.55	272.60	-1.94	3.51
119 - 1	12.44	8.92				1863.16	6.77	4.48	284.86	2.47	6.93
119 - 2						1218.60	46.12	6.88	418.00	50.36	4.23
121 - 1	28.40	18.19	90.90	-39.40	27.20	750.10	-57.01	8.87	150.60	-45.83	12.94
125 - 1	45.00	14.62				1936.20	10.96	3.50	346.00	24.46	8.35
127 - 1						720.00	-13.67	8.33	280.00	0.72	7.14
129 - 1	12.00	10.68	165.20	10.13	13.44	1810.40	3.75	2.17	273.90	-1.47	9.52
129 - 2	6.60	11.12	157.70	5.13	14.17	1833.70	5.08	3.64	275.10	-1.04	9.85
130 - 1	2.60	2.59	162.20	8.13	10.22	1800.00	3.15	7.46	298.10	7.23	9.67
130 - 2	4.30	2.50	160.60	7.07	12.15	1946.10	11.52	7.21	330.40	18.85	13.28
136 - 1	23.80	2.53				1943.40	11.37	2.77	303.70	9.24	3.20
137 - 2	33.70	7.41	161.60	7.73	5.98	1812.80	3.89	1.83	302.40	8.78	4.74
Reference value:			150			1745			278		

TABLE 5 Radon results from passive detectors (continued)

144 - 1	35.50	3.54	159.20	6.13	7.21	1756.00	0.63	2.19	298.60	7.41	6.38
144 - 2	37.00	4.00	151.70	1.13	7.96	1725.00	-1.15	2.59	292.80	5.32	5.08
148 - 1	99.80	28.40				1758.80	0.79	7.00	195.20	-29.78	58.31
150 - 1	5.90	1.79	129.40	-13.73	9.76	1743.40	-0.09	2.81	246.80	-11.22	7.60
153 - 1	2.20	2.49	132.40	-11.73	8.37	1747.60	0.15	7.88	236.70	-14.86	14.14
153 - 2	499.80	274.39	215.80	43.87	167.12	1715.20	-1.71	9.46	246.20	-11.44	87.54
154 - 1	13.40	4.88				1045.70	-40.07	8.46	173.00	-37.77	14.60
Reference value:			150			1745			278		

Note: All reference values and mean values for exposure groups are in units of kBq m⁻³ h.

RESULTS OF THE 2005 HEALTH PROTECTION AGENCY INTERCOMPARISON OF PASSIVE RADON DETECTORS

TABLE 6 Results ranked by category

Rating	Set ID	Mean % diff	Mean % SD	Sum	Type	Filter	Holder design	Detector material
A	116 - 1	3.44	2.53	5.97	Closed		SSI	CR39
A	144 - 2	2.53	5.21	7.74	Closed		Radosys	CR39
A	35 - 1	4.80	3.08	7.88	Closed		Canister	Charcoal
A	28 - 2	3.69	6.15	9.84	Closed		Radosys	CR39
A	144 - 1	4.72	5.26	9.98	Closed		Radosys	CR39
A	119 - 1	4.62	5.70	10.32	Closed		TASL	CR39
A	13 - 1	5.46	5.15	10.61	Closed		SSI	CR39
A	137 - 2	6.80	4.18	10.98	Closed		Radosys	CR39
A	23 - 1	6.03	5.05	11.08	Closed		SSI	CR39
A	32 - 1	8.85	3.90	12.75	Closed		SSI	CR39
A	129 - 2	3.75	9.22	12.97	Closed		Own	CR39
A	17 - 1	5.70	7.52	13.22	Closed		Own	CR39
A	129 - 1	5.12	8.38	13.49	Closed		Own	CR39
A	16 - 1	8.35	5.81	14.15	Closed		Radosys	CR39
A	127 - 1	7.19	7.74	14.93	Closed		Picorad	Charcoal
A	150 - 1	8.35	6.73	15.08	Closed		RAD	CR39
A	130 - 1	6.17	9.12	15.29	Closed		RAD	CR39
A	7 - 3	8.01	9.52	17.53	Closed		Own	LR115
B	136 - 1	10.31	2.98	13.29	Closed		SSI	CR39
B	1 - 1	10.63	4.84	15.47	Closed		NRPB	CR39
B	49 - 1	13.08	2.46	15.55	Closed		Canister	Charcoal
B	10 - 1	10.57	5.42	15.99	Closed		SSI	CR39
B	26 - 1	10.77	5.59	16.37	Closed		Own	CR39
B	15 - 1	10.47	7.21	17.68	Closed		TASL	CR39
B	153 - 1	8.91	10.13	19.04	Closed		ANPA	LR115
B	7 - 1	10.61	8.49	19.10	Closed		TASL	CR39
B	18 - 1	11.87	7.37	19.24	Closed	Yes	KfK FN	Makrofol
B	7 - 2	9.88	10.06	19.93	Closed		TASL	CR39
B	40 - 1	10.92	11.26	22.18	Closed		NRPB	CR39
B	45 - 1	14.14	8.06	22.20	Closed		Own	CR39
B	31 - 1	13.86	8.42	22.28	Open		Own	LR115
B	68 - 1	9.98	13.15	23.13	Closed	Yes	KfK A	Makrofol
B	130 - 2	12.48	10.88	23.36	Closed		Radosys	CR39
B	83 - 1	14.66	13.32	27.97	Closed	Yes	KfK A	Makrofol
C	1 - 2	15.43	4.13	19.56	Closed		SSI	CR39
C	28 - 3	3.50	17.89	21.39	Closed		ANPA	LR115
C	125 - 1	17.71	5.92	23.63	Closed		Radosys	CR39
C	18 - 2	15.61	8.13	23.74	Closed	Yes	KfK FN	Makrofol
C	82 - 1	16.11	9.18	25.29	Closed	Yes	KfK FN	Makrofol
C	19 - 1	16.55	10.66	27.21	Closed		ANPA	CR39
E	148 - 1	15.29	32.66	47.94	Closed		Own	CR39
E	154 - 1	38.92	11.53	50.45	Closed		TASL	CR39
E	35 - 2	30.02	22.87	52.89	Closed	Yes	Landauer	CR39
E	35 - 3	20.58	32.85	53.43	Closed		Eperm S	Electret
E	119 - 2	48.24	5.55	53.79	Closed		Picorad	Charcoal
E	121 - 1	47.41	16.33	63.75	Closed		Own	CR39

E	14 - 1	68.00	28.56	96.56	Closed	SSI	CR39
E	28 - 1	64.26	40.02	104.28	Closed	RAD	CR39
E	153 - 2	19.00	88.04	107.04	Closed	Eperm L	Electret
E	15 - 2	430.42	2.78	433.19	Closed	Eperm S	Electret
E	12 - 1	113.42	915.00	1028.42	Closed	SSI	CR39

Note: The holder design refers to the company or organisation which first designed the detector. Some designs are used by several laboratories. The name of some organisations has changed since the detectors were first designed. The name used for the holder design has not been updated (eg HPA for NRPB) to ensure consistency with previous intercomparison reports.

TABLE 7 Minimum standard deviations achieved by different common detector types in the last five intercomparisons

Holder design	Detector material	Minimum mean % SD
Canister	Activated charcoal	1.0
E-Perm L	Electret	2.3
NRPB/SSI	CR-39/PADC	2.7
Karlsruhe FN	Polycarbonate	4.3
NRPB	CR-39/PADC	4.6
ANPA	Cellulose nitrate	4.7

Note: Measuring laboratories were not aware which detectors were exposed together to the same radon level, except in the case of activated charcoal detectors, which had to be returned immediately at the end of each exposure to avoid excessive loss of absorbed radon by decay.

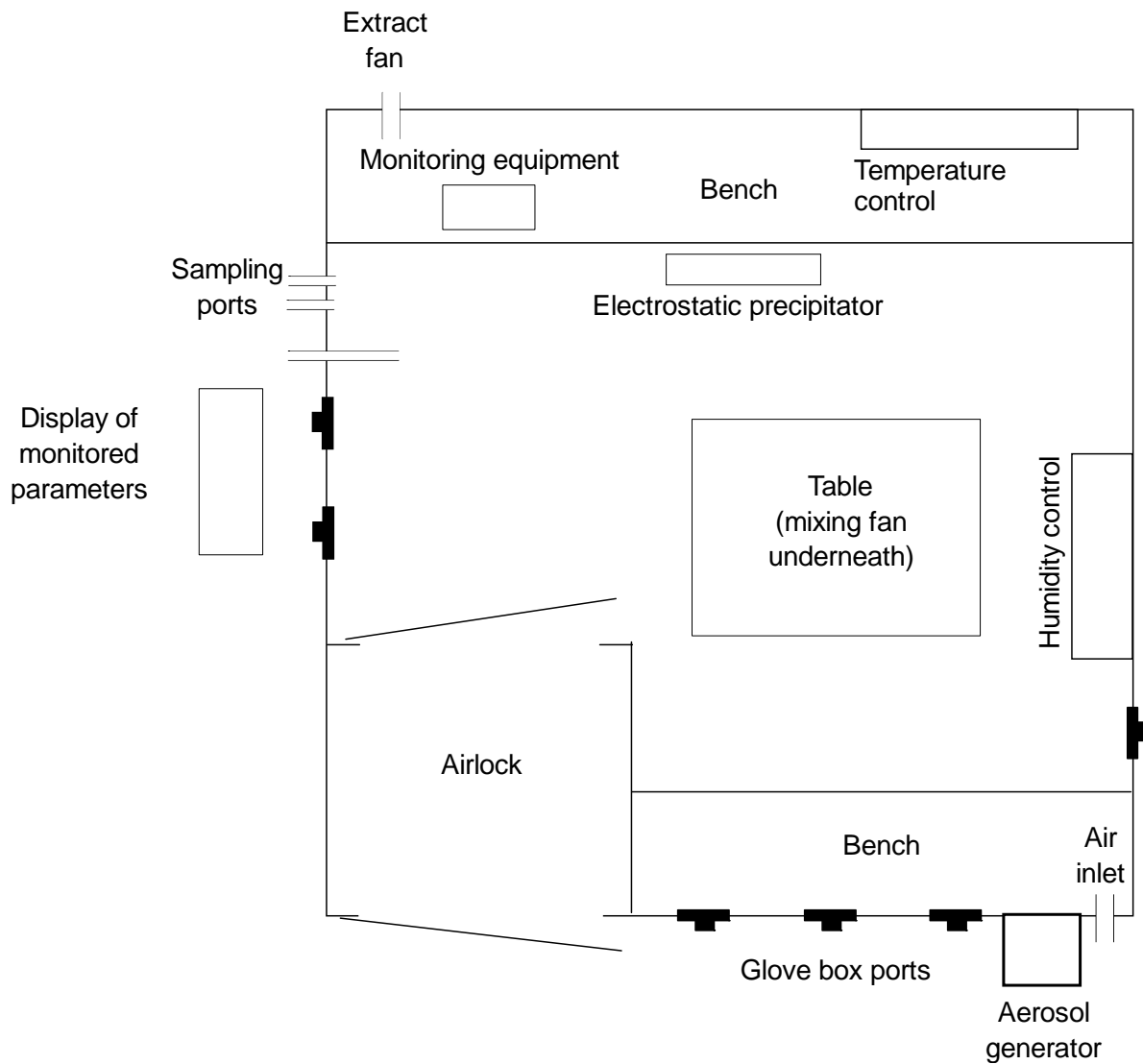


FIGURE 1 The Health Protection Agency radon chamber



FIGURE 2 Detectors during an exposure

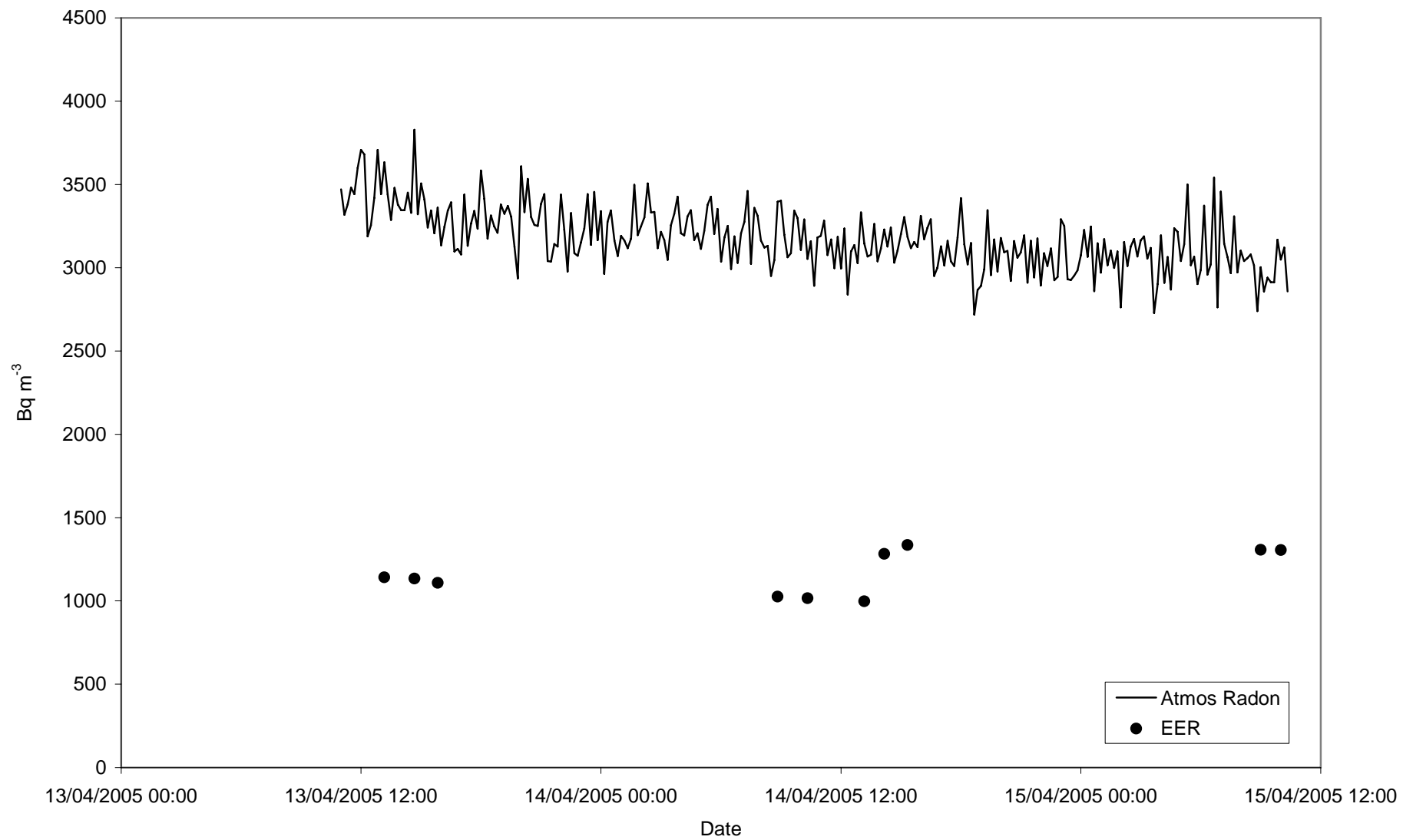


FIGURE 3 Radon and EER concentrations exposure 1

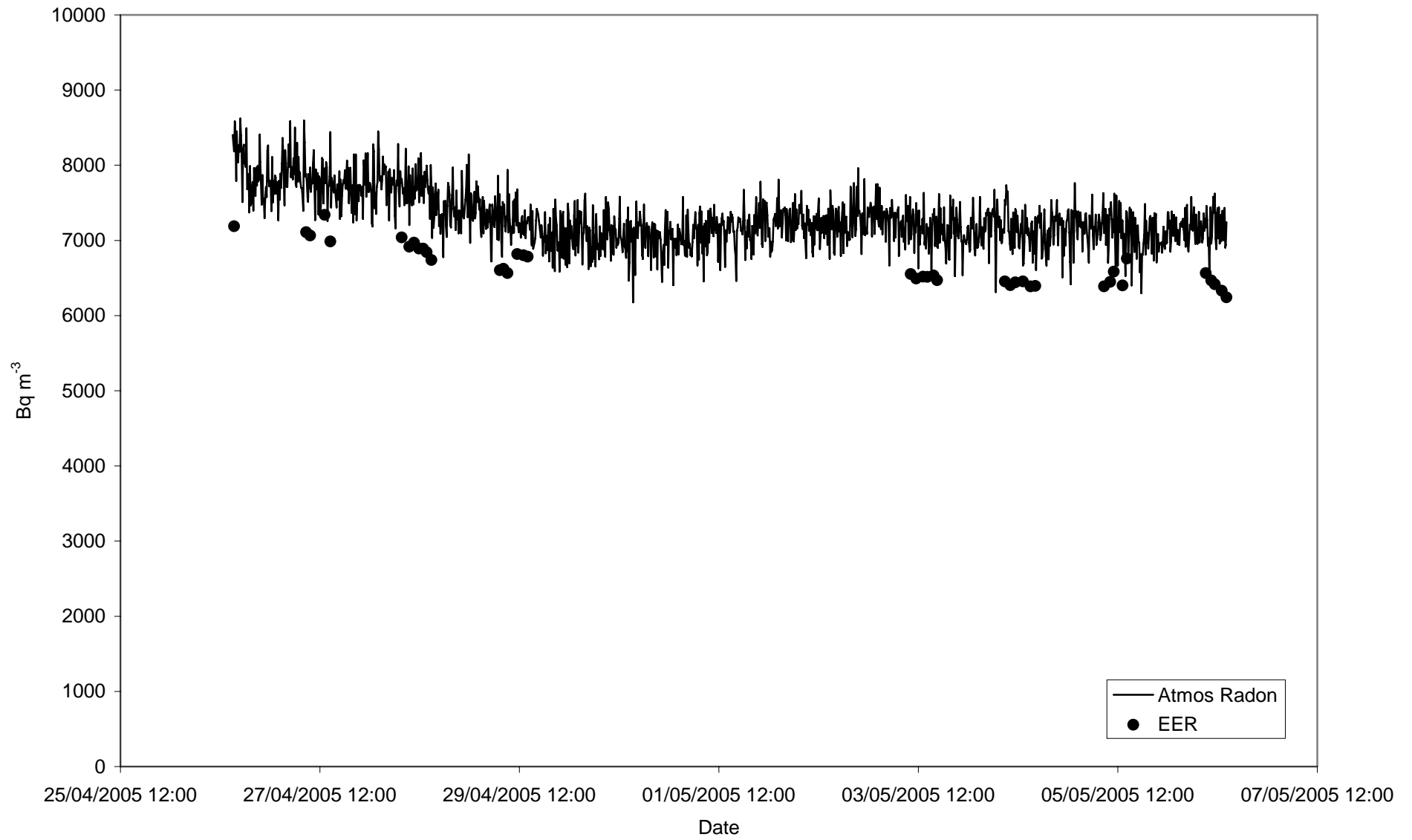


FIGURE 4 Radon and EER concentrations exposure 2

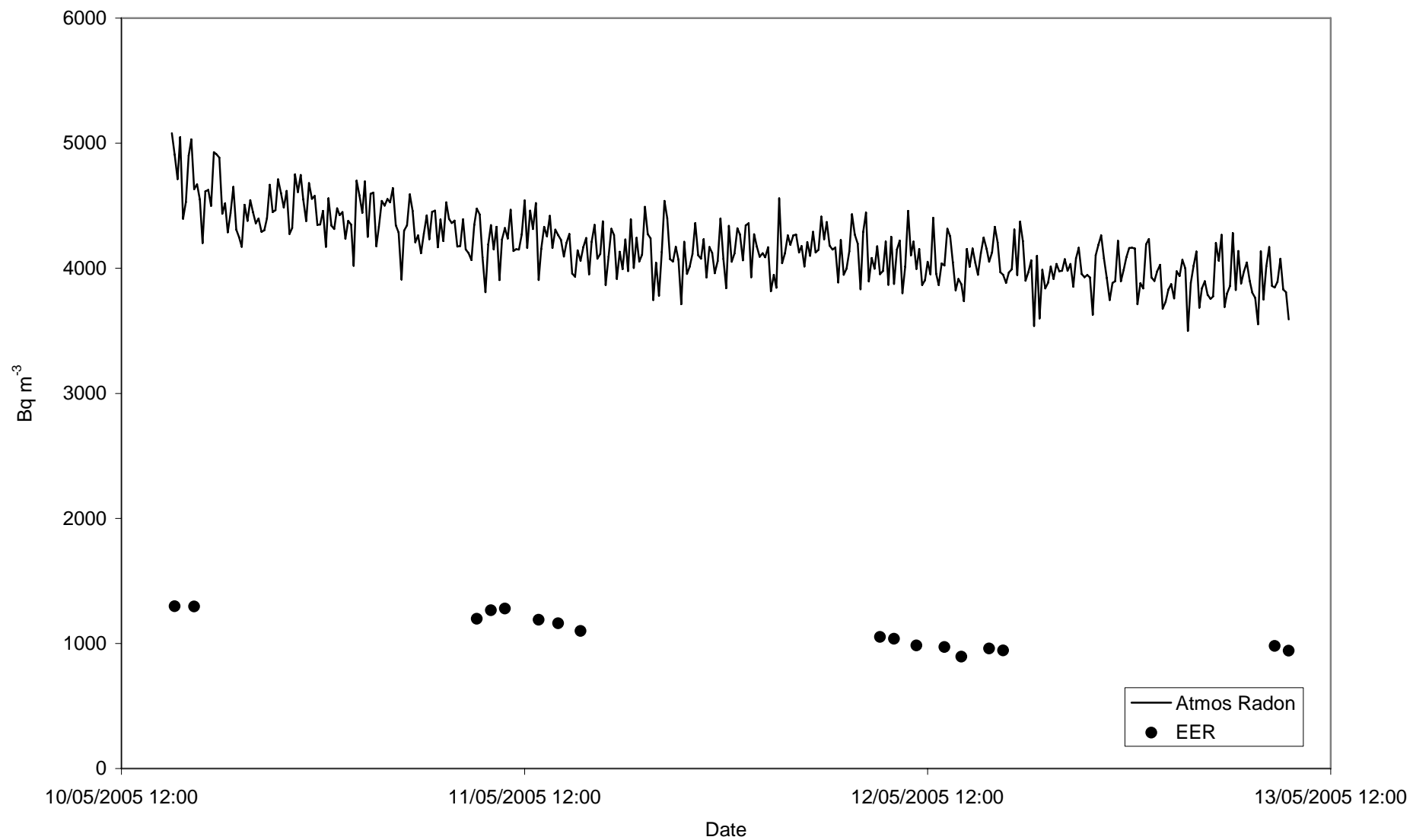


FIGURE 5 Radon and EER concentrations exposure 3

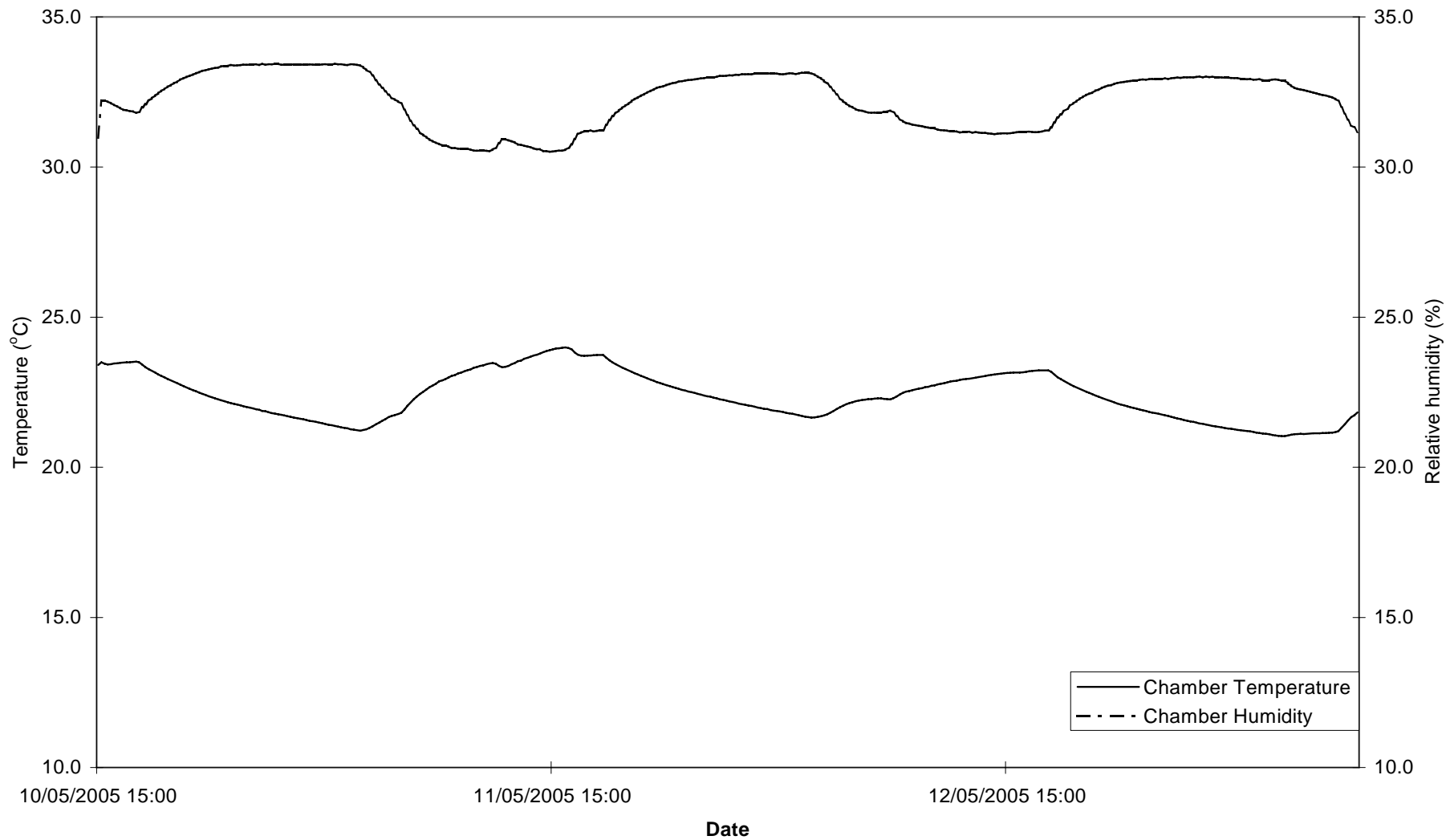


FIGURE 6 Temperature and relative humidity in the chamber during exposure 3

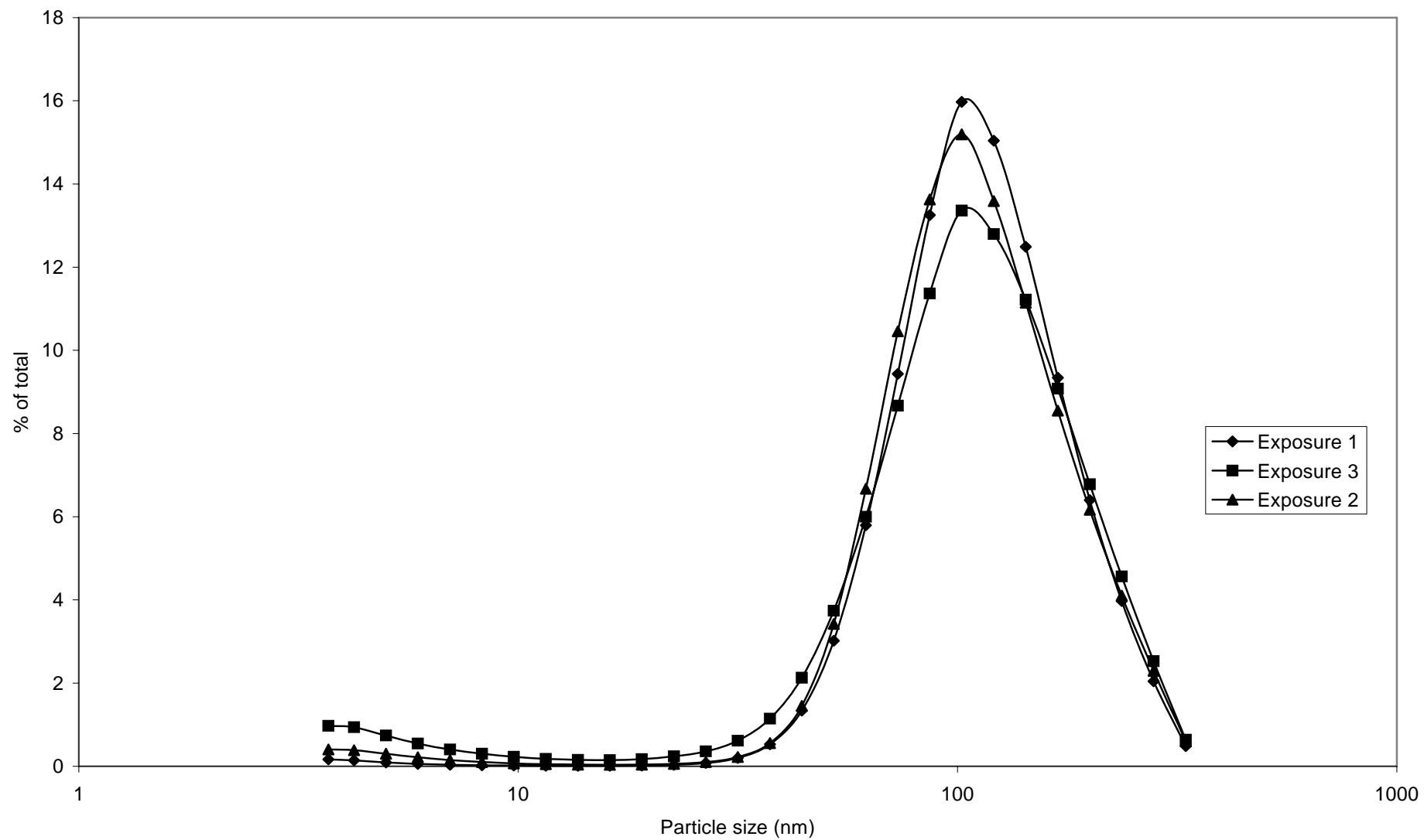


FIGURE 7 Ambient aerosol size distributions during exposures 1, 2 and 3

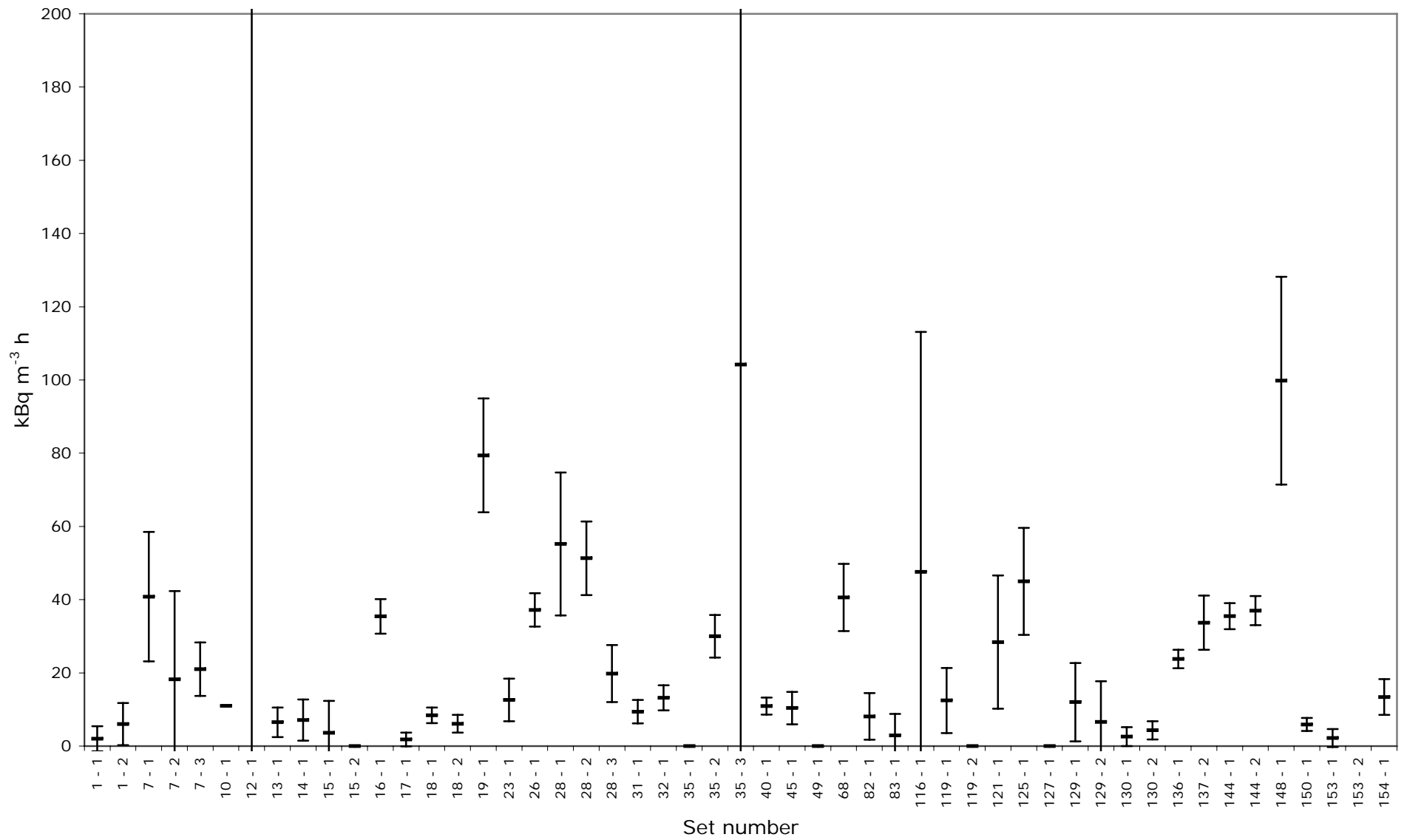


FIGURE 8 Results for transit detectors

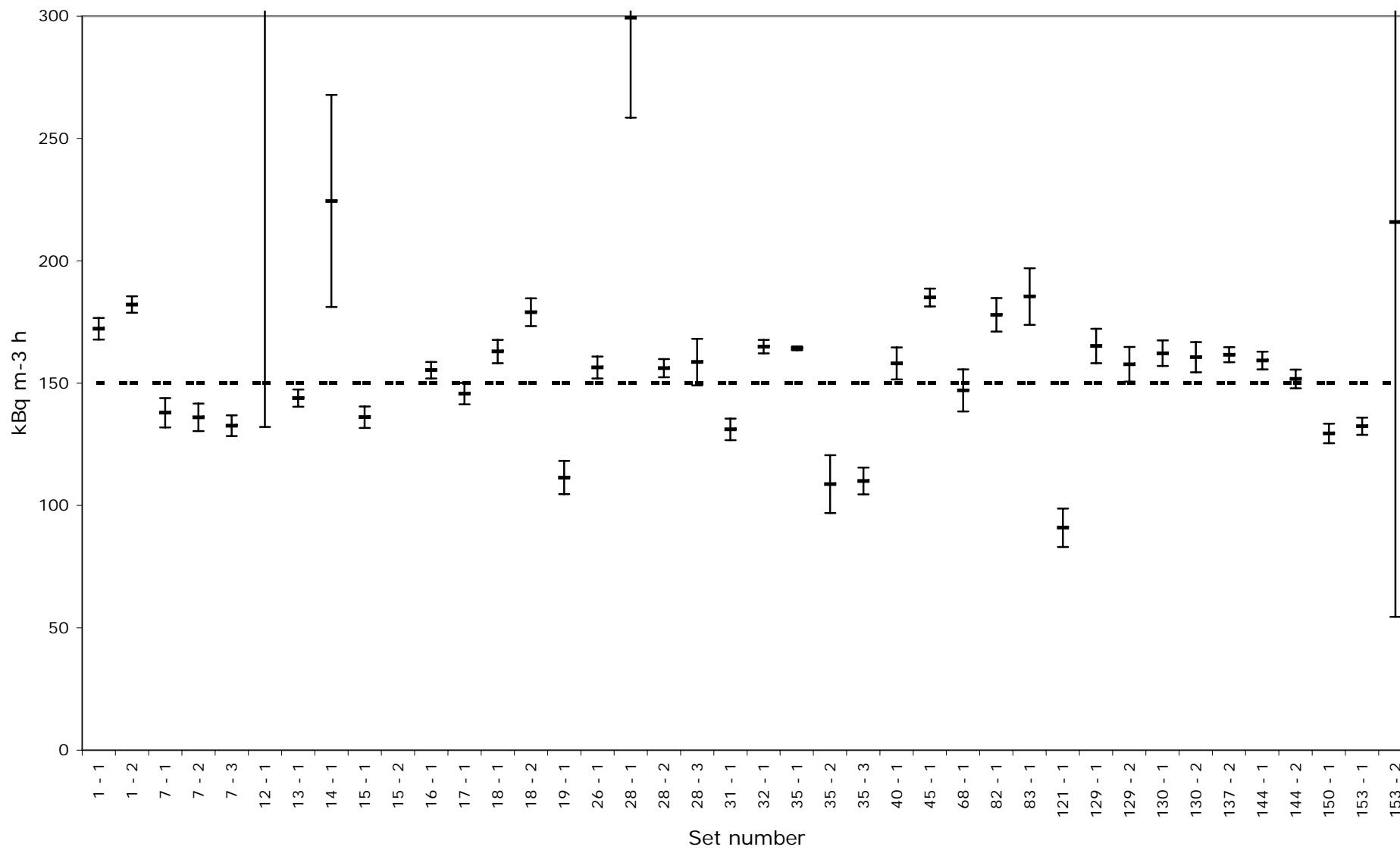


FIGURE 9 Detector results with standard error exposure 1

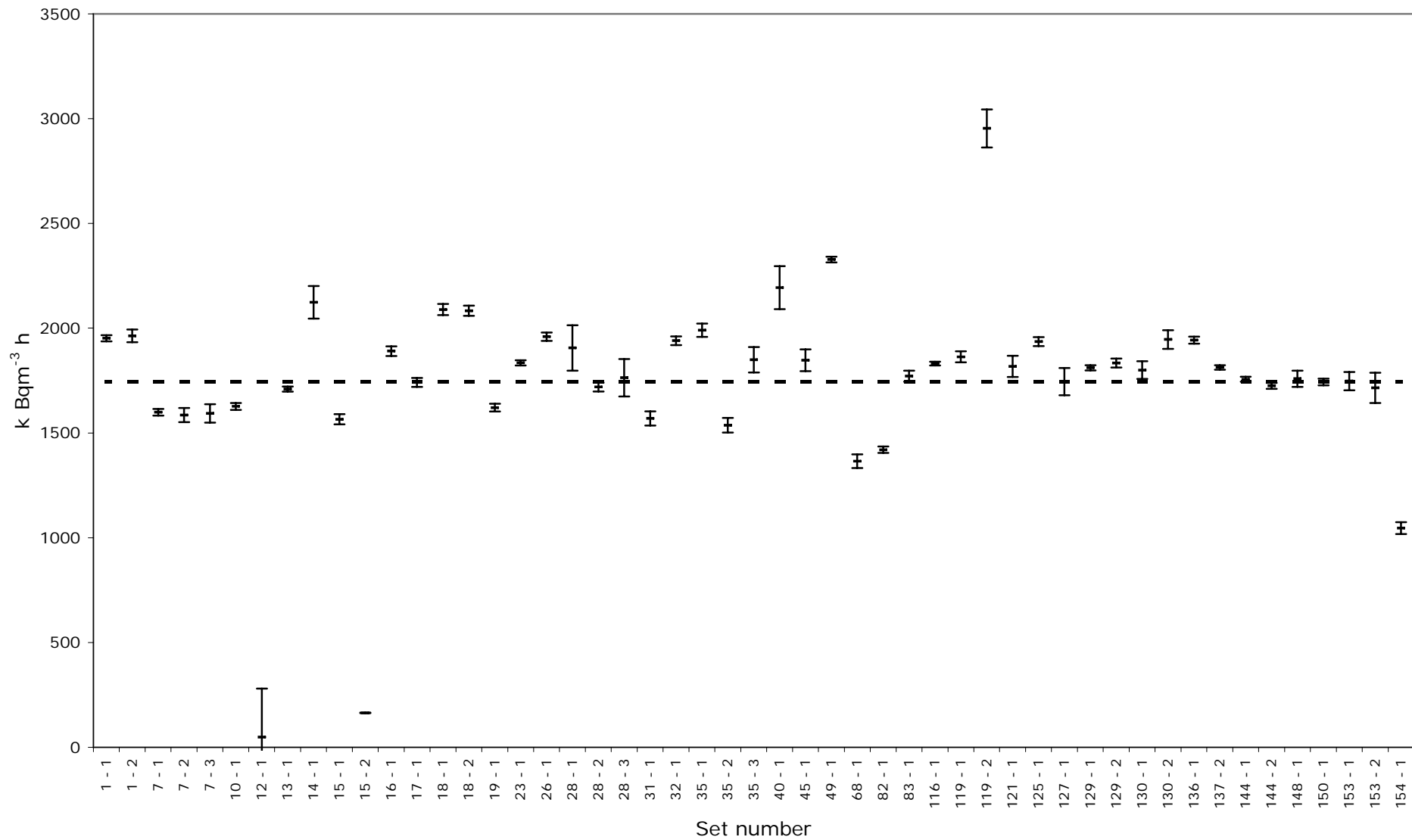


FIGURE 10 Detector results with standard error exposure 2

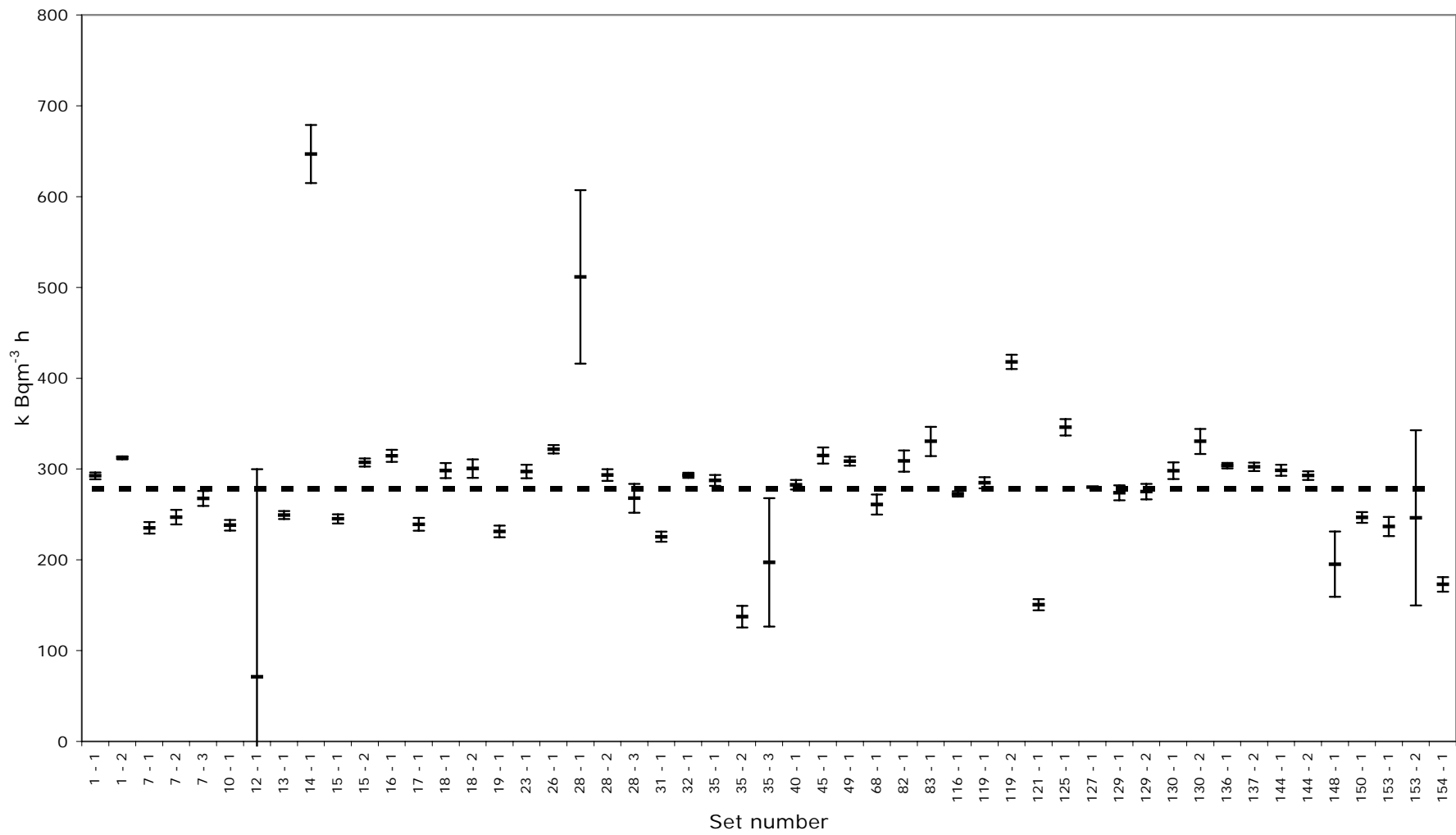


FIGURE 11 Detector results with standard error exposure 3

APPENDIX

Characteristics of detectors used in the intercomparison

RESULTS OF THE 2005 HEALTH PROTECTION AGENCY INTERCOMPARISON OF PASSIVE RADON DETECTORS

Laboratory
Autoridad Regulatoria Nuclear
Av. Libertador 8250
Cp. 1429
Buenos Aires
Argentina

Scientists	Analia Canoba, Tabio López
Contact	Analia Canoba
Telephone	++54 11 6779 8363
Fax	++54 11 6779 8460
Email	acanoba@cec.arn.gov.ar

Reference:

A C Canoba, F O Lopez, D D Oliviera "Radon determination by activated charcoal absorption and liquid scintillation measurement." J. Radioanal. And Nuc. Chemistry, Vol 240 No 1 (1999) 237 - 241.

Detector application	
Used for dwellings?	Yes
Used for workplaces?	Yes
Used for mines/caves?	Yes
Used for outdoor?	Yes
Used for soil?	
Routine/experimental?	Routine

Detector:



Detector characteristics	
Holder design	
Counting method	
Diffusion barrier in holder	Yes
Humidity correction applied	Yes

Calibration and exposure	
Calibration method	Chamber calibration
Typical calibration exposure (kBq h m ⁻³)	24 - 170
Normal exposure duration (days)	1 - 7
Normal exposure range (kBq h m ⁻³)	0.4 - 2500
Quoted uncertainty in this range	
Basis of uncertainty (eg 95% CL)	

Laboratory:
SCK - CEN
Boeretang 200
B2400 MOL
Belgium

Scientists:	J. Paridaens
Contact:	J. Paridaens, H Vanmarcke
Telephone:	+32 14 33 2814
Fax:	+32 14 33 1056
Email:	jparideans@sckcen.be

Calibration and exposure:	
Calibration method:	
Typical calibration exposure (kBq h m ⁻³)	300 - 500
Normal exposure duration (days)	30 to 180
Normal exposure range (kBq h m ⁻³)	50 to 2000
Quoted uncertainty in this range	15 %
Basis of uncertainty (eg 95% CL)	

Detector application:	
Used for dwellings?	Yes
Used for workplaces?	Yes
Used for mines/caves?	No
Used for outdoor?	Yes
Used for soil?	No
Routine/experimental?	

Characteristics:	
Holder type	Closed with filter
Holder design	KfK A
Holder antistatic measures	
Detector antistatic measures	none

Detector characteristics:	
Detector material	
Detector thickness (mm)	0.3
Detector size (mm ²)	

Etching	Chemical/ pre-etch	Electro-chemical
Time (h)	0.5	3
Solution	KOH 6N/Ethanol 96%	KOH 6N/Ethanol 96%
Strength (%)		
Temperature °C	25	
Chemical stirring?	No	
Field (kV cm ⁻¹)		26.7
Frequency (kHz)		2

Detector performance:	
Sensitivity (tracks/cm ² /kBq h m ⁻³)	0.5
Typical background (kBq h m ⁻³)	10
SD on background (kBq h m ⁻³)	
Saturation (MBq h m ⁻³)	20

Track counting:	
Manual (M) or Automatic (A):	Automatic
Area of one counting field (mm ²):	
Number of fields counted per detector:	
OR minimum number of tracks counted:	0
Autofocus:	No
Correction for non-linearity:	No

Light level stabilisation for automatic counters:	
Constant voltage:	Yes
Constant current:	No
Constant light output:	No
Regular check of reference detector:	No

Reference:	

Detector:



RESULTS OF THE 2005 HEALTH PROTECTION AGENCY INTERCOMPARISON OF PASSIVE RADON DETECTORS

Laboratory:
SCK - CEN
Boeretang 200
B2400 MOL
Belgium

Scientists:	J. Paridaens
Contact:	J. Paridaens, H Vanmarcke
Telephone:	+32 14 33 2814
Fax:	+32 14 33 1056
Email:	jparideans@sckcen.be

Calibration and exposure:	
Calibration method:	
Typical calibration exposure (kBq h m ⁻³)	300 - 500
Normal exposure duration (days)	30 to 180
Normal exposure range (kBq h m ⁻³)	50 to 2000
Quoted uncertainty in this range	15 %
Basis of uncertainty (eg 95% CL)	

Detector application:	
Used for dwellings?	Yes
Used for workplaces?	Yes
Used for mines/caves?	No
Used for outdoor?	Yes
Used for soil?	No
Routine/experimental?	

Characteristics:	
Holder type	Closed with filter
Holder design	KfK A
Holder antistatic measures	
Detector antistatic measures	None

Detector characteristics:	
Detector material	
Detector thickness (mm)	0.3
Detector size (mm ²)	

Etching	Chemical/ pre-etch	Electro-chemical
Time (h)	0.5	3
Solution	KOH 6N/Ethanol 96%	KOH 6N/Ethanol 96%
Strength (%)		
Temperature °C	25	
Chemical stirring?	No	
Field (kV cm ⁻¹)		26.7
Frequency (kHz)		2

Detector performance:	
Sensitivity (tracks/cm ² /kBq h m ⁻³)	0.5
Typical background (kBq h m ⁻³)	10
SD on background (kBq h m ⁻³)	
Saturation (MBq h m ⁻³)	20

Track counting:	
Manual (M) or Automatic (A):	Automatic
Area of one counting field (mm ²):	
Number of fields counted per detector:	
OR minimum number of tracks counted:	0
Autofocus:	No
Correction for non-linearity:	No

Light level stabilisation for automatic counters:	
Constant voltage:	Yes
Constant current:	No
Constant light output:	No
Regular check of reference detector:	No

Reference:	

Detector:



Laboratory:
ALGADE
Avenue du Brugeaud
BP 46
87250 Bessimes-sur -Gartempe
France

Scientists:	Claude Gibaud
Contact:	Claude Gibaud
Telephone:	+33 555 60 50 34
Fax:	+33 555 60 50 59
Email:	claudio.gibaud@algade.com

Calibration and exposure:	
Calibration method:	ALGADE radon chamber/CEA-DAMRI
Typical calibration exposure (kBq h m ⁻³)	600
Normal exposure duration (days)	30 - 90
Normal exposure range (kBq h m ⁻³)	50 - 10 000
Quoted uncertainty in this range	20
Basis of uncertainty (eg 95% CL)	95% CL

Detector application:	
Used for dwellings?	Yes
Used for workplaces?	Yes
Used for mines/caves?	Yes
Used for outdoor?	No
Used for soil?	No
Routine/experimental?	

Characteristics:	
Holder type	Closed with filter
Holder design	Own
Holder antistatic measures	Conducting holder
Detector antistatic measures	

Detector characteristics:	
Detector material	LR115
Detector thickness (mm)	
Detector size (mm ²)	

Etching	Chemical/ pre-etch	Electro-chemical
Time (h)	1.17h	
Solution	NaOH	
Strength (%)	25	
Temperature °C	60	
Chemical stirring?	Yes	
Field (kV cm ⁻¹)		
Frequency (kHz)		

Detector performance:	
Sensitivity (tracks/cm ² /kBq h m ⁻³)	1.80
Typical background (kBq h m ⁻³)	10
SD on background (kBq h m ⁻³)	10
Saturation (MBq h m ⁻³)	150

Track counting:	
Manual (M) or Automatic (A):	Automatic
Area of one counting field (mm ²):	16
Number of fields counted per detector:	4
OR minimum number of tracks counted:	0
Autofocus:	No
Correction for non-linearity:	No

Light level stabilisation for automatic counters:	
Constant voltage:	No
Constant current:	Yes
Constant light output:	Yes
Regular check of reference detector:	Yes

Reference:	

Detector:



RESULTS OF THE 2005 HEALTH PROTECTION AGENCY INTERCOMPARISON OF PASSIVE RADON DETECTORS

Laboratory:
BfS
Dienststelle Berlin
Köpernicker Allee 120 - 130
10318 Berlin
Germany

Scientists:	Dr T Beck
Contact:	E Foerster
Telephone:	+49 1888 333 4221
Fax:	+49 1888 333 4215
Email:	efoerster@bfs.de

Calibration and exposure:	
Calibration method:	Radon calibration chamber
Typical calibration exposure (kBq h m ⁻³)	50 - 60 000
Normal exposure duration (days)	90 - 180
Normal exposure range (kBq h m ⁻³)	50 - 60 000
Quoted uncertainty in this range	<20%
Basis of uncertainty (eg 95% CL)	95% CL

Detector application:	
Used for dwellings?	Yes
Used for workplaces?	Yes
Used for mines/caves?	No
Used for outdoor?	Yes
Used for soil?	No
Routine/experimental?	Routine

Characteristics:	
Holder type	Closed with filter
Holder design	Own
Holder antistatic measures	Conducting holder
Detector antistatic measures	None

Detector characteristics:	
Detector material	Makrofol
Detector thickness (mm)	0.3
Detector size (mm ²)	1000

Etching	Chemical/ pre-etch	Electro-chemical
Time (h)		1.5/0.75
Solution		KOH/EtOH
Strength (%)		40:60
Temperature °C		
Chemical stirring?		
Field (kV cm ⁻¹)		4
Frequency (kHz)		100 - 3000

Detector performance:	
Sensitivity (tracks/cm ² /kBq h m ⁻³)	1.6
Typical background (kBq h m ⁻³)	25
SD on background (kBq h m ⁻³)	6
Saturation (MBq h m ⁻³)	6

Track counting:	
Manual (M) or Automatic (A):	Automatic
Area of one counting field (mm ²):	
Number of fields counted per detector:	
OR minimum number of tracks counted:	0
Autofocus:	No
Correction for non-linearity:	Yes

Light level stabilisation for automatic counters:	
Constant voltage:	
Constant current:	
Constant light output:	
Regular check of reference detector:	

Reference:	

Detector:



Laboratory:
Radosys, Ltd.
Vegyesz U. 17-25
H-1116 Budapest
Hungary

Scientists:	E. Hulber, D. Selmeczi
Contact:	E. Hulber
Telephone:	++36 1 2030878
Fax:	++36 1 2030879
Email:	ehulber@radosys.com

Calibration and exposure:	
Calibration method:	detectors returned at intercomparison
Typical calibration exposure (kBq h m ⁻³)	300
Normal exposure duration (days)	50 to 100
Normal exposure range (kBq h m ⁻³)	100 to 5000
Quoted uncertainty in this range	below 20%
Basis of uncertainty (eg 95% CL)	

Detector application:	
Used for dwellings?	Yes
Used for workplaces?	Yes
Used for mines/caves?	
Used for outdoor?	
Used for soil?	
Routine/experimental?	Routine

Characteristics:	
Holder type	Closed without filter
Holder design	Radosys
Holder antistatic measures	Conducting holder
Detector antistatic measures	Dip in antistatic solution

Detector characteristics:	
Detector material	CR39
Detector thickness (mm)	1
Detector size (mm ²)	100

Etching	Chemical/ pre-etch	Electro-chemical
Time (h)	4	
Solution	NaOH	
Strength (%)	25	
Temperature °C	90	
Chemical stirring?	Yes	
Field (kV cm ⁻¹)		
Frequency (kHz)		

Detector performance:	
Sensitivity (tracks/cm ² /kBq h m ⁻³)	2.1
Typical background (kBq h m ⁻³)	19
SD on background (kBq h m ⁻³)	8
Saturation (MBq h m ⁻³)	6.5

Track counting:	
Manual (M) or Automatic (A):	
Area of one counting field (mm ²):	
Number of fields counted per detector:	
OR minimum number of tracks counted:	0
Autofocus:	Yes
Correction for non-linearity:	No

Light level stabilisation for automatic counters:	
Constant voltage:	No
Constant current:	No
Constant light output:	Yes
Regular check of reference detector:	Yes

Reference:	

Detector:



RESULTS OF THE 2005 HEALTH PROTECTION AGENCY INTERCOMPARISON OF PASSIVE RADON DETECTORS

Laboratory:
R.P.I.I
3 Clonskeagh Square
Clonskeagh Road
Dublin 14
Ireland

Scientists:	Mairin O'Colmain, Olwyn Hanley
Contact:	Lorraine Currivan
Telephone:	++353 1 2697766
Fax:	
Email:	lcurrivan@rpii.ie

Calibration and exposure:	
Calibration method:	RPII Radon Chamber
Typical calibration exposure (kBq h m ⁻³)	500
Normal exposure duration (days)	90 to 270
Normal exposure range (kBq h m ⁻³)	30 to 7000
Quoted uncertainty in this range	15
Basis of uncertainty (eg 95% CL)	1 SD

Detector application:	
Used for dwellings?	Yes
Used for workplaces?	Yes
Used for mines/caves?	Yes
Used for outdoor?	
Used for soil?	
Routine/experimental?	Routine

Characteristics:	
Holder type	Closed without filter
Holder design	NRPB/SSI
Holder antistatic measures	Conducting holder
Detector antistatic measures	Antistatic dip

Detector characteristics:	
Detector material	Cr39
Detector thickness (mm)	1
Detector size (mm ²)	481

Etching	Chemical/ pre-etch	Electro-chemical
Time (h)	8	
Solution	NaOH	
Strength (%)	25	
Temperature °C	75	
Chemical stirring?	No	
Field (kV cm ⁻¹)		
Frequency (kHz)		

Detector performance:	
Sensitivity (tracks/cm ² /kBq h m ⁻³)	2.7 - 2.9
Typical background (kBq h m ⁻³)	11
SD on background (kBq h m ⁻³)	6
Saturation (MBq h m ⁻³)	27

Track counting:	
Manual (M) or Automatic (A):	
Area of one counting field (mm ²):	
Number of fields counted per detector:	
OR minimum number of tracks counted:	0
Autofocus:	Yes
Correction for non-linearity:	Yes

Light level stabilisation for automatic counters:	
Constant voltage:	Yes
Constant current:	No
Constant light output:	No
Regular check of reference detector:	Yes

Reference:	

Detector:



Laboratory:
ARPA Lombardia - Bergamo
via clara Maffei 4
24121 Bergamo
Italy

Scientists:	D.ssa Silvia Arrigoni
Contact:	D.ssa Silvia Arrigoni
Telephone:	+39 035 385872
Fax:	+39 035 385860
Email:	s.arrigoni@arpalombardia.it

Calibration and exposure:	
Calibration method:	
Typical calibration exposure (kBq h m ⁻³)	
Normal exposure duration (days)	30 - 180
Normal exposure range (kBq h m ⁻³)	100 - 5000
Quoted uncertainty in this range	2%
Basis of uncertainty (eg 95% CL)	

Detector application:	
Used for dwellings?	Yes
Used for workplaces?	Yes
Used for mines/caves?	
Used for outdoor?	
Used for soil?	
Routine/experimental?	Both

Characteristics:	
Holder type	Closed without filter
Holder design	Radosys
Holder antistatic measures	Antistatic dip
Detector antistatic measures	Antistatic dip

Detector characteristics:	
Detector material	CR39
Detector thickness (mm)	1
Detector size (mm ²)	100

Etching	Chemical/ pre-etch	Electro-chemical
Time (h)	4	
Solution	NaOH	
Strength (%)	25	
Temperature °C	90	
Chemical stirring?	Yes	
Field (kV cm ⁻¹)		
Frequency (kHz)		

Detector performance:	
Sensitivity (tracks/cm ² /kBq h m ⁻³)	3
Typical background (kBq h m ⁻³)	20
SD on background (kBq h m ⁻³)	8
Saturation (MBq h m ⁻³)	6.5

Track counting:	
Manual (M) or Automatic (A):	Automatic
Area of one counting field (mm ²):	
Number of fields counted per detector:	
OR minimum number of tracks counted:	0
Autofocus:	No
Correction for non-linearity:	Yes

Light level stabilisation for automatic counters:	
Constant voltage:	No
Constant current:	No
Constant light output:	Yes
Regular check of reference detector:	Yes

Reference:	
Radosys 2000 system supplied by Radosys KBT (Hungary)	

Detector:



RESULTS OF THE 2005 HEALTH PROTECTION AGENCY INTERCOMPARISON OF PASSIVE RADON DETECTORS

Laboratory:
MI.AM SRL
Via Borsa 17
20052 Monza (MI)
Italy

Scientists	Antonio Parravicini
Contact	Antonio Parravicini
Telephone	++39 039 2024705
Fax	++39 039 2022712
Email	info@miam.it

Calibration and exposure	
Calibration method:	Manufacturer
Typical calibration exposure (kBq h m ⁻³)	
Normal exposure duration (days)	30 - 60 (SLT)
Normal exposure range (kBq h m ⁻³)	
Quoted uncertainty in this range	
Basis of uncertainty (eg 95% CL)	

Detector application	
Used for dwellings?	Yes
Used for workplaces?	Yes
Used for mines/caves?	
Used for outdoor?	
Used for soil?	
Routine/experimental?	Routine


Detector characteristics	
Holder design:	
Rad Elec E-Perm system?	Yes
Other:	
Holder (S/large, L/small):	S
Gamma correction calculated:	Yes
Gamma correction measured:	

Reference:

Detector:



Laboratory
ARPA Lombardia - Dip. Milano
via Juvara 22
20129 Milano
Italy



Scientists	Dr Rosella Rusconi
Contact	Dr Silvia Bellinzona
Telephone	++39 02 74872247
Fax	++39 02 70124857
Email	s.bellinzona@arpa.lombardia.it

Detector:



Detector application	
Used for dwellings?	Yes
Used for workplaces?	Yes
Used for mines/caves?	
Used for outdoor?	
Used for soil?	
Routine/experimental?	Routine

Detector characteristics	
Holder design	
Counting method	
Diffusion barrier in holder	Yes
Humidity correction applied	No

Calibration and exposure	
Calibration method	Exposure in radon chamber
Typical calibration exposure (kBq h m ⁻³)	50
Normal exposure duration (days)	2
Normal exposure range (kBq h m ⁻³)	2 - 100
Quoted uncertainty in this range	95% CL
Basis of uncertainty (eg 95% CL)	95% CL

Reference

RESULTS OF THE 2005 HEALTH PROTECTION AGENCY INTERCOMPARISON OF PASSIVE RADON DETECTORS

Laboratory:
ARPA Lombardia - Dip. Milano
via Juvara 22
20129 Milano
Italy

Scientists:	Dr Rosella Rusconi
Contact:	Dr Silvia Bellinzona
Telephone:	++39 02 74872247
Fax:	++39 02 70124857
Email:	s.bellinzona@arpa.lombardia.it

Calibration and exposure:	
Calibration method:	Exposure in radon chamber
Typical calibration exposure (kBq h m ⁻³)	400 - 4000
Normal exposure duration (days)	90 - 180
Normal exposure range (kBq h m ⁻³)	40 - 10 000
Quoted uncertainty in this range	5 - 10%
Basis of uncertainty (eg 95% CL)	95% CL

Detector application:	
Used for dwellings?	Yes
Used for workplaces?	Yes
Used for mines/caves?	No
Used for outdoor?	No
Used for soil?	No
Routine/experimental?	Routine

Characteristics:	
Holder type	Closed without filter
Holder design	NRPB/SSI
Holder antistatic measures	Conducting holder
Detector antistatic measures	Antistatic dip

Detector characteristics:	
Detector material	CR39
Detector thickness (mm)	1
Detector size (mm ²)	200

Etching	Chemical/ pre-etch	Electro-chemical
Time (h)	1	
Solution	NaOH	
Strength (%)	25%	
Temperature °C	98	
Chemical stirring?	Yes	
Field (kV cm ⁻¹)		
Frequency (kHz)		

Detector performance:	
Sensitivity (tracks/cm ² /kBq h m ⁻³)	1.7
Typical background (kBq h m ⁻³)	12
SD on background (kBq h m ⁻³)	5
Saturation (MBq h m ⁻³)	20

Track counting:	
Manual (M) or Automatic (A):	Automatic
Area of one counting field (mm ²):	
Number of fields counted per detector:	
OR minimum number of tracks counted:	0
Autofocus:	Yes
Correction for non-linearity:	No

Light level stabilisation for automatic counters:	
Constant voltage:	
Constant current:	
Constant light output:	
Regular check of reference detector:	

Reference:	

Detector:



Laboratory:
ARPA Valle D'Aosta
Loc. Grande Charriere, 44
Italy

Scientists:	Dr Roberto Lazzaron, Dr Giovanni Agnesod
Contact:	Dr Roberto Lazzaron
Telephone:	++39 0165 278556
Fax:	++39 0165 278550
Email:	r.lazzaron@arpa.vda.it

Calibration and exposure:	
Calibration method:	ENEA Casaccia radon chamber
Typical calibration exposure (kBq h m ⁻³)	200 - 1000
Normal exposure duration (days)	120 - 210
Normal exposure range (kBq h m ⁻³)	40 - 3000
Quoted uncertainty in this range	30%
Basis of uncertainty (eg 95% CL)	

Detector application:	
Used for dwellings?	Yes
Used for workplaces?	Yes
Used for mines/caves?	No
Used for outdoor?	No
Used for soil?	No
Routine/experimental?	Routine

Characteristics:	
Holder type	Closed with filter
Holder design	ANPA
Holder antistatic measures	None
Detector antistatic measures	Aluminised film

Detector characteristics:	
Detector material	LR115
Detector thickness (mm)	0.12
Detector size (mm ²)	850

Etching	Chemical/ pre-etch	Electro-chemical
Time (h)	1h 39	
Solution	NaOH	
Strength (%)	10	
Temperature °C	60	
Chemical stirring?	No	
Field (kV cm ⁻¹)		
Frequency (kHz)		

Detector performance:	
Sensitivity (tracks/cm ² /kBq h m ⁻³)	0.8725 (average)
Typical background (kBq h m ⁻³)	11
SD on background (kBq h m ⁻³)	
Saturation (MBq h m ⁻³)	3

Track counting:	
Manual (M) or Automatic (A):	
Area of one counting field (mm ²):	
Number of fields counted per detector:	
OR minimum number of tracks counted:	0
Autofocus:	0
Correction for non-linearity:	0

Light level stabilisation for automatic counters:	
Constant voltage:	0
Constant current:	0
Constant light output:	0
Regular check of reference detector:	0

Reference:	

Detector:



RESULTS OF THE 2005 HEALTH PROTECTION AGENCY INTERCOMPARISON OF PASSIVE RADON DETECTORS

Laboratory:
ARPA Valle D'Aosta
Loc. Grande Charriere, 44
Italy

Scientists	Dr Roberto Lazzaron, Dr Giovanni Agnesod
Contact	Dr Roberto Lazzaron
Telephone	++39 0165 278556
Fax	++39 0165 278550
Email	r.lazzaron@arpa.vda.it

Detector:



Calibration and exposure	
Calibration method:	ENEA Casaccia radon chamber
Typical calibration exposure (kBq h m ⁻³)	200 - 1000
Normal exposure duration (days)	120 - 210
Normal exposure range (kBq h m ⁻³)	200 - 1000
Quoted uncertainty in this range	
Basis of uncertainty (eg 95% CL)	

Detector application	
Used for dwellings?	Yes
Used for workplaces?	Yes
Used for mines/caves?	Yes
Used for outdoor?	No
Used for soil?	No
Routine/experimental?	Routine

Detector characteristics	
Holder design:	
Rad Elec E-Perm system?	Yes
Other:	
Holder (S/large, L/small):	L
Gamma correction calculated:	
Gamma correction measured:	Yes

Reference:

Laboratory:
ENEA ION-IRP
V. dei Colli 16
40136 Bologna -BO
Italy

Scientists:	M. Calamosca, S. Penzo
Contact:	M. Calamosca
Telephone:	++39-051-6098361
Fax:	++39-051-6098003
Email:	Radon@bologna.enea.it

Calibration and exposure:	
Calibration method:	NRPB radon chamber
Typical calibration exposure (kBq h m ⁻³)	200 - 600 - 2000
Normal exposure duration (days)	30 to 180
Normal exposure range (kBq h m ⁻³)	0 to 10000
Quoted uncertainty in this range	<10
Basis of uncertainty (eg 95% CL)	68% C L

Detector application:	
Used for dwellings?	Yes
Used for workplaces?	Yes
Used for mines/caves?	Yes
Used for outdoor?	Yes
Used for soil?	
Routine/experimental?	Routine

Characteristics:	
Holder type	Closed without filter
Holder design	Own
Holder antistatic measures	Conducting holder
Detector antistatic measures	Aluminised foil

Detector characteristics:	
Detector material	CR39
Detector thickness (mm)	1.4
Detector size (mm ²)	900

Etching	Chemical/ pre-etch	Electro-chemical
Time (h)	6	
Solution	NaOH	
Strength (%)	20.8	
Temperature °C	70	
Chemical stirring?	Yes	
Field (kV cm ⁻¹)		
Frequency (kHz)		

Detector performance:	
Sensitivity (tracks/cm ² /kBq h m ⁻³)	4.26 ±0.04
Typical background (kBq h m ⁻³)	6.9
SD on background (kBq h m ⁻³)	1.4
Saturation (MBq h m ⁻³)	22

Track counting:	
Manual (M) or Automatic (A):	Automatic
Area of one counting field (mm ²):	
Number of fields counted per detector:	
OR minimum number of tracks counted:	0
Autofocus:	Yes
Correction for non-linearity:	Yes

Light level stabilisation for automatic counters:	
Constant voltage:	Yes
Constant current:	No
Constant light output:	Yes
Regular check of reference detector:	Yes

Reference:	
M. Calamosca, S. Penzo and G. Gualdrini "The features of the new radon gas CR-39 dosimeter developed at the ENEA Institute of Radioprotection" Radiat. Meas. 36 (2003) 221 – 224	

Detector:



RESULTS OF THE 2005 HEALTH PROTECTION AGENCY INTERCOMPARISON OF PASSIVE RADON DETECTORS

Laboratory:
ENEA ION-IRP
V. dei Colli 16
40136 Bologna -BO
Italy

Scientists:	M. Calamosca, S. Penzo
Contact:	M. Calamosca
Telephone:	++39-051-6098361
Fax:	++39-051-6098003
Email:	Radon@bologna.enea.it

Calibration and exposure:	
Calibration method:	NRPB radon chamber
Typical calibration exposure (kBq h m ⁻³)	200 - 600 - 2000
Normal exposure duration (days)	30 to 180
Normal exposure range (kBq h m ⁻³)	0 to 10000
Quoted uncertainty in this range	<10
Basis of uncertainty (eg 95% CL)	68% C L

Detector application:	
Used for dwellings?	Yes
Used for workplaces?	Yes
Used for mines/caves?	Yes
Used for outdoor?	Yes
Used for soil?	
Routine/experimental?	Routine

Characteristics:	
Holder type	Closed without filter
Holder design	Own
Holder antistatic measures	Conducting holder
Detector antistatic measures	Aluminised foil

Detector characteristics:	
Detector material	CR39
Detector thickness (mm)	1.4
Detector size (mm ²)	900

Etching	Chemical/ pre-etch	Electro-chemical
Time (h)	6	
Solution	NaOH	
Strength (%)	20.8	
Temperature °C	70	
Chemical stirring?	Yes	
Field (kV cm ⁻¹)		
Frequency (kHz)		

Detector performance:	
Sensitivity (tracks/cm ² /kBq h m ⁻³)	4.26 ±0.04
Typical background (kBq h m ⁻³)	6.9
SD on background (kBq h m ⁻³)	1.4
Saturation (MBq h m ⁻³)	22

Track counting:	
Manual (M) or Automatic (A):	Automatic
Area of one counting field (mm ²):	
Number of fields counted per detector:	
OR minimum number of tracks counted:	0
Autofocus:	Yes
Correction for non-linearity:	Yes

Light level stabilisation for automatic counters:	
Constant voltage:	Yes
Constant current:	No
Constant light output:	Yes
Regular check of reference detector:	Yes

Reference:	
M. Calamosca, S. Penzo and G. Gualdrini "The features of the new radon gas CR-39 dosimeter developed at the ENEA Institute of Radioprotection" Radiat. Meas. 36 (2003) 221 – 224	

Detector:



Laboratory:
ESP. Qualificato III Grado
Via Armando Diaz, 32
73043 Copertino (LE)
Italy

Scientists:	Dr Claudio Cazzato
Contact:	Dr Claudio Cazzato
Telephone:	+39 0832 932460
Fax:	+39 0832 932640
Email:	c.cazzato@tiscalinet.it

Calibration and exposure:	
Calibration method:	Exposure in radon chamber
Typical calibration exposure (kBq h m ⁻³)	700
Normal exposure duration (days)	2 - 8
Normal exposure range (kBq h m ⁻³)	150 - 600
Quoted uncertainty in this range	5% - 2%
Basis of uncertainty (eg 95% CL)	

Detector application:	
Used for dwellings?	Yes
Used for workplaces?	Yes
Used for mines/caves?	Yes
Used for outdoor?	No
Used for soil?	No
Routine/experimental?	Routine

Characteristics:	
Holder type	Closed without filter
Holder design	NRPB/SSI
Holder antistatic measures	Conducting holder
Detector antistatic measures	Antistatic dip

Detector characteristics:	
Detector material	CR39
Detector thickness (mm)	
Detector size (mm ²)	

Etching	Chemical/ pre-etch	Electro-chemical
Time (h)	5.5	
Solution	KOH	
Strength (%)	30%	
Temperature °C	80	
Chemical stirring?	No	
Field (kV cm ⁻¹)		
Frequency (kHz)		

Detector performance:	
Sensitivity (tracks/cm ² /kBq h m ⁻³)	2.8
Typical background (kBq h m ⁻³)	10
SD on background (kBq h m ⁻³)	4
Saturation (MBq h m ⁻³)	

Track counting:	
Manual (M) or Automatic (A):	Manual/Automatic
Area of one counting field (mm ²):	61
Number of fields counted per detector:	10
OR minimum number of tracks counted:	100
Autofocus:	0
Correction for non-linearity:	0

Light level stabilisation for automatic counters:	
Constant voltage:	
Constant current:	
Constant light output:	
Regular check of reference detector:	

Reference:	

Detector:



RESULTS OF THE 2005 HEALTH PROTECTION AGENCY INTERCOMPARISON OF PASSIVE RADON DETECTORS

Laboratory:
Lab. Chimica Fisica
Agenzia Provinciale per l'Ambiente
Via Amba Alagi, 5
I - 39100 Bolzano
Italy

Scientists:	Dr. Luca Verdi
Contact:	Dr. Luca Verdi
Telephone:	++39 0471 291202
Fax:	++39 0471 291202
Email:	luca.verdi@provincia.bz.it

Calibration and exposure:	
Calibration method:	Calibration by the detector supplier on previous intercomparison
Typical calibration exposure (kBq h m ⁻³)	300
Normal exposure duration (days)	2 to 200
Normal exposure range (kBq h m ⁻³)	20 to 6000
Quoted uncertainty in this range	20
Basis of uncertainty (eg 95% CL)	

Detector application:	
Used for dwellings?	Yes
Used for workplaces?	Yes
Used for mines/caves?	Yes
Used for outdoor?	
Used for soil?	
Routine/experimental?	Routine

Characteristics:	
Holder type	Closed, without filter
Holder design	RAD/E77
Holder antistatic measures	Dip in antistatic solution
Detector antistatic measures	Dip in antistatic solution

Detector characteristics:	
Detector material	CR39/PADC
Detector thickness (mm)	1
Detector size (mm ²)	100

Etching	Chemical/ pre-etch	Electro-chemical
Time (h)	4	
Solution	NaOH	
Strength (%)	20	
Temperature °C	90	
Chemical stirring?	Yes	
Field (kV cm ⁻¹)		
Frequency (kHz)		

Detector performance:	
Sensitivity (tracks/cm ² /kBq h m ⁻³)	2.9
Typical background (kBq h m ⁻³)	19
SD on background (kBq h m ⁻³)	8
Saturation (MBq h m ⁻³)	6.5

Track counting:	
Manual (M) or Automatic (A):	Automatic
Area of one counting field (mm ²):	0.35
Number of fields counted per detector:	144
OR minimum number of tracks counted:	0
Autofocus:	Yes
Correction for non-linearity:	No

Light level stabilisation for automatic counters:	
Constant voltage:	No
Constant current:	No
Constant light output:	Yes
Regular check of reference detector:	Yes

Reference:	
RadoSys 2000 system produced by Radosys Co., Ltd - Hungary	

Detector:



Laboratory:
Lab. Chimica Fisica
Agenzia Provinciale per l'Ambiente
Via Amba Alagi, 5
I - 39100 Bolzano
Italy

Scientists:	Dr. Luca Verdi
Contact:	Dr. Luca Verdi
Telephone:	++39 0471 291202
Fax:	++39 0471 291202
Email:	luca.verdi@provincia.bz.it

Calibration and exposure:	
Calibration method:	By detector supplier based on previous intercomparison
Typical calibration exposure (kBq h m ⁻³)	300
Normal exposure duration (days)	2 - 200
Normal exposure range (kBq h m ⁻³)	20 - 6000
Quoted uncertainty in this range	20
Basis of uncertainty (eg 95% CL)	

Detector application:	
Used for dwellings?	Yes
Used for workplaces?	Yes
Used for mines/caves?	Yes
Used for outdoor?	No
Used for soil?	No
Routine/experimental?	Routine

Characteristics:	
Holder type	Closed, without filter
Holder design	Radosys
Holder antistatic measures	Conducting holder
Detector antistatic measures	Antistatic dip

Detector characteristics:	
Detector material	CR39
Detector thickness (mm)	1
Detector size (mm ²)	100

Etching	Chemical/ pre-etch	Electro-chemical
Time (h)	4	
Solution	NaOH	
Strength (%)	20	
Temperature °C	90	
Chemical stirring?	Yes	
Field (kV cm ⁻¹)		
Frequency (kHz)		

Detector performance:	
Sensitivity (tracks/cm ² /kBq h m ⁻³)	2.9
Typical background (kBq h m ⁻³)	19
SD on background (kBq h m ⁻³)	8
Saturation (MBq h m ⁻³)	6.5

Track counting:	
Manual (M) or Automatic (A):	Automatic
Area of one counting field (mm ²):	0.35
Number of fields counted per detector:	144
OR minimum number of tracks counted:	0
Autofocus:	Yes
Correction for non-linearity:	No

Light level stabilisation for automatic counters:	
Constant voltage:	No
Constant current:	No
Constant light output:	Yes
Regular check of reference detector:	Yes

Reference:	
RadoSys 2000 system produced by Radosys Co., Ltd - Hungary	

Detector:



RESULTS OF THE 2005 HEALTH PROTECTION AGENCY INTERCOMPARISON OF PASSIVE RADON DETECTORS

Laboratory:
Lab. Chimica Fisica
Agenzia Provinciale per l'Ambiente
Via Amba Alagi, 5
I-39100 Bolzano
Italy

Scientists:	Dr Luca Verdi
Contact:	Dr Luca Verdi
Telephone:	+39 0471 291202
Fax:	+39 0471 283264
Email:	luca.verdi@provincia.bz.it

Calibration and exposure:	
Calibration method:	Radon chamber with certified exposure
Typical calibration exposure (kBq h m ⁻³)	200 - 1000
Normal exposure duration (days)	2 - 200
Normal exposure range (kBq h m ⁻³)	20 - 6000
Quoted uncertainty in this range	30%
Basis of uncertainty (eg 95% CL)	95% CL

Detector application:	
Used for dwellings?	Yes
Used for workplaces?	Yes
Used for mines/caves?	Yes
Used for outdoor?	No
Used for soil?	Yes
Routine/experimental?	Routine

Characteristics:	
Holder type	Closed without filter
Holder design	ANPA
Holder antistatic measures	None
Detector antistatic measures	Aluminised film

Detector characteristics:	
Detector material	LR115
Detector thickness (mm)	0.012
Detector size (mm ²)	25x34

Etching	Chemical/ pre-etch	Electro-chemical
Time (h)	1h 50	
Solution	NaOH	
Strength (%)	10	
Temperature °C	60	
Chemical stirring?	No	
Field (kV cm ⁻¹)		
Frequency (kHz)		


Detector performance:	
Sensitivity (tracks/cm ² /kBq h m ⁻³)	0.9
Typical background (kBq h m ⁻³)	11
SD on background (kBq h m ⁻³)	2
Saturation (MBq h m ⁻³)	7 - 8

Track counting:	
Manual (M) or Automatic (A):	Automatic
Area of one counting field (mm ²):	100
Number of fields counted per detector:	1 - 2
OR minimum number of tracks counted:	0
Autofocus:	No
Correction for non-linearity:	Yes

Light level stabilisation for automatic counters:	
Constant voltage:	No
Constant current:	No
Constant light output:	No
Regular check of reference detector:	No

Reference:	
F Bochicchio et al., Rad. Prot. Dos. 45 (1992) 459	

Detector:



Laboratory:
Radon - ISPEL
Via Fontana Candida, 1
Monteporzio Catone
00040 (RM)
Italy

Scientists:	R Trevisi, S Tonnarini, R Mishra, E Fonti
Contact:	R Trevisi
Telephone:	++39 694181434
Fax:	++39 694181419
Email:	r.trevisi@

Calibration and exposure:	
Calibration method:	
Typical calibration exposure (kBq h m ⁻³)	700
Normal exposure duration (days)	
Normal exposure range (kBq h m ⁻³)	
Quoted uncertainty in this range	
Basis of uncertainty (eg 95% CL)	

Detector application:	
Used for dwellings?	Yes
Used for workplaces?	Yes
Used for mines/caves?	Yes
Used for outdoor?	No
Used for soil?	Yes
Routine/experimental?	Routine

Characteristics:	
Holder type	Closed, without filter
Holder design	NRPB/SSI
Holder antistatic measures	Conducting holder
Detector antistatic measures	None

Detector characteristics:	
Detector material	CR39/PADC
Detector thickness (mm)	1
Detector size (mm ²)	455

Etching	Chemical/ pre-etch	Electro-chemical
Time (h)	5.5	
Solution	KOH	
Strength (%)	30	
Temperature °C	80	
Chemical stirring?	Yes	
Field (kV cm ⁻¹)		
Frequency (kHz)		

Detector performance:	
Sensitivity (tracks/cm ² /kBq h m ⁻³)	2.89
Typical background (kBq h m ⁻³)	14
SD on background (kBq h m ⁻³)	5.0
Saturation (MBq h m ⁻³)	

Track counting:	
Manual (M) or Automatic (A):	M + A
Area of one counting field (mm ²):	5.76
Number of fields counted per detector:	
OR minimum number of tracks counted:	0
Autofocus:	No
Correction for non-linearity:	No

Light level stabilisation for automatic counters:	
Constant voltage:	No
Constant current:	No
Constant light output:	No
Regular check of reference detector:	Yes

Reference:	
C Orlando, P Orlando, L Patrizii, L Tommasino, S Tonnarini, R Trevisi, P Viola, "A Passive Radon Dosimeter Suitable for Workplaces" Radiation Protection Dosimetry 102, (2), pp163-168 (2002)	

Detector:



RESULTS OF THE 2005 HEALTH PROTECTION AGENCY INTERCOMPARISON OF PASSIVE RADON DETECTORS

Laboratory:
LabNett
Postboks 2502
3702 Skein
Norway

Scientists:	Bente Fjerdings
Contact:	Bente Fjerdings
Telephone:	++3550 5600
Fax:	++35505620
Email:	bente.fjerdings@labnett.com

Calibration and exposure:	
Calibration method:	Check of reference detector
Typical calibration exposure (kBq h m ⁻³)	500
Normal exposure duration (days)	60 - 90
Normal exposure range (kBq h m ⁻³)	100 - 1000
Quoted uncertainty in this range	<20%
Basis of uncertainty (eg 95% CL)	95% CL

Detector application:	
Used for dwellings?	Yes
Used for workplaces?	No
Used for mines/caves?	No
Used for outdoor?	No
Used for soil?	No
Routine/experimental?	

Characteristics:	
Holder type	Closed without filter
Holder design	NRPB/SSI
Holder antistatic measures	Conducting holder
Detector antistatic measures	Antistatic dip

Detector characteristics:	
Detector material	CR39
Detector thickness (mm)	1
Detector size (mm ²)	

Etching	Chemical/ pre-etch	Electro-chemical
Time (h)	17	
Solution	NaOH	
Strength (%)	25	
Temperature °C	70	
Chemical stirring?	No	
Field (kV cm ⁻¹)		
Frequency (kHz)		

Detector performance:	
Sensitivity (tracks/cm ² /kBq h m ⁻³)	2.0
Typical background (kBq h m ⁻³)	20
SD on background (kBq h m ⁻³)	
Saturation (MBq h m ⁻³)	

Track counting:	
Manual (M) or Automatic (A):	Automatic
Area of one counting field (mm ²):	
Number of fields counted per detector:	
OR minimum number of tracks counted:	0
Autofocus:	No
Correction for non-linearity:	No

Light level stabilisation for automatic counters:	
Constant voltage:	No
Constant current:	No
Constant light output:	No
Regular check of reference detector:	Yes

Reference:	
B. Majborn, 1986. T.Strand, SIS, 1989:5	

Detector:



Laboratory:
NRPA
Grini Neringspark 13
1361 Østerås
Norway

Scientists:	Katrine Aanestad
Contact:	Katrine Aanestad
Telephone:	++47 67 16 2500
Fax:	++47 67 14 7407
Email:	katrine.aanestad@nrpa.no

Calibration and exposure:	
Calibration method:	Exposure to radon in controlled Rn room
Typical calibration exposure (kBq h m ⁻³)	
Normal exposure duration (days)	60 - 180
Normal exposure range (kBq h m ⁻³)	0 - 2000
Quoted uncertainty in this range	10
Basis of uncertainty (eg 95% CL)	

Detector application:	
Used for dwellings?	Yes
Used for workplaces?	Yes
Used for mines/caves?	No
Used for outdoor?	Yes
Used for soil?	Yes
Routine/experimental?	Routine

Characteristics:	
Holder type	Closed without filter
Holder design	NRPB/SSI
Holder antistatic measures	Conducting holder
Detector antistatic measures	Antistatic dip

Detector characteristics:	
Detector material	CR39
Detector thickness (mm)	1
Detector size (mm ²)	361

Etching	Chemical/ pre-etch	Electro-chemical
Time (h)	2.75	
Solution	NaOH	
Strength (%)	20	
Temperature °C	90	
Chemical stirring?	No	
Field (kV cm ⁻¹)		
Frequency (kHz)		

Detector performance:	
Sensitivity (tracks/cm ² /kBq h m ⁻³)	~3
Typical background (kBq h m ⁻³)	50
SD on background (kBq h m ⁻³)	
Saturation (MBq h m ⁻³)	

Track counting:	
Manual (M) or Automatic (A):	Automatic
Area of one counting field (mm ²):	2.5
Number of fields counted per detector:	49
OR minimum number of tracks counted:	0
Autofocus:	No
Correction for non-linearity:	Yes

Light level stabilisation for automatic counters:	
Constant voltage:	No
Constant current:	No
Constant light output:	No
Regular check of reference detector:	Yes

Reference:	

Detector:



RESULTS OF THE 2005 HEALTH PROTECTION AGENCY INTERCOMPARISON OF PASSIVE RADON DETECTORS

Laboratory:
Radonlab Ltd
Akersveien, 24c
0177 Oslo
Norway

Scientists:	Aleksandar Birovljev
Contact:	Aleksandar Birovljev
Telephone:	+47 9512 9366
Fax:	++47 9043 3880
Email:	post@radonlab.net

Calibration and exposure:	
Calibration method:	Exposure at accredited lab
Typical calibration exposure (kBq h m ⁻³)	200, 400, 800, 1600
Normal exposure duration (days)	60 - 90
Normal exposure range (kBq h m ⁻³)	50 - 2000
Quoted uncertainty in this range	4 - 10%
Basis of uncertainty (eg 95% CL)	95% CL

Detector application:	
Used for dwellings?	Yes
Used for workplaces?	No
Used for mines/caves?	No
Used for outdoor?	Yes
Used for soil?	No
Routine/experimental?	Routine

Characteristics:	
Holder type	Closed without filter
Holder design	Radosys
Holder antistatic measures	Antistatic dip/conducting holder
Detector antistatic measures	Antistatic dip

Detector characteristics:	
Detector material	CR39
Detector thickness (mm)	1
Detector size (mm ²)	0.5

Etching	Chemical/ pre-etch	Electro-chemical
Time (h)	4	
Solution	NaOH	
Strength (%)	25	
Temperature °C	90	
Chemical stirring?	Yes	
Field (kV cm ⁻¹)		
Frequency (kHz)		

Detector performance:	
Sensitivity (tracks/cm ² /kBq h m ⁻³)	0.4
Typical background (kBq h m ⁻³)	10
SD on background (kBq h m ⁻³)	15
Saturation (MBq h m ⁻³)	0.1

Track counting:	
Manual (M) or Automatic (A):	Automatic
Area of one counting field (mm ²):	
Number of fields counted per detector:	
OR minimum number of tracks counted:	0
Autofocus:	Yes
Correction for non-linearity:	Yes

Light level stabilisation for automatic counters:	
Constant voltage:	No
Constant current:	No
Constant light output:	No
Regular check of reference detector:	Yes

Reference:	

Detector:



Laboratory:
Radonlab Ltd
Akersveien, 24c
0177 Oslo
Norway

Scientists:	Aleksandar Birovljev
Contact:	Aleksandar Birovljev
Telephone:	+47 9512 9366
Fax:	47 9043 3880
Email:	post@radonlab.net

Calibration and exposure:	
Calibration method:	Exposure at accredited lab
Typical calibration exposure (kBq h m ⁻³)	200, 400, 800, 1600
Normal exposure duration (days)	60 - 90
Normal exposure range (kBq h m ⁻³)	50 - 2000
Quoted uncertainty in this range	4 - 10%
Basis of uncertainty (eg 95% CL)	95% CL

Detector application:	
Used for dwellings?	Yes
Used for workplaces?	No
Used for mines/caves?	No
Used for outdoor?	Yes
Used for soil?	No
Routine/experimental?	Routine

Characteristics:	
Holder type	Closed without filter
Holder design	Radosys
Holder antistatic measures	Antistatic dip/conducting holder
Detector antistatic measures	Antistatic dip

Detector characteristics:	
Detector material	CR39
Detector thickness (mm)	1
Detector size (mm ²)	0.5

Etching	Chemical/ pre-etch	Electro-chemical
Time (h)	4	
Solution	NaOH	
Strength (%)	25	
Temperature °C	90	
Chemical stirring?	Yes	
Field (kV cm ⁻¹)		
Frequency (kHz)		

Detector performance:	
Sensitivity (tracks/cm ² /kBq h m ⁻³)	0.4
Typical background (kBq h m ⁻³)	10
SD on background (kBq h m ⁻³)	15
Saturation (MBq h m ⁻³)	0.1

Track counting:	
Manual (M) or Automatic (A):	Automatic
Area of one counting field (mm ²):	
Number of fields counted per detector:	
OR minimum number of tracks counted:	0
Autofocus:	Yes
Correction for non-linearity:	Yes

Light level stabilisation for automatic counters:	
Constant voltage:	No
Constant current:	No
Constant light output:	No
Regular check of reference detector:	Yes

Reference:	

Detector:



RESULTS OF THE 2005 HEALTH PROTECTION AGENCY INTERCOMPARISON OF PASSIVE RADON DETECTORS

Laboratory:
ITN/DPRSN
Estrada Nacional No 10
Apartado 21
2685 Sacavem
Portugal

Scientists:	Mario Reis, Heloisa Fonseca
Contact:	Mario Reis
Telephone:	++351 21 9946319
Fax:	++351 21 9941995
Email:	mcc.pucho@int.mcies.pt

Calibration and exposure:	
Calibration method:	Thick uranium sources, NRPB
Typical calibration exposure (kBq h m ⁻³)	300
Normal exposure duration (days)	30 to 60
Normal exposure range (kBq h m ⁻³)	<10 to ?
Quoted uncertainty in this range	10%
Basis of uncertainty (eg 95% CL)	

Detector application:	
Used for dwellings?	Yes
Used for workplaces?	Yes
Used for mines/caves?	No
Used for outdoor?	No
Used for soil?	No
Routine/experimental?	Routine

Characteristics:	
Holder type	Open
Holder design	Own
Holder antistatic measures	None
Detector antistatic measures	None

Detector characteristics:	
Detector material	LR - 115
Detector thickness (mm)	0.012
Detector size (mm ²)	

Etching	Chemical/ pre-etch	Electro-chemical
Time (h)	2	
Solution	NaOH	
Strength (%)	10	
Temperature °C	60	
Chemical stirring?	No	
Field (kV cm ⁻¹)		
Frequency (kHz)		

Detector performance:	
Sensitivity (tracks/cm ² /kBq h m ⁻³)	1.4
Typical background (kBq h m ⁻³)	6.0
SD on background (kBq h m ⁻³)	1.0
Saturation (MBq h m ⁻³)	>1

Track counting:	
Manual (M) or Automatic (A):	Automatic
Area of one counting field (mm ²):	400
Number of fields counted per detector:	2
OR minimum number of tracks counted:	0
Autofocus:	No
Correction for non-linearity:	No

Light level stabilisation for automatic counters:	
Constant voltage:	No
Constant current:	No
Constant light output:	No
Regular check of reference detector:	No

Reference:	

Detector:



Laboratory
ZVD D.D.
Chengdujska Cesta 25
1000 Ljubljana
Slovenia

Scientists	Peter Jovanovic
Contact	Peter Jovanovic
Telephone	++3861 5855100
Fax	++386 1 5855101
Email	peter.jovanovic@zvd.si

Detector application	
Used for dwellings?	Yes
Used for workplaces?	Yes
Used for mines/caves?	Yes
Used for outdoor?	Yes
Used for soil?	Yes
Routine/experimental?	Routine

Detector characteristics	
Holder design	
Counting method	
Diffusion barrier in holder	No
Humidity correction applied	Yes

Calibration and exposure	
Calibration method	
Typical calibration exposure (kBq h m ⁻³)	
Normal exposure duration (days)	2 to 3
Normal exposure range (kBq h m ⁻³)	
Quoted uncertainty in this range	1 Sigma
Basis of uncertainty (eg 95% CL)	1 Sigma

Reference:

Detector:



RESULTS OF THE 2005 HEALTH PROTECTION AGENCY INTERCOMPARISON OF PASSIVE RADON DETECTORS

Laboratory:
University of Cantabria - RADUCAN
Facultad de Medicina
Avda. Cardenal Herrera Oria s/n
39011 - Santander
Spain

Scientists:	Luis Quindos S Poncela, Jorge Nicolas Herreros
Contact:	Luis S Quindos Poncela
Telephone:	++34 942201974
Fax:	++34 942201991
Email:	quindosl@uncan.es

Calibration and exposure:	
Calibration method:	Exposure in UPC radon chamber
Typical calibration exposure (kBq h m ⁻³)	760
Normal exposure duration (days)	30 - 300
Normal exposure range (kBq h m ⁻³)	100 - 5000
Quoted uncertainty in this range	<20%
Basis of uncertainty (eg 95% CL)	

Detector application:	
Used for dwellings?	Yes
Used for workplaces?	Yes
Used for mines/caves?	Yes
Used for outdoor?	No
Used for soil?	No
Routine/experimental?	Both

Characteristics:	
Holder type	Closed without filter
Holder design	RAD/E77
Holder antistatic measures	Antistatic dip
Detector antistatic measures	Antistatic dip

Detector characteristics:	
Detector material	CR39
Detector thickness (mm)	
Detector size (mm ²)	

Etching	Chemical/ pre-etch	Electro-chemical
Time (h)	4	
Solution	NaOH	
Strength (%)	25	
Temperature °C	90	
Chemical stirring?	Yes	
Field (kV cm ⁻¹)		
Frequency (kHz)		

Detector performance:	
Sensitivity (tracks/cm ² /kBq h m ⁻³)	2.9
Typical background (kBq h m ⁻³)	19
SD on background (kBq h m ⁻³)	8
Saturation (MBq h m ⁻³)	6.5

Track counting:	
Manual (M) or Automatic (A):	
Area of one counting field (mm ²):	
Number of fields counted per detector:	
OR minimum number of tracks counted:	0
Autofocus:	No
Correction for non-linearity:	No

Light level stabilisation for automatic counters:	
Constant voltage:	No
Constant current:	No
Constant light output:	No
Regular check of reference detector:	No

Reference:	

Detector:



Laboratory:
Gammadata Mätteknik AB
PO Box 15120
S-75015 Uppsala
Sweden

Scientists:	Tryggve Ronngvist
Contact:	Tryggve Ronngvist
Telephone:	+46 18 980 5800
Fax:	+46 18 555 888
Email:	tryggve.ronngvist@gammadata.se

Calibration and exposure:	
Calibration method:	Radon room
Typical calibration exposure (kBq h m ⁻³)	400 - 700
Normal exposure duration (days)	60 to 100
Normal exposure range (kBq h m ⁻³)	0 to 7000
Quoted uncertainty in this range	5% at 800
Basis of uncertainty (eg 95% CL)	67% C L

Detector application:	
Used for dwellings?	Yes
Used for workplaces?	Yes
Used for mines/caves?	Yes
Used for outdoor?	No
Used for soil?	No
Routine/experimental?	Routine

Characteristics:	
Holder type	Closed without filter
Holder design	NRBP/SSI
Holder antistatic measures	Conducting holder
Detector antistatic measures	

Detector characteristics:	
Detector material	CR39
Detector thickness (mm)	1.5
Detector size (mm ²)	140

Etching	Chemical/ pre-etch	Electro-chemical
Time (h)	3	
Solution	NaOH	
Strength (%)	25	
Temperature °C	85	
Chemical stirring?	Yes	
Field (kV cm ⁻¹)		
Frequency (kHz)		

Detector performance:	
Sensitivity (tracks/cm ² /kBq h m ⁻³)	2.2
Typical background (kBq h m ⁻³)	15
SD on background (kBq h m ⁻³)	6
Saturation (MBq h m ⁻³)	10

Track counting:	
Manual (M) or Automatic (A):	
Area of one counting field (mm ²):	
Number of fields counted per detector:	
OR minimum number of tracks counted:	0
Autofocus:	No
Correction for non-linearity:	Yes

Light level stabilisation for automatic counters:	
Constant voltage:	No
Constant current:	No
Constant light output:	Yes
Regular check of reference detector:	Yes

Reference:	

Detector:



RESULTS OF THE 2005 HEALTH PROTECTION AGENCY INTERCOMPARISON OF PASSIVE RADON DETECTORS

Laboratory:
MRM Konsult AB
Box 63
S - 97103 Luleå
Sweden

Scientists:	Frej Kullman , Stefan Svensson
Contact:	Stefan Svensson
Telephone:	++46920 - 60460
Fax:	++46920 - 60474
Email:	radon@mrm.se

Calibration and exposure:	
Calibration method:	SSI's radon room
Typical calibration exposure (kBq h m ⁻³)	800
Normal exposure duration (days)	60 to 90
Normal exposure range (kBq h m ⁻³)	43 to 4300
Quoted uncertainty in this range	30 - 10
Basis of uncertainty (eg 95% CL)	2 SD

Detector application:	
Used for dwellings?	Yes
Used for workplaces?	Yes
Used for mines/caves?	Yes
Used for outdoor?	No
Used for soil?	No
Routine/experimental?	Routine

Characteristics:	
Holder type	Closed without filter
Holder design	NRPB/SSI
Holder antistatic measures	Conducting holder
Detector antistatic measures	Dip in antistatic solution

Detector characteristics:	
Detector material	CR39
Detector thickness (mm)	1
Detector size (mm ²)	200

Etching	Chemical/ pre-etch	Electro-chemical
Time (h)	2.5	
Solution	NaOH	
Strength (%)	20	
Temperature °C	90	
Chemical stirring?	No	
Field (kV cm ⁻¹)		
Frequency (kHz)		

Detector performance:	
Sensitivity (tracks/cm ² /kBq h m ⁻³)	5
Typical background (kBq h m ⁻³)	4
SD on background (kBq h m ⁻³)	1.4
Saturation (MBq h m ⁻³)	

Track counting:	
Manual (M) or Automatic (A):	
Area of one counting field (mm ²):	
Number of fields counted per detector:	
OR minimum number of tracks counted:	0
Autofocus:	Yes
Correction for non-linearity:	Yes

Light level stabilisation for automatic counters:	
Constant voltage:	No
Constant current:	No
Constant light output:	Yes
Regular check of reference detector:	Yes

Reference:	

Detector:



Laboratory:
DSTL Radiological Protection Services
Institute of Naval Medicine
Crescent Rd, Alverstoke
Gosport, Hants PO12 2DL
U.K

Scientists:	Roger Stokes, Laurence Jones
Contact:	Roger Stokes
Telephone:	++44 (0)23 92 768294
Fax:	++44 (0)23 92 768150
Email:	rpstokes@dstl.gov.uk

Calibration and exposure:	
Calibration method:	NRPB Radon Exposure Chamber
Typical calibration exposure (kBq h m ⁻³)	500
Normal exposure duration (days)	30 to 100
Normal exposure range (kBq h m ⁻³)	20 to 2500
Quoted uncertainty in this range	±20%
Basis of uncertainty (eg 95% CL)	95% C L

Detector application:	
Used for dwellings?	Yes
Used for workplaces?	Yes
Used for mines/caves?	Yes
Used for outdoor?	No
Used for soil?	No
Routine/experimental?	Routine

Characteristics:	
Holder type	
Holder design	NRPB/SSI
Holder antistatic measures	Conducting holder
Detector antistatic measures	None

Detector characteristics:	
Detector material	CR39
Detector thickness (mm)	1.5
Detector size (mm ²)	500

Etching	Chemical/ pre-etch	Electro-chemical
Time (h)	6	
Solution	NaOH	
Strength (%)	25	
Temperature °C	70	
Chemical stirring?	Yes	
Field (kV cm ⁻¹)		
Frequency (kHz)		

Detector performance:	
Sensitivity (tracks/cm ² /kBq h m ⁻³)	2.0
Typical background (kBq h m ⁻³)	10
SD on background (kBq h m ⁻³)	2.5
Saturation (MBq h m ⁻³)	>5

Track counting:	
Manual (M) or Automatic (A):	
Area of one counting field (mm ²):	
Number of fields counted per detector:	
OR minimum number of tracks counted:	0
Autofocus:	Yes
Correction for non-linearity:	Yes

Light level stabilisation for automatic counters:	
Constant voltage:	Yes
Constant current:	Yes
Constant light output:	Yes
Regular check of reference detector:	Yes

Reference:	
Internal DSTL Report	

Detector:



RESULTS OF THE 2005 HEALTH PROTECTION AGENCY INTERCOMPARISON OF PASSIVE RADON DETECTORS

Laboratory:
Landauer
12 North Oxford Business Centre
Lakesmere Close, Kidlington
Oxford, OX5 1LG
United Kingdom

Scientists:	Ryan Ford, Chris Perks
Contact:	Chris Perks
Telephone:	
Fax:	
Email:	cperks@landauer-fr.com

Calibration and exposure:	
Calibration method:	Radon exposures in standard chamber
Typical calibration exposure (kBq h m ⁻³)	44 - 1780
Normal exposure duration (days)	90 - 365
Normal exposure range (kBq h m ⁻³)	27 - 10 000
Quoted uncertainty in this range	± 10%
Basis of uncertainty (eg 95% CL)	1 SD

Detector application:	
Used for dwellings?	Yes
Used for workplaces?	Yes
Used for mines/caves?	Yes
Used for outdoor?	Yes
Used for soil?	Yes
Routine/experimental?	Routine

Characteristics:	
Holder type	Closed with filter
Holder design	Landauer
Holder antistatic measures	Conducting holder
Detector antistatic measures	None

Detector characteristics:	
Detector material	CR39
Detector thickness (mm)	0.8
Detector size (mm ²)	171

Etching	Chemical/ pre-etch	Electro-chemical
Time (h)	15.5	
Solution	NaOH	
Strength (%)	5.5N	
Temperature °C	70	
Chemical stirring?	No	
Field (kV cm ⁻¹)		
Frequency (kHz)		

Detector performance:	
Sensitivity (tracks/cm ² /kBq h m ⁻³)	2.82
Typical background (kBq h m ⁻³)	11.4
SD on background (kBq h m ⁻³)	4.3
Saturation (MBq h m ⁻³)	88.8

Track counting:	
Manual (M) or Automatic (A):	
Area of one counting field (mm ²):	
Number of fields counted per detector:	
OR minimum number of tracks counted:	0
Autofocus:	No
Correction for non-linearity:	Yes

Light level stabilisation for automatic counters:	
Constant voltage:	Yes
Constant current:	No
Constant light output:	Yes
Regular check of reference detector:	Yes

Reference:	

Detector:



Laboratory:
HPA
Chilton
Didcot
Oxon, OX11 0RQ
United Kingdom

Scientists:	Jon Miles, Z- F Ibrahimi
Contact:	Fero Ibrahimi
Telephone:	+44 1235 822830
Fax:	+44 1235 833891
Email:	fero.ibrahimi@hpa.org.uk

Calibration and exposure:	
Calibration method:	Radon chamber
Typical calibration exposure (kBq h m ⁻³)	450 - 500
Normal exposure duration (days)	90
Normal exposure range (kBq h m ⁻³)	0 - 1550
Quoted uncertainty in this range	20%
Basis of uncertainty (eg 95% CL)	95% CL

Detector application:	
Used for dwellings?	Yes
Used for workplaces?	Yes
Used for mines/caves?	Yes
Used for outdoor?	No
Used for soil?	No
Routine/experimental?	Routine

Characteristics:	
Holder type	Closed without filter
Holder design	NRPB/SSI
Holder antistatic measures	Conducting holder
Detector antistatic measures	Antistatic dip

Detector characteristics:	
Detector material	CR39
Detector thickness (mm)	1
Detector size (mm ²)	1040

Etching	Chemical/ pre-etch	Electro-chemical
Time (h)	18	
Solution	NaOH	
Strength (%)	20%	
Temperature °C	81	
Chemical stirring?	No	
Field (kV cm ⁻¹)		
Frequency (kHz)		

Detector performance:	
Sensitivity (tracks/cm ² /kBq h m ⁻³)	2.7
Typical background (kBq h m ⁻³)	16
SD on background (kBq h m ⁻³)	4
Saturation (MBq h m ⁻³)	

Track counting:	
Manual (M) or Automatic (A):	Automatic
Area of one counting field (mm ²):	
Number of fields counted per detector:	
OR minimum number of tracks counted:	0
Autofocus:	No
Correction for non-linearity:	Yes

Light level stabilisation for automatic counters:	
Constant voltage:	No
Constant current:	No
Constant light output:	No
Regular check of reference detector:	No

Reference:	

Detector:



RESULTS OF THE 2005 HEALTH PROTECTION AGENCY INTERCOMPARISON OF PASSIVE RADON DETECTORS

Laboratory:
HPA
Chilton
Didcot
Oxon, OX11 0RQ
United Kingdom

Scientists:	Jon Miles, Z- F Ibrahimi
Contact:	Fero Ibrahimi
Telephone:	+44 1235 822830
Fax:	+44 1235 833891
Email:	fero.ibrahimi@hpa.org.uk

Calibration and exposure:	
Calibration method:	Radon chamber
Typical calibration exposure (kBq h m ⁻³)	450 - 500
Normal exposure duration (days)	90
Normal exposure range (kBq h m ⁻³)	0 - 1550
Quoted uncertainty in this range	20%
Basis of uncertainty (eg 95% CL)	95% CL

Detector application:	
Used for dwellings?	Yes
Used for workplaces?	Yes
Used for mines/caves?	Yes
Used for outdoor?	
Used for soil?	
Routine/experimental?	Routine

Characteristics:	
Holder type	Closed without filter
Holder design	NRPB
Holder antistatic measures	Conducting holder
Detector antistatic measures	Antistatic dip

Detector characteristics:	
Detector material	CR39
Detector thickness (mm)	1
Detector size (mm ²)	1040

Etching	Chemical/ pre-etch	Electro-chemical
Time (h)	18	
Solution	NaOH	
Strength (%)	20%	
Temperature °C	81	
Chemical stirring?	No	
Field (kV cm ⁻¹)		
Frequency (kHz)		

Detector performance:	
Sensitivity (tracks/cm ² /kBq h m ⁻³)	2.7
Typical background (kBq h m ⁻³)	16
SD on background (kBq h m ⁻³)	4
Saturation (MBq h m ⁻³)	

Track counting:	
Manual (M) or Automatic (A):	Automatic
Area of one counting field (mm ²):	
Number of fields counted per detector:	
OR minimum number of tracks counted:	0
Autofocus:	
Correction for non-linearity:	Yes

Light level stabilisation for automatic counters:	
Constant voltage:	
Constant current:	
Constant light output:	
Regular check of reference detector:	Yes

Reference:

Detector:




Laboratory
PADEP/Radiation Protection
400 Market Street
Harrisburg
PA 17101
USA

Reference:

Scientists	Robert K Lewis
Contact	Robert K Lewis
Telephone	++1 (717) 783 4870
Fax	++1 (717) 783 8965
Email	rolewis@state.pa.us

Detector:



Detector application	
Used for dwellings?	Yes
Used for workplaces?	Yes
Used for mines/caves?	
Used for outdoor?	
Used for soil?	
Routine/experimental?	Routine

Detector characteristics	
Holder design	
Counting method	
Diffusion barrier in holder	Yes
Humidity correction applied	Yes

Calibration and exposure	
Calibration method	
Typical calibration exposure (kBq h m ⁻³)	2 - 7
Normal exposure duration (days)	
Normal exposure range (kBq h m ⁻³)	
Quoted uncertainty in this range	
Basis of uncertainty (eg 95% CL)	

RESULTS OF THE 2005 HEALTH PROTECTION AGENCY INTERCOMPARISON OF PASSIVE RADON DETECTORS

Laboratory:
PADEP/Radiation Protection
400 Market Street
Harrisburg
PA 17101
USA

Scientists:	Robert K Lewis
Contact:	Robert K Lewis
Telephone:	++1 (717) 783 4870
Fax:	++1 (717) 783 8965
Email:	rolewis@state.pa.us

Calibration and exposure:	
Calibration method:	
Typical calibration exposure (kBq h m ⁻³)	
Normal exposure duration (days)	90 - 365
Normal exposure range (kBq h m ⁻³)	
Quoted uncertainty in this range	
Basis of uncertainty (eg 95% CL)	

Detector application:	
Used for dwellings?	Yes
Used for workplaces?	Yes
Used for mines/caves?	No
Used for outdoor?	No
Used for soil?	No
Routine/experimental?	Routine

Characteristics:	
Holder type	Closed with filter
Holder design	Landauer
Holder antistatic measures	Conducting holder
Detector antistatic measures	

Detector characteristics:	
Detector material	CR39
Detector thickness (mm)	1
Detector size (mm ²)	114

Etching	Chemical/ pre-etch	Electro-chemical
Time (h)	15.5	
Solution	NaOH	
Strength (%)	5.5N	
Temperature °C	70	
Chemical stirring?	No	
Field (kV cm ⁻¹)		
Frequency (kHz)		

Detector performance:	
Sensitivity (tracks/cm ² /kBq h m ⁻³)	2.82
Typical background (kBq h m ⁻³)	11.4
SD on background (kBq h m ⁻³)	4.3
Saturation (MBq h m ⁻³)	88.8

Track counting:	
Manual (M) or Automatic (A):	
Area of one counting field (mm ²):	
Number of fields counted per detector:	
OR minimum number of tracks counted:	
Autofocus:	
Correction for non-linearity:	

Light level stabilisation for automatic counters:	
Constant voltage:	
Constant current:	
Constant light output:	
Regular check of reference detector:	

Reference:	

Detector:



Laboratory:
PADEP/Radiation Protection
400 Market Street
Harrisburg
PA 17101
USA

Scientists	Robert K Lewis
Contact	Robert K Lewis
Telephone	++1 (717) 783 4870
Fax	++1 (717) 783 8965
Email	rolewis@state.pa.us

Calibration and exposure	
Calibration method:	
Typical calibration exposure (kBq h m ⁻³)	
Normal exposure duration (days)	90 - 365
Normal exposure range (kBq h m ⁻³)	
Quoted uncertainty in this range	
Basis of uncertainty (eg 95% CL)	

Detector application	
Used for dwellings?	Yes
Used for workplaces?	Yes
Used for mines/caves?	
Used for outdoor?	
Used for soil?	
Routine/experimental?	Routine

Detector characteristics	
Holder design:	
Rad Elec E-Perm system?	Yes
Other:	
Holder (S/large, L/small):	S
Gamma correction calculated:	Yes
Gamma correction measured:	

Reference:

Detector:

