

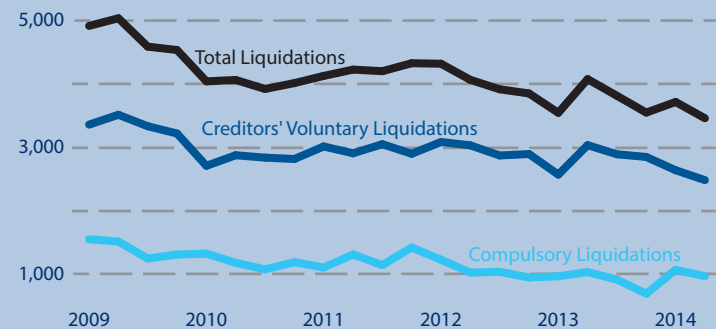
There were **3,461** Company Liquidations

**6.9%**

compared to last quarter

**15.1%**

compared to same quarter last year



made up of

and

**974** Compulsory Liquidations

**9.4%**

compared to last quarter

**6.3%**

compared to same quarter last year

**2,487** Creditors' Voluntary Liquidations

**5.9%**


compared to last quarter

**18.1%**

compared to same quarter last year

In the 12 months ending June 2014...

**1 in 177** companies went into Liquidation



Down from 1 in 167 in the 12 months ending March 2014

There were **723** other company insolvencies

**15.4%**

compared to last quarter

made up of

**171**

Receiverships

**16.6%**

compared to last quarter

and

**410**

Administrations

**19.2%**

compared to last quarter

and

**142**

Company Voluntary Arrangements

the same as last quarter

the same as last quarter

There were **27,029** Individual Insolvencies

made up of

**5,452**  
Bankruptcies

**15.9%**

compared to same quarter last year

**7,006**  
Debt Relief Orders

**1.8%**

compared to same quarter last year

and

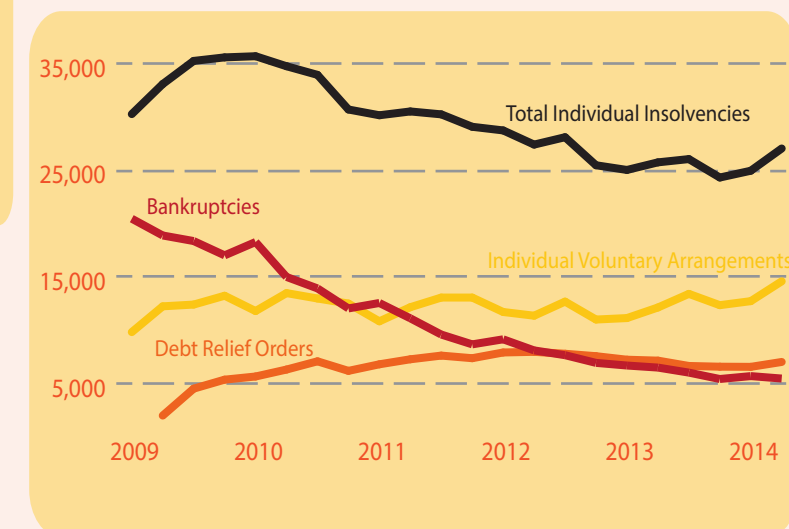
**14,571**  
Individual Voluntary Arrangements

**20.3%**

compared to same quarter last year


**5.1%**

compared to the same quarter last year



In the 12 months ending June 2014...

**1 in 440** people became insolvent



Up from 1 in 444 in the 12 months ending March 2014