



The **Community Life Survey** measures the latest trends and developments across areas that are key to encouraging social action and empowering communities.

The data presented is based on headline findings from 4,574 face to face interviews conducted between August 2012 and January 2013. The findings are representative of adults aged 16 and over in England.

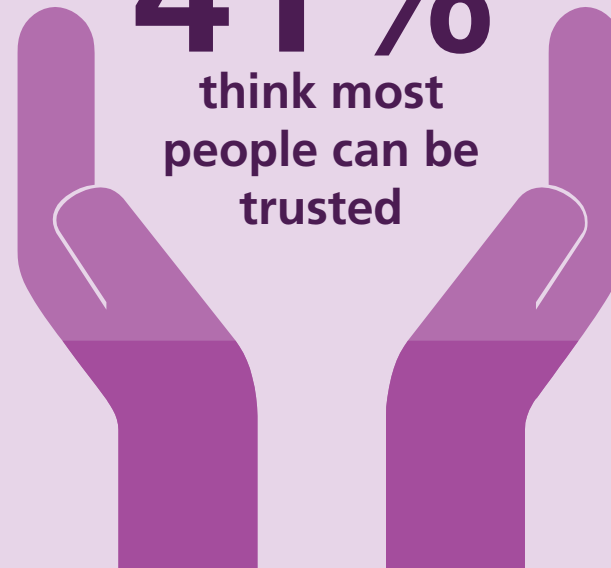
 *The arrows shown in the top right hand corner highlight statistically significant changes between the 2012-13 Community Life Survey data and the 2010-11 Citizenship Survey data along with the direction of movement.*

TRUST



41%

think most
people can be
trusted






VOLUNTEERING



72%
volunteered
in the
last year
(formally or
informally)

GIVING




74% gave to charity in the four
weeks prior to interview



CIVIC CONSULTATION

N/A



18%

took part in some form of civic consultation about local services or problems in the last year

INFLUENCING DECISIONS



48%




would like to be more involved in council decisions affecting their local area





NEIGHBOURLINESS

N/A



50% agree that they borrow things and exchange favours with their neighbours

BELONGING



78%

have a strong sense of belonging to their neighbourhood



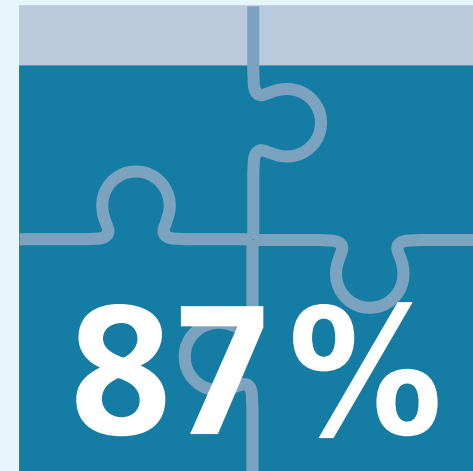
SATISFACTION WITH LOCAL AREA



84%

are satisfied with their local
area as a place to live

COHESION



say they live in an area where people from
different backgrounds get on well together