




The **Community Life Survey** measures the latest trends and developments across areas that are key to encouraging social action and empowering communities.

The data presented is based on headline findings from 2,262 face to face interviews conducted between August and October 2012. The findings are representative of adults aged 16 and over in England.

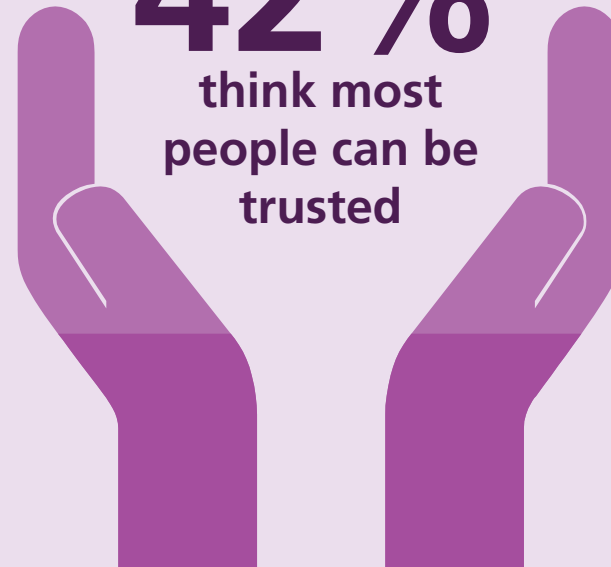
 *The arrows shown in the top right hand corner highlight statistically significant changes between the 2012-13 Community Life Survey data and the 2010-11 Citizenship Survey data along with the direction of movement.*

## TRUST



# 42%


think most people can be trusted





## NEIGHBOURLINESS

N/A



**53%** agree that they borrow things and exchange favours with their neighbours

## BELONGING



**79%**

have a strong sense of belonging to their neighbourhood



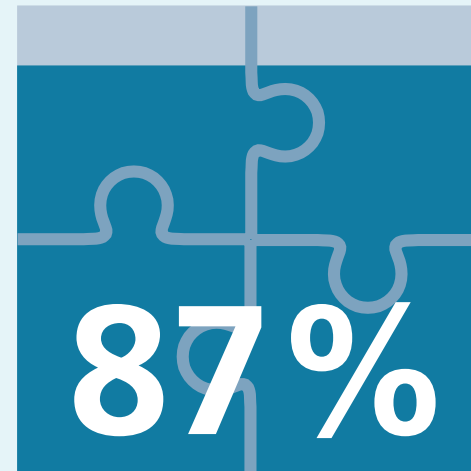
## SATISFACTION WITH LOCAL AREA



84%

are satisfied with their local area as a place to live

## COHESION




say they live in an area where people from different backgrounds get on well together



## CIVIC CONSULTATION

N/A



**19%**

took part in some form of civic consultation about local services or problems in the last year

## INFLUENCING DECISIONS



**48%**

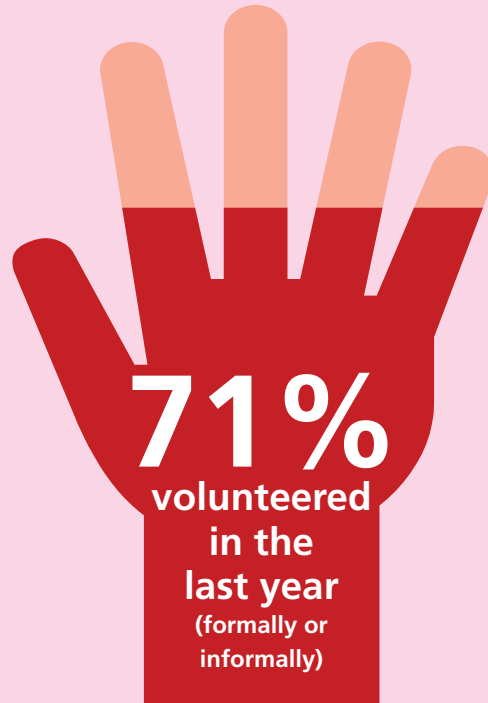


would like to be more involved in council decisions affecting their local area






## VOLUNTEERING



## GIVING



**74%** gave to charity in the four weeks prior to interview