

# Royal Naval Monthly Personnel Situation Report



**1st March 2011**

**Produced By:**

**Defence Analytical Services and Advice**



Defence Analytical Services and Advice

**This Royal Naval Monthly Personnel  
Situation Report is published by DASA  
Navy (Portsmouth).**

**We welcome feedback on the report.**

**Please contact the Statistician  
responsible for the report**

**Peter Shute**

**E-Mail :- [peter.shute@dasa.mod.uk](mailto:peter.shute@dasa.mod.uk)**

**Phone :- 023-9254-7426**

The logo for DASA (Defence Analysis and Support Agency) is displayed in a stylized, green, cursive font. The letters are interconnected, with a prominent underline for the 'A'.

# Royal Naval Monthly Personnel Situation Report

## Contents

1st March 2011

- 1 **Current & Historic Trained Strengths**
  - a *Trained Strengths and Liability*
  - b *Summary Strengths by Service and Arm*
  - c *Graph of Trained Strengths, Liability and Surplus/Deficit for the Naval Service*
  
- 2 **Trained Strengths by Branch, Specialisation and Arm**
  - a *Trained Regular Officer Strengths and Liability by Branch, Specialisation and Arm*
  - b *Trained Regular Rating Strengths and Liability by Branch, Specialisation and Arm*
  - c *Trained FTRS Officer Strengths by Branch, Specialisation and Arm*
  - d *Trained FTRS Rating Strengths by Branch, Specialisation and Arm*
  - e *Officer Transfer Trainee Strengths by Branch, Specialisation and Arm*
  - f *Rating Transfer Trainee Strengths by Branch, Specialisation and Arm*
  
- 3 **Trained Regular Strengths by Branch and Paid Rank**
  - a *Trained Regular Officer Strengths and Liability*
  - b *Trained Regular Rating Strengths and Liability*
  - c *Graphs of Trained Regular Officer Surplus/Deficit by Paid Rank*
  - d *Graphs of Trained Regular Rating Surplus/Deficit by Paid Rank*
  - e *Trained FTRS Officer Strengths by Branch and Paid Rank*
  - f *Trained FTRS Rating Strengths by Branch and Paid Rank*
  
- 4 **Trained Regular Strengths by Branch, Specialisation, Arm and Paid Rank**
  - a (GS) *Trained Regular Officer General Service Strengths by Branch, Specialisation, Arm and Paid Rank*
  - a (SM) *Trained Regular Officer Submariner Strengths by Branch, Specialisation, Arm and Paid Rank*
  - a (FAA) *Trained Regular Officer Fleet Air Arm Strengths by Branch, Specialisation, Arm and Paid Rank*
  - b (GS) *Trained Regular Rating General Service Strengths by Branch, Specialisation, Arm and Paid Rank*
  - b (SM) *Trained Regular Rating Submariner Strengths by Branch, Specialisation, Arm and Paid Rank*
  - b (FAA) *Trained Regular Rating Fleet Air Arm Strengths by Branch, Specialisation, Arm and Paid Rank*
  
- 5 **Untrained Regular Strengths by Branch and Paid Rank**
  - a *Untrained Regular Officer Strengths by Branch and Paid Rank*
  - b *Untrained Regular Rating Strengths by Branch and Paid Rank*
  
- 6 **Trained Regular Strengths By Budgetary Area**
  
- 7 **Trained Regular Length of Service**
  - a *Trained Regular Length of Service by Rank*
  - b *Trained Regular Officer Length of Service by Paid Rank*
  - c *Trained Regular Rating and Other Rank Length of Service by Paid Rank*
  
- 8 **Trained Regular Officer and Rating Due Outflow Over next 12 months**
  - a *Trained Regular Officer and Rating Due Voluntary Outflow Over next 12 Months*
  - b *Trained Regular Officer and Rating Due Time Expiry Exits Over next 12 Months*
  - c *Trained Regular Officer and Rating Due Other/Unknown/Incorrect Exits Over next 12 months*
  
- 9 **Trained Regular Royal Naval Service Outflows**
  - a *Trained Regular Royal Naval Officer Outflows*
  - b *Trained Regular Royal Naval Rating Outflows*
  
- 10 **Trained Regular Voluntary Outflow**
  - a *Trained Regular Officer Voluntary Outflow by Paid Rank*
  - b *Trained Regular Rating Voluntary Outflow by Paid Rank*
  
- 11 **Trained Regular Promotions to Substantive Rank**
  - a *Trained Regular Officer Promotions To Substantive Rank*
  - b *Trained Regular Rating and Other Rank Promotions To Substantive Rank*
  
- 12 **Gains to Trained Strength**
  - a *Gains to the Officer Trained Strength by Branch*
  - b *Gains to the Rating Trained Strength by Branch*
  
- 13 **Trained Intake to Trained Regular Strength**

## **Glossary of Terms**

*Officer*  
*Ratings*  
*Other*

## Royal Naval Monthly Personnel Situation Report

March 2011

This was previously known as the Royal Naval Situation Report

All data are derived from DASA's ARES2 Manpower Database. Strength data represents the position at the first of the month and flows data is movement reported during the previous calendar month.

The date of this situation report represents data as at the last day of the preceding month, i.e the January 2010 report represents data as at 31 December 2009.

Totals may not equal the sum of parts due to rounding. All numbers over 100 are rounded to the nearest 10 with numbers ending in 5 rounded to the nearest multiple of 20, to avoid bias. Numbers under 100 are rounded to the nearest 5, with numbers that would be rounded to 0 represented by '-'.  
Cells with "-" indicate 0.

**The current Liability is the smoothed Planning Liability 1-10, and will not match the live Liability.**

The Ratings "Branch" split has been changed to reflect the branch manager structure.

RM Aircrewmembers are included with XAV, and RM Medical Assistants are included with Medical. Where an RM/RN total split is given, they are included with RM.

Royal Marines Officers includes RM pilots.

'No Spec' (Officers) and 'No Trade' (Ratings) covers personnel whose specialisation has not yet been assigned.

Only Table 1 includes Full Time Reservists (FTRS), unless otherwise stated.

Premature Voluntary Release (PVR) has now been renamed Voluntary Outflow (VO).

VO exit rates are the 12 month total exits divided by the average strength. (Strength calculated on a 13 month rolling average).

Figures for previous periods have been revised to reflect the reclassification of some re-entrants from Untrained to Trained. These should now be the final figures.

LTAs and AWOLs have been removed from the strengths.

In the Trained Strengths tables involving branch and specialisation, Transfer Trainees have been removed from the totals. Transfer Trainees are shown in tables 2e and 2f. From May 2008, Transfer Trainees include Sideways Entries.

NA(Met) are shown as HM(M) under Warfare General Service regardless of their Arm.

Previously published graphs linked to future exits have been removed in line with the Data Protection Act 1998. Logistics trades have been reported in line with 2010DIN01-128

**Due to the introduction of the Joint Personnel Administration system to the Naval Service during October 2006, all data are provisional and subject to revision**

## Royal Naval Monthly Personnel Situation Report

Published by DASA

If you have any comments or queries please contact us at

[navy@dasa.mod.uk](mailto:navy@dasa.mod.uk)

## Summary of NATO Ranks

		<b>Royal Navy</b>	<b>Royal Marines</b>
	OF-10	Admiral of the Fleet	
****	OF-9	Admiral	General
***	OF-8	Vice Admiral	Lieutenant General
**	OF-7	Rear Admiral	Major General
*	OF-6	Commodore	Brigadier
	OF-5	Captain	Colonel
	OF-4	Commander	Lt Colonel
	OF-3	Lieutenant Commander	Major
	OF-2	Lieutenant	Captain
	OF-1	Sub-Lieutenant	Lieutenant/2nd Lieutenant
	OF(D)	Officer Designate	Officer Designate
	OR-9	Warrant Officer 1	Warrant Officer 1
	OR-8	Warrant Officer 2	Warrant Officer 2
	OR-7	Chief Petty Officer	Colour Sergeant
	OR-6	Petty Officer	Sergeant
	OR-5		
	OR-4	Leading Rate	Corporal
	OR-3		Lance Corporal
	OR-2	Able Rate	Marine (1st Class)
	OR-1 <sup>1</sup>	Ordinary Rate/Junior	Marine (2nd Class)/Junior

<sup>1</sup> The rank of OR-1 is now obsolete.

## Trained Strengths and Liability

	Apr-07	Apr-08	Apr-09	Apr-10
RNS Regulars	34,340	34,540	34,400	35,170
FTRS "Regulars" *	580	530	620	330
FTRS "Non-Regulars" *	-	-	-	250

Sep-10	Oct-10	Nov-10	Dec-10	Jan-11	Feb-11	Mar-11
35,310	35,240	35,230	35,220	35,250	35,320	35,400
260	240	230	210	210	200	190
260	250	250	260	260	260	260

Total	Naval Service	34,920	35,070	35,010	35,500
Royal Navy		27,780	27,900	27,660	28,120
Royal Marines		6,560	6,640	6,740	7,060
FTRS "Regulars" *		580	530	620	330
Liability		36,800	36,260	35,760	35,790
Regular Surplus/Deficit		-2460	-1720	-1360	-620
Regular Surplus/Deficit (%)		-6.7%	-4.7%	-3.8%	-1.7%
Total Surplus/Deficit		-1880	-1190	-750	-290
Total Surplus/Deficit (%)		-5.1%	-3.3%	-2.1%	-0.8%
FTRS "Non-Regulars" *		-	-	-	250
Non Regular Liability		-	-	-	-
Non-Regular Surplus/Deficit		-	-	-	-
Non-Reguar Surplus/Deficit (%)		0.0%	0.0%	0.0%	0.0%

35,570	35,480	35,460	35,420	35,460	35,520	35,600
28,130	28,070	28,040	28,020	27,930	28,010	28,050
7,180	7,170	7,190	7,200	7,320	7,320	7,350
260	240	230	210	210	200	190
35,750	35,750	35,740	35,730	35,720	35,720	35,710
-440	-500	-510	-520	-470	-390	-300
-1.2%	-1.4%	-1.4%	-1.4%	-1.3%	-1.1%	-0.9%
-180	-260	-280	-310	-270	-190	-110
-0.5%	-0.7%	-0.8%	-0.9%	-0.7%	-0.5%	-0.3%
260	250	250	260	260	260	260
240	240	240	240	240	240	240
20	10	10	20	20	20	20
6.7%	5.8%	5.0%	8.8%	7.1%	7.5%	7.1%

Officers	6,800	6,630	6,680	6,640
Royal Navy (inc Careers)	5,970	5,780	5,750	5,720
RM GS (inc Careers)	680	660	720	770
RM Band	10	10	10	10
Transfer Trainees	-	40	30	20
FTRS "Regulars" *	140	140	170	120
Liability	6,840	6,670	6,580	6,630
Surplus/Deficit	-50	-40	100	10
Surplus/Deficit (%)	-0.7%	-0.7%	1.6%	0.2%

6,620	6,610	6,580	6,560	6,580	6,610	6,640
5,710	5,710	5,700	5,680	5,670	5,700	5,730
770	760	750	750	790	780	780
10	10	10	10	10	10	10
20	30	20	30	20	30	20
100	100	100	90	80	80	80
6,650	6,650	6,640	6,630	6,630	6,620	6,620
-30	-30	-60	-70	-40	-20	20
-0.5%	-0.5%	-0.8%	-1.1%	-0.7%	-0.2%	0.3%

Ratings	28,120	28,440	28,330	28,860
XR	6,070	5,570	5,540	5,680
XSM	800	820	840	880
XAV	740	760	750	790
Eng GS	4,790	5,160	5,140	5,240
Eng SM	2,030	2,030	2,070	2,140
Air Eng	3,150	3,310	3,340	3,470
Logistics	3,320	3,270	3,170	3,230
Medical	990	990	980	1,000
RM GS	5,460	5,550	5,580	5,840
RM Band	330	320	330	320
FTRS "Regulars" *	440	390	450	200
Careers RN	-	-	-	-
Careers RM	-	-	-	-
Unknown	-	-	-	-
Transfer Trainees	-	260	130	70
Liability	29,960	29,590	29,180	29,160
Surplus/Deficit	-1,830	-1,150	-850	-310
Surplus/Deficit (%)	-6.1%	-3.9%	-2.9%	-1.1%

28,960	28,870	28,880	28,870	28,870	28,910	28,960
5,650	5,620	5,620	5,610	5,600	5,590	5,570
900	890	880	870	870	870	870
800	790	790	810	810	800	830
5,240	5,250	5,230	5,210	5,180	5,160	5,160
2,120	2,120	2,130	2,130	2,140	2,170	2,170
3,490	3,480	3,510	3,520	3,500	3,540	3,550
3,230	3,220	3,210	3,210	3,200	3,190	3,190
1,000	990	990	990	990	990	990
5,970	5,960	5,970	5,980	6,070	6,070	6,110
330	320	340	330	340	330	330
160	140	130	120	120	110	110
-	-	-	-	-	-	-
-	-	-	-	-	-	-
-	-	-	-	-	-	-
60	70	70	70	60	80	80
29,100	29,100	29,100	29,100	29,090	29,090	29,090
-150	-230	-220	-230	-220	-180	-130
-0.5%	-0.8%	-0.8%	-0.8%	-0.8%	-0.6%	-0.4%

**Mar-11 Edition.**

From Apr 08 until Dec 09, in this table only, the Liability used is the DP09 Liability Ceiling against which Manning Balance is now measured.

Before Apr 08 and from Jan 10 and elsewhere in this document Liability data is taken from the relevant Planning Liability (most recent of which is PL 1-10).

\* From Jun 09 in this table only, the FTRS Strength has been split into those that are counted against the Regular Liability - FTRS "Regulars", and those that count against a separate FTRS only Liability - FTRS "Non-Regulars"

Provisional Data

**1b**

**Summary of Naval Service Strength by Service and Arm**

Total	
Naval Service:-	<b>35,600</b>
Royal Navy:-	28,230
Royal Marines:-	7,360

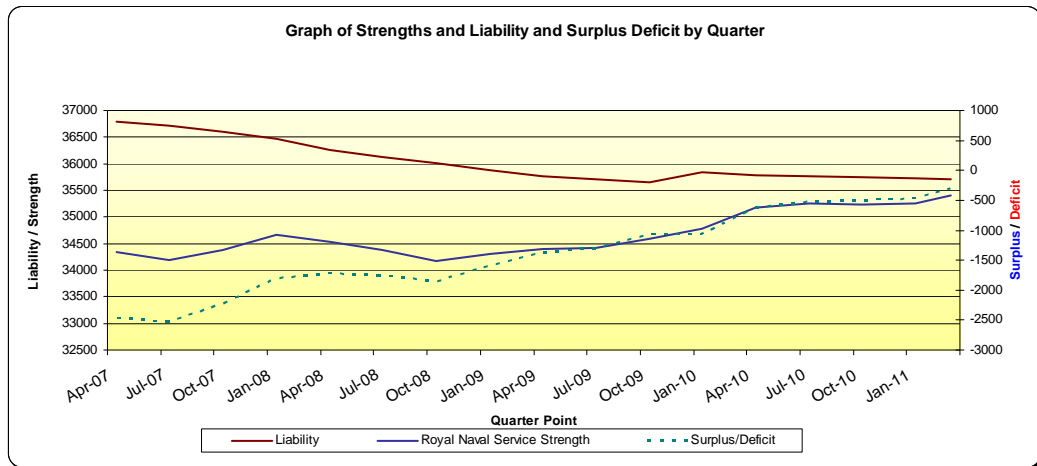
	Officers	Ratings
Naval Service:-	<b>6,640</b>	<b>28,960</b>
Royal Navy:-	5,830	22,400
Royal Marines:-	810	6,560

	Surface Fleet Personnel	Submarine Personnel	Aviation Personnel
Naval Service:-	<b>25,110</b>	<b>4,560</b>	<b>5,920</b>
Royal Navy:-	17,850	4,560	5,820
Royal Marines:-	7,260	-	100

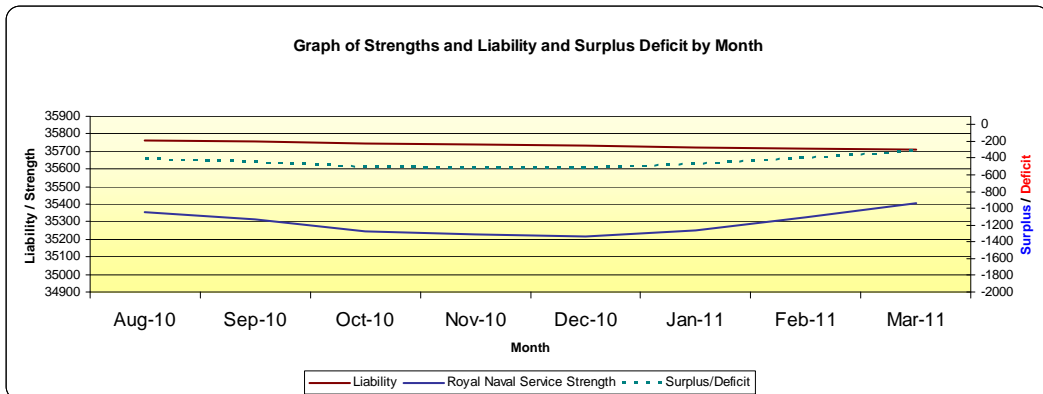
The Strength shown is the total trained Regular and FTRS Regular Personnel  
 Total Strength is taken from DASA's ARES Manpower Database  
 Total Strength include all Regular and FTRS Regular Personnel

Naval Service figures is the Royal Navy and Royal Marines Combined

**1c Graph of Historic Trained Strengths, Liability and Surplus/Deficit for the Naval Service**



**1d Graph of Recent Trends Trained Strengths, Liability and Surplus/Deficit for the Naval Service**



2a

## Trained Regular Officer Strengths\* and Liability\*\* by Branch, Specialisation and Arm

Branch	Specialisation	GS	SM	FAA	Total	Liability	Surplus/Deficit
<b>Total</b>		<b>4,220</b>	<b>940</b>	<b>1,370</b>	<b>6,530</b>	<b>6,620</b>	<b>-90</b>
<b>Warfare</b>		<b>1,430</b>	<b>340</b>	<b>1,010</b>	<b>2,780</b>	<b>2,850</b>	<b>-70</b>
	Air Traffic Control	-	-	80	80		
	Aviation	-	-	60	60		
	Communicators	40	-	-	40		
	Intelligence Officer	100	-	-	100		
	Fighter Controller	50	-	-	50		
	General Service Warfare	390	-	-	390		
	HM	160	-	-	160		
	Mine Clearance Diver	60	-	-	60		
	Mine Warfare	30	-	-	30		
	Observer	-	-	360	360		
	Pilot	-	-	520	520		
	PWO	80	-	-	80		
	PWO(A)	240	-	-	240		
	PWO(C)	70	-	-	70		
	PWO(N)	60	-	-	60		
	PWO(U)	140	-	-	140		
	RN Police	20	-	-	20		
	Submariner	-	340	-	340		
	Unspecified	-	-	-	-		
<b>Engineer</b>		<b>1,000</b>	<b>500</b>	<b>310</b>	<b>1,810</b>	<b>1,880</b>	<b>-70</b>
	Air Engineer	-	-	310	310		
	E(IS)	70	-	-	70		
	E(IS SM)	-	10	-	10		
	E(TM)	200	-	-	200		
	E(TM SM)	-	20	-	20		
	Marine Engineer	310	-	-	310		
	Marine Engineer (Submariner)	-	260	-	260		
	Weapons Engineer	410	-	-	410		
	Weapons Engineer (Submariner)	-	220	-	220		
	Unspecified	-	-	-	-		
<b>Logistics</b>		<b>490</b>	<b>100</b>	<b>-</b>	<b>580</b>	<b>570</b>	<b>10</b>
	Barrister	30	-	-	30		
	CMA	20	-	-	20		
	Logistics	430	90	-	520		
	Logistics Family Services	-	-	-	-		
<b>Medical</b>		<b>300</b>	<b>-</b>	<b>-</b>	<b>300</b>	<b>220</b>	<b>80</b>
<b>Medical Services</b>		<b>60</b>	<b>-</b>	<b>-</b>	<b>60</b>	<b>80</b>	<b>-20</b>
<b>Dental Services</b>		<b>60</b>	<b>-</b>	<b>-</b>	<b>60</b>	<b>60</b>	<b>-10</b>
<b>QARNNS</b>		<b>80</b>	<b>-</b>	<b>-</b>	<b>80</b>	<b>110</b>	<b>-30</b>
<b>Chaplain</b>		<b>60</b>	<b>-</b>	<b>-</b>	<b>60</b>	<b>70</b>	<b>-10</b>
<b>No Spec</b>		<b>-</b>	<b>-</b>	<b>-</b>	<b>-</b>	<b>-</b>	<b>-</b>
<b>Other</b>	inc Careers	-	-	-	-	-	-
<b>Royal Marines</b>		<b>750</b>	<b>-</b>	<b>40</b>	<b>790</b>	<b>770</b>	<b>30</b>
	Band Service	10	-	-	10		
	General Service	740	-	-	740		
	Pilot	-	-	40	40		

\* The Trained Strength shown in this table is less the Transfer Trainee Strength, hence a slight difference.  
For the Transfer Trainee Strength please see tables 2e and 2f

\*\* The liability used in this document is the Smoothed Planning Liability 1-10

Mar-11 Edition.

Provisional Data



2b

### Trained Regular Rating Strengths\* and Liability\*\* by Branch, Specialisation and Arm

Branch	Specialisation	GS	SM	FAA	Total	Liability	Surplus/Deficit
<b>Total</b>		<b>20,730</b>	<b>3,560</b>	<b>4,480</b>	<b>28,760</b>	<b>29,090</b>	<b>-320</b>
<b>XR</b>		<b>5,470</b>	<b>-</b>	<b>100</b>	<b>5,570</b>	<b>5,730</b>	<b>-160</b>
	WS	1,020	-	-	1,020		
	WS(AWT)	420	-	-	420		
	WS(AWW)	350	-	-	350		
	WS(UW)	180	-	-	180		
	WS(EW)	220	-	-	220		
	CIS	1,040	-	-	1,040		
	HM	-	-	-	-		
	HM(H)	110	-	-	110		
	HM(M)	-	-	100	100		
	MW	320	-	-	320		
	Diver	310	-	-	310		
	SEA	760	-	-	760		
	WPN A	~	-	-	~		
	PT	220	-	-	220		
	RN Police	260	-	-	260		
	Telephonist	-	-	-	-		
	CT	260	-	-	260		
	Unspecified	-	-	-	-		
<b>XSM</b>		<b>-</b>	<b>870</b>	<b>-</b>	<b>870</b>	<b>900</b>	<b>-30</b>
	Coxswain (SM)	-	40	-	40		
	WS(SSM)	-	340	-	340		
	WS(TSM)	-	260	-	260		
	CISSM	-	230	-	230		
<b>XAV</b>		<b>-</b>	<b>-</b>	<b>830</b>	<b>830</b>	<b>920</b>	<b>-90</b>
	Aircrewman	-	-	90	90		
	NA(AC)	-	-	120	120		
	NA(AH)	-	-	480	480		
	NA(PHOT)	-	-	90	90		
	RM Aircrewman	-	-	40	40		
	Unspecified	-	-	-	-		
<b>Engineer General Service</b>		<b>5,160</b>	<b>-</b>	<b>-</b>	<b>5,160</b>	<b>5,110</b>	<b>50</b>
	MEM	310	-	-	310		
	WEM	110	-	-	110		
	ET(ME)	2,820	-	-	2,820		
	ET(WE)	1,920	-	-	1,920		
	ETS	~	-	-	~		
	Unspecified	-	-	-	-		
<b>Engineer Submariner</b>		<b>-</b>	<b>2,170</b>	<b>-</b>	<b>2,170</b>	<b>2,130</b>	<b>40</b>
	ET(MESM)	-	1,230	-	1,230		
	ET(WESM)	-	920	-	920		
	MEM	-	20	-	20		
	WEM	-	-	-	-		
<b>Air Engineer</b>		<b>-</b>	<b>-</b>	<b>3,550</b>	<b>3,550</b>	<b>3,600</b>	<b>-50</b>
	AEA	-	-	240	240		
	AEM	-	-	380	380		
	AET	-	-	2,740	2,740		
	NA(SE)	-	-	190	190		
<b>Logistics</b>		<b>2,780</b>	<b>410</b>	<b>-</b>	<b>3,190</b>	<b>3,180</b>	<b>20</b>
	Caterer	260	30	-	290		
	Chef	600	110	-	710		
	Family Service	30	-	-	30		
	Steward	460	70	-	530		
	Supply Chain	640	120	-	760		
	Writer	790	80	-	870		
	Unspecified	-	-	-	-		
<b>Medical</b>		<b>880</b>	<b>110</b>	<b>-</b>	<b>990</b>	<b>1,040</b>	<b>-50</b>
	Dental Hyg	20	-	-	20		
	Dental SA	100	-	-	100		
	Med Assist	510	110	-	620		
	Med Tech	20	-	-	20		
	Unspecified	-	-	-	-		
	NN	180	-	-	180		
	RM Med Assist	50	-	-	50		
<b>Marines (excl MA &amp; Acmn)</b>		<b>6,440</b>	<b>-</b>	<b>-</b>	<b>6,440</b>	<b>6,490</b>	<b>-50</b>
	Band	270	-	-	270		
	Bugler	60	-	-	60		
	General Service	6,110	-	-	6,110		
<b>Other (e.g. Careers)</b>		<b>-</b>	<b>-</b>	<b>-</b>	<b>-</b>	<b>~</b>	<b>~</b>
<b>Unspecified</b>		<b>-</b>	<b>-</b>	<b>-</b>	<b>-</b>	<b>-</b>	<b>-</b>

\* Trained Strengths are less the Transfer Trainee Strength, hence the slight decrease in figures. See Tables 2e and 2f.

\*\* The Liability shown is the Smoothed Planning Liability 1-10

Mar-11 Edition.

Provisional Data

2c

### Trained FTRS Officer Strengths by Branch, Specialisation and Arm

Branch	Specialisation	GS	SM	FAA	Total
<b>Total</b>		<b>90</b>	<b>10</b>	<b>20</b>	<b>120</b>
<b>Warfare</b>		<b>20</b>	<b>10</b>	<b>10</b>	<b>40</b>
	Air Traffic Control	-	-	~	~
	Aviation	-	-	~	~
	Communicators	-	-	-	-
	Intelligence Officer	-	-	-	-
	Fighter Controller	-	-	-	-
	General Service Warfare	~	-	-	~
	HM	~	-	-	~
	Mine Clearance Diver	~	-	-	~
	Mine Warfare	~	-	-	~
	Observer	-	-	10	10
	Pilot	-	-	~	~
	PWO	-	-	-	-
	PWO(A)	~	-	-	~
	PWO(C)	~	-	-	~
	PWO(N)	-	-	-	-
	PWO(U)	~	-	-	~
	RN Police	-	-	-	-
	Submariner	-	10	-	10
	Unspecified	-	-	-	-
<b>Engineer</b>		<b>10</b>	<b>~</b>	<b>~</b>	<b>10</b>
	Air Engineer	-	-	~	~
	E(IS)	~	-	-	~
	E(IS SM)	~	-	-	~
	E(TM)	~	-	-	~
	E(TM SM)	-	-	-	-
	Marine Engineer	~	-	-	~
	Marine Engineer (Submariner)	-	-	-	-
	Weapons Engineer	~	-	-	~
	Weapons Engineer (Submariner)	-	~	-	~
	Unspecified	-	-	-	-
<b>Logistics</b>		<b>10</b>	<b>-</b>	<b>-</b>	<b>10</b>
	Barrister	-	-	-	-
	CMA	-	-	-	-
	Logistics	10	-	-	10
	Logistics Family Services	-	-	-	-
<b>Medical</b>		<b>-</b>	<b>-</b>	<b>-</b>	<b>-</b>
<b>Medical Services</b>		<b>-</b>	<b>-</b>	<b>-</b>	<b>-</b>
<b>Dental Services</b>		<b>-</b>	<b>-</b>	<b>-</b>	<b>-</b>
<b>QARNNS</b>		<b>-</b>	<b>-</b>	<b>-</b>	<b>-</b>
<b>Chaplain</b>		<b>-</b>	<b>-</b>	<b>-</b>	<b>-</b>
<b>No Spec</b>		<b>-</b>	<b>-</b>	<b>-</b>	<b>-</b>
<b>Other</b>	inc Careers	~	-	-	~
<b>Royal Marines</b>		<b>~</b>	<b>-</b>	<b>-</b>	<b>~</b>
	Band Service	-	-	-	-
	General Service	~	-	-	~
	Pilot	-	-	-	-
<b>RNR</b>		<b>40</b>	<b>-</b>	<b>~</b>	<b>40</b>
<b>RMR</b>		<b>10</b>	<b>-</b>	<b>-</b>	<b>10</b>

Mar-11 Edition.

Provisional Data

**2d Trained FTRS Rating Strengths by Branch, Specialisation and Arm**

Branch	Specialisation	GS	SM	FAA	Total
<b>Total</b>		<b>260</b>	<b>60</b>	<b>10</b>	<b>330</b>
<b>XR</b>		<b>50</b>	-	-	<b>50</b>
	WS	-	-	-	-
	WS(AWT)	-	-	-	-
	WS(AWW)	10	-	-	10
	WS(UW)	-	-	-	-
	WS(EW)	-	-	-	-
	CIS	-	-	-	-
	HM	-	-	-	-
	HM(H)	-	-	-	-
	HM(M)	-	-	-	-
	MW	-	-	-	-
	Diver	-	-	-	-
	SEA	10	-	-	10
	WPN A	-	-	-	-
	PT	-	-	-	-
	RN Police	10	-	-	10
	Telephonist	-	-	-	-
	CT	-	-	-	-
	Unspecified	-	-	-	-
<b>XSM</b>		-	<b>10</b>	-	<b>10</b>
	Coxswain (SM)	-	-	-	-
	WS(SSM)	-	-	-	-
	WS(TSM)	-	-	-	-
	CISSM	-	-	-	-
<b>XAV</b>		-	-	-	-
	Aircrewman	-	-	-	-
	NA(AC)	-	-	-	-
	NA(AH)	-	-	-	-
	NA(PHOT)	-	-	-	-
	RM Aircrewman	-	-	-	-
	Unspecified	-	-	-	-
<b>Engineer General Service</b>		-	-	-	-
	MEM	-	-	-	-
	WEM	-	-	-	-
	ET(ME)	-	-	-	-
	ET(WE)	-	-	-	-
	ETS	-	-	-	-
	Unspecified	-	-	-	-
<b>Engineer Submariner</b>		-	<b>50</b>	-	<b>50</b>
	ET(MESM)	-	30	-	30
	ET(WESM)	-	10	-	10
	MEM	-	-	-	-
	WEM	-	-	-	-
<b>Air Engineer</b>		-	-	-	-
	AEA	-	-	-	-
	AEM	-	-	-	-
	AET	-	-	-	-
	NA(SE)	-	-	-	-
<b>Logistics</b>		<b>20</b>	-	-	<b>20</b>
	Caterer	-	-	-	-
	Chef	-	-	-	-
	Family Service	-	-	-	-
	Steward	-	-	-	-
	Supply Chain	-	-	-	-
	Writer	10	-	-	10
	Unspecified	-	-	-	-
<b>Medical</b>		-	-	-	-
	Dental Hyg	-	-	-	-
	Dental SA	-	-	-	-
	Med Assist	-	-	-	-
	NN	-	-	-	-
	Unspecified	-	-	-	-
	RM Med Assist	-	-	-	-
	Med Tech	-	-	-	-
<b>Marines (excl MA &amp; Acmn)</b>		<b>20</b>	-	-	<b>20</b>
	Band	-	-	-	-
	Bugler	-	-	-	-
	General Service	20	-	-	20
<b>RNR</b>		<b>10</b>	-	-	<b>10</b>
<b>RMR</b>		<b>10</b>	-	-	<b>10</b>
<b>Other (e.g. Careers)</b>		<b>160</b>	-	-	<b>160</b>

Mar-11 Edition.

Provisional Data

2e

## Regular Officer Transfer Trainee\* Strengths by Branch and Specialisation and Arm

Transferring From						Transferring To			
GS	SM	FAA	Total	Branch	Specialisation	GS	SM	FAA	Total
20	-	-	20	Total		-	-	20	20
10	-	-	20	<b>Warfare</b>		-	-	20	20
-	-	-	-		Air Traffic Control	-	-	-	-
-	-	-	-		Advanced Warfare Officer	-	-	-	-
-	-	-	-		Anti-Air Warfare Officer	-	-	-	-
-	-	-	-		Aviaton	-	-	-	-
-	-	-	-		Communicators	-	-	-	-
-	-	-	-		Intelligence Officer	-	-	-	-
-	-	-	-		Fighter Controller	-	-	-	-
10	-	-	10		General Service Warfare	-	-	-	-
-	-	-	-		HM	-	-	-	-
-	-	-	-		Mine Clearance Diver	-	-	-	-
-	-	-	-		Mine Warfare	-	-	-	-
-	-	-	-		Observer	-	-	10	10
-	-	-	-		Pilot	-	-	10	10
-	-	-	-		PWO	-	-	-	-
-	-	-	-		PWO(A)	-	-	-	-
-	-	-	-		PWO(C)	-	-	-	-
-	-	-	-		PWO(N)	-	-	-	-
-	-	-	-		PWO(U)	-	-	-	-
-	-	-	-		RN Police	-	-	-	-
-	-	-	-		Submariner	-	-	-	-
-	-	-	-		Unspecified	-	-	-	-
-	-	-	-	<b>Engineer</b>		-	-	-	-
-	-	-	-		Air Engineer	-	-	-	-
-	-	-	-		E(IS)	-	-	-	-
-	-	-	-		E(IS SM)	-	-	-	-
-	-	-	-		E(TM)	-	-	-	-
-	-	-	-		Marine Engineer	-	-	-	-
-	-	-	-		Marine Engineer (Submariner)	-	-	-	-
-	-	-	-		Weapons Engineer	-	-	-	-
-	-	-	-		Weapons Engineer (Submariner)	-	-	-	-
-	-	-	-		Unspecified	-	-	-	-
-	-	-	-	<b>Logistics</b>		-	-	-	-
-	-	-	-		Barrister	-	-	-	-
-	-	-	-		CMA	-	-	-	-
-	-	-	-		Logistics	-	-	-	-
-	-	-	-		Logistics Family Services	-	-	-	-
-	-	-	-	<b>Medical</b>		-	-	-	-
-	-	-	-	<b>Medical services</b>		-	-	-	-
-	-	-	-	<b>Dental Services</b>		-	-	-	-
-	-	-	-	<b>QARNNS</b>		-	-	-	-
-	-	-	-	<b>Chaplain</b>		-	-	-	-
-	-	-	-	<b>No Spec</b>		-	-	-	-
-	-	-	-	<b>Other</b>		-	-	-	-
-	-	-	-	<b>Royal Marines</b>		-	-	-	-
-	-	-	-		Band Service	-	-	-	-
-	-	-	-		General Service	-	-	-	-
-	-	-	-		Pilot	-	-	-	-

\*Transfer Trainees include Sideways Entrants

Mar-11 Edition.

Provisional Data

Transferring From				Transferring To					
GS	SM	FAA	Total	Branch	Specialisation	GS	SM	FAA	Total
70	10	10	80	Total		60	-	30	80
30	-	-	30	<b>XR</b>		30	-	-	30
10	-	-	10		WS	-	-	-	-
-	-	-	-		WS(AWT)	-	-	-	-
-	-	-	-		WS(AWW)	-	-	-	-
-	-	-	-		WS(EW)	-	-	-	-
-	-	-	-		WS(UW)	-	-	-	-
-	-	-	-		CIS	-	-	-	-
-	-	-	-		HM	-	-	-	-
-	-	-	-		HM(H)	-	-	-	-
-	-	-	-		HM(M)	-	-	-	-
-	-	-	-		MW	-	-	-	-
-	-	-	-		Diver	-	-	-	-
-	-	-	-		SEA	-	-	-	-
-	-	-	-		WPN A	-	-	-	-
-	-	-	-		PT	10	-	-	10
-	-	-	-		RN Police	10	-	-	10
-	-	-	-		Telephonist	-	-	-	-
-	-	-	-		CT	-	-	-	-
-	-	-	-		Unspecified	-	-	-	-
-	-	-	-	<b>XSM</b>		-	-	-	-
-	-	-	-		Coxswain (SM)	-	-	-	-
-	-	-	-		WS(SSM)	-	-	-	-
-	-	-	-		WS(TSM)	-	-	-	-
-	-	-	-		CISSM	-	-	-	-
-	-	-	-		Unspecified	-	-	-	-
-	-	-	-	<b>XAV</b>		-	-	20	20
-	-	-	-		Aircrewman	-	-	10	10
-	-	-	-		NA(AC)	-	-	-	-
-	-	-	-		NA(AH)	-	-	-	-
-	-	-	-		NA(PHOT)	-	-	-	-
-	-	-	-		RM Aircrewman	-	-	10	10
-	-	-	-		Unspecified	-	-	-	-
10	-	-	10	<b>Engineer General Service</b>		-	-	-	-
-	-	-	-		MEM	-	-	-	-
-	-	-	-		WEM	-	-	-	-
-	-	-	-		ET(ME)	-	-	-	-
-	-	-	-		ET(WE)	-	-	-	-
-	-	-	-		ETS	-	-	-	-
-	-	-	-		Unspecified	-	-	-	-
-	-	-	-	<b>Engineer Submariner</b>		-	-	-	-
-	-	-	-		ET(MESM)	-	-	-	-
-	-	-	-		ET(WESM)	-	-	-	-
-	-	-	-		MEM	-	-	-	-
-	-	-	-		WEM	-	-	-	-
-	-	-	-		WSM	-	-	-	-
-	-	-	-		Unspecified	-	-	-	-
-	-	10	10	<b>Air Engineer</b>		-	-	-	-
-	-	-	-		AEA	-	-	-	-
-	-	-	-		AEM	-	-	-	-
-	-	-	-		AET	-	-	-	-
-	-	-	-		NA(SE)	-	-	-	-
-	-	-	-		Unspecified	-	-	-	-
10	-	-	10	<b>Logistics</b>		-	-	-	-
-	-	-	-		Caterer	-	-	-	-
-	-	-	-		Steward	-	-	-	-
-	-	-	-		Chef	-	-	-	-
-	-	-	-		Family Services	-	-	-	-
-	-	-	-		Supply Chain	-	-	-	-
-	-	-	-		Writer	-	-	-	-
-	-	-	-		Unspecified	-	-	-	-
-	-	-	-	<b>Medical</b>		20	-	-	20
-	-	-	-		Dental SA	-	-	-	-
-	-	-	-		Dental Hyg	-	-	-	-
-	-	-	-		Medical Asst	-	-	-	-
-	-	-	-		NN	10	-	-	10
-	-	-	-		Med Techn	-	-	-	-
-	-	-	-		RM Med Asst	10	-	-	10
-	-	-	-		Unspecified	-	-	-	-
10	-	-	10	<b>Marines (excl MA &amp; Acmn)</b>		-	-	-	-
-	-	-	-		Band	-	-	-	-
-	-	-	-		Bugler	-	-	-	-
10	-	-	10		General Service	-	-	-	-
-	-	-	-	<b>Other (e.g. Careers)</b>		-	-	-	-
-	-	-	-	<b>Unspecified</b>		-	-	-	-

\*Transfer Trainees include Sideways Entrants

### 3a Trained\* Regular Officer Strengths and Liability\*\* by Branch and Paid Rank

Branch		OF7 and above	OF-6	OF-5	OF-4	OF-3	OF-2	OF-1	Total
Total	Strength	40	80	300	1130	2230	2620	140	6530
	Liability	40	80	280	1100	2230	2890	-	6620
	Surplus / Deficit	10	~	20	20	~	-280	140	-90
Warfare	Strength	20	40	120	420	960	1170	60	2780
	Liability	20	40	110	400	970	1310	-	2850
	Surplus / Deficit	~	~	~	10	-10	-140	60	-70
	% Surplus / Deficit	23.2%	-6.6%	4.5%	3.0%	-0.7%	-10.4%	-	-2.4%
Engineer	Strength	10	20	90	310	640	750	~	1810
	Liability	10	20	80	300	670	800	-	1880
	Surplus / Deficit	~	~	10	~	-30	-50	~	-70
	% Surplus / Deficit	-27.8%	1.0%	8.5%	1.3%	-4.4%	-6.5%	-	-3.8%
Logistics	Strength	~	10	20	100	200	230	20	580
	Liability	-	10	20	90	200	250	-	570
	Surplus / Deficit	~	~	~	10	~	-20	20	10
	% Surplus / Deficit	-	29.4%	-0.1%	7.4%	0.6%	-8.9%	-	1.8%
Medical	Strength	~	~	20	100	100	70	~	300
	Liability	~	~	20	90	70	40	-	220
	Surplus / Deficit	~	~	10	10	20	30	~	80
	% Surplus / Deficit	99.6%	-25.2%	66.3%	10.3%	32.8%	83.4%	-	35.2%
Dental	Strength	-	-	10	20	30	10	-	60
	Liability	-	-	~	20	20	20	-	60
	Surplus / Deficit	-	-	~	~	10	-10	-	-10
	% Surplus / Deficit	-	-	49.8%	-18.0%	40.0%	-52.3%	-	-8.7%
Medical Services	Strength	-	-	~	10	20	30	~	60
	Liability	-	-	~	10	30	40	-	80
	Surplus / Deficit	-	-	~	~	~	-10	~	-20
	% Surplus / Deficit	-	-	-50.1%	-13.7%	-16.0%	-33.6%	-	-24.2%
QARNNS	Strength	-	-	~	10	30	40	-	80
	Liability	-	-	~	10	30	70	-	110
	Surplus / Deficit	-	-	~	~	~	-30	-	-30
	% Surplus / Deficit	-	-	-33.5%	-28.5%	-6.2%	-41.9%	-	-30.5%
Chaplain	Strength	~	~	-	60	-	-	-	60
	Liability	~	~	~	70	-	-	-	70
	Surplus / Deficit	~	~	~	-10	-	-	-	-10
	% Surplus / Deficit	-0.2%	-	-100.0%	-11.1%	-	-	-	-10.7%
RM General Service	Strength	10	10	40	120	250	310	50	780
	Liability	~	10	40	110	240	350	-	760
	Surplus / Deficit	~	~	~	10	10	-50	50	20
	% Surplus / Deficit	74.6%	14.4%	2.5%	7.1%	2.4%	-13.6%	-	3.3%
RM Band	Strength	-	-	-	~	~	10	-	10
	Liability	-	-	-	~	~	10	-	10
	Surplus / Deficit	-	-	-	~	~	~	-	~
	% Surplus / Deficit	-	-	-	-0.5%	-0.5%	39.3%	-	19.4%
Careers/Other	Strength	-	-	-	-	-	-	~	~
	Liability	-	-	-	-	-	-	-	-
	Surplus / Deficit	-	-	-	-	-	-	~	~
	% Surplus / Deficit	-	-	-	-	-	-	-	-
Unspecified	Strength	-	-	-	-	-	-	-	-
	Liability	-	-	-	-	-	-	-	-

\* Trained Strength is less the Transfer Trainee Strength, hence the slight decrease in figures.  
For the Transfer Trainee Strength see 2e and 2f

\*\* The Liability shown is the Smoothed Planning Liability 1-10

Mar-11 Edition.

Provisional Data

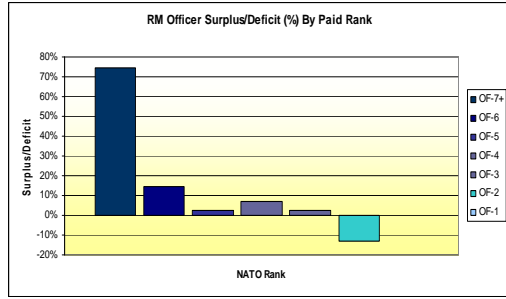
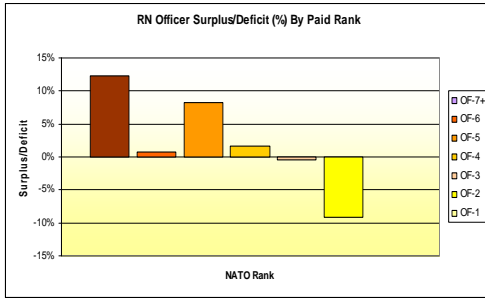
**3b Trained \* Regular Rating Strengths and Liability\*\* by Branch and Paid Rank**

Branch		OR-9	OR-8	OR-7	OR-6	OR-4	OR-3	OR-2	Total	
Total	Strength	740	790	3,790	4,500	6,150	560	12,230	<b>28,760</b>	
	Liability	730	880	3,650	4,900	7,160	-	11,770	<b>29,090</b>	
	Surplus / Deficit	10	-90	140	-400	-1,010	560	460	<b>-320</b>	
	% Surplus / Deficit	~	~	~	~	~	~	~	~	
XR	Strength	180	20	680	910	1,320	-	2,470	<b>5,570</b>	
	Liability	170	30	660	1,060	1,590	-	2,230	<b>5,730</b>	
	Surplus / Deficit	10	-10	20	-150	-270	-	250	<b>-160</b>	
	% Surplus / Deficit	~	~	~	~	~	~	~	~	
XSM	Strength	40	-	100	120	190	-	410	<b>870</b>	
	Liability	40	-	110	140	200	-	410	<b>900</b>	
	Surplus / Deficit	~	-	-10	-10	-10	-	~	<b>-30</b>	
	% Surplus / Deficit	~	-	~	~	~	-	~	~	
XAV	Strength	40	-	90	160	250	-	290	<b>830</b>	
	Liability	50	-	100	210	350	-	210	<b>920</b>	
	Surplus / Deficit	-10	-	-10	-50	-100	-	80	<b>-90</b>	
	% Surplus / Deficit	~	-	~	~	~	-	~	~	
EGS	Strength	160	300	1,020	940	920	-	1,830	<b>5,160</b>	
	Liability	170	320	900	1,040	1,070	-	1,620	<b>5,110</b>	
	Surplus / Deficit	~	-20	120	-100	-160	-	210	<b>50</b>	
	% Surplus / Deficit	~	~	~	~	~	-	~	~	
ESM	Strength	70	180	530	410	330	-	650	<b>2,170</b>	
	Liability	70	220	590	240	400	-	620	<b>2,130</b>	
	Surplus / Deficit	~	-30	-70	180	-70	-	30	<b>40</b>	
	% Surplus / Deficit	~	~	~	~	~	-	~	~	
EAE	Strength	60	60	580	740	640	-	1,460	<b>3,550</b>	
	Liability	60	70	520	750	920	-	1,280	<b>3,600</b>	
	Surplus / Deficit	~	-10	60	-10	-270	-	190	<b>-50</b>	
	% Surplus / Deficit	~	~	~	~	~	-	~	~	
LOGS	Strength	80	-	260	470	890	-	1,500	<b>3,190</b>	
	Liability	70	~	250	510	950	-	1,380	<b>3,180</b>	
	Surplus / Deficit	~	~	10	-40	-60	-	120	<b>20</b>	
	% Surplus / Deficit	~	~	~	~	~	-	~	~	
MED	Strength	30	~	120	180	330	10	310	<b>990</b>	
	Liability	30	~	120	230	350	-	310	<b>1,040</b>	
	Surplus / Deficit	~	~	10	-40	-20	10	~	<b>-50</b>	
	% Surplus / Deficit	~	~	~	~	~	-	~	~	
RM GS	<i>Excludes RM Med Assistant, RM Airecrewman, RM Band and RM Careers Service</i>									
	Strength	80	230	380	520	1,230	540	3,130	<b>6,110</b>	
	Liability	70	240	370	680	1,270	-	3,510	<b>6,140</b>	
	Surplus / Deficit	10	-10	10	-160	-30	540	-390	<b>-30</b>	
RM Band	Strength	10	10	30	50	60	~	170	<b>330</b>	
	Liability	10	10	30	60	60	-	190	<b>350</b>	
	Surplus / Deficit	~	~	~	~	~	~	-20	<b>-20</b>	
	% Surplus / Deficit	~	~	~	~	~	-	~	~	
Career	Strength	-	-	-	-	-	-	-	-	
	Liability	~	-	-	-	-	-	-	~	
	Surplus / Deficit	~	-	-	-	-	-	-	~	
	% Surplus / Deficit	~	-	-	-	-	-	-	~	
Unspecified	Strength	-	-	-	-	-	-	-	-	
CAPPS	Liability	-	-	-	-	-	-	-	-	

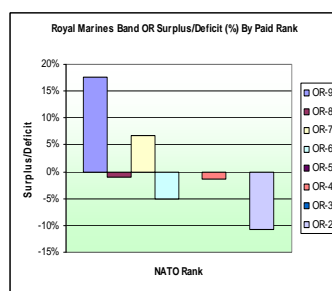
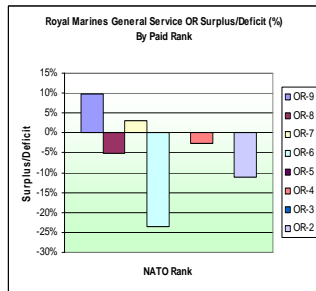
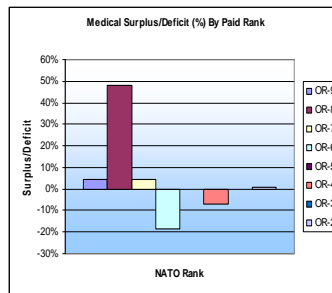
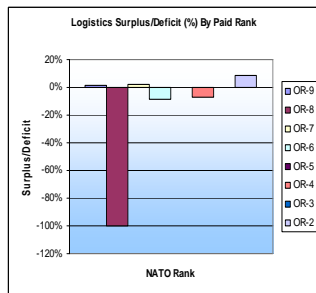
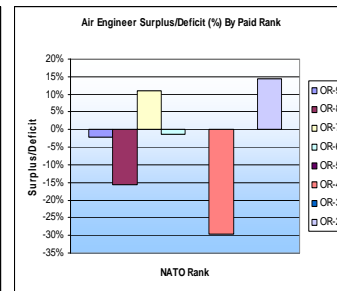
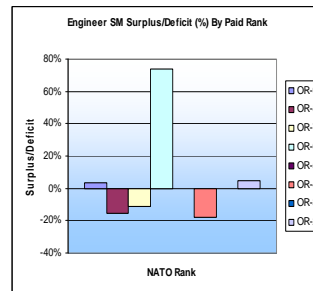
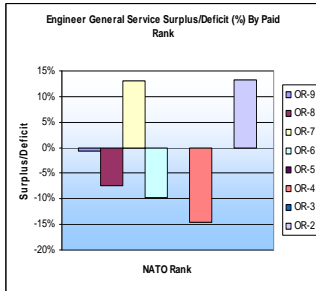
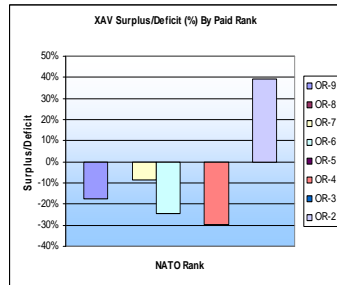
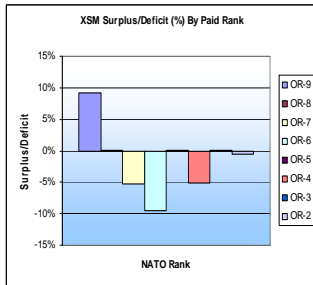
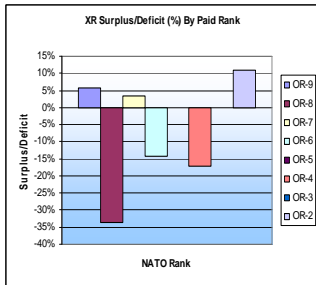
\* Trained Strength is less the Transfer Trainee Strength, hence the slight decrease in figures.  
For the Transfer Trainee Strength see 2e and 2f

\*\* The Liability shown is the Smoothed Planning Liability

**3c Trained Regular Officer Surplus/Deficit by Paid Rank**



**3d Trained Regular Rating Surplus/Deficit by Paid Rank**





**3e Trained Officer FTRS Strength by Branch and Paid Rank**

Branch	OF7+	OF6	OF5	OF4	OF3	OF2	OF1	Total
Total	-	-	-	20	70	30	-	120
Warfare	-	-	-	10	40	20	-	60
Engineer	-	-	-	-	10	-	-	10
Logistics	-	-	-	-	10	-	-	10
Medical	-	-	-	-	-	-	-	-
Medical Services	-	-	-	-	-	-	-	-
Dental	-	-	-	-	-	-	-	-
QARNNS	-	-	-	-	-	-	-	-
Chaplain	-	-	-	-	-	-	-	-
RM General Service	-	-	-	-	-	-	-	-
RM Band	-	-	-	-	-	-	-	-
RNR	-	-	-	-	10	-	-	20
RMR	-	-	-	-	-	-	-	10
Careers/Other	-	-	-	-	-	-	-	-

Mar-11 Edition.

Provisional Data

**3f Trained Rating FTRS Strength by Branch and Paid Rank**

Branch	OR9	OR8	OR7	OR6	OR4	OR3	OR2	Total
Total	30	30	110	130	20	-	10	330
XR	-	-	20	10	10	-	-	50
XSM	-	-	-	-	-	-	-	10
XAV	-	-	-	-	-	-	-	-
EGS	-	-	-	-	-	-	-	-
ESM	-	20	20	10	-	-	-	50
EAE	-	-	-	-	-	-	-	-
LOGS	-	-	-	10	-	-	-	20
MED	-	-	-	-	-	-	-	-
RM GS	-	-	-	10	-	-	-	20
<i>Excludes RM Med Assistant, RM Aircrewman, RM Band and RM Careers Service</i>								
RM Band	-	-	-	-	-	-	-	-
RNR	-	-	-	-	-	-	-	10
RMR	-	-	-	-	-	-	-	10
Career	20	10	40	80	-	-	-	160
Unspecified	-	-	-	-	-	-	-	-

Mar-11 Edition.

Provisional Data

**Trained\* Regular Officer General Service Strengths  
4a (GS) by Branch and Specialisation and Paid Rank**

Branch	Specialisation	OF-7							Total
		and above	OF-6	OF-5	OF-4	OF-3	OF-2	OF-1	
<b>Total</b>		<b>20</b>	<b>50</b>	<b>180</b>	<b>770</b>	<b>1,440</b>	<b>1,650</b>	<b>110</b>	<b>4,220</b>
<b>Warfare</b>		<b>10</b>	<b>20</b>	<b>50</b>	<b>230</b>	<b>520</b>	<b>570</b>	<b>30</b>	<b>1,430</b>
	Communications	-	-	-	~	10	20	-	40
	Intelligence Officer	-	-	-	-	40	60	-	100
	Fighter Controller	-	-	-	-	10	40	-	50
	General Service Warfare	-	-	-	~	60	300	30	390
	HM	-	-	~	30	60	70	-	160
	Mine Clearance Diver	-	-	-	~	30	30	-	60
	Mine Warfare	-	-	-	~	10	20	-	30
	PWO	-	-	-	~	60	20	-	80
	PWO(A)	~	10	20	100	110	~	-	240
	PWO(C)	~	~	10	20	30	-	-	70
	PWO(N)	~	~	10	20	30	-	-	60
	PWO(U)	~	10	10	40	70	-	-	140
	RN Police	-	-	-	~	10	10	-	20
	Unspecified	-	-	-	-	-	-	-	-
<b>Engineer</b>		~	<b>10</b>	<b>40</b>	<b>160</b>	<b>360</b>	<b>420</b>	~	<b>1,000</b>
	E(IS)	-	-	~	10	30	30	-	70
	E(TM)	-	-	10	20	60	110	-	200
	Marine Engineer	~	10	20	50	120	120	-	310
	Weapons Engineer	~	~	20	80	150	160	~	410
	Unspecified	-	-	-	-	-	-	-	-
<b>Logistics</b>		~	<b>10</b>	<b>20</b>	<b>70</b>	<b>160</b>	<b>210</b>	<b>20</b>	<b>490</b>
	Barrister	~	~	~	10	10	~	-	30
	CMA	-	-	-	10	10	~	-	20
	Logistics	-	~	20	60	140	200	20	430
	Logistics Family Services	-	-	-	-	~	~	-	~
<b>Medical</b>		~	~	<b>20</b>	<b>100</b>	<b>100</b>	<b>70</b>	~	<b>300</b>
<b>Medical Services</b>		-	-	~	<b>10</b>	<b>20</b>	<b>30</b>	~	<b>60</b>
<b>Dental Services</b>		-	-	<b>10</b>	<b>20</b>	<b>30</b>	<b>10</b>	-	<b>60</b>
<b>QARNNS</b>		-	-	~	<b>10</b>	<b>30</b>	<b>40</b>	-	<b>80</b>
<b>Chaplain</b>		~	~	-	<b>60</b>	-	-	-	<b>60</b>
<b>Other</b>		-	-	-	-	-	-	~	~
<b>Royal Marines</b>		<b>10</b>	<b>10</b>	<b>40</b>	<b>110</b>	<b>230</b>	<b>300</b>	<b>50</b>	<b>750</b>
	Band Service	-	-	-	~	~	10	-	10
	General Service	10	10	40	110	230	290	50	740

\* Trained Strength is less the Transfer Trainee Strength, hence the slight decrease in figures.  
For the Transfer Trainee Strength see 2e and 2f

Mar-11 Edition.

Provisional Data

## 4a (SM) Trained\* Regular Officer Submarine Strengths by Branch and Specialisation and Paid Rank

Branch	Specialisation	OF-7							Total
		and above	OF-6	OF-5	OF-4	OF-3	OF-2	OF-1	
<b>Total</b>		<b>10</b>	<b>20</b>	<b>60</b>	<b>180</b>	<b>320</b>	<b>330</b>	<b>20</b>	<b>940</b>
<b>Warfare</b>		<b>10</b>	<b>10</b>	<b>20</b>	<b>60</b>	<b>100</b>	<b>120</b>	<b>20</b>	<b>340</b>
	Submariner	10	10	20	60	100	120	20	340
<b>Engineer</b>		~	<b>10</b>	<b>30</b>	<b>100</b>	<b>180</b>	<b>180</b>	-	<b>500</b>
	E(IS SM)	-	-	-	-	-	10	-	10
	E(TM SM)	-	-	-	10	10	~	-	20
	Marine Engineer (Submariner)	~	~	10	50	90	100	-	260
	Weapons Engineer (Submariner)	-	~	20	40	70	80	-	220
	Unspecified	-	-	-	-	-	-	-	-
<b>Logistics</b>		-	~	~	<b>20</b>	<b>40</b>	<b>20</b>	-	<b>100</b>
	Barrister	-	-	-	-	~	-	-	~
	CMA	-	-	-	~	~	-	-	~
	Logistics	-	~	~	20	40	20	-	90
	Logistics Family Services	-	-	-	-	-	-	-	-
<b>Other</b>		-	-	-	-	-	-	-	-

\* Trained Strength is less the Transfer Trainee Strength, hence the slight decrease in figures.  
For the Transfer Trainee Strength see 2e and 2f

## 4a (FAA) Trained\* Regular Officer Fleet Air Arm Strengths by Branch and Specialisation and Paid Rank

Branch	Specialisation	OF-7							Total
		and above	OF-6	OF-5	OF-4	OF-3	OF-2	OF-1	
<b>Total</b>		<b>10</b>	<b>10</b>	<b>50</b>	<b>180</b>	<b>470</b>	<b>640</b>	<b>10</b>	<b>1,370</b>
<b>Warfare</b>		<b>10</b>	<b>10</b>	<b>40</b>	<b>130</b>	<b>340</b>	<b>480</b>	<b>10</b>	<b>1,010</b>
	Air Traffic Control	-	-	~	~	20	50	~	80
	Aviation	-	-	-	~	20	40	-	60
	Observer	~	~	20	70	120	130	~	360
	Pilot	~	~	20	60	180	260	~	520
	Unspecified	-	-	-	-	-	-	-	-
<b>Engineer</b>		-	~	<b>10</b>	<b>40</b>	<b>100</b>	<b>150</b>	-	<b>310</b>
	Air Engineer	-	~	10	40	100	150	-	310
<b>Other</b>		-	-	-	-	-	-	-	-
<b>Royal Marines</b>		-	~	~	<b>10</b>	<b>20</b>	<b>10</b>	-	<b>40</b>
General Service	Pilot	-	~	~	10	20	10	-	40

\* Trained Strength is less the Transfer Trainee Strength, hence the slight decrease in figures.  
For the Transfer Trainee Strength see 2e and 2f

Mar-11 Edition.

Provisional Data

**Trained\* Regular Rating General Service Strengths  
4b (GS) by Branch and Specialisation and Paid Rank**

Branch	Specialisation	OR-9	OR-8	OR-7	OR-6	OR-4	OR-3	OR-2	Total
<b>Total</b>		<b>520</b>	<b>560</b>	<b>2,450</b>	<b>2,980</b>	<b>4,590</b>	<b>560</b>	<b>9,170</b>	<b>20,830</b>
<b>Warfare</b>		<b>180</b>	<b>20</b>	<b>680</b>	<b>910</b>	<b>1,320</b>	<b>-</b>	<b>2,470</b>	<b>5,570</b>
	WS	-	-	-	-	20	-	1,000	1,020
	WS(AWT)	30	-	100	120	180	-	-	420
	WS(AWW)	30	-	90	110	130	-	-	350
	WS(UW)	10	-	40	60	60	-	~	180
	WS(EW)	10	-	40	60	110	-	~	220
	CIS	30	-	100	150	230	-	530	1,040
	HM	-	-	-	-	-	-	-	-
	HM(H)	~	-	10	20	30	-	50	110
	HM(M)	~	-	10	20	30	-	40	100
	MW	10	-	30	50	60	-	170	320
	Diver	10	-	20	50	80	-	150	310
	Sea	10	-	40	60	140	-	510	760
	Weapons Analyst	-	-	~	~	-	-	-	~
	PT	10	-	30	80	110	-	-	220
	RNP	10	-	50	80	120	-	-	260
	Telephonist	-	-	-	-	-	-	-	-
	CT	10	20	120	60	20	-	20	260
	Unspecified	-	-	-	-	-	-	-	-
<b>Engineer</b>		<b>160</b>	<b>300</b>	<b>1,020</b>	<b>940</b>	<b>920</b>	<b>-</b>	<b>1,830</b>	<b>5,160</b>
	MEM	30	-	110	170	~	-	-	310
	WEM	10	-	50	50	-	-	-	110
	ET(ME)	80	160	400	370	610	-	1,200	2,820
	ET(WE)	50	130	460	350	300	-	630	1,920
	ETS	-	-	~	~	-	-	-	~
	Unspecified	-	-	-	-	-	-	-	-
<b>Logistics</b>		<b>80</b>	<b>-</b>	<b>240</b>	<b>400</b>	<b>790</b>	<b>-</b>	<b>1,280</b>	<b>2,780</b>
	Caterer	30	-	90	140	~	-	-	260
	Steward	-	-	-	~	150	-	310	460
	Chef	-	-	~	10	230	-	360	600
	Writer	20	-	80	130	220	-	330	790
	Supply Chain	20	-	50	110	190	-	280	640
	Family Services	-	-	10	20	-	-	-	30
<b>Med</b>		<b>20</b>	<b>~</b>	<b>110</b>	<b>160</b>	<b>280</b>	<b>10</b>	<b>290</b>	<b>880</b>
	Dental Hyg	~	-	~	~	10	-	-	20
	Dental SA	~	-	10	10	30	-	50	100
	Med Asst	20	-	60	100	120	-	210	510
	NN	~	-	20	40	100	-	10	180
	RM Med Asst	-	-	~	~	10	10	30	50
	Med Techn	-	~	10	~	~	-	-	20
<b>Other</b>		<b>-</b>	<b>-</b>	<b>-</b>	<b>-</b>	<b>-</b>	<b>-</b>	<b>-</b>	<b>-</b>
<b>Royal Marines</b>		<b>80</b>	<b>240</b>	<b>410</b>	<b>570</b>	<b>1,290</b>	<b>550</b>	<b>3,300</b>	<b>6,440</b>
<b>RM</b>	RM Band	10	10	30	50	60	~	170	330
	RM GS	80	230	380	520	1,230	540	3,130	6,110

\* Trained Strength is less the Transfer Trainee Strength, hence the slight decrease in figures.  
For the Transfer Trainee Strength see 2e and 2f

### Trained\* Regular Rating Submarine Strengths by Branch and Specialisation and Paid Rank

Branch	Specialisation	OR-9	OR-8	OR-7	OR-6	OR-4	OR-3	OR-2	Total
<b>Total</b>		<b>120</b>	<b>180</b>	<b>670</b>	<b>620</b>	<b>670</b>	<b>-</b>	<b>1,300</b>	<b>3,560</b>
<b>Warfare</b>		<b>40</b>	<b>-</b>	<b>100</b>	<b>120</b>	<b>190</b>	<b>-</b>	<b>410</b>	<b>870</b>
	OP COX(S)	20	-	20	-	-	-	-	40
	WS(SSM)	10	-	40	60	80	-	150	340
	WS(TSM)	10	-	30	30	50	-	140	260
	CISSM	10	-	20	40	50	-	110	230
	Unspecified	-	-	-	-	-	-	-	-
<b>Engineer</b>		<b>70</b>	<b>180</b>	<b>530</b>	<b>410</b>	<b>330</b>	<b>-</b>	<b>650</b>	<b>2,170</b>
	MEM	-	-	20	-	-	-	-	20
	WEM	-	-	-	-	-	-	-	-
	ET(ME)	40	120	290	220	170	-	390	1,230
	ET(WE)	30	60	210	190	160	-	260	920
	Unspecified	-	-	-	-	-	-	-	-
<b>LOGS</b>		<b>~</b>	<b>-</b>	<b>20</b>	<b>60</b>	<b>100</b>	<b>-</b>	<b>220</b>	<b>410</b>
	Caterer	-	-	10	30	-	-	-	30
	Steward	-	-	-	-	20	-	50	70
	Chef	-	-	~	-	40	-	70	110
	Writer	-	-	~	10	20	-	50	80
	Supply Chain	~	-	10	20	30	-	50	120
	Family Services	-	-	-	-	-	-	-	-
<b>MED</b>		<b>~</b>	<b>-</b>	<b>10</b>	<b>20</b>	<b>50</b>	<b>-</b>	<b>20</b>	<b>110</b>
	Med Asst	~	-	10	20	50	-	20	110
<b>Other</b>		<b>-</b>	<b>-</b>	<b>-</b>	<b>-</b>	<b>-</b>	<b>-</b>	<b>-</b>	<b>-</b>

\* Trained Strength is less the Transfer Trainee Strength, hence the slight decrease in figures.  
For the Transfer Trainee Strength see 2e and 2f

### Trained\* Regular Rating Fleet Air Arm Strengths by Branch and Specialisation and Paid Rank

Branch	Specialisation	OR-9	OR-8	OR-7	OR-6	OR-4	OR-3	OR-2	Total
<b>Total</b>		<b>100</b>	<b>60</b>	<b>680</b>	<b>900</b>	<b>890</b>	<b>-</b>	<b>1,760</b>	<b>4,380</b>
<b>Warfare</b>		<b>40</b>	<b>-</b>	<b>90</b>	<b>160</b>	<b>250</b>	<b>-</b>	<b>290</b>	<b>830</b>
	Aircrewmen	10	-	20	30	20	-	-	90
	NA(AC)	10	-	20	30	30	-	20	120
	NA(AH)	10	-	30	50	120	-	270	480
	NA(PHOT)	~	-	10	30	50	-	-	90
	RM Aircrewmen	~	-	10	20	20	-	-	40
	Unspecified	-	-	-	-	-	-	-	-
<b>Engineer</b>		<b>60</b>	<b>60</b>	<b>580</b>	<b>740</b>	<b>640</b>	<b>-</b>	<b>1,460</b>	<b>3,550</b>
	AEA	-	-	240	-	-	-	-	240
	AEM	20	-	120	230	-	-	-	380
	AET	40	60	190	490	590	-	1,380	2,740
	NA(SE)	~	-	20	20	60	-	90	190
<b>Other</b>		<b>-</b>	<b>-</b>	<b>-</b>	<b>-</b>	<b>-</b>	<b>-</b>	<b>-</b>	<b>-</b>

\* Trained Strength is less the Transfer Trainee Strength, hence the slight decrease in figures.  
For the Transfer Trainee Strength see 2e and 2f

## Untrained Regular Officer Strengths by Branch and Paid Rank

5a

	OF4+	OF3	OF2	OF1	OFD	Total Untrained
--	------	-----	-----	-----	-----	-----------------

<b>Total</b>	-	-	220	570	120	900
--------------	---	---	-----	-----	-----	-----

Warfare	-	-	130	300	100	530
Engineer	-	-	60	140	~	200
Logistics	-	-	10	20	~	30
Medical	-	-	20	40	-	60
Medical Services	-	-	-	~	-	~
Dental	-	-	-	~	-	~
QARNNS	-	-	~	-	-	~
Chaplain	-	-	-	-	-	-
No Spec	-	-	-	-	-	-
RM General Service	-	-	-	60	10	70
RM Band	-	-	-	-	-	-
Careers/Other	-	-	-	-	-	-

Mar-11 Edition.

Note: Midshipmen are counted as OF-D

**Provisional Data**

5b

## Untrained Regular Rating Strengths by Branch and Paid Rank

	OR6+	OR4	OR3	OR2	Total Untrained
<b>Total</b>	-	~	-	1,670	1,670
<b>XR</b>	-	~	-	210	210
WS	-	-	-	50	50
WS(AWT)	-	-	-	-	-
WS(AWW)	-	-	-	-	-
WS(EW)	-	~	-	-	~
WS(UW)	-	-	-	-	-
CIS	-	-	-	30	30
HM	-	-	-	-	-
HM(H)	-	-	-	-	-
HM(M)	-	-	-	-	-
MW	-	-	-	10	10
Diver	-	-	-	20	20
SEA	-	-	-	70	70
WPN A	-	-	-	-	-
PT	-	-	-	-	-
RNP	-	-	-	-	-
Telephonist	-	-	-	-	-
CT	-	-	-	30	30
Unspecified	-	-	-	-	-
<b>XSM</b>	-	-	-	40	40
Coxswain (SM)	-	-	-	-	-
WS(SSM)	-	-	-	20	20
WS(TSM)	-	-	-	-	-
CISSM	-	-	-	20	20
Unspecified	-	-	-	-	-
<b>XAV</b>	-	-	-	20	20
Aircrewman	-	-	-	-	-
NA(AC)	-	-	-	~	~
NA(AH)	-	-	-	20	20
NA(Phot)	-	-	-	-	-
RM Aircrewmar	-	-	-	-	-
Unspecified	-	-	-	-	-
<b>EGS</b>	-	-	-	80	80
MEM	-	-	-	-	-
WEM	-	-	-	-	-
ET(ME)	-	-	-	50	50
ET(WE)	-	-	-	40	40
ETS	-	-	-	-	-
Unspecified	-	-	-	-	-
<b>ESM</b>	-	-	-	130	130
MEM	-	-	-	-	-
WEM	-	-	-	-	-
ET(MESM)	-	-	-	60	60
ET(WESM)	-	-	-	70	70
WSM	-	-	-	-	-
Unspecified	-	-	-	-	-
<b>EAE</b>	-	-	-	220	220
AEA	-	-	-	-	-
AEM	-	-	-	-	-
AET	-	-	-	210	210
NA(SE)	-	-	-	~	~
Unspecified	-	-	-	-	-
<b>LOGS</b>	-	-	-	90	90
Caterer	-	-	-	-	-
Chef	-	-	-	40	40
Steward	-	-	-	20	20
Supply Chain	-	-	-	10	10
Writer	-	-	-	20	20
Family Service	-	-	-	-	-
Unspecified	-	-	-	-	-
<b>MED</b>	-	-	-	50	50
Dental Hyg	-	-	-	-	-
Dental SA	-	-	-	-	-
Med Asst	-	-	-	50	50
NN	-	-	-	10	10
Med Techn	-	-	-	-	-
RM Med Asst	-	-	-	-	-
Unspecified	-	-	-	-	-
<b>RM GS</b>	-	-	-	760	760
<b>RM Band</b>	-	-	-	70	70
Band	-	-	-	60	60
Bugler	-	-	-	10	10
Unspecified	-	-	-	-	-
<b>Unknown</b>	-	-	-	-	-

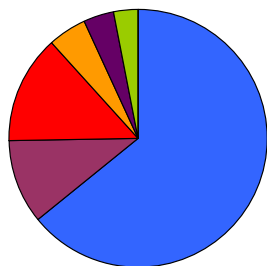
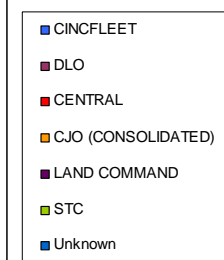
## Officers

TLB	OF9	OF8	OF7	OF6	OF5	OF4	OF3	OF2	OF1	Total	% of Total
											Trained Strength
<b>Total</b>	~	10	30	80	300	1,130	2,230	2,620	140	6,530	100.0%
CINCFleet	~	~	10	40	120	540	1,420	1,920	130	4,180	64.0%
DES/DLO	-	~	~	10	60	150	250	210	~	690	10.6%
Central **	-	~	10	20	100	330	270	160	~	900	13.7%
CJO (CON)	-	-	~	10	20	60	140	90	~	310	4.8%
Land Command	-	-	~	~	~	20	80	140	~	250	3.8%
Air Command	-	-	-	~	~	30	60	100	-	200	3.1%
Unknown	-	-	-	-	-	~	-	-	~	0	0.0%

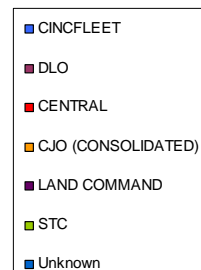
## Ratings

TLB	OR9	OR8	OR7	OR6	OR4	OR3	OR2	Total	% of Total Trained
									Strength
<b>Total</b>	740	790	3,790	4,500	6,150	560	12,230	28,760	100.0%
CINCFleet	510	570	2,630	3,560	5,100	460	11,120	23,960	83.3%
DES/DLO	130	120	450	250	210	~	160	1,330	4.6%
Central **	40	60	280	260	380	70	390	1,470	5.1%
CJO (CON)	20	10	100	60	150	10	100	450	1.6%
Land Command	10	10	140	210	210	10	280	880	3.1%
Air Command	20	20	180	170	100	-	180	670	2.3%
Unknown	-	-	~	-	-	-	-	~	0.0%

Trained Regular Officer Strength \*



Trained Regular Rating Strength \*



\* Trained Regular Strength excludes Transfer Trainees. For Transfer Trainee Figures see table 2e and 2f

\*\* Defence Estates is included in Central TLB



## 7a Trained Regular Length of Service by Rank

### Royal Navy Officers

Rank		Average LOS	Current	Average LOS on Exit			
		on Promotion	Average LOS	Overall	VO	TX	OW
OF7+	Admiral	31.2	33.8	32.6	N/A	32.1	35.3
OF6	Commodore	28.3	31.2	33.8	33.5	34.1	N/A
OF5	Captain	25.6	29.1	33.1	31.7	36.9	N/A
OF4	Commander	19.9	23.0	26.5	24.7	28.6	21.1
OF3	Lt Commander	10.1	16.4	19.5	18.9	20.2	17.1
OF2	Lieutenant	6.1	9.2	9.2	8.6	11.6	7.9
OF1	Sub-Lieutenant	2.1	3.3	N/A	N/A	N/A	N/A
OFD	Midshipman	N/A	N/A	N/A	N/A	N/A	N/A
<b>Overall</b>		14.5	15.4	19.4	17.4	22.5	13.8

### Royal Marine Officers

Rank		Average LOS	Current	Average LOS on Exit			
		on Promotion	Average LOS	Overall	VO	TX	OW
OF7+	Major General and Above	N/A	31.9	37.7	N/A	37.7	N/A
OF6	Brigadier	29.3	30.4	32.5	N/A	32.5	N/A
OF5	Colonel	22.9	25.9	28.2	24.7	35.3	N/A
OF4	Lt Colonel	17.3	21.3	25.7	21.8	28.3	N/A
OF3	Major	8.3	13.1	17.4	12.0	19.8	12.5
OF2	Captain	4.2	9.4	8.7	8.2	12.9	3.7
OF1	Lieutenant	2.6	3.0	N/A	N/A	N/A	N/A
<b>Overall</b>		7.7	13.2	17.1	13.2	22.5	7.2

### Royal Navy Ratings

Rank		Average LOS	Current	Average LOS on Exit				
		on Promotion	Average LOS	Overall	VO	TX	OW	PTO
OR-9	Warrant Officer 1st Class	25.6	28.6	32.0	29.6	33.2	34.0	27.9
OR-8	Warrant Officer 2nd Class	21.2	24.6	25.2	23.9	27.2	28.1	19.5
OR-7	Chief Petty Officer	16.6	20.5	22.5	21.3	25.2	21.5	16.5
OR-6	Petty Officer	11.4	15.5	19.0	18.3	22.4	16.3	11.5
OR-4	Leading Hand	6.7	10.4	13.9	11.5	21.6	12.4	7.9
OR-2	Able Rating	N/A	4.0	5.4	5.7	10.4	4.3	3.4
<b>Overall</b>		11.6	11.2	13.7	11.5	23.7	7.6	14.5

### Royal Marine Ratings

Rank		Average LOS	Current	Average LOS on Exit				
		on Promotion	Average LOS	Overall	VO	TX	OW	PTO
OR-9	Warrant Officer 1st Class	24.1	26.7	27.1	24.8	28.8	27.1	N/A
OR-8	Warrant Officer 2nd Class	21.6	23.6	23.3	23.3	24.2	20.0	20.7
OR-7	Colour Sergeant	18.0	20.7	23.9	27.4	24.8	18.8	18.1
OR-6	Sergeant	12.5	15.3	20.5	20.5	22.5	17.8	17.9
OR-4	Corporal	8.0	10.6	13.6	11.4	22.3	13.8	N/A
OR-3	Lance Corporal	10.7	6.6	11.5	15.0	N/A	8.0	N/A
OR-2	Marine	N/A	4.4	7.4	6.3	18.3	6.3	6.4
<b>Overall</b>		12.9	8.8	12.6	9.0	22.8	9.7	16.6

#### Notes

- 1 Flows data are for the last 12 months
- 2 LOS is taken from entry into the Naval Service
- 3 RN Rating and RM Other Rank exits include Promotion to Officer
- 4 Paid rank has been used for the current average LoS, but all other calculations feature substantive rank

#### Key

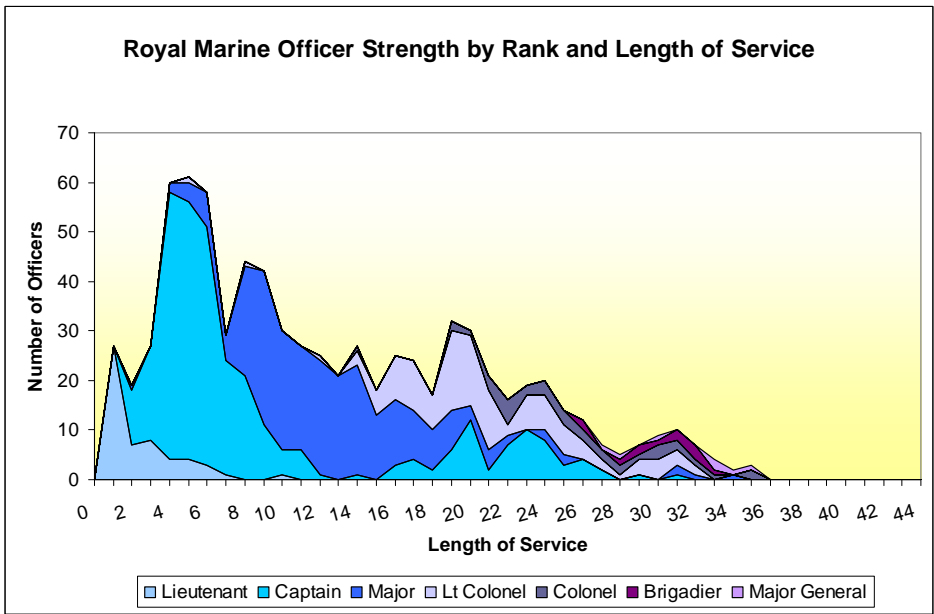
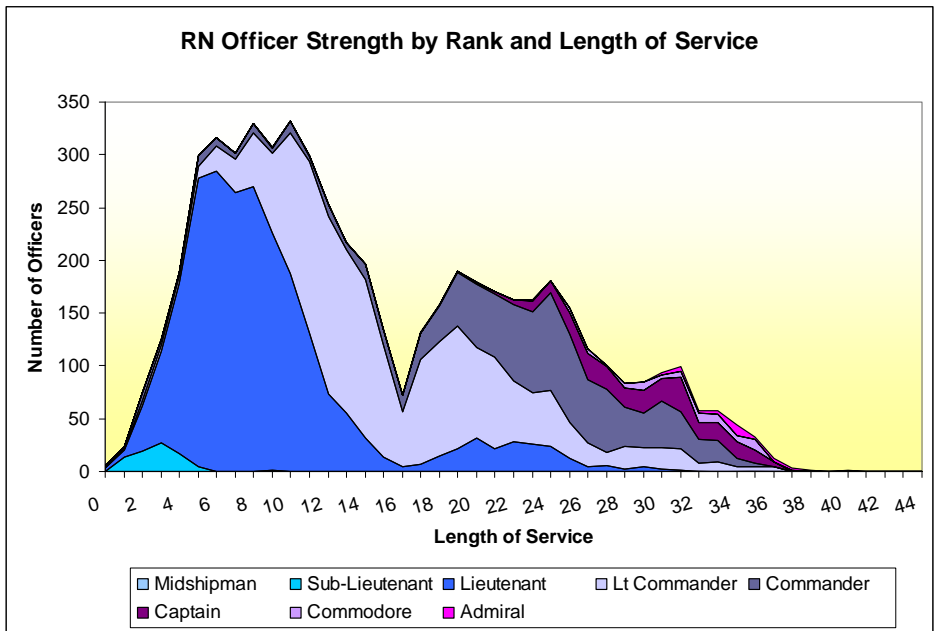
- VO Voluntary Outflow  
 TX Time Expiry  
 OW Other Wastage  
 PTO Promotion to Officer

Mar-11 Edition.

Provisional Data

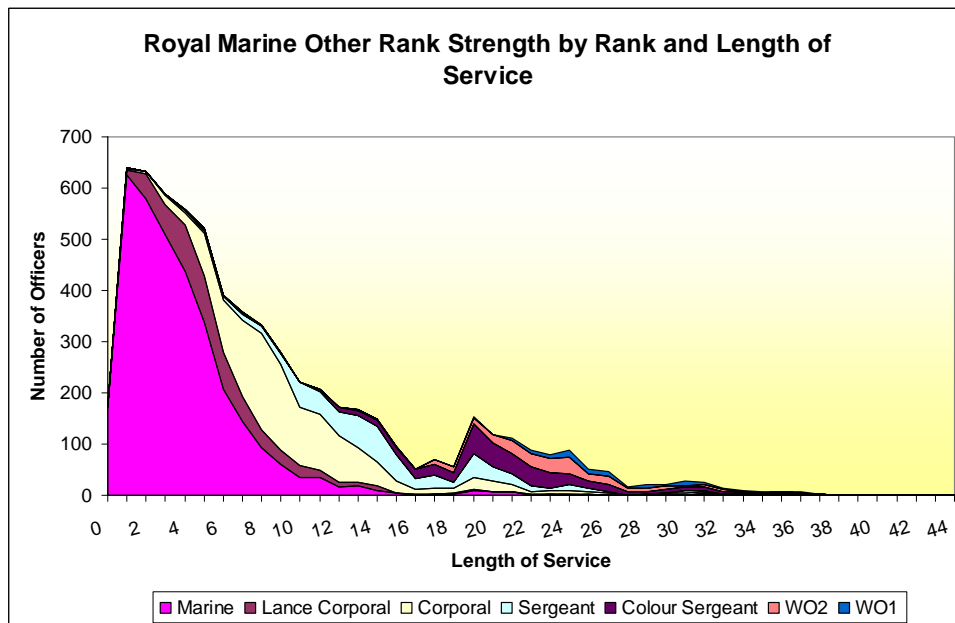
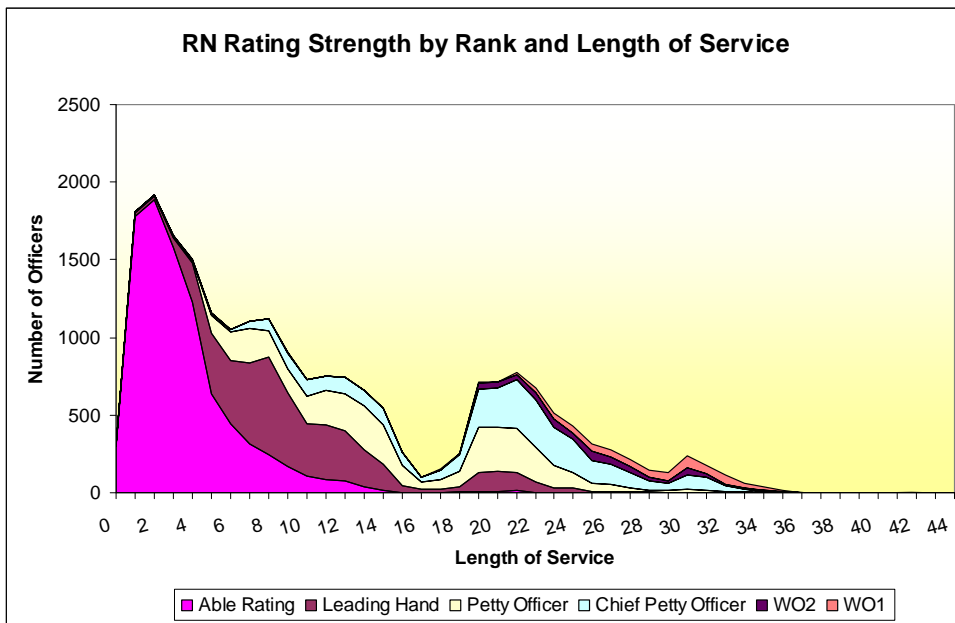
7b

Trained Regular Officer Length of Service by Paid Rank



Mar-11 Edition.

Provisional Data



Mar-11 Edition.

Provisional Data

## Trained Regular Officer and Rating Due Voluntary Outflow over the next 12 Months

	Mar-11	Apr-11	May-11	Jun-11	Jul-11	Aug-11	Sep-11	Oct-11	Nov-11	Dec-11	Jan-12	Feb-12	12 Month Total
<b>Officers</b>	20	20	10	10	10	10	10	10	-	10	10	10	130
Warfare	10	10	-	10	-	10	-	-	-	-	-	10	50
Engineer	10	-	-	-	-	-	-	-	-	-	-	-	30
Logistics	-	-	-	-	-	-	-	-	-	-	-	-	10
Medical	-	-	-	-	-	-	-	-	-	-	-	-	10
Dental	-	-	-	-	-	-	-	-	-	-	-	-	-
Medical Services	-	-	-	-	-	-	-	-	-	-	-	-	-
QARRNS	-	-	-	-	-	-	-	-	-	-	-	-	-
Chaplain	-	-	-	-	-	-	-	-	-	-	-	-	-
RM GS	-	-	-	-	-	-	-	-	-	-	-	-	20
RM BS	-	-	-	-	-	-	-	-	-	-	-	-	-
Careers	-	-	-	-	-	-	-	-	-	-	-	-	-
No Spec	-	-	-	-	-	-	-	-	-	-	-	-	-
<b>Ratings</b>	90	120	110	100	100	70	90	70	80	40	170	140	1,170
XR	20	20	20	20	20	20	20	10	20	10	40	50	260
XSM	-	-	10	-	-	-	-	-	-	-	-	-	30
XAV	-	-	-	-	-	-	-	-	-	-	-	-	30
Eng GS	10	30	20	10	20	20	20	10	20	10	40	20	220
Eng SM	-	10	-	-	10	-	-	-	10	-	-	10	50
Air Eng	10	10	10	10	-	10	10	-	-	-	10	-	80
Logistics	10	10	10	20	10	-	10	-	10	-	10	10	110
Medical	-	-	-	-	-	-	-	-	-	-	-	-	30
RM GS	20	20	30	30	30	10	30	30	30	-	60	40	350
RM BS	-	-	-	-	-	-	-	-	-	-	-	-	-
Careers	-	-	-	-	-	-	-	-	-	-	-	-	-
No Spec	-	-	-	-	-	-	-	-	-	-	-	-	-

Mar-11 Edition.

Provisional Data

8b

Trained Regular Officer and Rating Due Time Expiry Over next 12 Months

	Mar-11	Apr-11	May-11	Jun-11	Jul-11	Aug-11	Sep-11	Oct-11	Nov-11	Dec-11	Jan-12	Feb-12	12 Month Total
<b>Officers</b>	20	20	20	20	10	20	30	30	10	20	20	20	220
Warfare	10	10	10	~	10	10	10	10	~	10	10	10	90
Engineer	10	~	~	10	~	10	10	10	~	~	10	~	70
Logistics	~	~	~	~	~	~	~	~	~	~	~	~	20
Medical	~	~	~	~	~	~	~	~	~	~	~	~	10
Dental	~	~	~	~	~	~	~	~	~	~	~	~	~
Medical Services	~	~	~	~	~	~	~	~	~	~	~	~	~
QARRNS	~	~	~	~	~	~	~	~	~	~	~	~	~
Chaplain	~	~	~	~	~	~	~	~	~	~	~	~	10
RM GS	~	~	~	~	~	~	~	~	~	~	~	~	20
RM BS	~	~	~	~	~	~	~	~	~	~	~	~	~
Careers	~	~	~	~	~	~	~	~	~	~	~	~	~
No Spec	~	~	~	~	~	~	~	~	~	~	~	~	~
<b>Ratings</b>	70	60	80	60	50	30	60	50	50	40	70	70	700
XR	20	20	20	10	10	~	10	10	20	10	20	20	150
XSM	~	~	~	~	~	~	~	10	~	10	~	~	30
XAV	~	~	~	~	~	~	~	~	~	~	~	~	10
Eng GS	10	10	20	10	20	10	20	10	10	~	10	10	140
Eng SM	10	~	10	~	10	~	10	~	~	~	10	10	60
Air Eng	10	~	10	~	~	~	10	~	10	~	~	~	70
Logistics	10	~	10	10	10	~	~	10	~	~	10	10	80
Medical	~	~	~	10	~	~	~	~	~	~	~	~	20
RM GS	20	10	10	20	10	~	10	10	10	10	20	20	140
RM BS	~	~	~	~	~	~	~	~	~	~	~	~	10
Careers	~	~	~	~	~	~	~	~	~	~	~	~	~
No Spec	~	~	~	~	~	~	~	~	~	~	~	~	~

Mar-11 Edition.

Provisional Data

## Trained Regular Officer and Rating Due Other/Unknown Exits Over next 12 Months

	Mar-11	Apr-11	May-11	Jun-11	Jul-11	Aug-11	Sep-11	Oct-11	Nov-11	Dec-11	Jan-12	Feb-12	12 Month Total
<b>Officers</b>	-	-	-	-	-	-	-	-	-	-	-	-	10
Warfare	-	-	-	-	-	-	-	-	-	-	-	-	10
Engineer	-	-	-	-	-	-	-	-	-	-	-	-	-
Logistics	-	-	-	-	-	-	-	-	-	-	-	-	-
Medical	-	-	-	-	-	-	-	-	-	-	-	-	-
Dental	-	-	-	-	-	-	-	-	-	-	-	-	-
Medical Services	-	-	-	-	-	-	-	-	-	-	-	-	-
QARRNS	-	-	-	-	-	-	-	-	-	-	-	-	-
Chaplain	-	-	-	-	-	-	-	-	-	-	-	-	-
RM GS	-	-	-	-	-	-	-	-	-	-	-	-	-
RM BS	-	-	-	-	-	-	-	-	-	-	-	-	-
Careers	-	-	-	-	-	-	-	-	-	-	-	-	-
No Spec	-	-	-	-	-	-	-	-	-	-	-	-	-
<b>Ratings</b>	80	40	20	10	-	-	-	-	-	-	-	-	150
XR	20	10	-	-	-	-	-	-	-	-	-	-	30
XSM	-	-	-	-	-	-	-	-	-	-	-	-	-
XAV	-	-	-	-	-	-	-	-	-	-	-	-	-
Eng GS	20	10	-	-	-	-	-	-	-	-	-	-	40
Eng SM	-	-	-	-	-	-	-	-	-	-	-	-	10
Air Eng	10	10	-	-	-	-	-	-	-	-	-	-	20
Logistics	10	-	-	-	-	-	-	-	-	-	-	-	20
Medical	10	-	-	-	-	-	-	-	-	-	-	-	10
RM GS	10	10	10	-	-	-	-	-	-	-	-	-	20
RM BS	-	-	-	-	-	-	-	-	-	-	-	-	-
Careers	-	-	-	-	-	-	-	-	-	-	-	-	-
No Spec	-	-	-	-	-	-	-	-	-	-	-	-	-

Mar-11 Edition.

Provisional Data

	2006/2007		2007/2008		2008/2009		2009/2010		12 Mths to 1st Mar 11		Actual Feb 11
	Nos.	%	Nos.	%	Nos.	%	Nos.	%	Nos.	%	
<b>Total Officers</b>	<b>400</b>	<b>6.0%</b>	<b>470</b>	<b>7.1%</b>	<b>420</b>	<b>6.5%</b>	<b>360</b>	<b>5.6%</b>	<b>370</b>	<b>5.7%</b>	<b>20</b>
<b>Royal Navy Officers</b>											
<b>Total</b>	<b>370</b>	<b>6.2%</b>	<b>410</b>	<b>7.1%</b>	<b>380</b>	<b>6.6%</b>	<b>320</b>	<b>5.7%</b>	<b>320</b>	<b>5.6%</b>	<b>20</b>
Voluntary Outflow	170	2.9%	240	4.0%	230	4.0%	200	3.4%	160	2.7%	4.0
Other Wastage	60	1.1%	60	1.0%	20	0.4%	20	0.3%	30	0.5%	-
Time Expiry	140	2.3%	120	2.0%	130	2.2%	110	1.9%	140	2.4%	10
<b>Royal Marine Officers</b>											
<b>Total</b>	<b>30</b>	<b>4.3%</b>	<b>50</b>	<b>7.8%</b>	<b>40</b>	<b>5.8%</b>	<b>40</b>	<b>5.5%</b>	<b>50</b>	<b>6.0%</b>	-
Voluntary Outflow	20	2.4%	30	4.1%	30	4.1%	30	3.9%	20	2.4%	-
Other Wastage	-	0.4%	10	1.0%	-	0.7%	-	0.5%	-	0.6%	-
Time Expiry	10	1.5%	20	2.6%	10	0.9%	10	1.1%	20	2.9%	-
<b>Warfare</b>											
<b>Total</b>	<b>180</b>	<b>6.3%</b>	<b>180</b>	<b>6.6%</b>	<b>180</b>	<b>6.4%</b>	<b>140</b>	<b>5.2%</b>	<b>140</b>	<b>5.1%</b>	<b>10</b>
Voluntary Outflow	80	3.0%	100	3.7%	110	4.1%	80	3.1%	70	2.5%	-
Other Wastage	30	1.2%	30	1.1%	10	0.3%	10	0.3%	10	0.3%	-
Time Expiry	60	2.2%	50	1.8%	60	2.0%	50	1.8%	60	2.3%	10
<b>Engineer</b>											
<b>Total</b>	<b>110</b>	<b>5.5%</b>	<b>140</b>	<b>7.1%</b>	<b>140</b>	<b>7.2%</b>	<b>130</b>	<b>6.8%</b>	<b>120</b>	<b>6.3%</b>	<b>10</b>
Voluntary Outflow	50	2.7%	90	4.5%	80	4.0%	70	4.0%	60	3.4%	-
Other Wastage	10	0.7%	10	0.6%	-	0.3%	-	0.3%	-	0.3%	-
Time Expiry	40	2.2%	40	2.1%	60	2.9%	50	2.6%	50	2.7%	-
<b>Logistics</b>											
<b>Total</b>	<b>40</b>	<b>6.5%</b>	<b>40</b>	<b>8.1%</b>	<b>30</b>	<b>4.9%</b>	<b>30</b>	<b>4.8%</b>	<b>30</b>	<b>5.1%</b>	-
Voluntary Outflow	20	3.2%	30	4.8%	20	3.8%	20	3.6%	20	3.0%	-
Other Wastage	10	1.8%	-	0.9%	-	0.2%	-	0.5%	-	0.5%	-
Time Expiry	10	1.6%	10	2.3%	-	0.9%	-	0.7%	10	1.6%	-
<b>Medical</b>											
<b>Total</b>	<b>10</b>	<b>5.0%</b>	<b>20</b>	<b>6.3%</b>	<b>10</b>	<b>4.1%</b>	<b>10</b>	<b>3.9%</b>	<b>20</b>	<b>6.9%</b>	-
Voluntary Outflow	-	1.9%	10	2.7%	10	2.6%	10	2.1%	10	2.1%	-
Other Wastage	-	0.8%	-	1.6%	-	0.4%	-	0.0%	-	1.4%	-
Time Expiry	10	2.3%	-	2.0%	-	1.1%	-	1.8%	10	3.5%	-
<b>Dental Services</b>											
<b>Total</b>	-	<b>7.2%</b>	-	<b>8.9%</b>	-	<b>3.5%</b>	-	<b>3.4%</b>	-	<b>6.7%</b>	-
Voluntary Outflow	-	1.8%	-	0.0%	-	0.0%	-	3.4%	-	3.3%	-
Other Wastage	-	1.8%	-	0.0%	-	0.0%	-	0.0%	-	0.0%	-
Time Expiry	-	3.6%	-	8.9%	-	3.5%	-	0.0%	-	3.3%	-
<b>Medical Services</b>											
<b>Total</b>	-	<b>7.3%</b>	<b>10</b>	<b>13.9%</b>	-	<b>8.3%</b>	-	<b>3.4%</b>	<b>10</b>	<b>10.2%</b>	-
Voluntary Outflow	-	0.0%	-	4.6%	-	6.7%	-	3.4%	-	1.7%	-
Other Wastage	-	1.5%	-	6.2%	-	1.7%	-	0.0%	-	1.7%	-
Time Expiry	-	5.9%	-	3.1%	-	0.0%	-	0.0%	-	6.8%	-
<b>QARNNS</b>											
<b>Total</b>	-	<b>0.0%</b>	<b>10</b>	<b>8.4%</b>	<b>10</b>	<b>14.5%</b>	<b>10</b>	<b>8.5%</b>	-	<b>3.8%</b>	-
Voluntary Outflow	-	0.0%	10	7.3%	10	6.7%	-	3.6%	-	0.0%	-
Other Wastage	-	0.0%	-	0.0%	-	3.4%	-	2.4%	-	3.8%	-
Time Expiry	-	0.0%	-	1.0%	-	4.5%	-	2.4%	-	0.0%	-
<b>Chaplain</b>											
<b>Total</b>	<b>10</b>	<b>8.8%</b>	<b>10</b>	<b>11.1%</b>	-	<b>7.7%</b>	-	<b>7.8%</b>	-	<b>4.6%</b>	-
Voluntary Outflow	-	1.5%	-	1.6%	-	3.1%	-	4.7%	-	0.0%	-
Other Wastage	-	1.5%	-	4.8%	-	3.1%	-	0.0%	-	1.5%	-
Time Expiry	-	5.9%	-	4.8%	-	1.5%	-	3.1%	-	3.1%	-
<b>Other / No Spec *</b>											
<b>Total</b>	<b>20</b>	<b>N/A</b>	-	<b>N/A</b>	-	<b>N/A</b>	-	<b>N/A</b>	-	<b>N/A</b>	-
Voluntary Outflow	10	N/A	-	N/A	-	N/A	-	N/A	-	N/A	-
Other Wastage	-	N/A	-	N/A	-	N/A	-	N/A	-	N/A	-
Time Expiry	-	N/A	-	N/A	-	N/A	-	N/A	-	N/A	-
<b>RM GS</b>											
<b>Total</b>	<b>30</b>	<b>4.3%</b>	<b>50</b>	<b>7.6%</b>	<b>40</b>	<b>5.7%</b>	<b>40</b>	<b>5.3%</b>	<b>50</b>	<b>6.1%</b>	-
Voluntary Outflow	20	2.4%	30	4.2%	30	4.2%	30	3.7%	20	2.5%	-
Other Wastage	-	0.4%	-	0.7%	-	0.6%	-	0.5%	-	0.6%	-
Time Expiry	10	1.5%	20	2.7%	10	0.9%	10	1.1%	20	3.0%	-
<b>RM BS</b>											
<b>Total</b>	-	<b>0.0%</b>	<b>2</b>	<b>17.5%</b>	<b>1</b>	<b>8.7%</b>	-	<b>17.9%</b>	-	<b>0.0%</b>	-
Voluntary Outflow	-	0.0%	0	0.0%	0	0.0%	-	17.9%	-	0.0%	-
Other Wastage	-	0.0%	2	17.5%	1	8.7%	-	0.0%	-	0.0%	-
Time Expiry	-	0.0%	0	0.0%	0	0.0%	-	0.0%	-	0.0%	-
<b>Career *</b>											
<b>Total</b>	-	<b>N/A</b>	<b>0</b>	<b>N/A</b>	<b>1</b>	<b>N/A</b>	-	<b>N/A</b>	-	<b>N/A</b>	-
Voluntary Outflow	-	N/A	0	N/A	0	N/A	-	N/A	-	N/A	-
Other Wastage	-	N/A	0	N/A	0	N/A	-	N/A	-	N/A	-
Time Expiry	-	N/A	0	N/A	1	N/A	-	N/A	-	N/A	-

\* No outflow as a percentage of strength is shown for Other/No Spec or Careers

Mar-11 Edition.

Provisional Data

## Trained Regular Royal Naval Rating Outflow

	2006/2007		2007/2008		2008/2009		2009/2010		12 Mths to 1st Mar 11		Actual Feb 11
	Nos.	%	Nos.	%	Nos.	%	Nos.	%	Nos.	%	
<b>Total Ratings</b>	<b>2,900</b>	<b>10.3%</b>	<b>2,790</b>	<b>10.0%</b>	<b>3,060</b>	<b>11.0%</b>	<b>2,260</b>	<b>8.0%</b>	<b>2,340</b>	<b>8.3%</b>	<b>210</b>
<b>Royal Navy Ratings</b>											
<b>Total</b>	<b>2,340</b>	<b>10.5%</b>	<b>2,270</b>	<b>10.3%</b>	<b>2,390</b>	<b>10.9%</b>	<b>1,780</b>	<b>8.1%</b>	<b>1,880</b>	<b>8.7%</b>	<b>180</b>
Voluntary Outflow	1,120	5.0%	1,260	5.7%	1,290	5.9%	910	4.1%	860	4.0%	90
Other Wastage	650	2.9%	620	2.8%	550	2.5%	380	1.7%	460	2.1%	30
Time Expiry	510	2.3%	310	1.4%	450	2.1%	410	1.9%	470	2.2%	40
Promotion to Officer	60	0.3%	80	0.4%	100	0.5%	80	0.4%	90	0.4%	20
<b>Royal Marine Ratings</b>											
<b>Total</b>	<b>560</b>	<b>9.5%</b>	<b>520</b>	<b>8.7%</b>	<b>670</b>	<b>11.3%</b>	<b>480</b>	<b>7.8%</b>	<b>450</b>	<b>7.1%</b>	<b>30</b>
Voluntary Outflow	300	5.2%	340	5.7%	390	6.5%	260	4.2%	230	3.6%	20
Other Wastage	120	2.1%	100	1.7%	160	2.8%	110	1.8%	100	1.6%	10
Time Expiry	110	1.9%	60	0.9%	70	1.2%	80	1.4%	100	1.6%	~
Promotion to Officer	20	0.4%	20	0.4%	40	0.7%	20	0.3%	20	0.2%	-
<b>XR</b>											
<b>Total</b>	<b>790</b>	<b>12.3%</b>	<b>670</b>	<b>11.9%</b>	<b>660</b>	<b>11.8%</b>	<b>470</b>	<b>8.5%</b>	<b>510</b>	<b>9.2%</b>	<b>50</b>
Voluntary Outflow	420	6.6%	400	7.1%	340	6.1%	240	4.4%	240	4.4%	20
Other Wastage	210	3.3%	190	3.3%	180	3.2%	120	2.2%	130	2.4%	10
Time Expiry	140	2.2%	70	1.2%	120	2.1%	100	1.8%	120	2.2%	10
Promotion to Officer	10	0.2%	20	0.0%	20	0.0%	10	0.0%	10	0.2%	~
<b>XSM</b>											
<b>Total</b>	<b>80</b>	<b>10.0%</b>	<b>60</b>	<b>7.0%</b>	<b>90</b>	<b>11.2%</b>	<b>60</b>	<b>7.2%</b>	<b>70</b>	<b>8.3%</b>	<b>10</b>
Voluntary Outflow	40	4.4%	30	4.0%	60	7.4%	20	2.8%	30	3.5%	~
Other Wastage	30	4.1%	20	1.9%	20	2.3%	20	1.9%	20	1.9%	~
Time Expiry	10	1.5%	10	1.1%	10	1.4%	20	2.3%	20	2.4%	~
Promotion to Officer	~	0.1%	-	0.0%	~	0.1%	~	0.2%	~	0.5%	~
<b>XAV</b>											
<b>Total</b>	<b>70</b>	<b>8.9%</b>	<b>80</b>	<b>10.9%</b>	<b>90</b>	<b>12.0%</b>	<b>60</b>	<b>8.3%</b>	<b>60</b>	<b>7.7%</b>	<b>10</b>
Voluntary Outflow	40	5.2%	40	6.0%	60	7.6%	40	4.5%	30	4.0%	~
Other Wastage	10	1.3%	30	3.6%	20	2.1%	20	2.1%	10	1.5%	~
Time Expiry	10	1.6%	10	0.8%	20	2.0%	10	1.3%	20	1.9%	-
Promotion to Officer	10	0.8%	~	0.5%	~	0.4%	~	0.4%	~	0.2%	-
<b>EGS</b>											
<b>Total</b>	<b>470</b>	<b>10.0%</b>	<b>570</b>	<b>10.8%</b>	<b>570</b>	<b>11.0%</b>	<b>480</b>	<b>9.3%</b>	<b>460</b>	<b>8.9%</b>	<b>40</b>
Voluntary Outflow	240	5.1%	310	5.9%	320	6.1%	250	4.8%	220	4.2%	20
Other Wastage	120	2.5%	140	2.7%	120	2.3%	90	1.8%	120	2.2%	10
Time Expiry	90	2.0%	90	1.7%	110	2.1%	110	2.2%	100	1.9%	10
Promotion to Officer	20	0.4%	20	0.5%	20	0.5%	20	0.5%	30	0.5%	10
<b>ESM</b>											
<b>Total</b>	<b>100</b>	<b>5.0%</b>	<b>190</b>	<b>9.2%</b>	<b>230</b>	<b>11.0%</b>	<b>150</b>	<b>6.9%</b>	<b>160</b>	<b>7.4%</b>	<b>10</b>
Voluntary Outflow	30	1.6%	80	3.8%	120	5.7%	70	3.1%	50	2.3%	~
Other Wastage	30	1.5%	50	2.6%	40	1.8%	30	1.3%	50	2.3%	~
Time Expiry	30	1.5%	50	2.3%	60	3.1%	50	2.2%	50	2.2%	~
Promotion to Officer	10	0.4%	10	0.4%	10	0.5%	10	0.3%	10	0.6%	~
<b>EAE</b>											
<b>Total</b>	<b>220</b>	<b>7.1%</b>	<b>280</b>	<b>8.6%</b>	<b>280</b>	<b>8.5%</b>	<b>230</b>	<b>6.9%</b>	<b>250</b>	<b>7.2%</b>	<b>30</b>
Voluntary Outflow	110	3.6%	170	5.1%	170	5.0%	150	4.3%	120	3.5%	20
Other Wastage	50	1.6%	60	2.0%	50	1.5%	20	0.7%	40	1.2%	~
Time Expiry	50	1.6%	30	1.1%	40	1.4%	40	1.2%	70	2.0%	~
Promotion to Officer	10	0.4%	20	0.5%	20	0.6%	20	0.7%	20	0.5%	10

Mar-11 Edition.

Provisional Data



	2006/2007		2007/2008		2008/2009		2009/2010		12 Mths to 1st Mar 11		Actual Feb 11
	Nos.	%	Nos.	%	Nos.	%	Nos.	%	Nos.	%	
<b>LOGS</b>											
<b>Total</b>	<b>380</b>	<b>11.2%</b>	<b>330</b>	<b>10.0%</b>	<b>370</b>	<b>11.4%</b>	<b>250</b>	<b>7.8%</b>	<b>280</b>	<b>8.6%</b>	<b>20</b>
Voluntary Outflow	190	5.4%	180	5.4%	180	5.6%	110	3.6%	120	3.8%	20
Other Wastage	120	3.5%	100	3.0%	100	3.0%	60	1.9%	70	2.3%	-
Time Expiry	70	2.1%	50	1.5%	70	2.3%	60	2.0%	80	2.4%	-
Promotion to Officer	~	0.1%	~	0.1%	20	0.5%	10	0.3%	10	0.2%	-
<b>MED</b>											
<b>Total</b>	<b>100</b>	<b>9.8%</b>	<b>100</b>	<b>9.7%</b>	<b>110</b>	<b>11.1%</b>	<b>70</b>	<b>7.4%</b>	<b>100</b>	<b>9.7%</b>	<b>10</b>
Voluntary Outflow	50	5.0%	50	4.8%	60	5.5%	40	3.5%	50	4.6%	-
Other Wastage	40	3.7%	30	3.3%	30	3.4%	10	1.3%	30	2.8%	-
Time Expiry	~	0.5%	10	1.0%	20	1.5%	20	1.9%	20	1.8%	-
Promotion to Officer	10	0.6%	10	0.6%	10	0.7%	10	0.7%	10	0.6%	-
<b>Other / No Spec *</b>											
<b>Total</b>	<b>130</b>	<b>N/A</b>	<b>~</b>	<b>N/A</b>	<b>-</b>	<b>N/A</b>	<b>-</b>	<b>N/A</b>	<b>-</b>	<b>N/A</b>	<b>-</b>
Voluntary Outflow	-	N/A	-	N/A	-	N/A	-	N/A	-	N/A	-
Other Wastage	40	N/A	~	N/A	-	N/A	-	N/A	-	N/A	-
Time Expiry	90	N/A	~	N/A	-	N/A	-	N/A	-	N/A	-
Promotion to Officer	-	N/A	-	N/A	-	N/A	-	N/A	-	N/A	-
<b>RM GS</b>											
<b>Total</b>	<b>530</b>	<b>9.8%</b>	<b>490</b>	<b>8.9%</b>	<b>630</b>	<b>11.4%</b>	<b>440</b>	<b>7.8%</b>	<b>420</b>	<b>7.0%</b>	<b>30</b>
Voluntary Outflow	290	5.4%	330	5.9%	370	6.7%	250	4.4%	210	3.6%	20
Other Wastage	120	2.1%	100	1.7%	160	2.8%	100	1.7%	90	1.5%	10
Time Expiry	100	1.9%	50	0.8%	60	1.1%	80	1.3%	100	1.7%	~
Promotion to Officer	20	0.4%	20	0.4%	40	0.7%	20	0.3%	20	0.3%	-
<b>RM BS</b>											
<b>Total</b>	<b>20</b>	<b>5.8%</b>	<b>20</b>	<b>6.7%</b>	<b>30</b>	<b>10.2%</b>	<b>30</b>	<b>8.8%</b>	<b>20</b>	<b>7.0%</b>	<b>~</b>
Voluntary Outflow	10	1.8%	10	1.8%	10	3.7%	10	2.1%	10	3.3%	~
Other Wastage	10	2.4%	~	1.5%	~	1.6%	10	3.6%	10	2.4%	~
Time Expiry	~	1.5%	10	2.8%	10	4.0%	10	2.7%	~	1.2%	-
Promotion to Officer	-	0.0%	~	0.6%	~	0.9%	~	0.3%	-	0.0%	-
<b>Career *</b>											
<b>Total</b>	<b>~</b>	<b>N/A</b>	<b>-</b>	<b>N/A</b>	<b>-</b>	<b>N/A</b>	<b>-</b>	<b>N/A</b>	<b>-</b>	<b>N/A</b>	<b>-</b>
Voluntary Outflow	-	N/A	-	N/A	-	N/A	-	N/A	-	N/A	-
Other Wastage	-	N/A	-	N/A	-	N/A	-	N/A	-	N/A	-
Time Expiry	~	N/A	-	N/A	-	N/A	-	N/A	-	N/A	-
Promotion to Officer	-	N/A	-	N/A	-	N/A	-	N/A	-	N/A	-

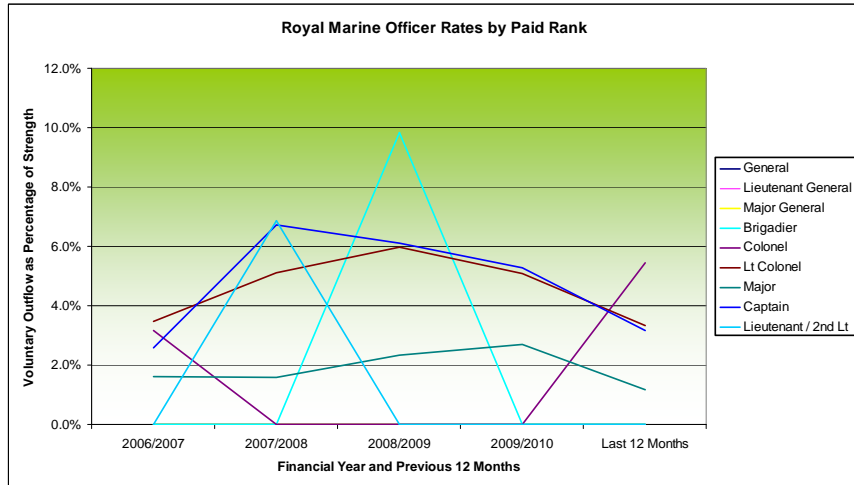
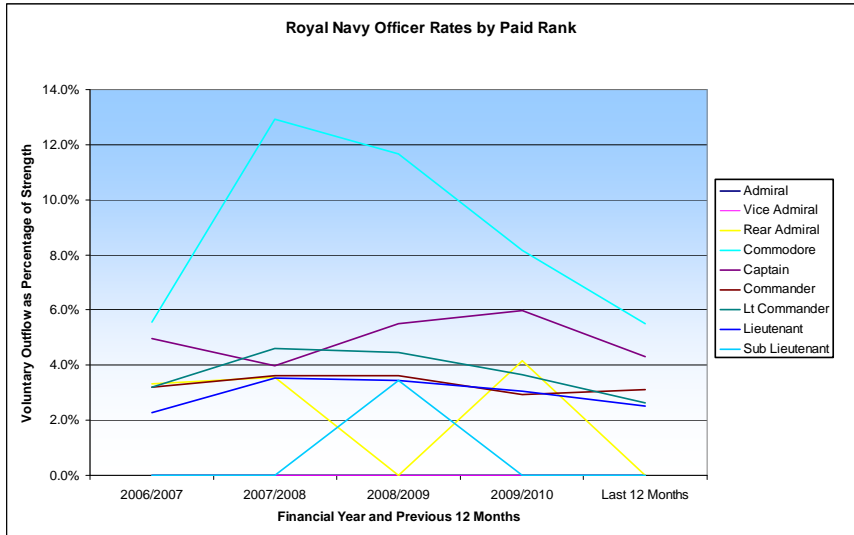
\* No outflow as a percentage of strength is shown for Other/No Spec or Careers

Mar-11 Edition.

Provisional Data

Trained Regular Officer Voluntary Outflow Exits by Paid Rank

	2006/2007		2007/2008		2008/2009		2009/2010		12 Mths to 1st Mar 11		Actual Feb 11
	Nos.	%	Nos.	%	Nos.	%	Nos.	%	Nos.	%	
<b>Total Officers</b>	<b>190</b>	<b>2.8%</b>	<b>260</b>	<b>4.0%</b>	<b>260</b>	<b>4.0%</b>	<b>220</b>	<b>3.5%</b>	<b>180</b>	<b>2.7%</b>	<b>10</b>
<b>Royal Navy Officers</b>											
<b>Total</b>	<b>170</b>	<b>2.9%</b>	<b>240</b>	<b>4.0%</b>	<b>230</b>	<b>4.0%</b>	<b>200</b>	<b>3.4%</b>	<b>160</b>	<b>2.7%</b>	<b>10</b>
Admiral	-	-	-	-	-	-	-	-	-	-	-
Vice Admiral	-	-	-	-	-	-	-	-	-	-	-
Rear Admiral	~	3.3%	~	3.6%	-	-	~	4.1%	-	-	-
Commodore	~	5.6%	10	12.9%	10	11.7%	10	8.2%	~	5.5%	-
Captain	10	5.0%	10	4.0%	10	5.5%	20	6.0%	10	4.3%	-
Commander	30	3.2%	40	3.6%	40	3.6%	30	2.9%	30	3.1%	-
Lt Commander	70	3.2%	90	4.6%	90	4.5%	70	3.6%	50	2.6%	-
Lieutenant	60	2.3%	80	3.5%	80	3.4%	70	3.1%	60	2.5%	-
Sub Lieutenant	-	-	-	-	~	3.4%	-	-	-	-	-
<b>Royal Marine Officers</b>											
<b>Total</b>	<b>20</b>	<b>2.4%</b>	<b>30</b>	<b>4.1%</b>	<b>30</b>	<b>4.1%</b>	<b>30</b>	<b>3.9%</b>	<b>20</b>	<b>2.5%</b>	<b>~</b>
General	-	-	-	-	-	-	-	-	-	-	-
Lieutenant Gen	-	-	-	-	-	-	-	-	-	-	-
Major General	-	-	-	-	-	-	-	-	-	-	-
Brigadier	-	-	-	-	~	9.8%	-	-	-	-	-
Colonel	~	3.2%	-	-	-	-	-	-	~	5.5%	-
Lt Colonel	~	3.5%	10	5.1%	10	6.0%	10	5.1%	~	3.3%	-
Major	~	1.6%	~	1.6%	10	2.3%	10	2.7%	~	1.2%	-
Captain	10	2.6%	20	6.7%	10	6.1%	20	5.3%	10	3.2%	-
Lieutenant / 2nd	-	-	~	6.9%	-	-	-	-	-	-	-



## 10b

## Trained Regular Rating Voluntary Outflow Exits by Paid Rank

	2006/2007		2007/2008		2008/2009		2009/2010		12 Mths to 1st Mar 11		Actual Feb 11	
	Nos.	%	Nos.	%	Nos.	%	Nos.	%	Nos.	%		
<b>Total Ratings</b>	<b>1,420</b>	<b>5.1%</b>	<b>1,600</b>	<b>5.7%</b>	<b>1,680</b>	<b>6.0%</b>	<b>1,170</b>	<b>4.2%</b>	<b>1,090</b>	<b>3.8%</b>	<b>110</b>	
<b>XR</b>	<b>Total</b>	<b>420</b>	<b>6.6%</b>	<b>400</b>	<b>7.1%</b>	<b>340</b>	<b>6.1%</b>	<b>240</b>	<b>4.4%</b>	<b>240</b>	<b>4.3%</b>	<b>20</b>
	WO1	20	10.2%	20	9.9%	10	5.8%	~	2.7%	10	3.8%	-
	WO2	~	11.4%	~	4.5%	-	-	-	-	-	-	-
	CPO	30	4.2%	30	4.5%	30	4.0%	40	5.5%	20	3.5%	~
	PO	20	1.9%	30	3.1%	40	3.9%	20	1.9%	20	2.4%	~
	LDG	60	3.8%	70	5.6%	60	4.8%	40	2.8%	30	2.5%	~
	AB	290	9.9%	240	10.2%	200	8.4%	140	6.0%	160	6.3%	20
<b>XSM</b>	<b>Total</b>	<b>40</b>	<b>4.4%</b>	<b>30</b>	<b>4.0%</b>	<b>60</b>	<b>7.4%</b>	<b>20</b>	<b>2.8%</b>	<b>30</b>	<b>3.5%</b>	<b>~</b>
	WO1	~	2.4%	-	-	~	2.2%	~	2.1%	-	-	-
	WO2	-	-	-	-	-	-	-	-	-	-	-
	CPO	~	3.5%	10	5.3%	10	5.0%	~	3.5%	~	2.8%	~
	PO	~	3.1%	~	1.5%	~	1.6%	~	2.5%	~	3.3%	-
	LDG	~	2.1%	~	2.8%	20	8.2%	~	1.1%	~	2.1%	-
	AB	20	6.5%	20	5.9%	40	10.6%	10	3.6%	20	4.8%	~
<b>XAV</b>	<b>Total</b>	<b>40</b>	<b>5.2%</b>	<b>40</b>	<b>6.0%</b>	<b>60</b>	<b>7.6%</b>	<b>40</b>	<b>4.5%</b>	<b>30</b>	<b>4.0%</b>	<b>~</b>
	WO1	~	0.4%	~	5.0%	~	9.5%	~	10.3%	~	5.4%	-
	WO2	-	-	-	-	-	-	-	-	-	-	-
	CPO	10	0.7%	~	4.5%	10	6.5%	~	4.4%	~	5.5%	-
	PO	10	0.3%	~	2.2%	10	5.5%	10	3.4%	10	5.4%	~
	LDG	10	0.3%	10	4.1%	20	6.1%	10	3.8%	10	2.7%	~
	LCpl	-	-	-	-	-	-	-	-	-	-	-
	AB	10	0.6%	20	12.5%	20	10.9%	10	5.2%	10	3.7%	~
<b>EGS</b>	<b>Total</b>	<b>240</b>	<b>5.3%</b>	<b>310</b>	<b>5.9%</b>	<b>320</b>	<b>6.1%</b>	<b>250</b>	<b>4.8%</b>	<b>220</b>	<b>4.2%</b>	<b>20</b>
	WO1	~	2.3%	20	12.0%	20	8.4%	10	4.7%	10	4.9%	-
	WO2	20	6.5%	20	6.0%	20	8.4%	10	4.7%	10	4.7%	~
	CPO	50	3.9%	60	4.8%	60	4.7%	70	5.8%	30	3.2%	~
	PO	20	2.1%	30	4.0%	30	3.6%	40	4.1%	20	2.5%	~
	LDG	20	3.3%	30	2.8%	50	4.6%	30	2.8%	40	3.8%	~
	AB	120	9.8%	150	8.8%	140	8.9%	100	5.8%	110	5.8%	10
<b>ESM</b>	<b>Total</b>	<b>30</b>	<b>1.6%</b>	<b>80</b>	<b>3.8%</b>	<b>120</b>	<b>5.7%</b>	<b>70</b>	<b>3.1%</b>	<b>50</b>	<b>2.3%</b>	<b>~</b>
	WO1	~	2.4%	~	5.1%	10	10.1%	~	7.0%	~	1.4%	-
	WO2	10	3.7%	10	6.6%	10	6.7%	10	5.1%	~	2.2%	-
	CPO	~	0.6%	30	4.6%	40	6.8%	20	3.9%	20	2.9%	~
	PO	~	1.0%	10	2.2%	10	2.4%	10	3.0%	20	3.7%	-
	LDG	~	1.1%	10	1.8%	20	4.3%	10	1.7%	~	1.6%	-
	AB	10	3.1%	20	4.6%	30	7.2%	10	2.3%	10	1.5%	~
<b>EAE</b>	<b>Total</b>	<b>110</b>	<b>3.6%</b>	<b>170</b>	<b>5.1%</b>	<b>170</b>	<b>5.0%</b>	<b>150</b>	<b>4.3%</b>	<b>120</b>	<b>3.5%</b>	<b>20</b>
	WO1	~	5.7%	10	8.6%	~	4.3%	~	6.0%	~	4.7%	-
	WO2	~	1.6%	~	3.0%	~	3.0%	~	6.5%	~	5.1%	-
	CPO	20	3.0%	40	5.2%	30	5.0%	30	4.2%	30	5.0%	~
	PO	20	2.1%	20	2.9%	30	3.7%	20	3.2%	20	2.7%	~
	LDG	10	2.2%	20	2.8%	20	3.8%	20	3.6%	~	0.6%	-
	AB	60	5.6%	90	7.6%	80	6.5%	60	5.1%	60	4.4%	20

Mar-11 Edition.

Provisional Data

	2006/2007		2007/2008		2008/2009		2009/2010		12 Mths to 1st Mar 11		Actual Feb 11
	Nos.	%	Nos.	%	Nos.	%	Nos.	%	Nos.	%	
<b>LOGS</b>											
<b>Total</b>	<b>190</b>	<b>5.4%</b>	<b>180</b>	<b>5.4%</b>	<b>180</b>	<b>5.6%</b>	<b>110</b>	<b>3.6%</b>	<b>120</b>	<b>3.8%</b>	<b>20</b>
WO1	20	19.0%	10	8.8%	~	3.8%	~	5.0%	~	2.6%	-
WO2	-	-	-	-	-	-	-	-	-	-	-
CPO	10	3.3%	10	3.4%	10	4.2%	10	2.7%	10	2.3%	-
PO	20	3.0%	10	2.2%	10	2.6%	10	1.7%	10	2.3%	~
LDG	40	4.1%	30	3.6%	40	5.0%	30	2.9%	20	2.8%	~
AB	110	6.7%	120	7.8%	110	7.4%	70	4.7%	80	5.1%	10
<b>Med</b>											
<b>Total</b>	<b>50</b>	<b>5.0%</b>	<b>50</b>	<b>4.8%</b>	<b>60</b>	<b>5.5%</b>	<b>40</b>	<b>3.5%</b>	<b>50</b>	<b>4.6%</b>	<b>~</b>
WO1	~	13.4%	~	13.0%	~	4.2%	~	3.8%	~	14.3%	-
WO2	-	-	~	19.5%	-	-	-	-	-	-	-
CPO	-	-	~	0.8%	~	3.3%	~	2.5%	~	2.5%	-
PO	~	0.5%	10	3.1%	~	2.1%	10	3.7%	10	3.7%	-
LDG	30	7.5%	20	6.1%	20	6.8%	10	4.2%	10	2.9%	~
LCpl	-	-	-	-	-	-	-	-	-	-	-
AB	20	6.2%	20	5.2%	20	7.4%	10	3.2%	20	6.9%	-
<b>RM GS</b>											
<b>Total</b>	<b>290</b>	<b>5.4%</b>	<b>330</b>	<b>5.9%</b>	<b>370</b>	<b>6.7%</b>	<b>250</b>	<b>4.4%</b>	<b>210</b>	<b>3.6%</b>	<b>20</b>
WO1	~	3.2%	~	4.5%	~	6.8%	~	2.7%	~	4.1%	-
WO2	~	2.3%	10	2.9%	10	4.7%	10	3.3%	~	1.4%	-
CSgt	10	1.7%	10	1.6%	10	1.6%	10	2.1%	~	1.0%	-
Sgt	10	1.0%	10	2.1%	10	2.2%	10	1.4%	10	1.8%	~
Cpl	50	3.5%	40	3.2%	50	4.1%	40	3.5%	50	4.1%	~
LCpl	~	1.4%	30	6.5%	40	6.1%	20	4.1%	20	3.1%	-
Mne	220	8.5%	230	8.7%	260	10.0%	160	5.9%	120	4.2%	10
<b>RM Band</b>											
<b>Total</b>	<b>10</b>	<b>1.8%</b>	<b>10</b>	<b>1.8%</b>	<b>10</b>	<b>3.7%</b>	<b>10</b>	<b>2.1%</b>	<b>10</b>	<b>3.3%</b>	<b>~</b>
WO1	-	-	~	12.2%	~	27.6%	-	-	-	-	-
WO2	-	-	-	-	~	14.1%	-	-	~	9.5%	~
CSgt	-	-	-	-	-	-	-	-	~	3.4%	-
Sgt	-	-	~	1.8%	~	1.9%	~	4.0%	~	2.0%	-
Cpl	~	1.5%	~	1.7%	~	3.5%	~	1.8%	~	1.7%	-
LCpl	-	-	-	-	~	12.1%	-	-	-	-	-
Mne	~	3.5%	~	2.1%	~	3.2%	~	2.2%	10	4.1%	-
<b>Career/Other</b>											
<b>Total</b>	-	<b>N/A</b>	-	<b>N/A</b>	-	<b>N/A</b>	-	<b>N/A</b>	-	<b>N/A</b>	-
WO1	-	N/A	-	N/A	-	N/A	-	N/A	-	N/A	-
WO2	-	N/A	-	N/A	-	N/A	-	N/A	-	N/A	-
CPO / CSgt	-	N/A	-	N/A	-	N/A	-	N/A	-	N/A	-
PO / Sgt	-	N/A	-	N/A	-	N/A	-	N/A	-	N/A	-
LDG / CPL	-	N/A	-	N/A	-	N/A	-	N/A	-	N/A	-
LCpl	-	N/A	-	N/A	-	N/A	-	N/A	-	N/A	-
AB / Mne	-	N/A	-	N/A	-	N/A	-	N/A	-	N/A	-
<b>No Spec</b>											
<b>Total</b>	~	<b>N/A</b>	-	<b>N/A</b>	-	<b>N/A</b>	-	<b>N/A</b>	-	<b>N/A</b>	-
WO1	-	N/A	-	N/A	-	N/A	-	N/A	-	N/A	-
WO2	-	N/A	-	N/A	-	N/A	-	N/A	-	N/A	-
CPO / CSgt	-	N/A	-	N/A	-	N/A	-	N/A	-	N/A	-
PO / Sgt	-	N/A	-	N/A	-	N/A	-	N/A	-	N/A	-
LDG / CPL	-	N/A	-	N/A	-	N/A	-	N/A	-	N/A	-
LCpl	-	N/A	-	N/A	-	N/A	-	N/A	-	N/A	-
AB / Mne	~	N/A	-	N/A	-	N/A	-	N/A	-	N/A	-

\* No outflow as a percentage of strength is shown for Other/No Spec or Careers

Mar-11 Edition.

Provisional Data

**11a Trained Regular Officer Promotions to Substantive Rank**

	2006/2007	2007/2008	2008/2009	2009/2010	12 Months to 1st Mar 11
<b>Total Officers</b>	520	470	590	540	500
OF7 and Above	10	10	10	10	10
OF-6	20	20	20	10	20
OF-5	40	40	90	40	40
OF-4	120	120	110	130	110
OF-3	260	220	270	250	240
OF-2	70	70	90	100	70
OF-1	N/A	N/A	N/A	N/A	N/A

**11b Trained Regular Rating & Other Rank Promotions to Substantive Rank**

	2006/2007	2007/2008	2008/2009	2009/2010	12 Months to 1st Mar 11
<b>Total Ratings</b>	2,300	3,070	2,450	3,430	2,550
OR-9	90	120	90	150	100
OR-8	100	180	90	250	140
OR-7	430	580	430	670	540
OR-6	580	910	760	950	720
OR-4	840	1,270	1,060	1,400	1,040
OR-3	270	20	10	10	20

Mar-11 Edition.

Provisional Data

		2006/2007	2007/2008	2008/2009	2009/2010	12 Months to 1st Mar 11							
<b>Royal Navy</b>	Officers												
	Total	370	260	360	290								360
<b>Royal Marines</b>	Officers												
	Total	40	40	100	90								60
	Warfare	170	130	160	130								180
	Engineer	130	90	110	80								90
	Logistics	30	20	40	40								40
	Medical	20	~	40	20								40
	Medical Services	10	-	10	10								~
	Dental	~	~	~	~								~
	QAR/NNS	~	~	~	~								~
	Chaplain	~	~	10	~								~
	Other	-	-	-	-								-
	RM GS	40	40	100	90								60
	RMBS	-	~	~	-								~
	Careers	-	-	-	-								-
	No Spec	-	-	-	-								-
		Mar-10	Apr-10	May-10	Jun-10	Jul-10	Aug-10	Sep-10	Oct-10	Nov-10	Dec-10	Jan-11	Feb-11
<b>Royal Navy</b>	Officers												
	Total	40	10	20	40	20	30	30	40	20	10	60	50
<b>Royal Marines</b>	Officers												
	Total	-	-	20	-	-	-	-	-	-	40	~	~
	Warfare	10	10	10	10	10	20	20	20	20	10	30	10
	Engineer	10	~	10	10	~	10	10	~	~	~	20	20
	Logistics	-	-	~	20	-	~	-	10	-	-	-	10
	Medical	20	-	~	-	-	-	-	-	-	-	-	20
	Medical Services	-	~	-	-	-	~	-	-	-	~	~	-
	Dental	-	-	-	-	-	-	-	-	-	-	-	-
	QAR/NNS	-	-	-	-	-	-	-	-	-	-	-	-
	Chaplain	-	-	-	-	-	-	-	~	~	~	-	-
	Other	-	-	-	-	-	-	-	-	-	-	-	-
	RM GS	-	-	20	-	-	-	-	-	-	40	~	~
	RMBS	-	-	~	-	-	-	-	-	-	-	-	-
	Careers	-	-	-	-	-	-	-	-	-	-	-	-
	No Spec	-	-	-	-	-	-	-	-	-	-	-	-

Mar-11 Edition.

Provisional Data

		2006/2007	2007/2008	2008/2009	2009/2010	12 Months to 1st Mar 11
Royal Navy	Ratings Total	1,650	2,600	2,210	2,210	1,920
Royal Marines	Other Ranks Total	600	580	690	700	730
XR		520	640	630	590	470
	WS	350	290	240	250	160
	WS(AWT)	-	-	-	-	-
	WS(AWW)	-	-	-	-	-
	WS(EW)	-	-	-	-	-
	WS(UW)	-	-	-	-	-
	CIS	90	160	140	120	90
	HM	10	40	20	10	10
	HM(H)	-	-	-	10	10
	HM(M)	-	-	-	-	-
	MW	30	40	40	50	40
	Diver	20	10	40	30	30
	SEA	-	30	140	100	100
	WPN A	-	-	-	-	-
	PT	-	-	-	-	-
	RNP	-	-	-	-	10
	Telephonist	-	-	-	-	-
	CT	20	20	10	20	20
	Unspecified	-	40	-	-	-
XSM		10	90	110	100	70
	Coxswain (SM)	-	-	-	-	-
	WS(SSM)	10	30	40	40	20
	WS(TSM)	-	20	40	30	20
	CISSM	-	30	20	30	30
	Unspecified	-	-	-	-	-
XAV		20	50	60	80	80
	Aircrewman	-	-	-	-	-
	NA(AC)	-	10	-	20	20
	NA(AH)	20	40	60	60	60
	NA(Phot)	-	-	-	-	-
	RM Aircrewmen	-	-	-	-	-
	Unspecified	-	-	-	-	-
EGS		470	680	500	530	410
	MEM	180	-	-	-	-
	WEM	-	-	-	-	-
	ET(ME)	110	410	320	360	260
	ET(WE)	170	270	180	160	150
	ETS	-	-	-	-	-
	Unspecified	-	-	-	-	-
ESM		40	290	240	190	180
	MEM	10	-	-	-	-
	WEM	-	-	-	-	-
	ET(MESM)	20	180	130	100	110
	ET(WESM)	10	110	100	90	70
EAE		300	440	310	350	370
	AEA	10	90	-	-	-
	AEM	10	-	-	-	-
	AET	280	320	300	320	340
	NA(SE)	10	20	10	20	30
	Unspecified	-	-	-	-	-
LOGS		210	320	280	300	260
	Caterer	30	10	-	-	-
	Chef	20	90	80	90	70
	Steward	40	90	80	90	60
	Supply Chain	40	50	80	60	40
	Writer	70	60	60	60	90
	Family Service	-	-	-	-	-
	Unspecified	-	10	-	-	-
MED		60	100	70	80	80
	Dental Hyg	-	-	-	-	-
	Dental SA	10	10	10	10	10
	Med Asst	40	80	50	60	60
	NN	10	10	10	10	10
	Med Techn	-	-	-	-	-
	RM Med Asst	-	-	-	-	-
	Unspecified	-	-	-	-	-
RM GS	Excludes Career, Med Asst, Aircrewmen and Band	580	570	640	680	700
RM Band		20	10	40	20	30
	Band	20	10	40	20	20
	Bugler	-	-	-	-	10
Career		-	-	-	-	-

		Mar-10	Apr-10	May-10	Jun-10	Jul-10	Aug-10	Sep-10	Oct-10	Nov-10	Dec-10	Jan-11	Feb-11
<b>Royal Navy</b>	Ratings												
	Total	260	100	130	210	230	50	140	150	180	50	240	180
<b>Royal Marines</b>	Other Ranks												
	Total	60	60	70	60	60	30	50	70	60	100	60	70
<b>XR</b>		80	10	20	40	80	10	30	40	40	20	50	30
	WS	20	10	~	20	10	~	20	20	20	10	20	~
	WS(AWT)	-	-	-	-	-	-	-	-	-	-	-	-
	WS(AWW)	-	-	-	-	-	-	-	-	-	-	-	-
	WS(EW)	-	-	-	-	-	-	-	-	-	-	-	-
	WS(UW)	-	-	-	-	-	-	-	-	-	-	-	-
	CIS	30	-	10	10	20	~	-	~	10	-	10	-
	HM	-	-	-	-	10	-	-	-	-	-	-	-
	HM(H)	-	-	-	-	-	-	-	-	-	-	-	-
	HM(M)	-	-	-	-	-	-	-	-	-	-	-	-
	MW	10	-	-	-	10	-	-	~	10	-	-	10
	Diver	~	-	-	-	-	-	-	-	-	-	-	-
	SEA	~	-	10	20	20	-	10	10	-	10	20	~
	WPNA	-	-	-	-	-	-	-	-	-	-	-	-
	PT	-	-	-	-	-	-	-	-	-	-	-	-
	RNP	-	-	-	-	-	-	-	-	-	-	-	10
	Telephonist	-	-	-	-	-	-	-	-	-	-	-	-
	CT	10	-	-	-	10	~	-	-	-	-	-	10
	Unspecified	-	-	-	-	-	-	-	-	-	-	-	-
<b>XSM</b>		10	10	~	20	~	10	~	-	~	-	10	10
	Coxswain (SM)	-	-	-	-	-	-	-	-	-	-	-	-
	WS(SSM)	~	-	-	10	~	-	~	-	-	-	-	-
	WS(TSM)	~	-	-	-	-	-	-	-	-	-	-	-
	CISSM	~	-	-	-	-	-	-	-	-	~	-	-
	Unspecified	-	-	-	-	-	-	-	-	-	-	-	-
<b>XAV</b>		-	20	-	~	~	-	~	-	20	-	~	30
	Aircrewman	-	-	-	-	-	-	-	-	-	-	-	-
	NA(AC)	-	-	-	-	-	-	-	-	-	-	-	10
	NA(AH)	-	20	-	-	-	-	~	-	20	-	~	20
	NA(Phot)	-	-	-	-	-	-	-	-	-	-	-	-
	RM Aircrewmen	-	-	-	-	-	-	-	-	-	-	-	-
	Unspecified	-	-	-	-	-	-	-	-	-	-	-	-
<b>EGS</b>		60	20	30	60	60	10	50	20	40	-	30	40
	MEM	-	-	-	-	-	-	-	-	-	-	-	-
	WEM	-	-	-	-	-	-	-	-	-	-	-	-
	ET(ME)	40	-	20	40	40	-	40	20	-	-	20	40
	ET(WE)	20	20	20	20	10	10	10	-	40	-	10	-
	ETS	-	-	-	-	-	-	-	-	-	-	-	-
	Unspecified	-	-	-	-	-	-	-	-	-	-	-	-
<b>ESM</b>		20	10	~	20	10	~	10	20	20	20	40	10
	MEM	-	-	-	-	-	-	-	-	-	-	-	-
	WEM	-	-	-	-	-	-	-	-	-	-	-	-
	ET(MESM)	10	10	-	20	-	-	10	10	20	10	20	-
	ET(WESM)	10	-	~	-	10	~	-	10	~	~	20	10
<b>EAE</b>		40	20	30	30	40	20	20	40	30	~	60	40
	AEA	-	-	-	-	-	-	-	-	-	-	-	-
	AEM	-	-	-	-	-	-	-	-	-	-	-	-
	AET	30	20	30	30	30	20	20	40	20	-	60	40
	NA(SE)	10	-	-	-	10	-	-	-	10	-	-	-
	Unspecified	-	-	-	-	-	-	-	-	-	-	-	-
<b>LOGS</b>		40	10	20	20	40	10	20	10	20	~	30	30
	Caterer	-	-	-	-	-	-	-	-	-	-	-	-
	Chef	20	-	-	10	20	-	10	-	-	-	-	10
	Steward	10	-	10	10	-	-	10	-	10	-	-	-
	Supply Chain	10	-	-	-	10	-	-	-	-	-	-	-
	Writer	10	10	10	-	10	-	10	10	-	-	20	10
	Family Service	-	-	-	-	-	-	-	-	-	-	-	-
	Unspecified	-	-	-	-	-	-	-	-	-	-	-	-
<b>MED</b>		10	~	10	~	~	~	~	10	10	10	10	~
	Dental Hyg	-	-	-	-	-	-	-	-	-	-	-	-
	Dental SA	-	~	-	-	-	-	-	-	-	-	-	-
	Med Asst	10	-	10	-	-	-	~	10	10	10	-	-
	NN	-	-	-	-	-	-	-	-	-	-	-	-
	Med Techn	-	-	-	-	-	-	-	-	-	-	-	-
	RM Med Asst	-	-	-	-	-	-	-	-	-	-	-	-
	Unspecified	-	-	-	-	-	-	-	-	-	-	-	-
<b>RM GS</b>	Excludes Career, Med Asst and Aircrewmen and Band	60	60	60	50	60	30	50	50	60	90	60	70
<b>RM Band</b>		-	-	10	-	-	-	-	20	-	-	-	-
	Band	-	-	10	-	-	-	-	10	-	-	-	-
	Bugler	-	-	-	-	-	-	-	-	-	-	-	-
<b>Career</b>		-	-	-	-	-	-	-	-	-	-	-	-



### 13 Trained Intake to Trained Regular Strength

	2006/2007	2007/2008	2008/2009	2009/2010	12 Months Ending 1st Mar 11	Actual Feb 11
<b>Total Officers</b>	<b>20</b>	<b>30</b>	<b>50</b>	<b>10</b>	<b>10</b>	<b>-</b>
Warfare	10	10	10	~	~	-
Engineer	~	10	~	-	-	-
Logistics	~	~	10	-	-	-
Medical	-	-	-	-	~	-
Medical Services	~	-	~	-	-	-
QARNNS	~	-	-	~	~	-
Dental	-	~	-	~	~	-
Chaplain	-	-	-	-	-	-
RM GS	~	~	20	10	~	-
RM Band	-	~	-	-	-	-
No Value	-	-	-	-	-	-
<b>Total Ratings</b>	<b>80</b>	<b>50</b>	<b>60</b>	<b>140</b>	<b>80</b>	<b>10</b>
XR	20	10	10	30	20	~
XSM	~	~	-	~	-	-
XAV	~	~	~	~	~	-
EGS	~	~	~	20	10	-
ESM	~	~	~	10	~	-
EAE	10	~	~	10	~	~
LOGS	~	~	10	10	10	~
MED	~	~	~	~	~	-
QARNNS	10	-	-	~	-	-
RM GS	30	20	30	50	30	~
RM Band	10	~	-	-	~	-
No Value	-	-	-	-	-	-

The figures shown above are for Trained Intake to the Regular strengths and shows people entering from Civil Life, Another Service and Maritime Reserves.

Mar-11 Edition.

Provisional Data

# Royal Naval Personnel Situation Report

## Glossary of Terms

### Branch and Specialisation Definitions for Abbreviated Branches and Specialisations

#### Officers

Warfare	Air Traffic Control	
	Aviation	
	Communications	
	Electronic Warfare	
	Fighter Controller	
	General Service Warfare	
	HM	Hydrographic & Meteorological
	Mine Clearance Diver	
	Mine Warfare	
	Observer	
	Pilot	
	PWO	Principal Warfare Officer
	PWO(A)	Principal Warfare Officer (Air)
	PWO(C)	Principal Warfare Officer (Communications)
	PWO(N)	Principal Warfare Officer (Navigation)
	RN Police	
	Submariner	
	Other & No Value	
Engineering	Air Engineer	
	E(IS)	Engineer - Information Systems
		Engineer - Information Systems
	E(IS SM)	Submarine
	E(TM)	Engineering Training Manager
		Engineering Training Manager
	E(TM SM)	Submarine
	Marine Engineer	
	Marine Engineer (Submariner)	
	Weapon Engineer	
	Weapon Engineer (Submariner)	
Logistics	Barrister	
	CMA	Chartered Management Accountant
	Logistics	
	Logistics Family Services	
Medical		
Dental Services		
QARNNS	<i>Queen Alexandra's Royal Naval Nursing Service</i>	
Medical Services		
Chaplain		
No Spec		
Other	Includes Careers	
Royal Marines	Band Service	Royal Marines Band
	General Service	All Royal Marines excluding Aviation, Careers & Band

**Rating**

<b>XR</b>	<b>Royal Navy Warfare General Service</b>	
	WS	Warfare Specialist
	WS(AWT)	Warfare Specialist - Above Water Tactical
	WS(AWW)	Warfare Specialist - Above Water Warfare
	WS(UW)	Warfare Specialist - Underwater Warfare
	WS(EW)	Warfare Specialist - Electronic Warfare
	CIS	Communications Information Systems
	HM	Hydrographical Meteorological
	HM(H)	Survey Recorders - Now part of the Hydrographical & Meteorological specialisation
	HM(M)	Naval Meteorological - Now part of the Hydrographical & Meteorological specialisation
	MW	Mine Warfare
	Diver	Diver
	SEA	Seaman Specialist
	WPN A	Weapon Analyst
	PT	Physical Training Instructor
	RN Police	Royal Navy Police
Telephonist		
CT	Communications Technician	
<b>XSM</b>	<b>Royal Navy Warfare Submarine</b>	
	Coxswain (SM)	
	WS(SSM)	Warfare Specialist Sensors Submarine
	WS(TSM)	Warfare Specialist Tactical Submarine
CISSM	Communications Information Systems Submarine	
<b>XAV</b>	<b>Royal Navy Warfare Aviation and Royal Marine Aircrew</b>	
	Aircrewmen	Royal Navy Aircrew
	NA(AC)	Naval Airman Aircraft Controller
	NA(AH)	Naval Airman Aircraft Handler
	NA(PHOT)	Naval Airman Photographer
	RM Aircrewmen	Royal Marines Aircrew
<b>Eng GS (EGS)</b>	<b>Royal Navy General Service Engineers</b>	
	MEM	Marine Engineering Mechanic
	WEM	Weapon Engineering Mechanic
	ET(ME)	Engineering Technician Marine Engineer
	ET(WE)	Engineering Technician Weapon Engineer
	ETS	Education Training & Support
<b>Eng SM (ESM)</b>	<b>Royal Navy Submariners Engineers</b>	
	ET(MESM)	Engineering Technician Marine Engineer Submarine
	ET(WESM)	Engineering Technician Weapon Engineer Submarine
	MEM	Marine Engineering Mechanic
	WEM	Weapon Engineering Mechanic
<b>Air Eng (EAE)</b>	<b>Royal Navy Air Engineering</b>	
	AEA	Air Engineer Artificer
	AEM	Air Engineer Mechanic
	AET	Air Engineering Technician
NA(SE)	Naval Airman Survival Equipment	
<b>Logistics (LOGS)</b>	<b>Logistics</b>	
	Caterer	Logistics Catering Service
	Chef	Logistics Catering Service Preparation
	Family Services	
	Steward	Logistics Catering Service Delivery
	Supply Chain	Logistics Supply Chain
	Writer	Logistics Personnel
<b>Medical</b>		
	Dental Hyg	Dental Hygienist
	Dental SA	Dental Surgery Assistant
	Med Asst	Medical Assistant
	NN	Naval Nurse
	RM Medical Asst	Royal Marines Medical Assistant
	Med Tech	Medical Technician
<b>RM GS</b>	Royal Marines General Service	This is all Royal Marines who are not Medical, Band, Helicopter Pilots and Aircrew
<b>RM BS (RM Band)</b>	Royal Marines Band Service	
<b>Careers RN</b>		
<b>Careers RM</b>		

### Other Terms

RNR	Royal Navy Reserves
RMR	Royal Marines Reserves
FTRS	Full Time Reserve Service
FTRS Regular	FTRS Personnel counted against the Regular Liability
FTRS Non Regular	FTRS Personnel not counted against the Regular Liability
Transfer Trainees	People who are trained but are undergoing further training in an alternative discipline
CS	Careers Service

### Abbreviations of Arm

GS	General Service - Surface Fleet
SM	Submarine - Submarines
FAA	Fleet Air Arm - Aviation

### Notes

Transfer Trainees

There are some branches in the Royal Navy which are only open to sideways entrants or Transfer Trainees

Within this report Transfer Trainees are split out and shown on a separate table.

Personnel within a Branch with no specialisation are shown as Unspecified