



# Ministry of Defence

## UK Armed Forces Monthly Personnel Report



1 June 2013

### Statistical release

Published: 11 July 2013

<b>Contents</b>		<b>Page</b>
<b>Commentary</b>		1
<b>Full Time UK Armed Forces strength</b>		
Table 1	Trained strengths and requirements	3
Graph 1.1	Naval Service: Trained strength and requirement	4
Graph 1.2	Army: Trained strength and requirement	4
Graph 1.3	Royal Air Force: Trained strength and requirement	4
Table 2	Full time trained and untrained personnel strength	5
<b>UK Regular Forces intake and outflow</b>		
Table 3	Intake and Outflow	6
Graph 3.1	Naval Service: Intake and outflow	7
Graph 3.2	Army: Intake and outflow	7
Graph 3.3	Royal Air Forces: Intake and outflow	7
<b>Voluntary Outflow</b>		
Table 4	Voluntary Outflow from trained UK Regular Forces	8
Graph 4.1	Naval Service: Voluntary Outflow	9
Graph 4.2	Army: Voluntary Outflow	9
Graph 4.3	Royal Air Force: Voluntary Outflow	9
<u>Glossary</u>		10

#### **Release notes:**

Defence Statistics undertook a major review of all Armed Forces personnel data from the Joint Personnel Administration system. Some figures for the period 1 May 2009 to 1 October 2011 will not match those published prior to 12 December 2012.

This is a monthly publication of the strength, intake and outflow of UK Regular and Non-Regular Forces broken down by training indicator. It complements the UK Armed Forces Quarterly Personnel Report by providing higher-level figures on strength, intake and outflow for the UK Armed Forces.

The tables provide information about the patterns of change in the composition of the UK's Armed Forces for the four most recent months. The three most recent financial years are also presented to provide context. The graphs that accompany tables extend the time-series to provide a monthly picture of the longer term patterns.

The trends in this report are in relation to the Armed Forces reaching their targets as set in SDSR 20.

### **Armed Forces Personnel Key Points and Trends**

- The full time trained strength of the UK Armed Forces was 159,560 at 1 June 2013. This was a 1.7% deficit against the requirement of 162,390.
- Intake into the UK Regular Forces was 13,650 in the 12 months to 31 May 2013; a decrease of 5.0% compared with the 12 months to 31 March 2013.
- Outflow from the UK Regular Forces was 23,630 in the 12 months to 31 May 2013; an increase of 0.5% compared with the 12 months to 31 March 2013.
- In the 12 months to 31 May 2013; 3,530 personnel had left the UK Regular Armed Forces under the Armed Forces Redundancy Programme.

**Further Information:** Defence Statistics (Tri Service)      Tel: 020-780-78896  
Email: [dasa-quad-enquiries@mod.uk](mailto:dasa-quad-enquiries@mod.uk)

**General Public Enquiries:** [www.dasa.mod.uk](http://www.dasa.mod.uk)

## **Commentary**

### **Surplus / Deficit in trained strength of the UK Armed Forces against the requirement**

1. The deficit in the UK Armed Forces trained strength was 2,830 (1.7% of the Requirement for trained UK Armed Forces) at 1 June 2013; compared with 2,640 (1.6% of the Requirement for trained UK Armed Forces) at 1 May 2013 and 2,230 (1.4% of the Requirement for trained UK Armed Forces) at 1 April 2013 (Table 1).

### **Requirement for UK Armed Forces**

2. The requirement for the UK Armed Forces is the number of service personnel needed, based on the Defence Planning Round liabilities set for each of the three Services. The requirement for UK Armed Forces was 162,390 at 1 June 2013; down from 162,660 at 1 May 2013, and down from 162,940 at 1 April 2013 (Table 1).

### **Trained and Untrained Strength of UK Armed Forces**

3. The total trained and untrained strength of the UK Armed Forces was 175,230 at 1 June 2013; down from 176,120 at 1 May 2013 and down from 176,660 at 1 April 2013 (Table 2).

### **Intake into and outflow from the UK Regular Armed Forces (trained and untrained)**

4. The intake into the UK Regular Forces was 13,650 in the 12 months to 31 May 2013; down from 13,980 in the 12 months to 30 April 2013 and down from 14,370 in the 12 months to 31 March 2013 (Table 3).
5. The outflow from the UK Regular Forces was 23,630 in the 12 months to 31 May 2013; up from 23,620 in the 12 months to 30 April 2013 and up from 23,520 in the 12 months to 31 March 2013 (Table 3).
6. In the 12 months to 31 May 2013, 3,530 personnel had left the UK Regular Armed Forces under the Armed Forces Redundancy Programme (Table 3).
7. Excluding all flow to and from Long Term Absentee – in the 12 months ending 31 May 2013, 9,990 more people left the UK Regular Armed Forces than joined. In the 12 months ending 30 April 2013, 9,640 more people left the UK Regular Armed Forces than joined. And in the 12 months ending 31 March 2013, 9,150 more people left the UK Armed Forces than joined (Table 3).

### **Voluntary Outflow (VO) from the trained UK Regular Armed Forces**

8. The Voluntary Outflow rate for Officers was 4.1% of the trained strength in the 12 months to 31 May 2013; up from 4.0% in the 12 months to 30 April 2013 and up from 3.9% in the 12 months to 31 March 2013 (Table 4).
9. The Voluntary Outflow rate from the Other Ranks was 5.8% of the trained strength in the 12 months to 31 May 2013; remained static at 5.8% in the 12 months to 30 April 2013 and up from 5.7% in the 12 months to 31 March 2013 (Table 4).

## **Data Sources:**

Armed Forces statistics prior to March 2006 are compiled from pay records (Naval Service) or personnel records (Army and RAF) held by the Service Personnel and Veterans Agency (SPVA, formerly the Armed Forces Personnel Administration Agency). In March 2006 the transfer of all Service personnel records to the Joint Personnel Administration (JPA) system began. Statistics are compiled from JPA for the RAF from April 2006, for the Naval Service from November 2006 and for the Army from April 2007.

## **Data Issues (Data Quality):**

All tables presented in this publication meet the high standards of quality and integrity demanded by the Code of Practice for Official Statistics.

Defence Statistics welcome feedback on our statistical products. If you have any comments or questions about this publication or about Defence Statistics in general, you can contact us as follows:  
Tel 0207 807 8896.

Email [DASA-quad-enquiries@mod.uk](mailto:DASA-quad-enquiries@mod.uk)

Visit our website at [www.dasa.mod.uk](http://www.dasa.mod.uk) and complete the feedback form there.

## **Symbols and Conventions**

### **Symbols**

	discontinuity in time series
*	not applicable
..	not available
p	provisional
r	revised
rp	revised but still provisional
e	estimate
-	zero or rounded to zero

### **Rounding**

Where rounding has been used, totals and sub-totals have been rounded separately and so totals may not equal the sums of their rounded parts. When rounding to the nearest 10, numbers ending in "5" have been rounded to the nearest multiple of 20 to prevent systematic bias.

**Table 1 - Full time trained strengths and requirements of UK Armed Forces<sup>1</sup>**

	2010 1 Apr	2011 1 Apr	2012 1 Apr	2013 1 Mar	2013 1 Apr	2013 1 May	2013 1 Jun
<b>All Services</b>							
Requirement <sup>2</sup>	178 750	179 250	174 840	163 930 <sup>P</sup>	162 940 <sup>P</sup>	162 660 <sup>P</sup>	162 390 <sup>P</sup>
Trained Strength <sup>3</sup>	177 890	176 860	170 010	160 900	160 710	160 020	159 560
Surplus/Deficit	- 860	-2 390	-4 830	-3 030 <sup>P</sup>	-2 230 <sup>P</sup>	-2 640 <sup>P</sup>	-2 830 <sup>P</sup>
<b>Naval Service</b>							
Requirement <sup>2</sup>	35 790	35 700	34 800	30 890	30 530	30 520	30 510
Trained Strength	35 500	35 420	33 290	31 560	31 420	31 210	31 220
Surplus/Deficit	- 290	- 280	-1 510	670	890	690	700
<b>Army</b>							
Requirement <sup>2</sup>	102 160	102 210	101 210	97 160	96 790	96 560	96 340
Trained Strength <sup>3</sup>	102 260	101 340	98 600	93 860	93 940	93 730	93 420
Surplus/Deficit	100	- 870	-2 610	-3 300	-2 850	-2 840	-2 920
<b>Royal Air Force</b>							
Requirement <sup>2</sup>	40 800	41 340	38 830	35 890 <sup>P</sup>	35 620 <sup>P</sup>	35 580 <sup>P</sup>	35 540 <sup>P</sup>
Trained Strength	40 130	40 090	38 120	35 480	35 350	35 090	34 920
Surplus/Deficit	- 670	-1 250	- 700	- 410 <sup>P</sup>	- 270 <sup>P</sup>	- 490 <sup>P</sup>	- 620 <sup>P</sup>

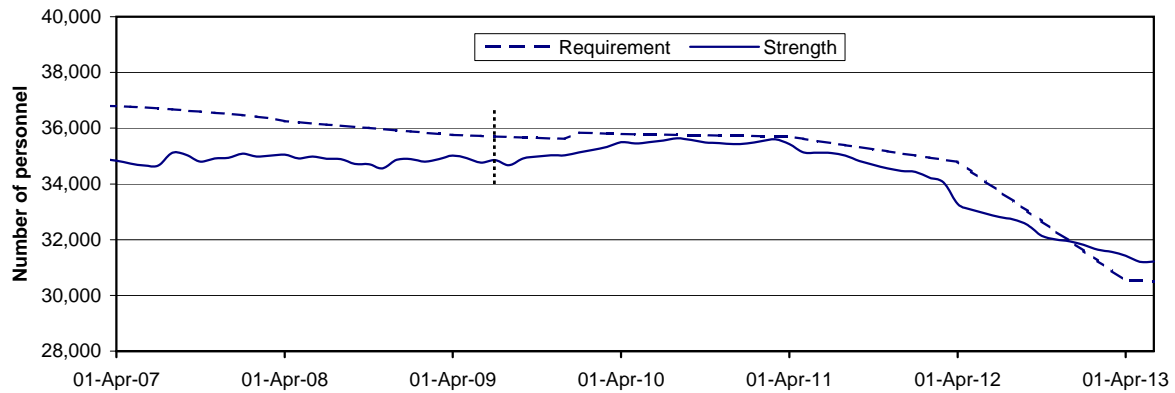
Source: Defence Statistics (Tri-Service)

1. Full time trained strength and trained requirement comprises trained UK Regular Forces, trained Gurkhas and from 1 July 2009 onwards elements of the Full Time Reserve Service (FTRS) that may be deployed overseas, including Full Commitment (FC), Limited Commitment (LC), Home Commitment (HC) personnel. See Glossary for more details.
2. Requirements are based on Defence Planning Round liabilities set for each of the three Services. Naval Service requirements from 1 May 2012 to 1 July 2012 are interpolated on a monthly basis between April 12 levels set in Defence Planning Round 11, and April 13 levels set in Defence Planning Round 12, from 1 August 2012 the Naval Service requirement has been updated to reflect Planning Liability 1 of 12 scaled to Defence Planning Round 12. Army and RAF requirements are interpolated on a monthly basis between April 12 levels set in Defence Planning Round 11, and April 13 levels set in Defence Planning Round 12.
3. From 1 September 2011, the Army has changed its definition of 'trained Officer' to exclude those who have not yet passed Phase II training. This change brings it into line with the other Services.

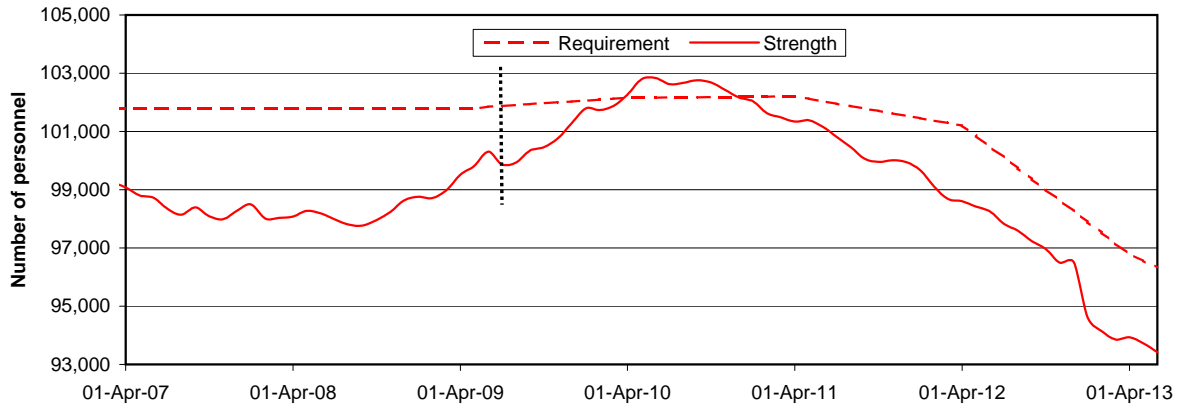
Data from the Joint Personnel Administration System for May 2009 to October 2011 have been reviewed and finalised, therefore some figures may differ from previous publications. Please see the introduction for more details.

# Trained strength and requirement of UK Armed Forces

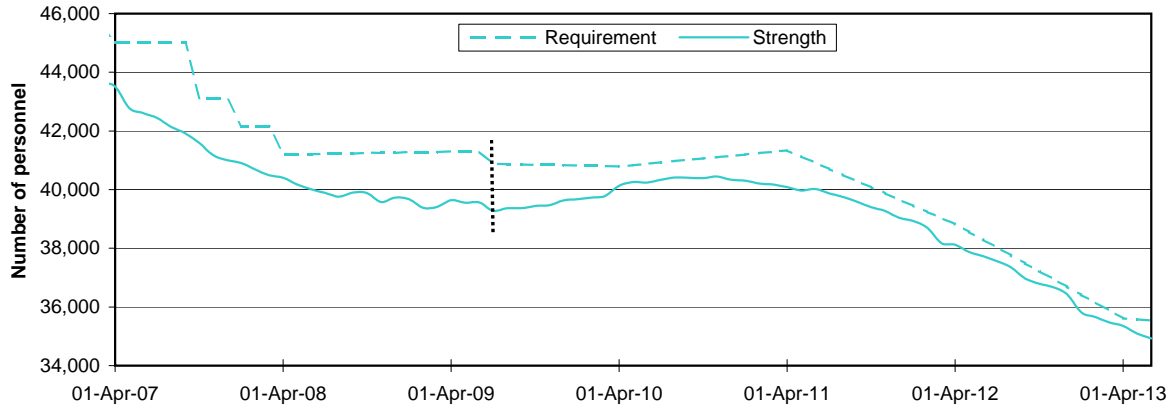
## Graph 1.1 - Naval Service officers and other ranks



## Graph 1.2 - Army officers and other ranks



## Graph 1.3 - Royal Air Force officers and other ranks



Prior to 1 July 2009 strength and requirement figures include some FTRS personnel that were not deployable overseas. This is shown in the graphs as a dotted line representing a break in series. See Glossary for more details.

Tables showing data on the trained strength and requirement from 1 April 2006 to 1 April 2009 are shown in TSP 3 which can be found at [www.dasa.mod.uk](http://www.dasa.mod.uk).

For graphs showing the three services full time trained strength and requirement split by officer/rank, see graphs 2.1-2.9 in the UK Armed Forces Quarterly Personnel Report which can be found at [www.dasa.mod.uk](http://www.dasa.mod.uk).

**Table 2 - Strength of UK Armed Forces<sup>1</sup> - full time trained and untrained personnel**

As at 1 June 2013 the UK Armed Forces comprised 175,230 personnel of which 159,560 were trained and counted against the requirement. There were 13,320 untrained personnel.

	2010 1 Apr	2011 1 Apr	2012 1 Apr	2013 1 Mar	2013 1 Apr	2013 1 May	2013 1 Jun
<b>UK Armed Forces<sup>1</sup></b>	<b>197 820</b>	<b>192 330</b>	<b>185 690</b>	<b>176 640</b>	<b>176 660</b>	<b>176 120</b>	<b>175 230</b>
Trained and serving against requirement <sup>2</sup>	177 890	176 860	170 010	160 900	160 710	160 020	159 560
FTRS serving against additional requirement	1 320	1 530	1 810	2 150	2 180	2 280	2 360
Untrained	18 610	13 950	13 870	13 600	13 760	13 820	13 320
<b>UK Regular Forces<sup>3</sup></b>	<b>191 710</b>	<b>186 360</b>	<b>179 800</b>	<b>170 720</b>	<b>170 710</b>	<b>170 090</b>	<b>169 190</b>
Trained	173 300	172 600	166 110	157 320	157 150	156 470	156 080
Untrained	18 400	13 770	13 700	13 400	13 560	13 620	13 120
<b>Naval Service</b>	<b>38 730</b>	<b>37 660</b>	<b>35 540</b>	<b>34 140</b>	<b>33 960</b>	<b>33 850</b>	<b>33 750</b>
Trained	35 180	35 250	33 190	31 420	31 280	31 060	31 070
Untrained	3 560	2 410	2 360	2 720	2 680	2 790	2 690
<b>Army</b>	<b>108 920</b>	<b>106 240</b>	<b>104 250</b>	<b>99 420</b>	<b>99 730</b>	<b>99 380</b>	<b>98 760</b>
Trained <sup>4</sup>	98 040	97 280	94 800	90 440	90 530	90 330	90 100
Untrained <sup>4</sup>	10 890	8 960	9 450	8 980	9 200	9 050	8 660
<b>Royal Air Force</b>	<b>44 050</b>	<b>42 460</b>	<b>40 000</b>	<b>37 160</b>	<b>37 030</b>	<b>36 860</b>	<b>36 680</b>
Trained	40 090	40 070	38 120	35 470	35 340	35 080	34 920
Untrained	3 960	2 400	1 880	1 690	1 680	1 780	1 770
<b>Full Time UK Non-Regular Forces<sup>5</sup></b>	<b>6 120</b>	<b>5 970</b>	<b>5 890</b>	<b>5 920</b>	<b>5 950</b>	<b>6 030</b>	<b>6 040</b>
Trained	5 900	5 790	5 710	5 720	5 750	5 830	5 840
Gurkhas	3 620	3 740	3 650	3 330	3 310	3 300	3 230
FTRS serving against the requirement <sup>2</sup>	960	520	260	240	250	250	260
FTRS serving against additional requirement	1 320	1 530	1 810	2 150	2 180	2 280	2 360
Untrained	210	180	180	200	200	200	200
Gurkhas	210	180	180	200	200	200	200
FTRS <sup>6</sup>	*	*	*	*	*	*	*

Source: Defence Statistics (Tri-Service)

1. UK Armed Forces comprises all UK Regular Forces and full time UK Non-Regular Forces but excludes mobilised reservists.
2. Prior to 1 July 2009 figures include some FTRS personnel that were not deployable overseas. See Glossary for more details.
3. UK Regular Forces comprises trained and untrained personnel. It does not include Gurkhas, Full Time Reserve Service (FTRS) personnel and mobilised reservists.
4. From 1 September 2011, the Army has changed its definition of 'trained Officer' to exclude those who have not yet passed Phase II training. This change brings it into line with the other Services.
5. Full Time UK Non-Regular Forces comprises Gurkhas and Full Time Reserve Service Personnel (FTRS). Mobilised Reservists are not classed as Full Time UK Non-Regular Forces.
6. For a reservist to serve full time they are required to be trained.

Data from the Joint Personnel Administration System for May 2009 to October 2011 have been reviewed and finalised, therefore some figures may differ from previous publications. Please see the introduction for more details.

For more information on the total strength of the UK Armed Forces, broken down by trained and untrained, and Regular and Non-Regular components see tables 3a, 3b and 3c of the UK Armed Forces Quarterly Personnel Report which can be found at [www.dasa.mod.uk](http://www.dasa.mod.uk).

**Table 3 - Intake<sup>1</sup> to and Outflow<sup>2</sup> from UK Regular Forces<sup>3</sup> by Service**

	Financial Year			12 months ending:				Financial Year to 2013 31 May
	2009/10	2010/11	2011/12	2013 28 Feb	2013 31 Mar	2013 30 Apr	2013 31 May	
<b>All Services</b>								
Strength at start of period	188 600	191 710	186 360	180 740	179 800	179 650	179 130	170 710
<b>Intake (+)</b>	<b>21 500</b>	<b>12 730</b>	<b>14 800</b>	<b>14 080</b>	<b>14 370</b>	<b>13 980</b>	<b>13 650</b>	<b>2 040</b>
<b>LTA Intake (+)<sup>4</sup></b>	<b>980</b>	820	630	490	470	460	430	60
<b>Outflow (-)</b>	<b>18 270</b>	<b>18 140</b>	<b>21 370</b>	<b>24 170</b>	<b>23 520</b>	<b>23 620</b>	<b>23 630</b>	<b>3 570</b>
<i>of which Voluntary Outflow<sup>5</sup></i>	<i>6 400</i>	<i>6 660</i>	<i>7 750</i>	<i>8 790</i>	<i>8 800</i>	<i>8 900</i>	<i>8 870</i>	<i>1 520</i>
<i>of which Redundancy<sup>6</sup></i>	-	-	1,700	4 060	3 470	3 480	3 530	130
<b>LTA Outflow (-)<sup>4</sup></b>	<b>1,110</b>	750	640	410	400	380	370	50
Strength at end of period <sup>7</sup>	191 710	186 360	179 800	170 720	170 710	170 090	169 190	169 190
<b>Naval Service</b>								
Strength at start of period	38 340	38 730	37 660	36 340	35 540	35 480	35 380	33 960
<b>Intake (+)</b>	<b>4 130</b>	<b>2 550</b>	<b>2 220</b>	<b>2 720</b>	<b>2 770</b>	<b>2 760</b>	<b>2 760</b>	<b>470</b>
<b>LTA Intake (+)<sup>4</sup></b>	<b>20</b>	20	10	10	10	10	10	-
<b>Outflow (-)</b>	<b>3 720</b>	<b>3 630</b>	<b>4 320</b>	<b>4 920</b>	<b>4 350</b>	<b>4 390</b>	<b>4 400</b>	<b>680</b>
<i>of which Voluntary Outflow<sup>5</sup></i>	<i>1 380</i>	<i>1 330</i>	<i>1 450</i>	<i>1 810</i>	<i>1 850</i>	<i>1 880</i>	<i>1 840</i>	<i>300</i>
<i>of which Redundancy<sup>6</sup></i>	-	-	660	1 020	430	420	420	-
<b>LTA Outflow (-)<sup>4</sup></b>	<b>20</b>	20	10	10	10	10	10	-
Strength at end of period <sup>7</sup>	38 730	37 660	35 540	34 140	33 960	33 850	33 750	33 750
<b>Army</b>								
Strength at start of period	106 700	108 920	106 240	104 240	104 250	104 340	104 150	99 730
<b>Intake (+)<sup>8</sup></b>	<b>13 910</b>	<b>8 760</b>	<b>11 190</b>	<b>10 060</b>	<b>10 300</b>	<b>9 880</b>	<b>9 470</b>	<b>1 270</b>
<b>LTA Intake (+)<sup>4</sup></b>	<b>960</b>	790	620	480	460	450	420	60
<b>Outflow (-)</b>	<b>11 560</b>	<b>11 500</b>	<b>13 200</b>	<b>14 960</b>	<b>14 890</b>	<b>14 930</b>	<b>14 920</b>	<b>2 250</b>
<i>of which Voluntary Outflow<sup>5</sup></i>	<i>3 950</i>	<i>4 260</i>	<i>4 980</i>	<i>5 540</i>	<i>5 530</i>	<i>5 560</i>	<i>5 550</i>	<i>910</i>
<i>of which Redundancy<sup>6</sup></i>	-	-	600	2 060	2 060	2 080	2 140	110
<b>LTA Outflow (-)<sup>4</sup></b>	<b>1,080</b>	730	630	400	390	370	360	40
Strength at end of period <sup>7</sup>	108 920	106 240	104 250	99 420	99 730	99 380	98 760	98 760
<b>Royal Air Force</b>								
Strength at start of period	43 560	44 050	42 460	40 160	40 000	39 830	39 590	37 030
<b>Intake (+)</b>	<b>3 460</b>	<b>1 410</b>	<b>1 390</b>	<b>1 300</b>	<b>1 310</b>	<b>1 340</b>	<b>1 420</b>	<b>300</b>
<b>LTA Intake (+)<sup>4</sup></b>	-	-	-	-	-	-	-	-
<b>Outflow (-)</b>	<b>2 990</b>	<b>3 010</b>	<b>3 850</b>	<b>4 290</b>	<b>4 280</b>	<b>4 300</b>	<b>4 320</b>	<b>630</b>
<i>of which Voluntary Outflow<sup>5</sup></i>	<i>1 070</i>	<i>1 070</i>	<i>1 320</i>	<i>1 430</i>	<i>1 430</i>	<i>1 460</i>	<i>1 470</i>	<i>300</i>
<i>of which Redundancy<sup>6</sup></i>	-	-	440	980	980	980	970	20
<b>LTA Outflow (-)<sup>4</sup></b>	<b>10</b>	-	-	-	-	-	-	-
Strength at end of period <sup>7</sup>	44 050	42 460	40 000	37 160	37 030	36 860	36 680	36 680

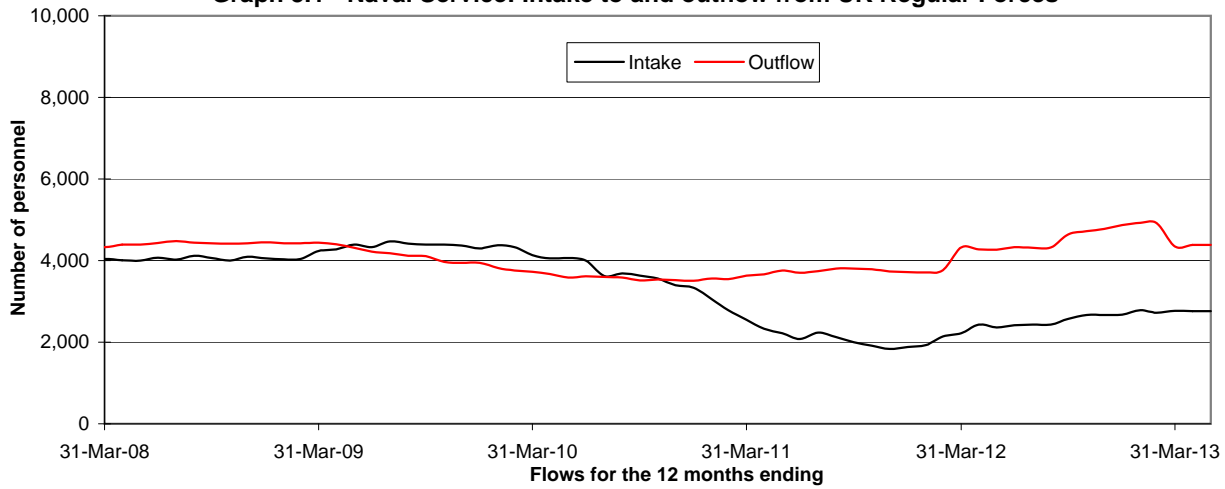
Source: Defence Statistics (Tri-Service)

1. Figures show Intake to UK Regular Forces, both trained and untrained, which comprises new entrants, re-entrants, direct trained entrants (including professionally qualified officers) and intake from the reserves. They exclude all movements within the Regular Forces; including flows from untrained to trained strength, transfers between Services and flows from ranks to officer due to promotion.
2. Figures show Outflow from UK Regular Forces, both trained and untrained, including personnel leaving the Services, deaths, recalled reservists on release and outflow to the Home Service battalions of the Royal Irish Regiment (which disbanded on 31 March 2008). They do not include promotion from ranks to officers or flows between Services.
3. UK Regular Forces comprises trained and untrained personnel. It does not include Gurkhas, Full Time Reserve personnel and mobilised reservists.
4. Long Term Absentees (LTAs) are service personnel who have been absent without leave (AWOL) for more than 21 days.
5. Voluntary Outflow is defined as all exits from trained personnel which are voluntarily generated by the individual before the end of their agreed engagement or commission period.
6. Redundancy figures presented will not match those published in the Quarterly Personnel Report (QPR) due to the inclusion of both Trained and Untrained Personnel.
7. Strengths at the end of the period may not equal the sum of the strength at the beginning of the period and intervening intake and outflow. This is due to movements between Services.
8. From 1 April 2009 onwards, Army intake figures include transfers from the Gurkhas to the UK Regular Forces.

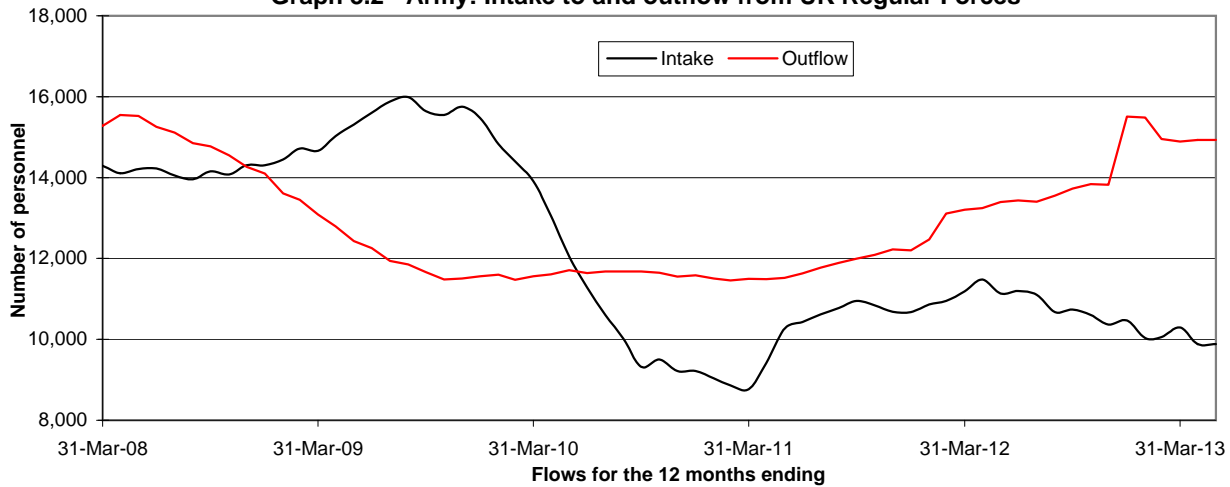
Data from the Joint Personnel Administration System for May 2009 to October 2011 have been reviewed and finalised, therefore some figures may differ from previous publications. Please see the introduction for more details.

## Intake to and Outflow from UK Regular Forces

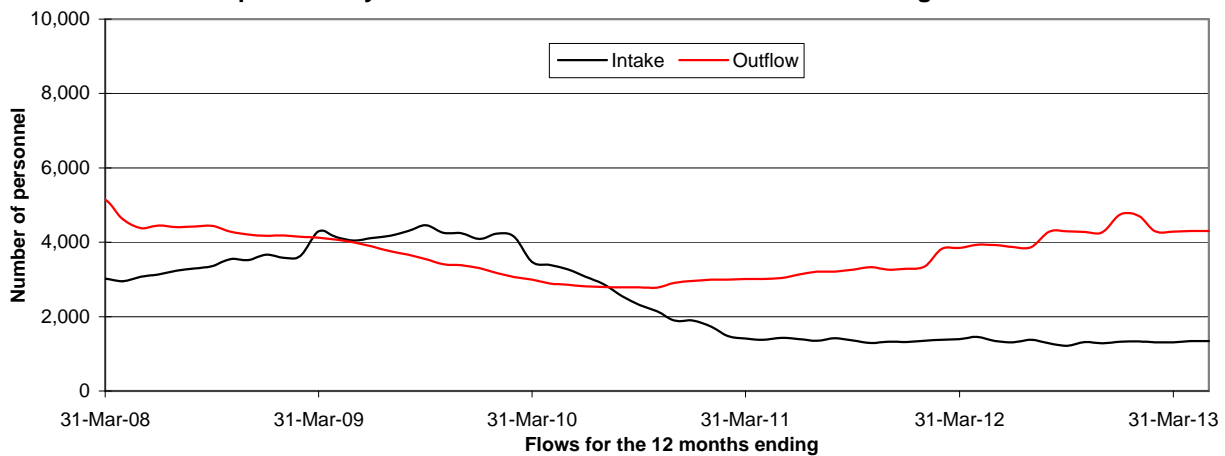
**Graph 3.1 - Naval Service: Intake to and outflow from UK Regular Forces**



**Graph 3.2 - Army: Intake to and outflow from UK Regular Forces**



**Graph 3.3 - Royal Air Force: Intake to and outflow from UK Regular Forces**



Prior to year ending 31 March 2007, Army outflow included the net flow of personnel from the Regular Armed Forces to Long Term Absentee (LTA). Post 31 March 2007 outflow does not include this flow to LTA. See Glossary for more details.

For graphs showing the intake to and outflow from the UK Armed Forces by Service see graphs 5.1, 5.2, 5.3, 7.1, 7.2 and 7.3 in the UK Armed Forces Quarterly Personnel Report which can be found at [www.dasa.mod.uk](http://www.dasa.mod.uk).



**Table 4 - Voluntary Outflow<sup>1</sup> (VO) from trained UK Regular Forces**

	Financial Year			12 month period ending			
	2009/10	2010/11	2011/12	2013 28 Feb	2013 31 Mar	2013 30 Apr	2013 31 May
<b>All Services</b>							
<b>Officers</b>							
VO number	820	840	1,000	1,080	1,080	1,090	1,110
VO rate <sup>2</sup>	2.9	2.9	3.5	3.9	3.9	4.0	4.1
<b>Other Ranks</b>							
VO number	5 580	5 820	6 750	7 700	7 720	7 810	7 760
VO rate <sup>2</sup>	3.9	4.0	4.8	5.7	5.7	5.8	5.8
<b>Naval Service</b>							
<b>Officers</b>							
VO number	220	190	200	240	240	240	240
VO rate <sup>2</sup>	3.4	2.9	3.1	3.7	3.7	3.8	3.9
<b>Other Ranks</b>							
VO number	1 160	1 140	1 250	1 580	1 610	1 640	1 600
VO rate <sup>2</sup>	4.1	4.0	4.4	6.0	6.2	6.4	6.2
<b>Army</b>							
<b>Officers</b>							
VO number	450	480	560	640	640	640	640
VO rate <sup>2</sup>	3.2	3.4	4.1	4.8	4.8	4.8	4.9
<b>Other Ranks</b>							
VO number	3 500	3 780	4 420	4 910	4 890	4 930	4 910
VO rate <sup>2</sup>	4.2	4.5	5.4	6.1	6.1	6.2	6.2
<b>Royal Air Force</b>							
<b>Officers</b>							
VO number	160	180	230	210	210	220	220
VO rate <sup>2</sup>	1.8	2.1	2.8	2.6	2.6	2.7	2.8
<b>Other Ranks</b>							
VO number	910	900	1,090	1 220	1 220	1 250	1 250
VO rate <sup>2</sup>	2.9	2.8	3.5	4.2	4.2	4.3	4.4

Source: Defence Statistics (Tri-Service)

1. Voluntary Outflow is defined as all exits from Trained UK Regular Forces which are voluntarily generated by the individual before the end of their agreed engagement or commission period.

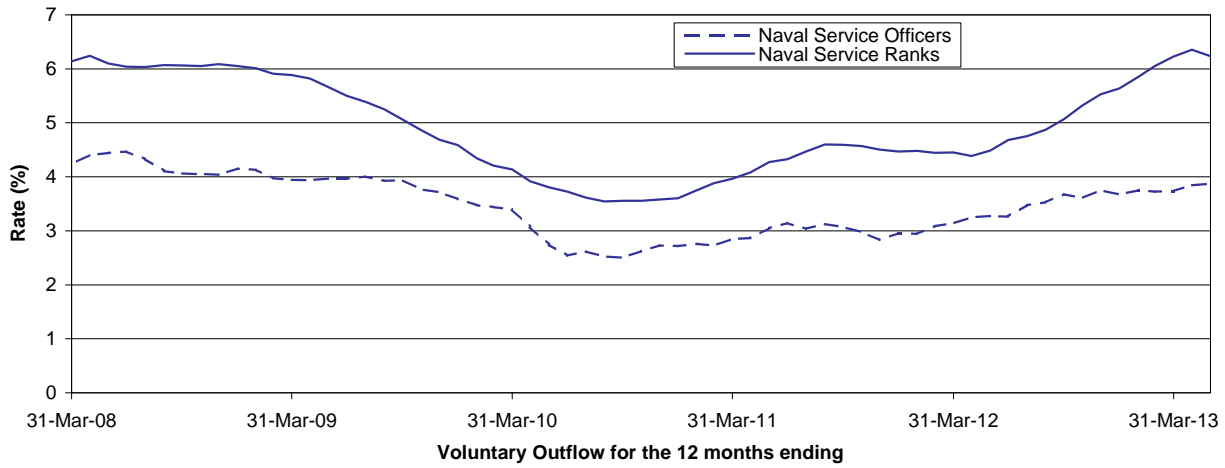
2. VO rate is the percentage of the trained UK Regular Forces that left as VO.

Data from the Joint Personnel Administration System for May 2009 to October 2011 have been reviewed and finalised, therefore some figures may differ from previous publications. Please see the introduction for more details.

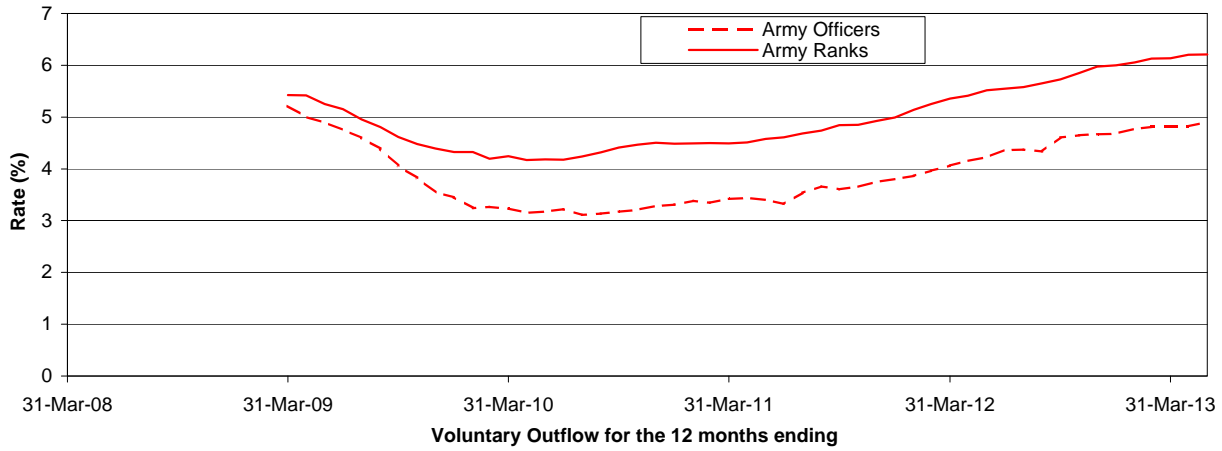
For more information on Voluntary Outflow from UK Regular Forces, see tables 8a and 8b in the UK Armed Forces Quarterly Personnel Report which can be found at [www.dasa.mod.uk](http://www.dasa.mod.uk).

## Voluntary Outflow (VO) from UK Regular Forces

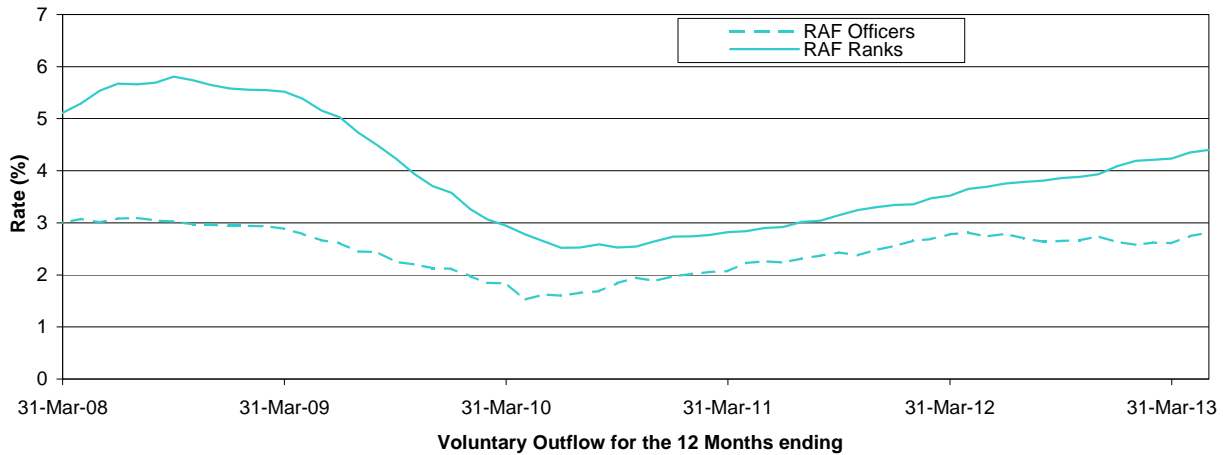
**Graph 4.1: Naval Service VO rate as a percentage of average trained strength**



**Graph 4.2: Army VO rate<sup>1</sup> as a percentage of average trained strength**



**Graph 4.3: Royal Air Force VO rate as a percentage of average trained strength**



1. Army reasons for exit, including VO, are unavailable from the 12 month period ending 31 March 2007 to the 12 month period ending 31 December 2008.

Tables showing data on Voluntary Outflow from 12 months ending 31 March 2006 to 31 March 2007 are shown in TSP 4 tables 12 and 13 which can be found at [www.dasa.mod.uk](http://www.dasa.mod.uk).

## Glossary

**FTRS** (Full-Time Reserve Service) are personnel who fill Service posts for a set period on a full-time basis while being a member of one of the reserve Services, either as an ex-regular or as a volunteer. An FTRS reservist on:

- **Full Commitment (FC)** fulfils the same range of duties and deployment liability as a Regular Service person;
- **Limited Commitment (LC)** serves at one location but can be detached for up to 35 days a year;
- **Home Commitment (HC)** is employed at one location and cannot be detached elsewhere.

Each Service uses FTRS personnel differently:

The Naval Service predominantly uses FTRS to backfill gapped regular posts. However, they do have a small number of FTRS personnel that are not deployable for operations overseas. There is no distinction made in terms of fulfilling baseline Liability posts between FTRS Full Commitment (FC), Limited Commitment (LC) and Home Commitment (HC).

The Army employ FTRS(FC) and FTRS(LC) to fill Regular Army Liability (RAL) posts as a substitute for Regular personnel for set periods of time. FTRS(HC) personnel cannot be deployed to operations and are not counted against RAL.

The RAF consider that FTRS(FC) can fill regular RAF Liability posts but have identified separate liabilities for FTRS(LC) and FTRS(HC).

**Gurkhas** are recruited and employed in the British and Indian Armies under the terms of the 1947 Tri-Partite Agreement (TPA) on a broadly comparable basis. They remain Nepalese citizens but in all other respects are full members of HM Forces. Since 2008, Gurkhas are entitled to join the UK Regular Forces after 5 years of service and apply for British citizenship.

**Intake to UK Regular Forces** (as defined in table 3) comprises new entrants, re-entrants, direct trained entrants (including professionally qualified officers) and intake from the reserves. It excludes all movements within the Regular Forces; including flows from the untrained to trained strength, transfers between Services and flows from ranks to officer due to promotion.

**Joint Personnel Administration JPA** is the system used by the Armed Forces to deal with matters of pay, leave and other personal administrative tasks. JPA replaced a number of single-service IT systems and was implemented in April 2006 for RAF, November 2006 for Naval Service and April 2007 for Army.

**Liability** is the requirement for Armed Forces personnel. The Monthly Personnel Report presents the "Regular Liability" in Table 1.

**Long Term Absentees (LTAs)** are service personnel who have been Absent without leave (AWOL) for more than 21 days.

**Mobilised Reservists** are reserves who have been called into full-time service with the Regular Forces on military operations.

**Naval Service** comprises the Royal Navy (including the Queen Alexandra's Royal Naval Nursing Service) and the Royal Marines combined.

**Operational Commitment Establishment (Reserve) (OCE(R))** FTRS(FC) personnel that are deployed to operations can be moved into OCE(R) posts. While they are filling OCE(R) positions, FTRS(FC) personnel are not counted against Regular Army Liability. These are

reported in Table 2 as *FTRS personnel serving against an additional requirement* along with non-deployable FTRS as defined above.

**Outflow from UK Regular Forces** includes personnel leaving the Services, deaths, recalled reservists on release and outflow to the Home Service battalions of the Royal Irish Regiment (which disbanded on 31 March 2008). They do not include promotion from ranks to officers or flows between Services.

Prior to year ending 31 March 2009, Army outflow included the net flow of personnel from the Regular Armed Forces to Long Term Absentee (LTA). Post year ending 31 March 2009 outflow does not include this flow to LTA.

**Trained Strength** comprises military personnel who have completed Phase 1 and 2 training.

- **Phase 1** Training includes all new entry training to provide basic military skills.
- **Phase 2** Training includes initial individual specialisation, sub-specialisation and technical training following Phase 1 training prior to joining the trained strength.

**UK Regulars** are full time Service personnel, including Nursing Services, but excluding FTRS personnel, Gurkhas, Naval activated Reservists, mobilised Reservists, MPGS and NRPS. Unless otherwise stated, includes trained and untrained personnel.

**Untrained strength** comprises military personnel who have yet to complete Phase 2 training.

**Voluntary Outflow** is defined as all exits from trained personnel which are voluntarily generated by the individual before the end of their agreed engagement or commission period.