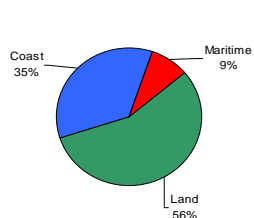


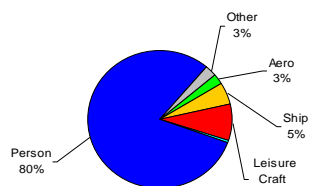
6. Callouts by Location & Category (UK & Overseas)

		Location			Total	Category								Total	
		Civ	Mil	Total		Aero	Ship	Leisure Craft	Rig	Beacon	Flares	Person	Other		
Rescue	Civ	4	4	8	-	-	3	-	-	-	-	-	6	-	9
Search-Rescue	Civ	2	1	3	-	-	1	-	-	-	-	-	3	-	4
Medrescue	Civ	63	27	90	1	7	4	1	-	-	-	87	-	100	
Search-Medrescue	Civ	4	1	5	-	-	-	-	-	-	-	5	-	5	
Medtransfer	Civ	13	-	13	-	-	-	-	-	-	-	13	-	13	
Recovery	Civ	-	-	-	-	-	-	-	-	-	-	-	-	-	
Search-Recovery	Civ	1	-	1	-	-	-	-	-	-	-	1	-	1	
Transfer	Civ	-	-	-	-	-	-	-	-	-	-	-	-	-	
Civ Aid	Civ	4	-	4	-	-	-	-	-	-	1	3	4	4	
Search	Civ	9	12	21	1	-	3	-	-	-	-	17	-	21	
Top Cover	Civ	-	3	3	-	1	1	-	-	-	-	2	-	4	
Assist	Civ	2	3	5	-	1	1	-	-	-	-	4	-	6	
Search-Assist	Civ	5	-	5	-	-	-	-	-	-	-	5	-	5	
Recall	Civ	12	21	33	4	1	3	-	-	-	-	27	-	35	
Not Req	Civ	6	7	13	-	1	3	-	-	-	-	11	-	15	
False Alarm	Civ	1	2	3	-	-	-	-	-	-	-	3	-	3	
Hoax	Civ	-	2	2	-	-	-	-	-	-	-	2	-	2	
Precaution	Civ	-	-	-	-	-	-	-	-	-	-	-	-	-	
Aborted	Civ	2	-	2	-	-	-	-	-	-	-	2	-	2	
Search-Aborted	Civ	-	-	-	-	-	-	-	-	-	-	-	-	-	
Total Civil		128	83	211	6	11	19	1	-	-	-	189	3	229	
Total Military		4	-	4	-	1	1	-	-	-	-	1	3	6	
Total Callouts		132	83	215	6	12	20	1	-	-	-	190	6	235	

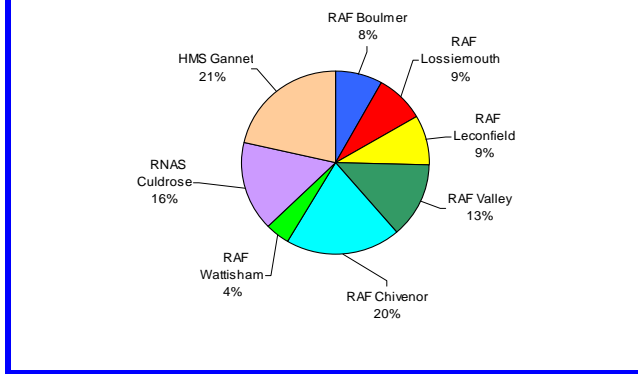
Callouts by Location



Callouts by Category



7. UK Helicopters - Persons Moved by Unit

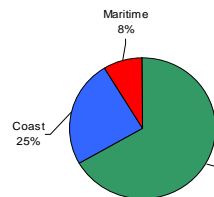


8. Persons moved by Location and Category (UK & O/S)

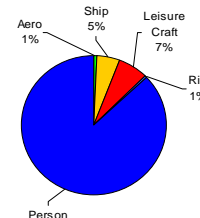
		Location				Total	Category						Total
		Civ	Mil	Total	Aero		Ship	Leisure Craft	Rig	Person	Other		
Rescue	Civ	10	6	16	-	-	-	5	-	12	-	17	
Search-Rescue	Civ	4	1	5	-	-	-	1	-	5	-	6	
Medrescue	Civ	67	30	97	1	7	4	1	94	-	107		
Search-Medrescue	Civ	5	1	6	-	-	-	-	6	-	6		
Medtransfer	Civ	14	-	14	-	-	-	-	14	-	14		
Recovery	Civ	-	-	-	-	-	-	-	-	-	-		
Search-Recovery	Civ	1	-	1	-	-	-	-	1	-	1		
Transfer	Civ	-	-	-	-	-	-	-	-	-	-		
Total Civil		101	38	139	1	7	10	1	132	-	151		
Total Military		1	-	1	-	-	-	-	1	-	2		
Total Persons		102	38	140	1	7	10	1	133	-	153		

Persons are not attributed to categories: Civ Aid, Search, Top Cover, Assist, Recall, Not Required, False Alarm, Hoax, Precaution, Aborted.

Persons by Location



Persons by Category



9. SAR Flying Hours

Month Totals	RAF UK 202 & 22 Sqn	RAF Falklands 78 Sqn	RAF Cyprus 84 Sqn	RAF Total	RN UK HMS Gannet & 771 Sqn
Hours Flown (SAR)	202.35	0.00	15.42	218.17	99.46
Number of Callouts	152	0	8	160	72
Average SAR Sortie Length	1.20	-	1.58	1.22	1.23
Cumulative	986.40	29.50	42.24	1058.54	511.53
Number of Callouts	618	16	18	652	335
Average SAR Sortie Length	1.36	1.52	2.21	1.37	1.32

Times are expressed in Hours and Minutes.

10. Average Flying Hours & MRT Man Hours

Unit	Flying Hours		Man Hours	
	Civ	Mil	Civ	Mil
RAF Boulmer	1.35	-	Kinloss	182
RAF Chivenor	0.49	-	Leeming	-
RAF Leconfield	1.43	-	Leuchars	-
RAF Lossiemouth	1.52	-	Valley	17
RAF Valley	1.18	-	Other	-
RAF Wattisham	1.19	-	Total	199
RNAS Culdrose	1.19	2.50		
HMS Gannet SAR Flight	1.24	1.10		
UK Other Helicopters	-	-		
Cyprus	2.27	1.29		
Falklands	-	-		

Flying time excludes periods where an aircraft lands, whether the engines are shut down or not.

Times are expressed in Hours and Minutes.

DASA is keen to listen to its customers and will continue to seek opportunities for improvement. We will be happy to receive and consider your comments on any of the reports we produce. The DASA SMG SAR team is:

Edd Byrne Tel: 01225 472113 Neil Chivers Tel: 01225 468229
Jason Stone Tel: 01225 472514

E Mail: DASA-SMG Asst Methodologist 1b C (MoD Internal)
Edd byrne@dasa.mod.uk (external)

DASA-DEPSA EPAC EPA Corporate Officer (MoD Internal)
Neil.chivers@dasa.mod.uk (external)

DASA-SMG Methodologist 1 C (MoD Internal)
Jason.stone@dasa.mod.uk (external)

DASA (Statistical Methodology Group)

Spur 8 Beckford Block

Enleigh, Bath, BA1 5AB

defence analytical services & advice