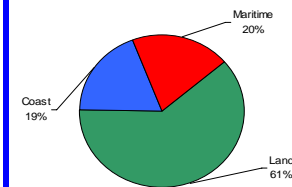


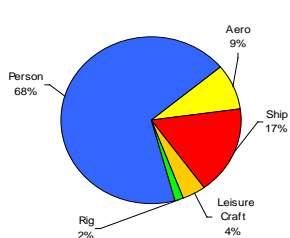
6. Callouts by Location & Category (UK & Overseas)

		Location			Total	Category								Total		
		Civ	Mil	Total		Aero	Ship	Leisure Craft	Rig	Beacon	Flares	Person	Other			
Rescue	Civ	2	1	3	-	1	-	-	-	-	-	-	-	-	-	4
Search-Rescue	Civ	2	-	2	-	-	-	-	-	-	-	-	-	-	-	2
Medrescue	Civ	17	5	22	-	10	-	1	-	-	-	-	-	-	-	29
Search-Medrescue	Civ	2	-	2	-	-	-	-	-	-	-	-	-	-	-	2
Medtransfer	Civ	16	-	16	-	-	-	-	-	-	-	-	-	-	-	16
Recovery	Civ	-	-	-	-	-	-	-	-	-	-	-	-	-	-	-
Search-Recovery	Civ	1	-	1	-	-	-	-	-	-	-	-	-	-	-	1
Transfer	Civ	-	-	-	-	-	-	-	-	-	-	-	-	-	-	-
Civil Aid	Civ	-	-	-	-	-	-	-	-	-	-	-	-	-	-	-
Search	Civ	10	5	15	3	4	2	-	-	-	-	-	-	-	-	23
Top Cover	Civ	-	2	2	-	1	-	-	-	-	-	-	-	-	-	3
Assist	Civ	-	-	-	-	-	-	-	-	-	-	-	-	-	-	-
Search-Assist	Civ	5	1	6	1	-	1	-	-	-	-	-	-	-	-	6
Recalled	Civ	8	7	15	2	3	-	1	-	-	-	-	-	-	-	18
Not Required	Civ	2	2	4	-	-	-	-	-	-	-	-	-	-	-	4
False Alarm	Civ	-	-	-	-	-	-	-	-	-	-	-	-	-	-	-
Hoax	Civ	-	-	-	-	-	-	-	-	-	-	-	-	-	-	-
Precaution	Civ	1	-	1	1	-	1	-	-	-	-	-	-	-	-	2
Aborted	Civ	2	-	2	-	-	-	-	-	-	-	-	-	-	-	2
Search-Aborted	Civ	1	-	1	1	-	-	-	-	-	-	-	-	-	-	1
Total Civil		69	23	92	8	19	5	2	-	-	-	-	-	-	-	113
Total Military		6	-	6	3	2	-	-	-	-	-	-	-	-	-	9
Total Callouts		75	23	98	11	21	5	2	-	-	-	-	-	-	-	122

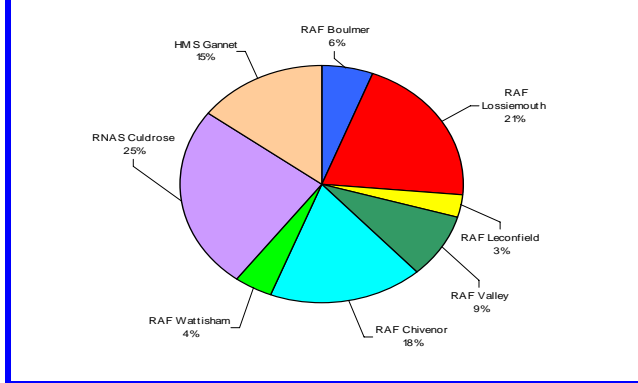
Callouts by Location



Callouts by Category



7. UK Helicopters - Persons Moved by Unit

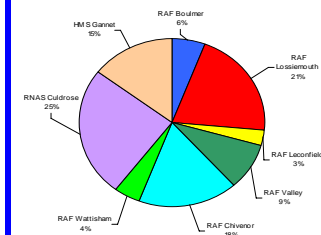


8. Persons moved by Location and Category (UK & O/S)

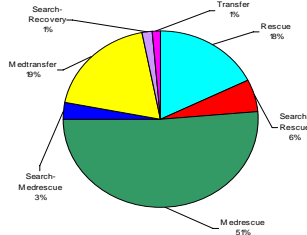
		Location				Total	Category						Total			
		Civ	Mil	Total	Aero		Ship	Leisure Craft	Rig	Person	Other					
Rescue	Civ	6	1	7	-	5	-	-	-	-	-	-	-	-	-	12
Search-Rescue	Civ	4	-	4	-	-	-	-	-	-	-	-	-	-	-	4
Medrescue	Civ	22	5	27	-	10	-	1	-	-	-	-	-	-	-	34
Search-Medrescue	Civ	2	-	2	-	-	-	-	-	-	-	-	-	-	-	3
Medtransfer	Civ	14	-	14	-	-	-	-	-	-	-	-	-	-	-	14
Recovery	Civ	-	-	-	-	-	-	-	-	-	-	-	-	-	-	-
Search-Recovery	Civ	1	-	1	-	-	-	-	-	-	-	-	-	-	-	1
Transfer	Civ	-	-	-	-	-	-	-	-	-	-	-	-	-	-	-
Total Civil		49	6	55	1	15	1	1	1	50	-	-	-	-	-	67
Total Military		1	-	1	3	2	-	-	-	2	-	-	-	-	-	4
Total Persons		50	6	56	4	17	1	1	1	52	-	-	-	-	-	71

Persons are not attributed to categories: Civ Aid, Search, Top Cover, Assist, Recall, Not Required, False Alarm, Hoax, Precaution, Aborted.

Persons by Location



Persons by Category



9. SAR Flying Hours

Month Totals	RAF UK 202 & 22 Sqn	RAF Falklands 78 Sqn	RAF Cyprus 84 Sqn	RAF Total	RN UK HMS Gannet & 771 Sqn
Hours Flown (SAR)	146.40	9.30	1.00	157.10	57.10
Number of Callouts	78	7	2	87	33
Average SAR Sortie Length	1.53	1.21	0.30	1.48	1.44
Annual Total (Cumulative)	384.05	25.12	3.25	412.42	175.10
Number of Callouts	217	17	4	238	105
Average SAR Sortie Length	1.46	1.29	0.51	1.44	1.40

Times are expressed in Hours and Minutes.

10. Average Flying Hours & MRT Man Hours

Unit	Flying Hours		Unit	Man Hours	
	Civ	Mil		Civ	Mil
RAF Boulmer	1.48	3.20	Kinloss	-	-
RAF Chivenor	1.20	-	Leeming	-	-
RAF Leconfield	1.17	-	Leuchars	6	51
RAF Lossiemouth	3.04	-	Valley	-	-
RAF Valley	1.37	-	Other	-	-
RAF Wattisham	2.16	2.35	Total	6	51
RNAS Cudrose	1.29	2.03			
HMS Gannet	1.52	-			
UK Other Helicopters	-	-			
Cyprus	0.30	-			
Falklands	1.40	1.08			
Overseas Other Helicopters	-	-			

Flying time excludes periods where an aircraft lands, whether the engines are shut down or not.

Times are expressed in Hours and Minutes.

DASA is keen to listen to its customers and will continue to seek opportunities for improvement. We will be happy to receive and consider your comments on any of the reports we produce. The DASA Price Indices SAR team is:

Daniel Turner Tel: 030 679 34524

Paul Sherwood Tel: 030 679 34553

E Mail: DASADESA-PI-1@mod.uk

DASADESA-PI-OutputMgr@mod.uk

DASA (Price Indices)
Mailpoint 6229, Oak 2E
Abbey Wood, Bristol, BS34 8SJ

defence analytical services & advice