

Military Search and Rescue Quarterly Statistics 2012 Quarter 1



MINISTRY OF DEFENCE

Published: 3 May 2012

Coverage

United Kingdom, Cyprus, Falkland Islands

Theme

Defence

Issued by

Defence Analytical Services and Advice
Ministry of Defence
Oak 2E, Abbey Wood
Bristol BS34 8SJ

Internet

www.dasa.mod.uk

Enquiries

Press Office
020 721 83255

Responsible Statistician

DASA DESA Price Indices - Head of Branch
030 679 32100
dasadesa-pi-hob@mod.uk

Other Statistical Enquiries

DASA DESA Price Indices - Analyst 1
030 679 34524
dasadesa-pi-1@mod.uk

defence analytical services and advice

Military SAR Statistics

This report covers military Search and Rescue (SAR) activities. There is a strong seasonal pattern to SAR callouts, with the peak activity occurring in quarter 3, corresponding to the warmer summer months. The long term trend shows that SAR callouts peaked in 2009, and since then there has been a reduction in callout numbers, reverting towards the long term average. Over the past ten years, annual callout numbers have averaged 1959. During 2011, there were 1921 callouts.

Key Points

- Between January and March 2012, military Search and Rescue units attended 320 incidents resulting in 338 callouts. Since 2011 Q1, this represents a 6% decrease in both incidents and callouts.
- During 2012 Q1 299 persons were moved. This is broadly similar to the number of persons moved in 2011 Q1(295). The number of persons moved in 2012 Q1 was high compared to the number of callouts in the quarter. This was the result of a number of incidents in which a large number of persons were moved. The largest number of persons moved was from an incident in March, where 49 people were evacuated from a venting oil rig in the North Sea.
- The number of callouts this quarter was the lowest for any quarter since 2004 Q4 (308 callouts). Over the past ten years, the average number of Q1 callouts has been 389. The 2012 Q1 callout number of 338 is 13% below the long term Q1 average.
- During 2012 Q1, there was an annual increase in the number of callouts requested by the ambulance service (19% increase on 2011 Q1), while callouts requested by the coastguard and police both fell. This increase in ambulance callouts is also reflected by the increase in the number of Medrescues (the transfer of a sick or injured person from a hostile environment to a recognised medical facility) since 2011 Q1 (a 16% increase).
- The unit which attended the most callouts this quarter was HMS Gannet. Over the past five years Gannet has typically been the unit that attends the most incidents. This is due to the large number of incidents occurring within the vicinity of Gannet, such as those in the Scottish Highlands.
- Callouts on land and coast both show a strong seasonal pattern with the peak callouts numbers generally falling in Q3 each year. Maritime callouts show less seasonality, with no clear peaks during the year. Over the past five years, the average number of quarterly maritime callouts has been 64, ranging from 36 to 102. The 2012 Q1 figure of 48 is therefore below the historical average.
- 95% of both callouts and persons moved during 2012 Q1 were to civilian incidents, and 5% to military incidents. Over the past five years the average proportion of civilian persons moved has been 95%. An exception to this long term average ratio was in 2008 Q1, when 90 military personnel were rescued from inclement weather in an incident in the Falkland Islands.

What is included in this report

This report covers military SAR activities for 2012 Q1. It includes details of the activities of UK military SAR helicopters, RAF SAR helicopters operating in Cyprus and the Falkland Islands, and military MRT units. It also provides a summary of MCA helicopter callouts. Additionally, military SAR reports are produced on a monthly and annual basis, available at the following links:

<http://www.dasa.mod.uk/index.php?pub=SAR-REPORT-MONTHLY>
<http://www.dasa.mod.uk/index.php?pub=SAR-REPORT-ANNUAL>

The report includes counts of the number of incidents, callouts and persons moved in the previous quarter. It also includes time series representations of quarterly incidents, callouts and persons moved since 2002 Q1.

Incidents are emergencies attended by Royal Navy or Royal Air Force units whose primary task is SAR, plus other military aircraft and ships that are available to the Aeronautical Rescue Co-ordination Centre (ARCC).

Each SAR unit attending an incident is described as a *callout*. An incident may result in one or more callouts.

Persons moved involves moving people from a hostile environment to a safe environment, or to a medical facility to receive urgent medical attention. It may also involve moving individuals between medical facilities at the request of the NHS.

The data source for this report is a weekly download from the ARCC database. Every incident recorded by the ARCC is included in these tables. Incident data from Cyprus and the Falklands is received by email on an ad hoc basis and may be incomplete. All data is validated and checked by DASA on receipt. Further details are available in DASA's SAR Background Quality Report. This also includes details of internal and external users of the reports, including a summary of their requirements and how well DASA's reports meet these requirements.

<http://www.dasa.mod.uk/applications/newWeb/www/apps/publications/pubViewFile.php?content=2100&date=2012-01-23&type=pdf&PublishTime=09:30:00>

Introduction

Military Search and Rescue

The military Search and Rescue (SAR) service exists primarily to assist military personnel in difficulty, although the majority of its work involves assisting civilians in distress, both on land and at sea (data on the split between civilian and military callouts is presented on page 6). SAR coverage for the United Kingdom and a large area of the surrounding sea is provided 24 hours a day and 365 days a year by the RAF and the Royal Navy.

UK Helicopters

The UK military SAR aeronautical coverage currently consists of RAF and Royal Navy SAR Sea King helicopters operating from eight locations around the UK (RAF Boulmer, RAF Lossiemouth, RAF Leconfield, RAF Valley, RAF Chivenor, RAF Wattisham, RNAS Culdrose and HMS Gannet). The military SAR force operates 24 hours a day. It provides coverage throughout the UK, and also covers an area extending from the Faroe Islands in the north, the English Channel in the south, about half way across the North Sea to the east and halfway across the Atlantic Ocean to the west.

The UK SAR helicopter coverage is coordinated by the Aeronautical Rescue Coordination Centre (ARCC) based at RAF Kinloss.

Mountain Rescue Teams

The RAF has four mountain rescue teams (MRT), based at RAF Kinloss, RAF Leuchars, RAF Leeming and RAF Valley. The MRT units provide land rescues, primarily over the mountain regions of the UK. Military MRT units are coordinated by the ARCC, and often work in conjunction with helicopter units.

Overseas Helicopters

A SAR service is also provided by two overseas bases, at RAF Akrotiri in Cyprus and RAF Mount Pleasant in the Falkland Islands.

Further information on the UK's military SAR coverage is available at:

<http://www.raf.mod.uk/rafsearchandrescue/>

<http://www.royalnavy.mod.uk/Operations/Enduring-Operations/UK/Search-and-Rescue>

Other Search and Rescue

In addition to the RAF and Royal Navy, a number of non-military organisations provide SAR coverage throughout the UK. The activities of most of these non-military organisations is outside the scope of this report, however background information on some of the organisations involved is provided below.

Maritime and Coastguard Agency

In addition to the eight military aeronautical SAR units, additional aeronautical SAR coverage is provided by four Maritime and Coastguard Agency (MCA) helicopter units. Although these are not part of the military SAR service, the MCA helicopters are coordinated by the ARCC at RAF Kinloss, to provide integrated coverage across the UK. A summary of callouts for this quarter is provided in this report.

In addition to its aeronautical coverage, the MCA provides maritime SAR coverage throughout the UK. Details of maritime SAR callouts are not included in this report. Further information is available at:

<http://www.dft.gov.uk/mca/mcga07-home/emergencyresponse/mcga-searchandrescue.htm>

RNLI

The RNLI is a charitable organisation providing 24 hour lifeboat SAR coverage around the coast of the UK and Republic of Ireland, along with a seasonal lifeguard service.

<http://www.rnli.org.uk/>

Mountain Rescue Teams

A number of voluntary Mountain Rescue services operate throughout the UK. These often work in conjunction with the military SAR service. Details of non-military Mountain Rescue callouts are not included in this report. Further information can be found at:

<http://www.mountain.rescue.org.uk/>

<http://www.mrcofs.org/>

Air Ambulance

Air Ambulance services operate throughout the UK, providing emergency medical assistance. Further information is available at:

<http://www.airambulanceassociation.co.uk/>

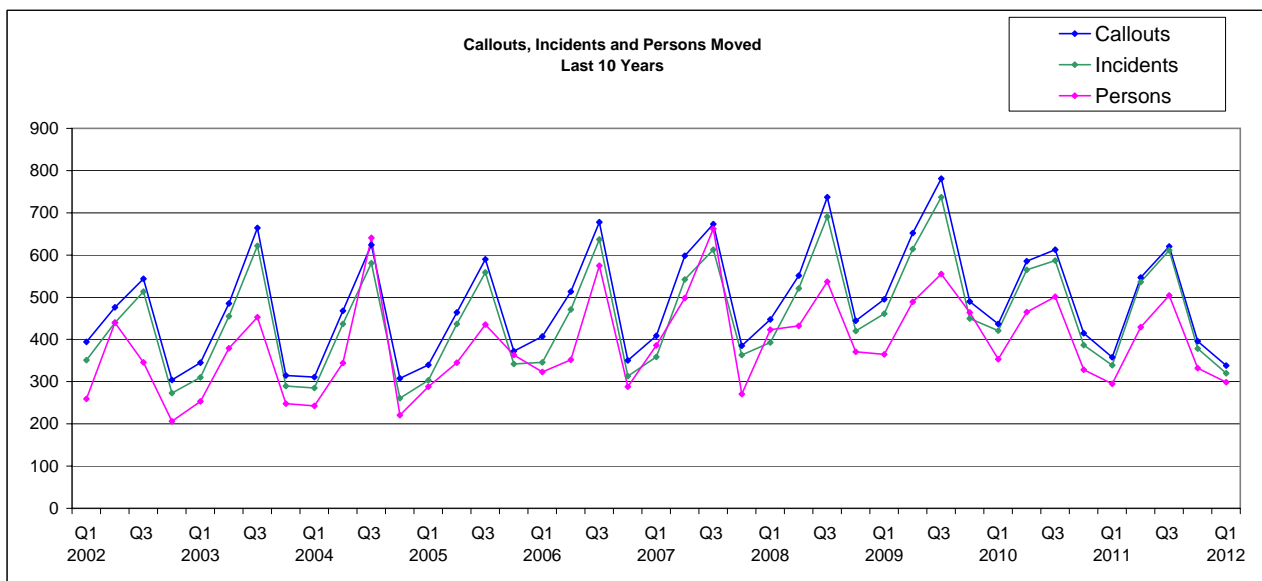
UK & Overseas Search And Rescue Summary

		Total Callouts	UK Helicopters	Overseas Helicopters	Mountain Rescue
2012	Jan	123	116	-	7
	Feb	106	96	6	4
	Mar	109	103	3	3
2012	Q1	338	315	9	14

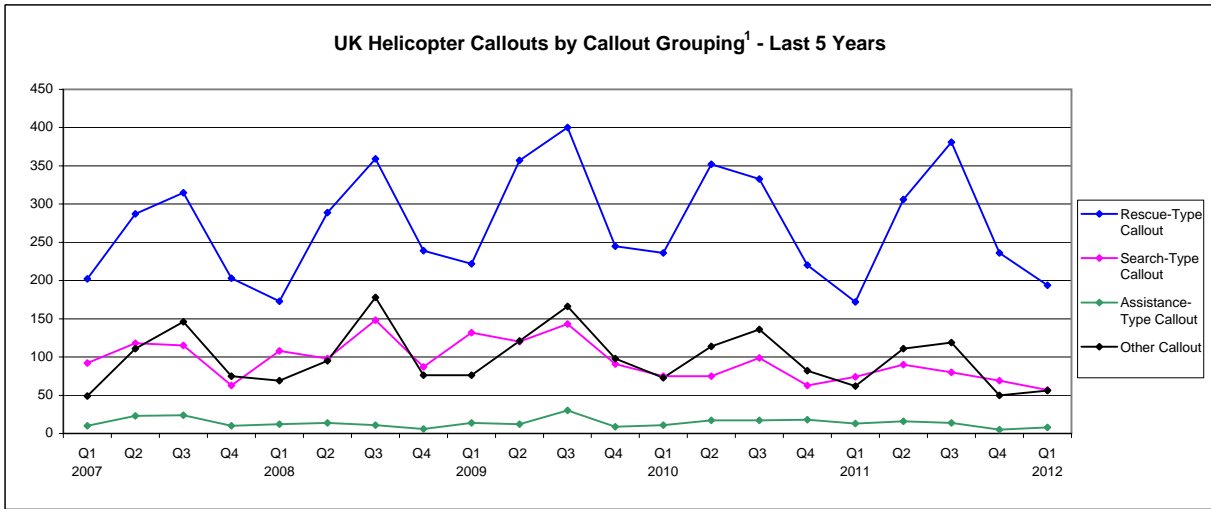
Incidents
114
101
105
320

Persons Moved
93
78
128
299

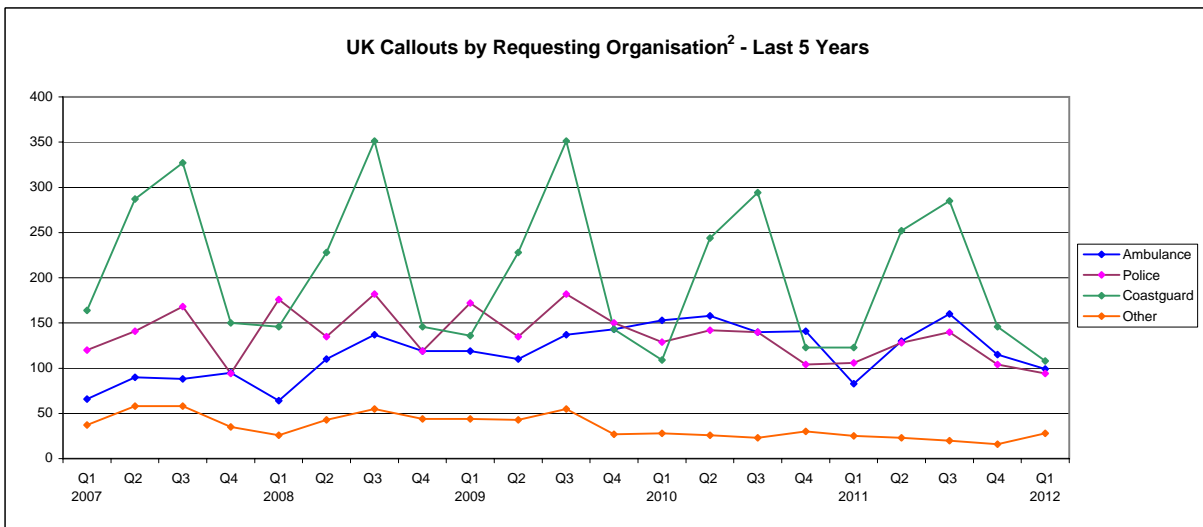
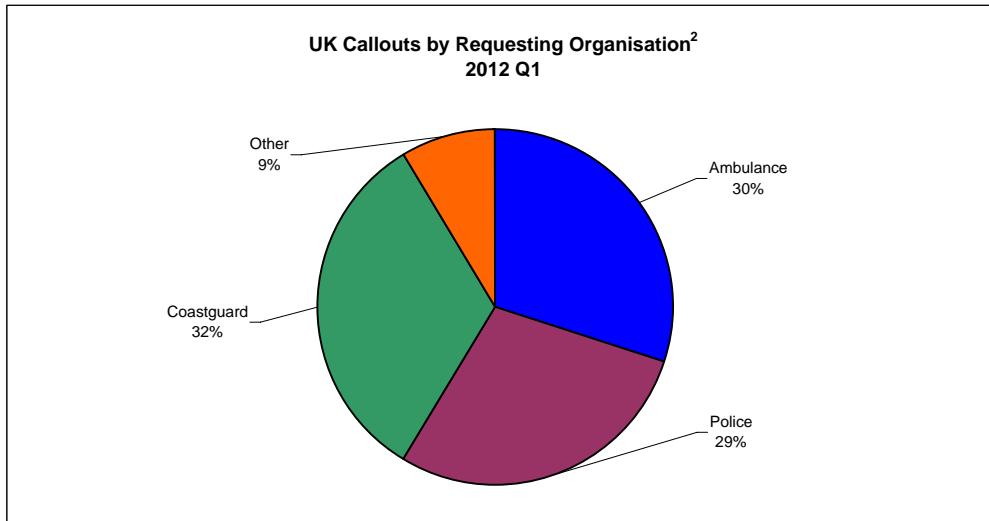
	Incidents			Callouts			Persons Moved		
	All	UK	Overseas	All	UK	Overseas	All	UK	Overseas
2002 Q1	351	341	10	394	384	10	259	249	10
Q2	440	432	8	476	468	8	440	434	6
Q3	513	506	7	544	537	7	346	341	5
Q4	273	265	8	304	295	9	206	200	6
2003 Q1	310	296	14	345	331	14	253	235	18
Q2	455	441	14	485	467	18	379	370	9
Q3	622	603	19	664	633	31	453	446	7
Q4	290	260	30	315	283	32	248	222	26
2004 Q1	285	277	8	311	303	8	243	235	8
Q2	437	418	19	468	445	23	344	332	12
Q3	581	557	24	624	595	29	641	627	14
Q4	261	252	9	308	295	13	221	218	3
2005 Q1	303	292	11	340	328	12	288	275	13
Q2	437	418	19	464	442	22	345	337	8
Q3	559	545	14	590	573	17	435	425	10
Q4	342	329	13	372	359	13	363	347	16
2006 Q1	346	334	12	407	394	13	323	310	13
Q2	471	451	20	513	488	25	352	340	12
Q3	637	612	25	678	651	27	575	560	15
Q4	313	306	7	350	342	8	288	253	35
2007 Q1	359	339	20	409	387	22	386	370	16
Q2	542	524	18	598	572	26	498	488	10
Q3	613	588	25	673	640	33	662	650	12
Q4	363	352	11	385	374	11	271	259	12
2008 Q1	393	361	32	447	412	35	423	304	119
Q2	521	494	27	551	519	32	432	412	20
Q3	691	680	11	737	724	13	537	530	7
Q4	420	406	14	444	428	16	371	361	10
2009 Q1	461	436	25	495	470	25	365	334	31
Q2	614	602	12	652	637	15	489	484	5
Q3	737	725	12	781	768	13	555	552	3
Q4	450	428	22	490	462	28	464	440	24
2010 Q1	421	402	19	437	418	19	353	337	16
Q2	565	553	12	585	570	15	465	462	3
Q3	587	574	13	613	597	16	501	491	10
Q4	387	372	15	415	398	17	328	315	13
2011 Q1	339	319	20	358	337	21	295	283	12
Q2	536	523	13	547	533	14	429	418	11
Q3	611	596	15	620	605	15	504	487	17
Q4	378	363	15	396	381	15	332	313	19
2012 Q1	320	311	9	338	329	9	299	292	7



UK Search and Rescue Summary



1. For definitions of callout groupings see SAR Definitions on page 17

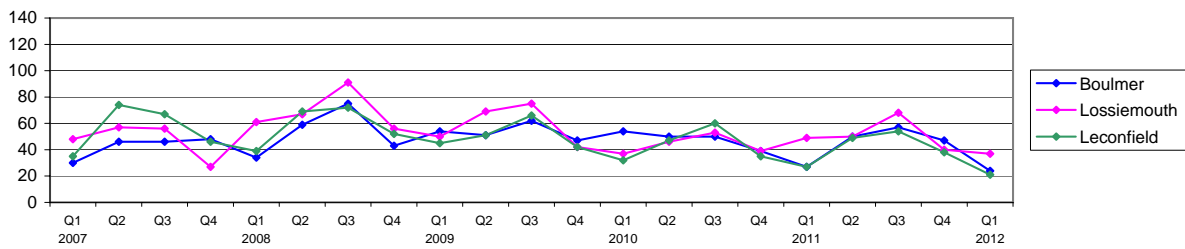


2. The requesting organisation is determined using an automated lookup function which searches for key text within the organisations' name. Within the 'Other' category, there may be a limited number of callouts by either Ambulance, Police or Coastguard due to the automated algorithm used.

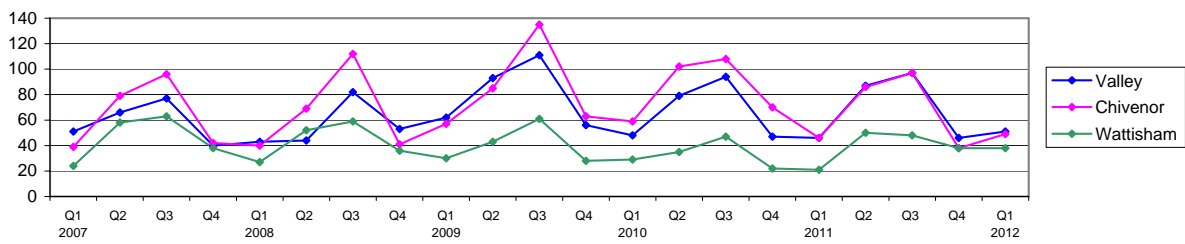
Callouts - Helicopters (UK & Overseas)

	RAF Boulmer	RAF Lossiemouth	RAF Leconfield	RAF Valley	RAF Chivenor	RAF Wattisham	RAF UK Total	RNAS Culdrose	HMS Gannet	RN Total	UK Other	UK Total	Cyprus	Falklands	Overseas Total
Rescue	1	2	1	3	3	1	11	1	-	1	-	12	-	-	-
Search-Rescue	-	1	-	3	-	-	4	-	3	3	-	7	-	-	-
Medrescue	11	17	9	33	23	13	106	14	18	32	-	138	-	3	3
Search-Medrescue	-	2	-	2	3	-	7	-	-	-	-	7	-	-	-
Medtransfer	-	-	4	1	3	5	13	9	16	25	-	38	-	4	4
Recovery	1	-	1	-	-	-	2	1	-	1	-	3	-	-	-
Search-Recovery	-	-	-	-	-	-	-	-	1	1	-	1	-	-	-
Transfer	1	-	-	-	-	-	1	2	-	2	-	3	-	-	-
Civil Aid	-	-	-	-	-	-	-	-	1	1	-	1	-	1	1
Search	3	10	1	2	3	8	27	2	7	9	-	36	-	1	1
Top Cover	1	1	-	-	-	-	2	1	-	1	-	3	-	-	-
Assist	1	-	-	-	-	1	2	1	1	2	-	4	-	-	-
Search-Assist	-	2	-	1	-	-	3	-	2	2	-	5	-	-	-
Recalled	5	-	3	3	8	8	27	1	9	10	-	37	-	-	-
Not Required	-	1	1	1	5	2	10	2	2	4	-	14	-	-	-
False Alarm	-	-	-	-	-	-	-	-	-	-	-	-	-	-	-
Hoax	-	-	1	-	-	-	1	-	-	-	-	1	-	-	-
Precaution	-	-	-	-	-	-	-	-	-	-	-	-	-	-	-
Aborted	-	1	-	1	1	-	3	-	1	1	-	4	-	-	-
Search-Aborted	-	-	-	1	-	-	1	-	-	-	-	1	-	-	-
Total Callouts	24	37	21	51	49	38	220	34	61	95	-	315	-	9	9

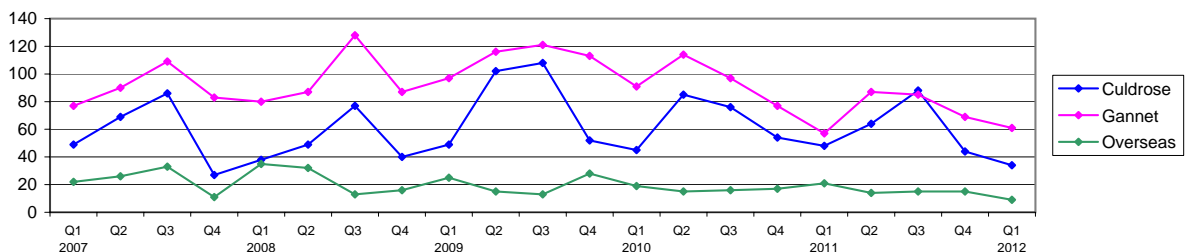
Callouts by Unit - Last 5 Years



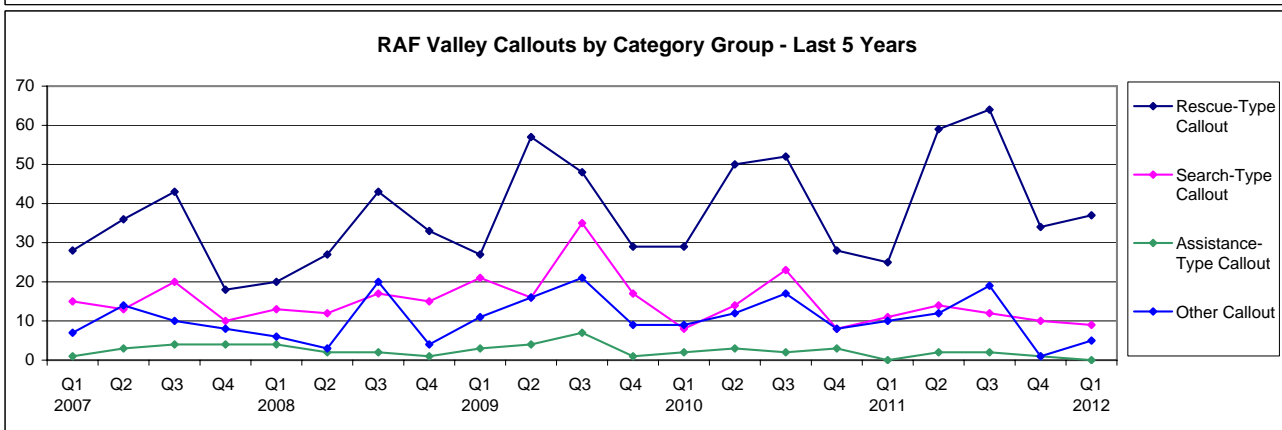
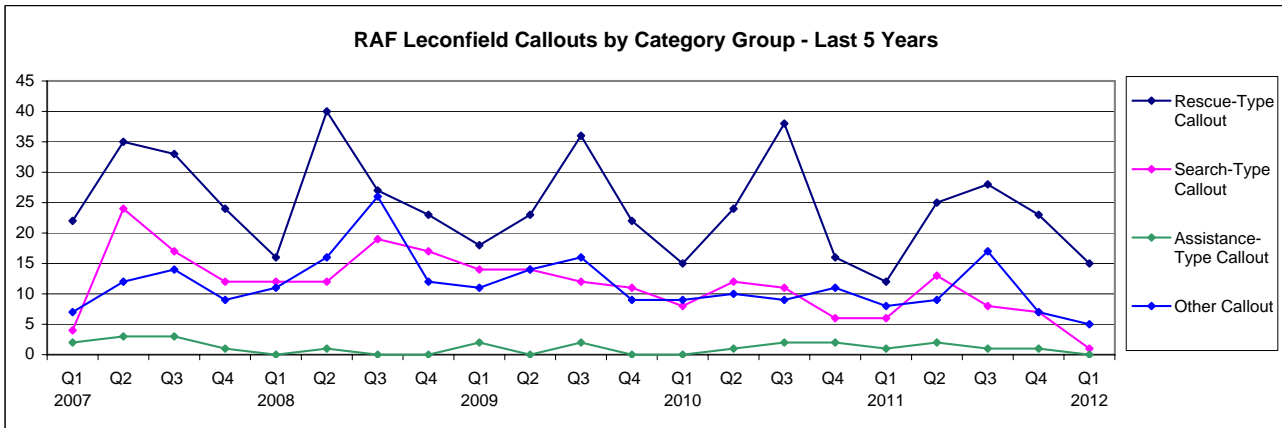
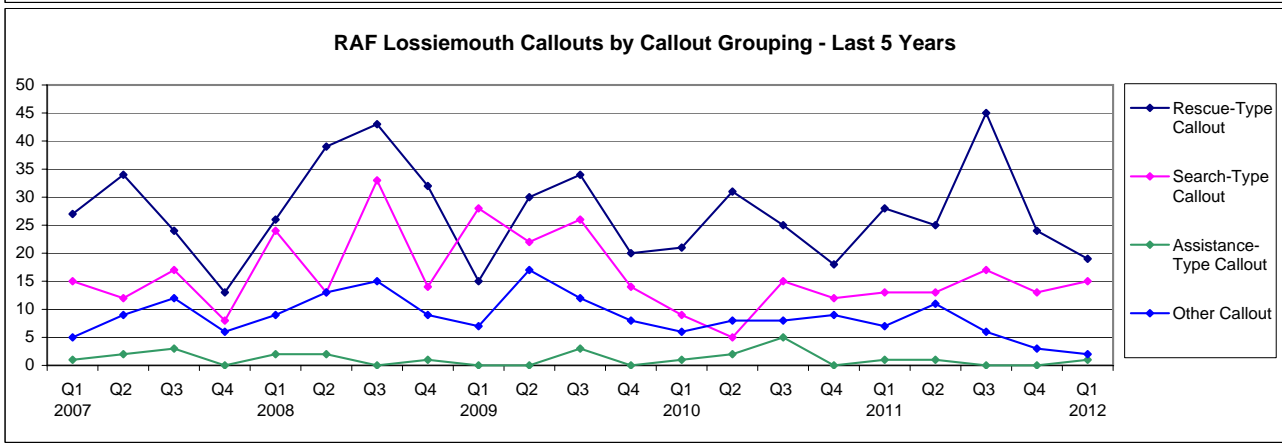
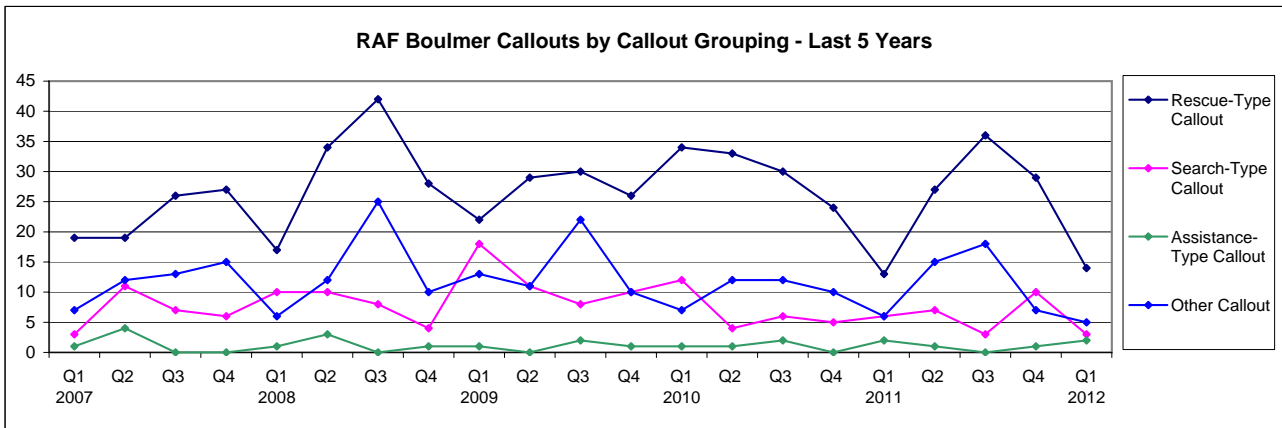
Callouts by Unit - Last 5 Years



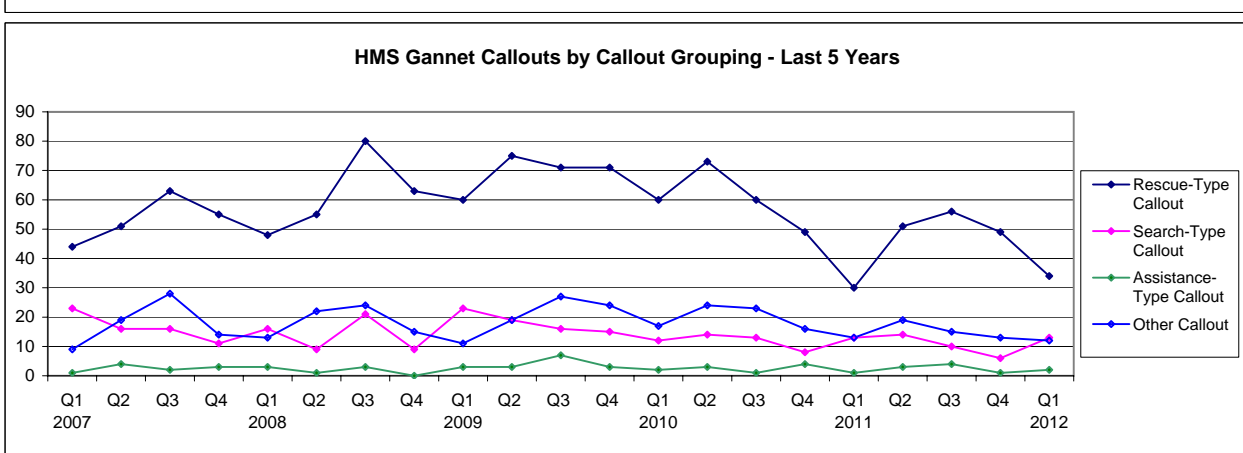
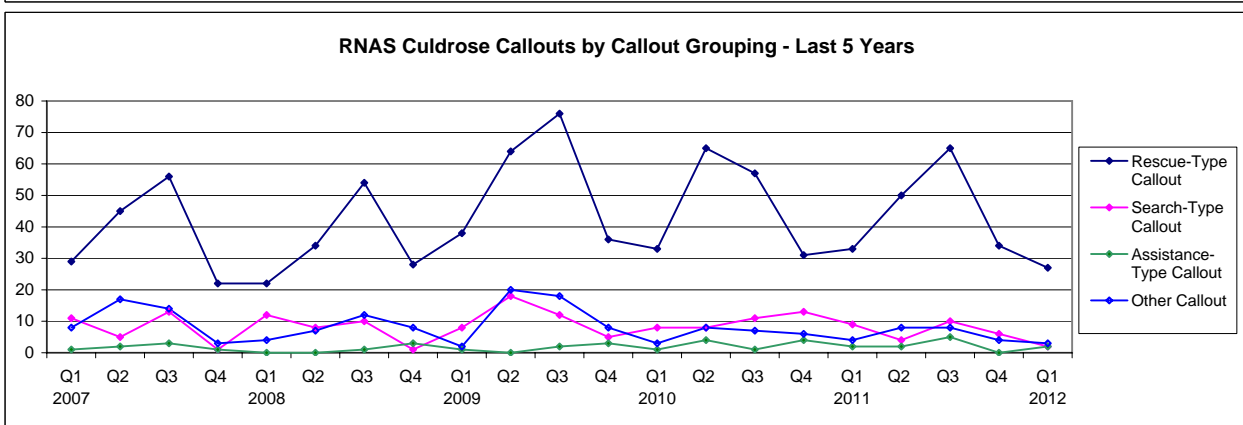
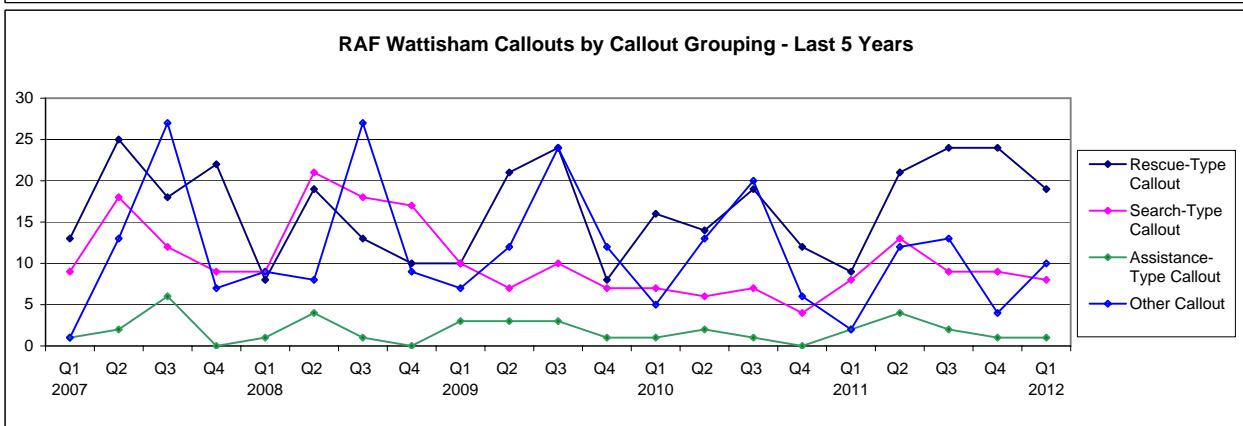
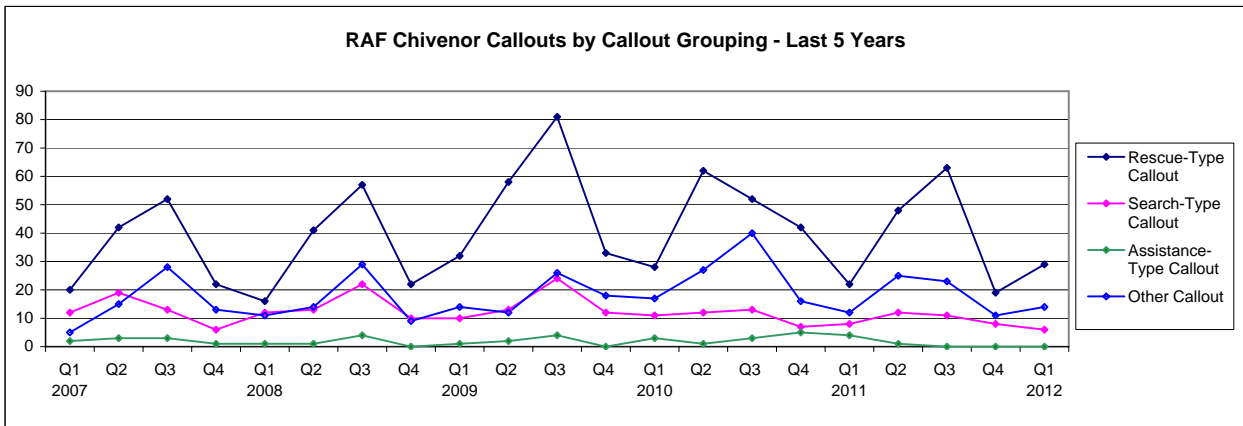
Callouts by Unit - Last 5 Years



Callouts - UK Helicopters



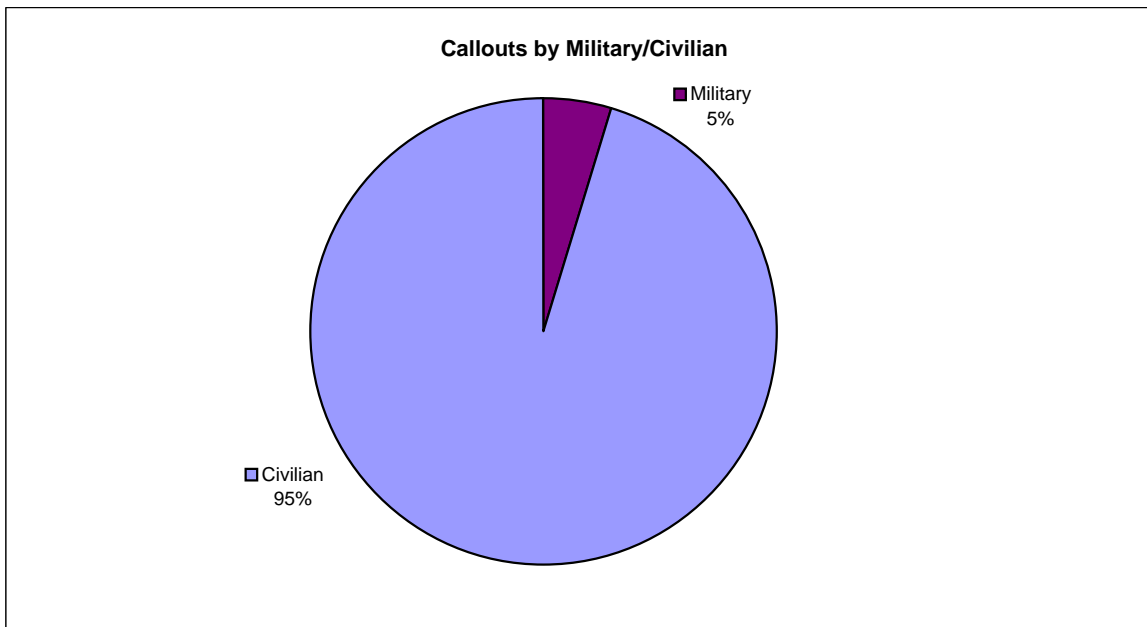
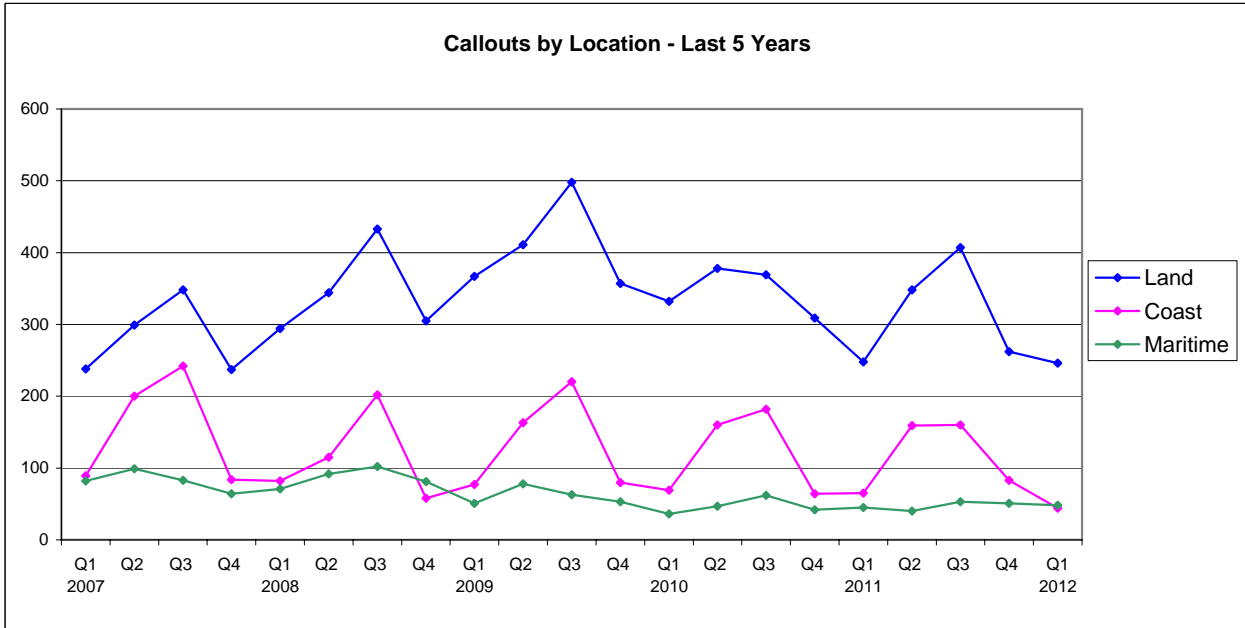
Callouts - UK Helicopters



Callouts - Location & Category (UK & Overseas)

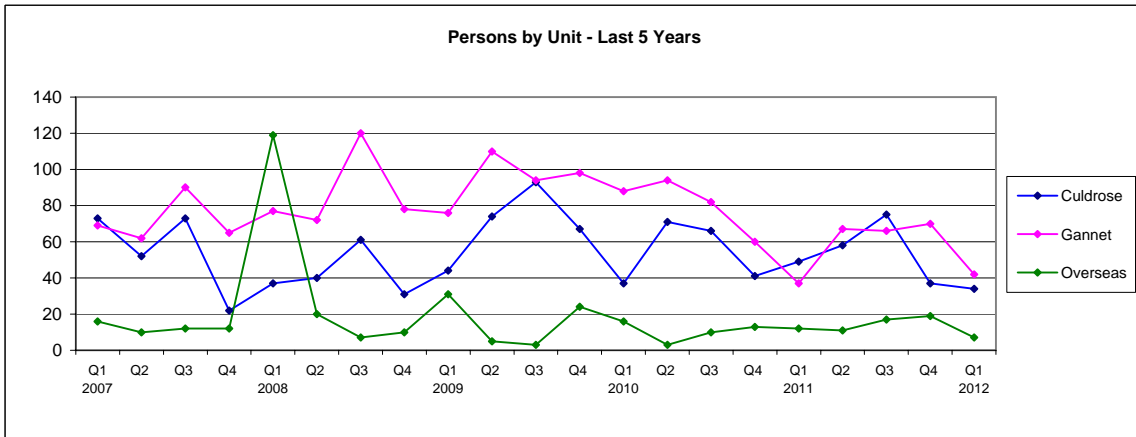
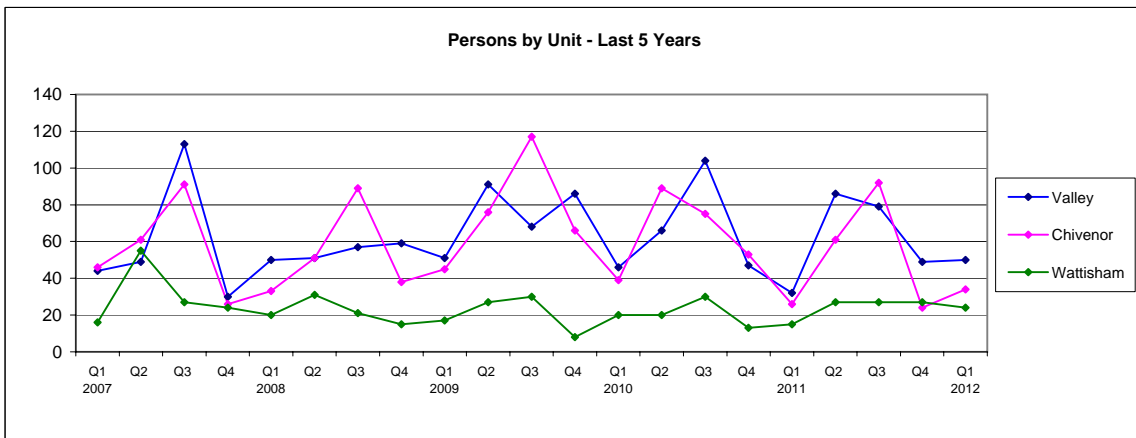
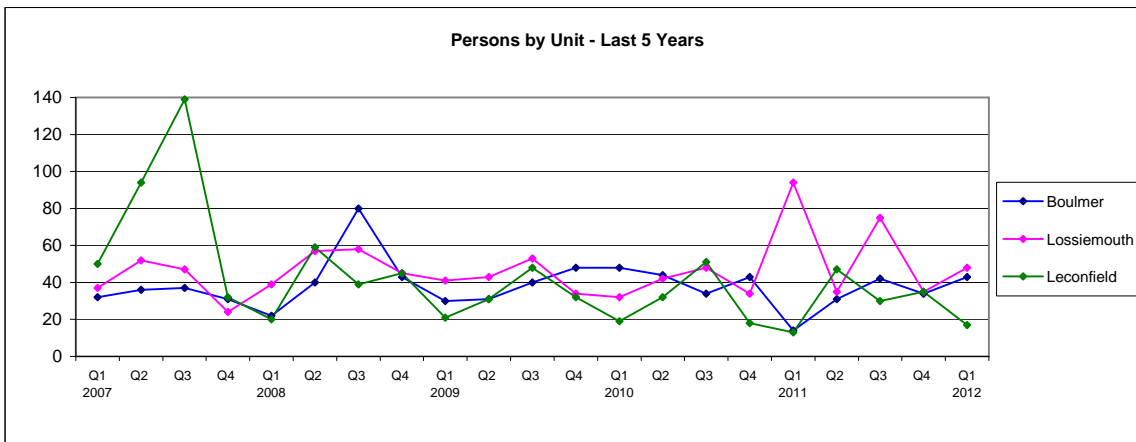
Callouts by Location and Category

	Aero	Ship	Leisure Craft	Rig	Beacon	Flares	Person	Other	Total
Land	11	-	-	-	-	-	234	1	246
Coast	-	5	4	-	-	-	35	-	44
Maritime	-	31	3	10	-	-	4	-	48
Total	11	36	7	10	-	-	273	1	338



Persons - Helicopters (UK & Overseas)

	RAF Boulmer	RAF Lossiemouth	RAF Leconfield	RAF Valley	RAF Chivenor	RAF Wattisham	RAF UK Total	RNAS Culdrose	HMS Gannet	RN Total	UK Other	UK Total	Cyprus	Falklands	Overseas Total
Rescue	29	26	3	5	5	2	70	2	1	3	-	73	-	-	-
Search-Rescue	-	2	-	7	-	-	9	-	7	7	-	16	-	-	-
Medrescue	11	17	9	35	23	17	112	16	19	35	-	147	-	3	3
Search-Medrescue	-	2	-	2	3	-	7	-	-	-	-	7	-	-	-
Medtransfer	-	-	4	1	3	5	13	13	14	27	-	40	-	4	4
Recovery	1	1	1	-	-	-	3	1	-	1	-	4	-	-	-
Search-Recovery	-	-	-	-	-	-	-	-	1	1	-	1	-	-	-
Transfer	2	-	-	-	-	-	2	2	-	2	-	4	-	-	-
Total Persons	43	48	17	50	34	24	216	34	42	76	-	292	-	7	7



Persons - Location & Category (UK & Overseas)

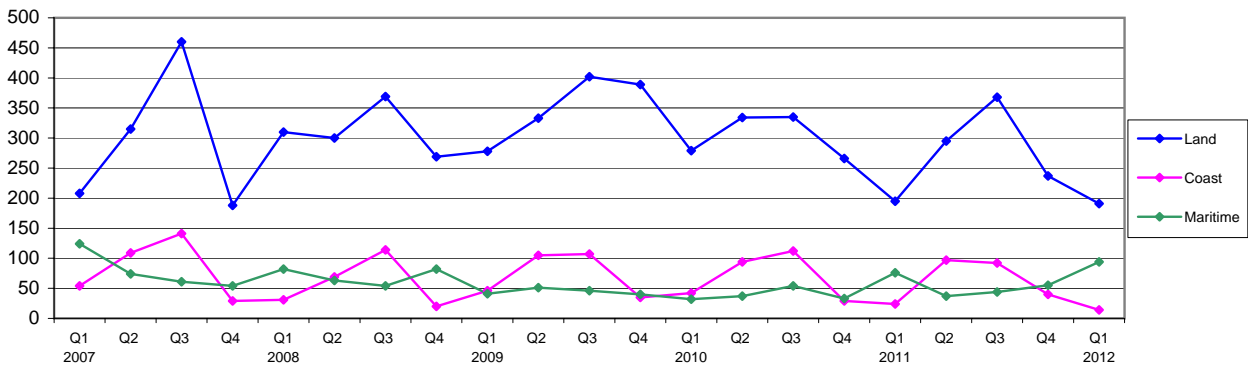
Persons by Callout Location

	Land	Coast	Maritime	Total
Rescue	19	5	49	73
Search-Rescue	16	-	-	16
Medrescue	100	9	41	150
Search-Medrescue	7	-	-	7
Medtransfer	44	-	-	44
Recovery	4	-	-	4
Search-Recovery	1	-	-	1
Transfer	-	-	4	4
Total Persons	191	14	94	299

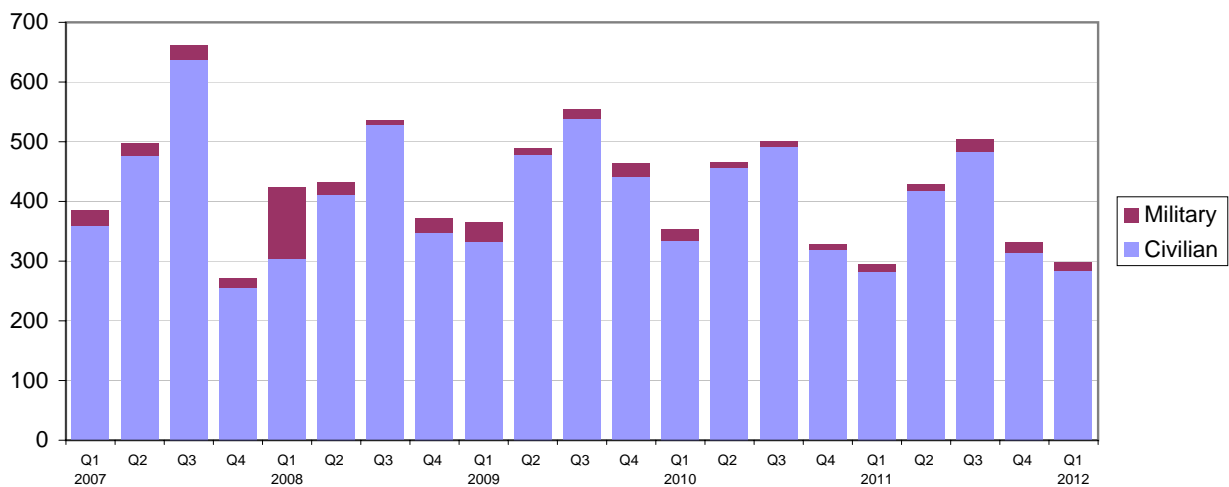
Persons by Callout Category

	Aero	Ship	Leisure Craft	Rig	Person	Other	Total
Rescue	4	-	-	49	20	-	73
Search-Rescue	-	-	-	-	16	-	16
Medrescue	2	29	5	8	106	-	150
Search-Medrescue	1	-	-	-	6	-	7
Medtransfer	-	-	-	-	44	-	44
Recovery	-	-	-	-	4	-	4
Search-Recovery	-	-	-	-	1	-	1
Transfer	-	4	-	-	-	-	4
Total Persons	7	33	5	57	197	-	299

Person by Location - Last 5 Years



Persons by Civilian/Military - Last 5 Years

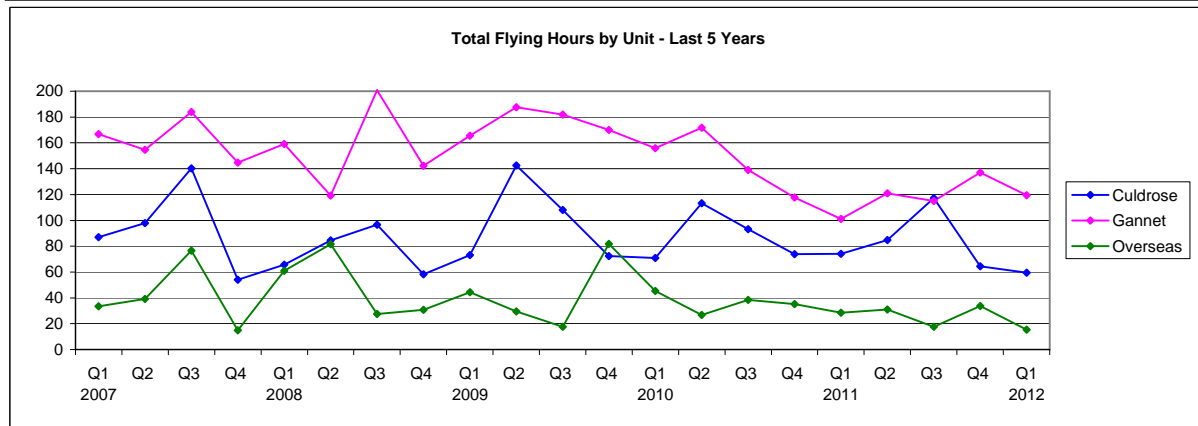
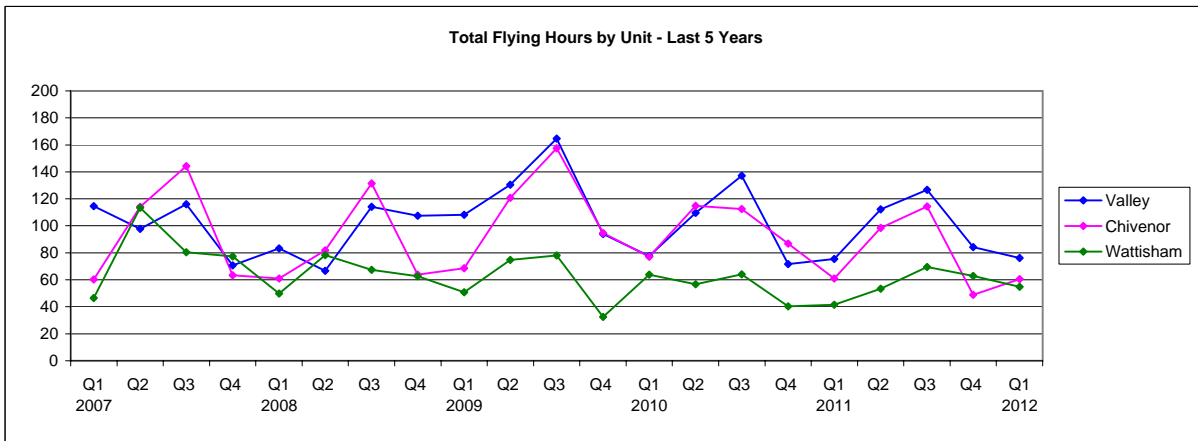
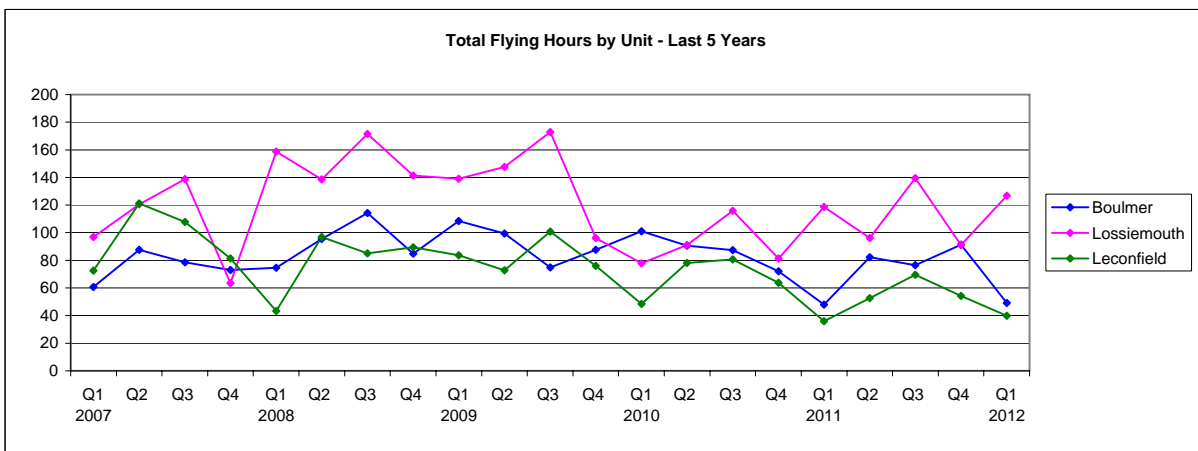


SAR Flying Hours

	Total Flying Hours ³	Average Flying Hours ³	Average time to casualty ^{3,4}	Average distance from base (nm)
RAF Boulmer	49.05	2.03	0.32	65
RAF Lossiemouth	126.45	3.26	0.37	72
RAF Leconfield	39.50	1.54	0.21	49
RAF Valley	76.07	1.30	0.19	31
RAF Chivenor	60.35	1.14	0.19	36
RAF Wattisham	54.50	1.27	0.29	43
RNAS Culrose	59.22	1.45	0.25	46
HMS Gannet	119.25	1.57	0.35	53
UK Other Helicopters	-	-	-	-
Cyprus	-	-	-	-
Falklands	15.15	1.42	0.21	28
Overseas Other Helicopters	-	-	-	-
	601.14	1.51	0.27	40

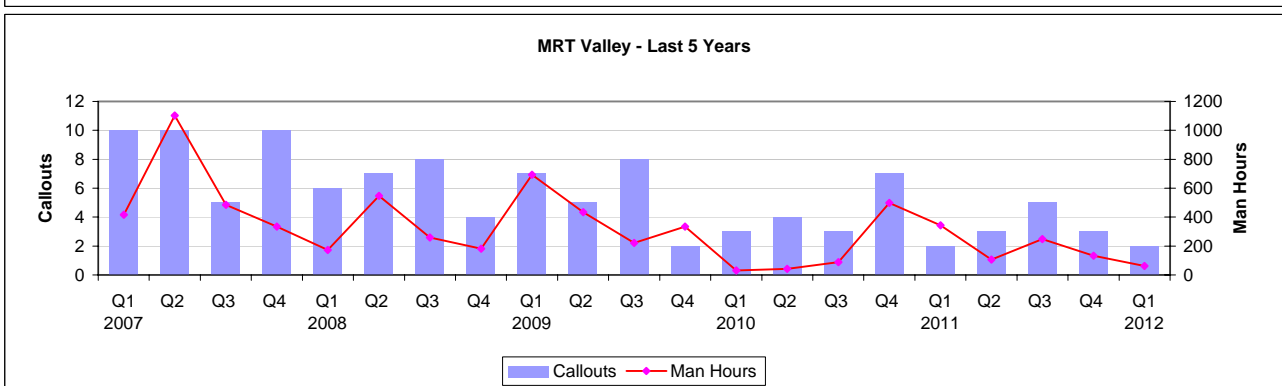
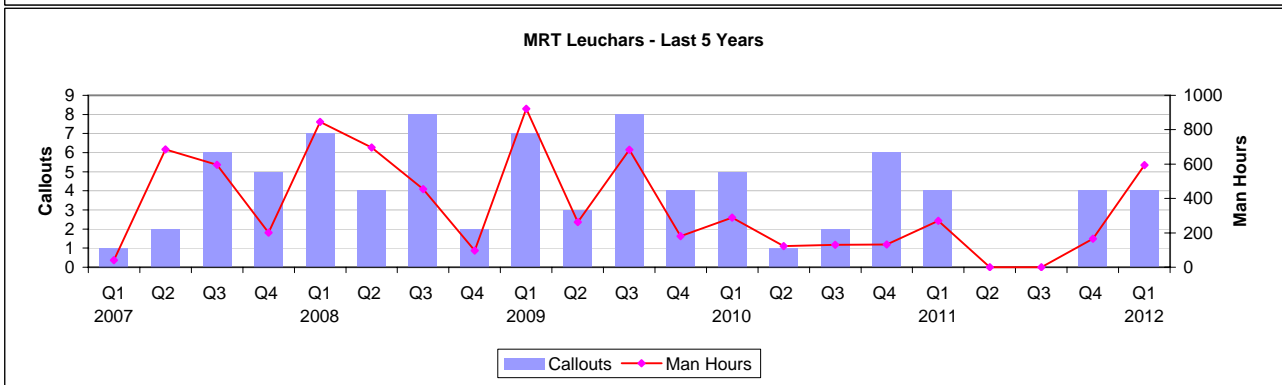
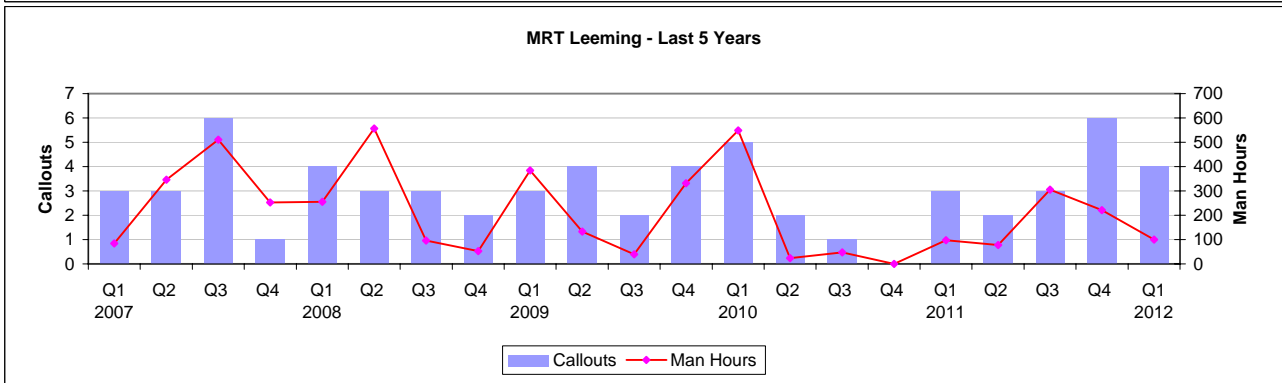
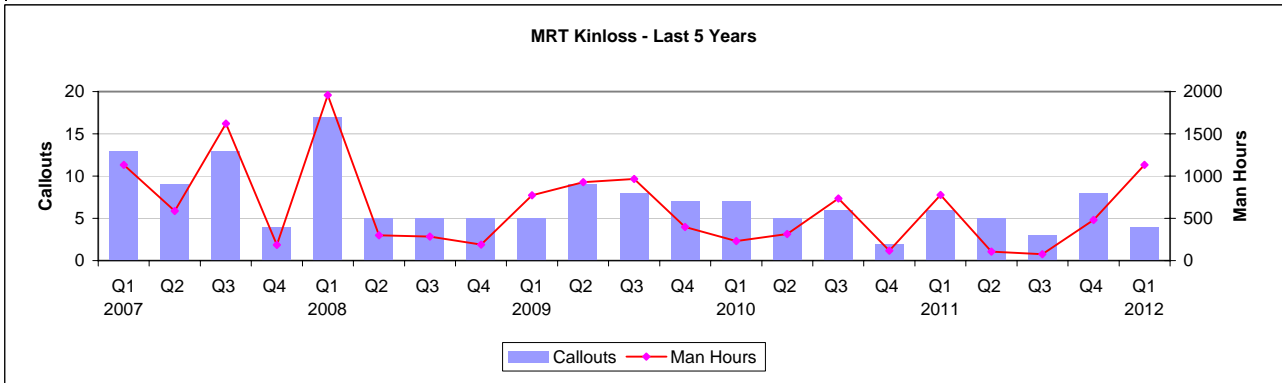
3. Times are expressed in Hours and Minutes.

4. Time to casualty is the time from departure from base to arrival at incident.



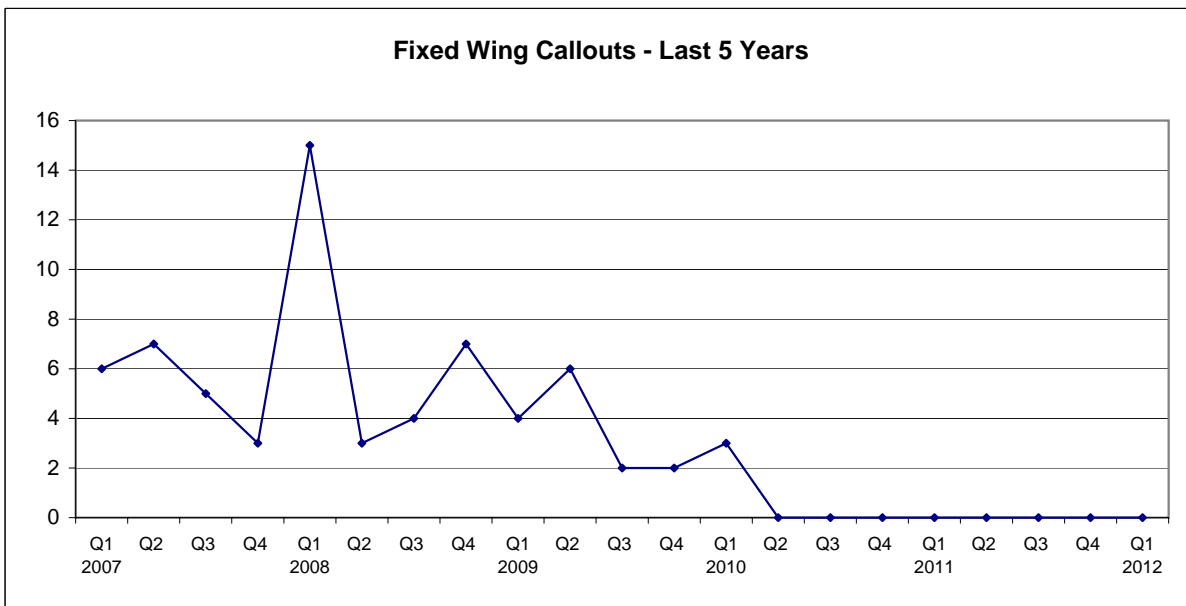
Mountain Rescue Teams

	Callouts	Persons	Man Hours
Kinloss	4	-	1134
Leeming	4	-	100
Leuchars	4	-	594
Valley	2	-	63
Other	-	-	-
Total	14	-	1891



Fixed Wing Aircraft (UK & Overseas)

	Callouts	Average Flying Hours	Average distance from base (nm)
UK Fixed Wing	-	-	-
Overseas Fixed Wing	-	-	-
	-	-	-



Historically, Fixed Wing SAR coverage was provided by Nimrod aircraft based at RAF Kinloss. The Nimrod was withdrawn from service in March 2010. The Aeronautical Rescue Coordination Centre can now call upon a variety of fixed wing aircraft to assist with long range rescues. Callouts for these aircraft are outside the scope of this report.

Maritime & Coastguard Agency SAR Statistics

Source: Maritime & Coastguard Agency.

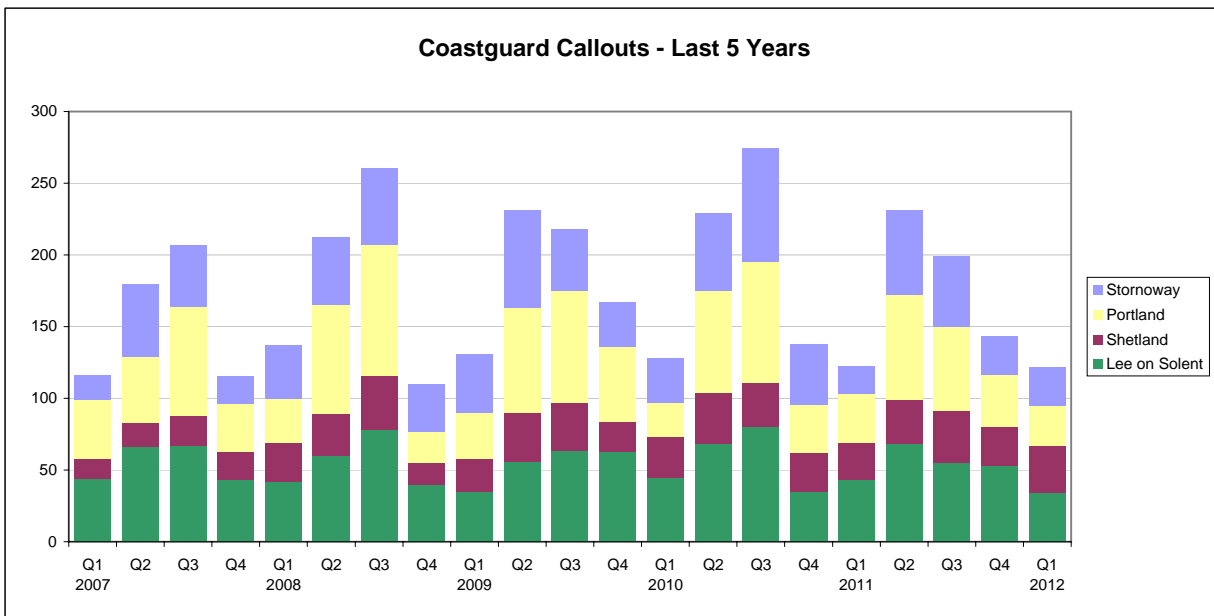
Please note that these figures are provisional and subject to audit.

The data in this table are outside the scope of National Statistics.

Quarterly Analysis of Incidents using CG Helicopter assistance by base for 1st Quarter 2012




1 January - 31 March 2012

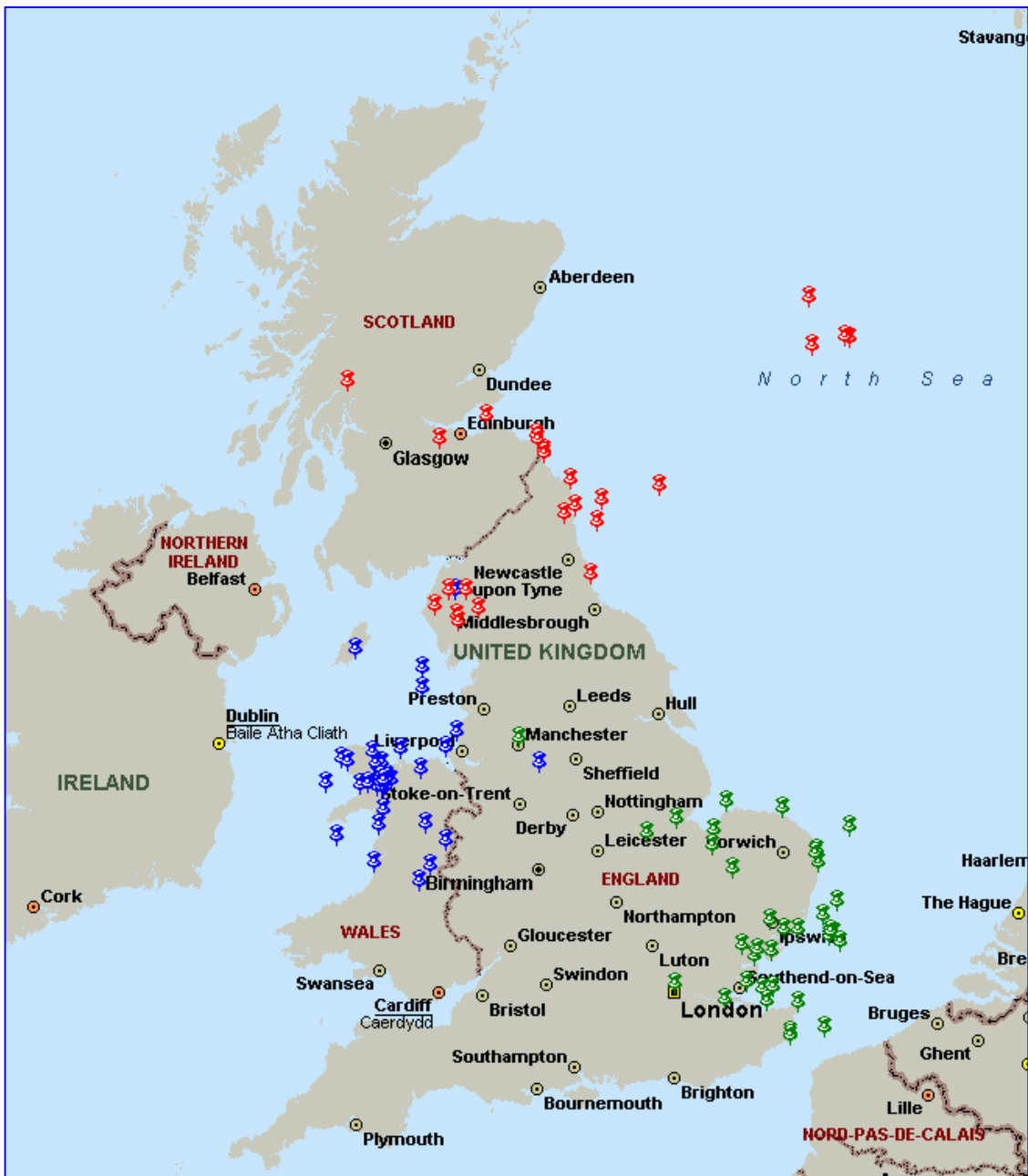
	Lee on Solent	Shetland	Portland	Stornoway	Total
January	13	3	12	9	37
February	12	11	9	11	43
March	9	19	7	7	42
Total	34	33	28	27	122



UK SAR RAF HELICOPTER CALLOUTS




January – March 2012

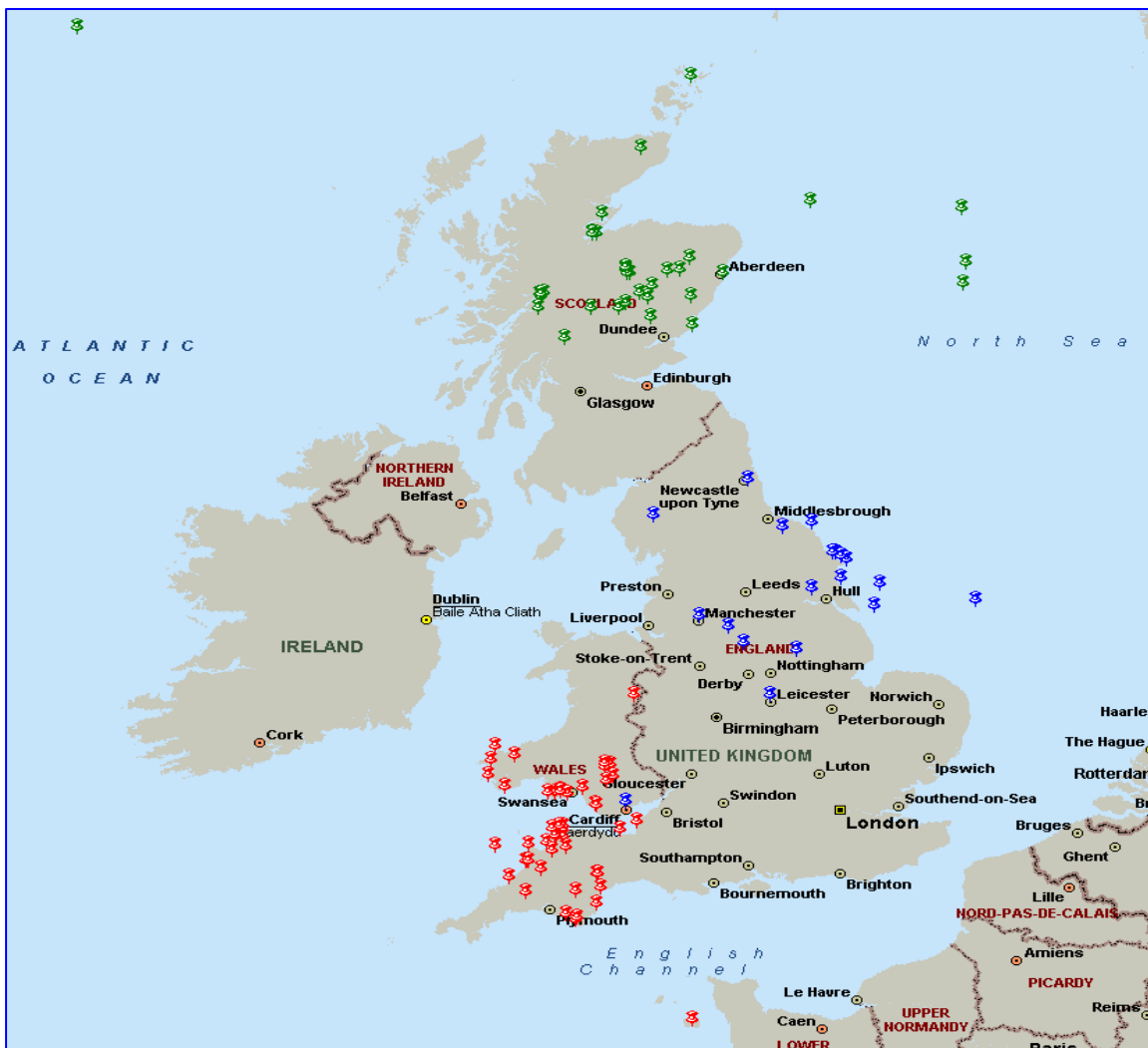
RAF Boulmer	
RAF Valley	
RAF Wattisham	



UK SAR RAF HELICOPTER CALLOUTS



January – March 2012

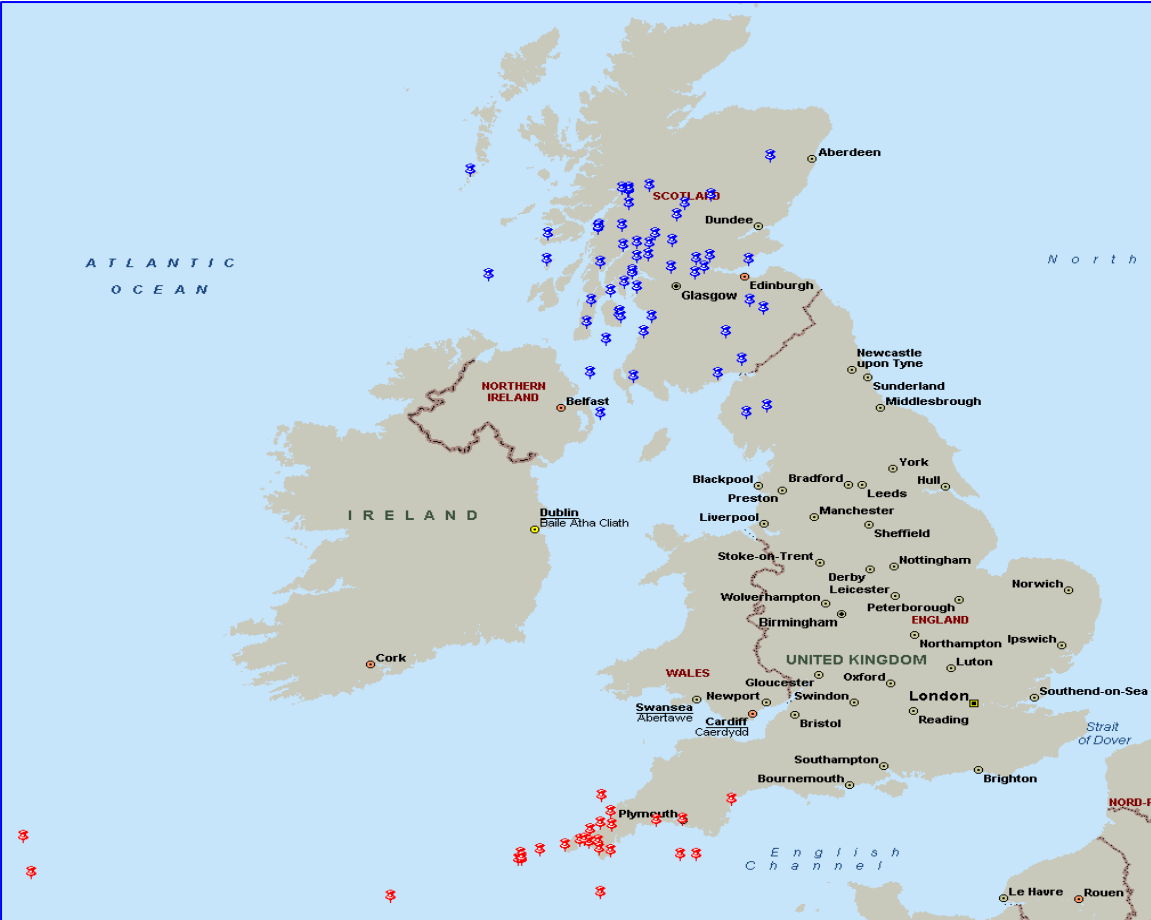
RAF Chivenor	
RAF Leconfield	
RAF Lossiemouth	



UK SAR RN HELICOPTER CALLOUTS





January – March 2012

RNAS Culdrose	
HMS Gannet	



UK SAR MRT CALLOUTS

January – March 2012

MRT Kinloss	
MRT Leeming	
MRT Leuchars	
MRT Valley	



SEARCH AND RESCUE DEFINITIONS

		GROUPING
RESCUE	Transfer of distressed uninjured person(s) from a hostile to a benign environment.	Rescue-Type
MEDRESCUE	Transfer of sick or injured person(s) from a hostile environment to a recognised medical facility (eg, hospital or chamber).	Rescue-Type
TRANSFER	Transfer of military personnel, or their families, on compassionate grounds.	Rescue-Type
MEDTRANSFER	Transfer of patients or organs between medical establishments at the request of a recognised Medical Authority, i.e. NHS Trust, Hospital or Ambulance Authority.	Rescue-Type
RECOVERY	Recovery of person(s) apparently dead.	Rescue-Type
SEARCH	Search for craft, person(s), etc which does not result in moving a person.	Search-Type
SEARCH – RESCUE	Search for craft, person(s), etc resulting in the rescue of an uninjured person.	Search-Type
SEARCH – MEDRESCUE	Search for craft, person(s), etc resulting in the rescue of a sick/injured casualty.	Search-Type
SEARCH – ASSIST	Search for craft, person(s), etc involving assistance to other SAR assets.	Search-Type
SEARCH – RECOVERY	Search for craft, person(s), etc resulting in the recovery of person(s) apparently dead.	Search-Type
SEARCH – ABORT	Search for craft, person(s), etc during which callout terminated due to eg malfunction or adverse weather.	Search-Type
TOP-COVER	On-scene assistance, e.g. communications relay, target identification, vectoring to target etc. for another rescue asset, or as cover for person(s) or vessel(s) in distress that does not result in further intervention.	Assistance-Type
PRECAUTION	Pre-positioning of a SAR helicopter to provide faster response to an anticipated or potential incident, eg, in response to an aircraft declaring a “MAYDAY” or a potential incident on a offshore installation.	Assistance-Type
ASSIST	Assistance to other SAR assets etc, such as moving SAR personnel or equipment (eg, mountain rescue teams, divers, pumps), shepherding of aircraft etc.	Assistance-Type
CIVIL AID	Military Aid to the Civil Community (eg fire control).	Assistance-Type
RECALLED	Asset recalled from incident whilst en route.	Other
NOT REQUIRED	Asset arrived on scene but no action required.	Other
ABORT	Callout terminated due to eg malfunction or adverse weather.	Other
FALSE ALARM	Unnecessary callout with good intent.	Other
HOAX	Unnecessary callout with malicious intent	Other