

## DASA Price Indices

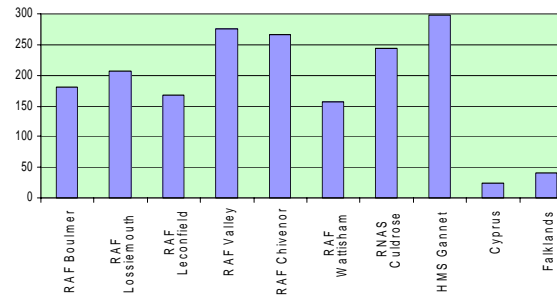
# Search and Rescue Annual Report Pocket Brief 2011

The full report is available at  
<http://www.dasa.mod.uk>



### 3. UK and Overseas Helicopter Summary 2011:

#### Callouts by Station



### 6. Helicopter Summary by Unit 2002-2011: Persons

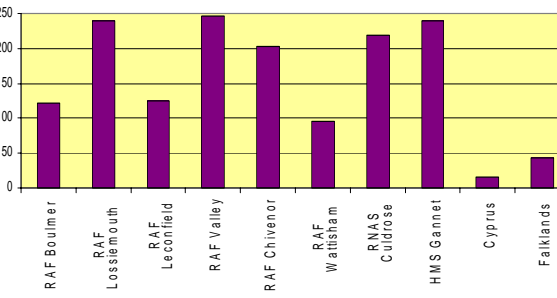
	2002	2003	2004	2005	2006	2007	2008	2009	2010	2011
RAF Boulmer	104	134	134	136	132	136	185	149	169	121
RAF Lossiemouth	179	184	199	181	180	160	199	171	156	239
RAF Leconfield	192	95	114	94	125	315	163	132	120	125
RAF Valley	193	206	196	195	202	236	217	296	263	246
RAF Chivenor	163	199	248	216	213	224	211	304	256	203
RAF Wattisham	63	100	75	83	110	122	87	82	83	96
RNAS Culdrose	176	133	205	154	176	220	169	278	215	219
HMS Gannet	138	187	211	226	303	286	347	378	324	240
Cyprus	6	13	9	17	5	11	5	9	5	15
Falklands	21	43	26	30	70	39	151	54	37	44
UK Closed Stations	3	0	0	0	0	0	0	0	0	0
UK Other Helicopters	3	4	12	2	6	27	0	1	0	0
<b>Total</b>	<b>1241</b>	<b>1298</b>	<b>1429</b>	<b>1334</b>	<b>1522</b>	<b>1776</b>	<b>1734</b>	<b>1854</b>	<b>1628</b>	<b>1548</b>

### 1. UK and Overseas Summary 2002-2011

	Total Callouts	UK Helis	OS Helis	Fixed Wing	MRT	Marine Craft	Persons Moved
2002	1718	1558	34	47	79	0	1251
2003	1809	1597	91	37	80	4	1333
2004	1711	1532	67	39	67	6	1449
2005	1766	1592	63	37	73	1	1431
2006	1948	1756	73	33	86	0	1538
2007	2065	1850	92	21	102	0	1817
2008	2179	1963	96	29	91	0	1763
2009	2418	2237	81	14	86	0	1873
2010	2050	1921	67	3	59	0	1647
2011	1921	1799	65	0	57	0	1560

### 4. UK and Overseas Helicopter Summary 2011:

#### Persons by Station



### 7. Summary of UK Helicopters 2011: Callouts by Type

	2002	2003	2004	2005	2006	2007	2008	2009	2010	2011
Total Callouts	1558	1597	1532	1592	1756	1850	1963	2237	1921	1799
Rescue	109	113	117	114	99	105	98	95	104	85
Search-Rescue	0	0	0	0	0	30	33	75	40	30
Medrescue	581	662	588	661	733	679	717	885	813	816
Search-Medrescue	0	0	0	0	0	38	55	58	60	52
Medtransfer	198	174	185	141	175	197	208	213	202	173
Recovery	19	24	26	30	32	15	27	18	13	13
Search-Recovery	0	0	0	0	0	2	8	15	6	7
Transfer	5	14	15	22	23	15	10	14	9	8
Civ Aid	4	1	3	5	0	7	3	1	2	0
Search	262	232	242	244	283	277	285	285	185	192
Top Cover	28	34	35	38	26	34	14	28	21	24
Assist	39	30	41	25	32	22	25	34	31	19
Search-Assist	0	0	0	0	0	36	53	46	18	27
Recall	165	172	178	181	221	210	274	280	241	222
Not Req	97	92	58	97	82	111	79	103	87	94
False Alarm	15	16	15	10	9	25	30	35	29	10
Hoax	2	6	8	6	10	12	14	11	15	7
Precaution	20	4	9	4	7	5	1	2	9	6
Aborted	14	23	12	14	24	25	21	32	33	9
Search-Aborted	0	0	0	0	0	5	8	7	3	5

### 2. UK and Overseas Summary 2011

	Total Callouts	UK Helis	OS Helis	Fixed Wing	MRT	Marine Craft	Persons Moved
2011	1921	1799	65	0	57	0	1560
January	127	111	9	0	7	0	101
February	109	100	3	0	6	0	123
March	122	111	9	0	2	0	71
April	185	180	3	0	2	0	140
May	172	160	6	0	6	0	130
June	190	183	5	0	2	0	159
July	238	229	3	0	6	0	210
August	230	223	5	0	2	0	168
September	152	142	7	0	3	0	126
October	161	149	6	0	6	0	139
November	123	113	3	0	7	0	85
December	112	98	6	0	8	0	108

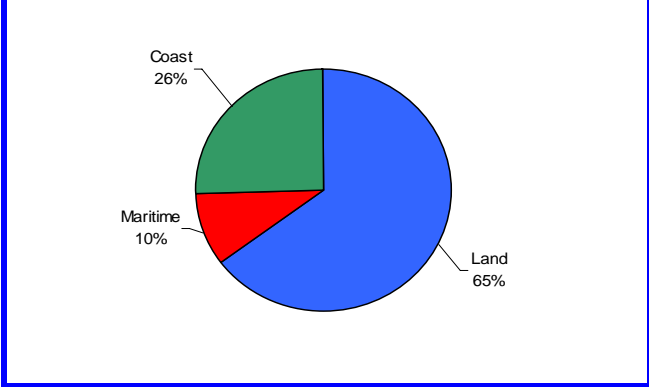
### 5. Helicopter Summary by Unit 2002-2011: Callouts

	2002	2003	2004	2005	2006	2007	2008	2009	2010	2011
RAF Boulmer	146	194	166	144	206	170	211	214	193	181
RAF Lossiemouth	216	201	190	200	217	188	275	236	175	207
RAF Leconfield	155	150	136	135	147	222	232	204	174	168
RAF Valley	214	238	230	218	225	234	222	322	268	276
RAF Chivenor	239	221	216	281	293	256	262	340	339	267
RAF Wattisham	138	164	137	131	163	183	174	162	133	157
RNAS Culdrose	209	181	203	211	228	231	204	311	260	244
HMS Gannet	226	243	250	267	269	359	382	447	379	298
Cyprus	15	54	46	39	35	53	30	36	29	24
Falklands	19	37	21	24	38	39	66	45	38	41
UK Closed Stations	6	0	0	0	0	0	0	0	0	0
UK Other Helicopters	9	5	4	5	8	7	1	1	0	1
<b>Total</b>	<b>1592</b>	<b>1688</b>	<b>1599</b>	<b>1655</b>	<b>1829</b>	<b>1942</b>	<b>2059</b>	<b>2318</b>	<b>1988</b>	<b>1864</b>

8. Summary of UK Helicopters 2011: Persons by Type

	2002	2003	2004	2005	2006	2007	2008	2009	2010	2011
Total Persons	1214	1242	1394	1287	1447	1726	1578	1791	1586	1489
Rescue	337	259	485	321	376	574	367	285	289	293
Search-Rescue	0	0	0	0	0	56	70	155	82	55
Medrescue	652	770	667	769	827	807	793	987	890	872
Search-Medrescue	0	0	0	0	0	56	65	69	67	58
Medtransfer	201	174	194	143	175	198	219	224	219	181
Recovery	19	24	30	30	38	16	27	21	15	13
Search-Recovery	0	0	0	0	0	2	8	17	6	7
Transfer	5	15	18	24	31	17	29	33	18	10

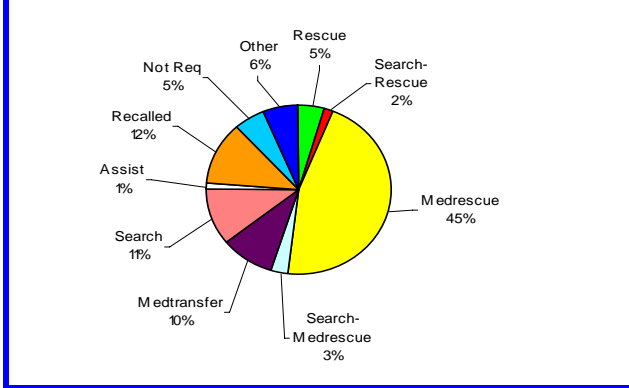
11. Summary of UK Helicopters 2011: Callouts by Location



14. UK Fixed Wing Callouts 2002 - 2011

	Total UK callouts	Nimrods	Other F/Wing
2002	47	46	1
2003	37	37	0
2004	39	37	2
2005	37	37	0
2006	33	32	1
2007	21	21	0
2008	29	29	0
2009	14	13	1
2010	3	3	0
2011	0	0	0

9. Summary of UK Helicopters 2011: Callouts by Type



12. SAR Mountain Rescue Teams: Callouts 2002-2011

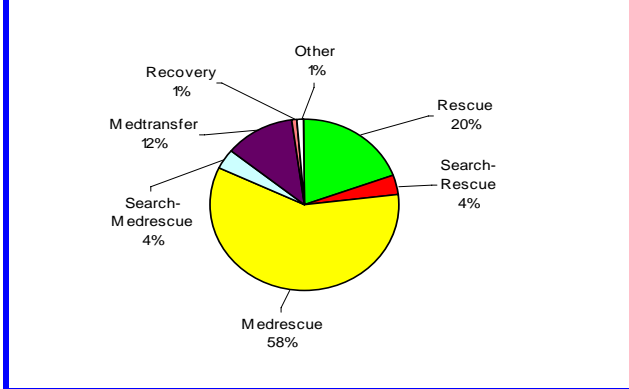
	Total Callouts	Total Persons	Kinloss		Leeming		Leuchars		Valley		Other	
			Call	Pers	Call	Pers	Call	Pers	Call	Pers	Call	Pers
2002	79	10	31	1	16	9	9	0	0	23	0	
2003	80	31	33	5	16	16	15	5	0	16	5	
2004	67	17	30	7	4	0	15	7	0	18	3	
2005	73	97	32	71	6	21	16	2	18	3	1	
2006	86	16	24	4	14	1	13	1	35	10	0	
2007	102	41	39	4	13	7	14	3	35	27	1	
2008	91	29	32	7	12	7	21	9	25	5	1	
2009	86	19	29	7	13	1	22	6	22	5	0	
2010	59	19	20	4	8	6	14	3	17	6	0	
2011	57	12	22	3	14	5	8	0	13	4	0	

15. UK Fixed Wing Aircraft 2011 : Hours & Distance from Base

2011	Average Flying Hours *		Average Distance from Base	
	2010	2011	2010	2011
January	5.52	0.00	569	0
February	0.00	0.00	0	0
March	3.51	0.00	405	0
April	0.00	0.00	0	0
May	0.00	0.00	0	0
June	0.00	0.00	0	0
July	0.00	0.00	0	0
August	0.00	0.00	0	0
September	0.00	0.00	0	0
October	0.00	0.00	0	0
November	0.00	0.00	0	0
December	0.00	0.00	0	0
<b>Total:</b>	<b>4.31</b>	<b>0.00</b>	<b>459</b>	<b>0</b>

\*Average flying hours are expressed in hours & minutes  
DFB = Distance from Base NM = Nautical Miles

10. Summary of UK Helicopters 2011: Persons by Type



13. SAR Mountain Rescue Teams: Monthly Totals 2011

2011	Total Callouts	Total Persons	Kinloss		Leeming		Leuchars		Valley		Other	
			Call	Pers	Call	Pers	Call	Pers	Call	Pers	Call	Pers
January	7	1	4	0	0	0	1	0	2	1	0	0
February	6	2	2	1	3	1	1	0	0	0	0	0
March	2	0	0	0	0	0	2	0	0	0	0	0
April	2	0	2	0	0	0	0	0	0	0	0	0
May	6	6	2	2	2	2	0	0	2	2	0	0
June	2	0	1	0	0	0	0	0	1	0	0	0
July	6	0	1	0	1	0	0	0	4	0	0	0
August	2	0	1	0	1	0	0	0	0	0	0	0
September	3	1	1	0	1	0	0	0	1	1	0	0
October	6	1	3	0	1	1	1	0	1	0	0	0
November	7	0	3	0	1	0	2	0	1	0	0	0
December	8	1	2	0	4	1	1	0	1	0	0	0
<b>Total:</b>	<b>57</b>	<b>12</b>	<b>22</b>	<b>3</b>	<b>14</b>	<b>5</b>	<b>8</b>	<b>0</b>	<b>13</b>	<b>4</b>	<b>0</b>	<b>0</b>

DASA is keen to listen to its customers and will continue to seek opportunities for improvement. We will be happy to receive and consider your comments on any of the reports we produce. The DASA SAR team is:

**Daniel Turner** Tel 030 679 34524  
**Paul Sherwood** Tel: 030 679 34553

E Mail: [DASADESA-PI-1@mod.uk](mailto:DASADESA-PI-1@mod.uk)  
[DASADESA-PI-OutputMgr@mod.uk](mailto:DASADESA-PI-OutputMgr@mod.uk)

DASA (Price Indices)  
 Mailpoint 2124, Maple 1a  
 Abbey Wood, Bristol, BS34 8JH

*defence analytical services & advice*