

Defence Analytical Services & Advice
(Price Indices)



SEARCH & RESCUE



ANNUAL
REPORT
2010

DASA is keen to listen to customers and is always happy to consider any suggestions which may improve our service. The DASA Price Indices (PI) SAR team is:

Daniel Turner.....Tel: 030 679 34524

E-mail: DASADESA-PI-1@mod.uk

Paul Sherwood.....Tel: 030 679 34553

E-mail: DASADESA-PI-OutputMgr@mod.uk

Craig Corbet.....Tel: 030 679 32100

E-mail: DASADESA-PI-HOB@mod.uk

Our Address is: DASA Price Indices
Mailpoint 2124
Maple 1a
Abbey Wood
Bristol, BS34 8JH

This report is available at:

www.dasa.mod.uk

or:

www.statistics.gov.uk



defence analytical services and advice

SEARCH AND RESCUE STATISTICS 2010

INTRODUCTION

The Royal Air Force and Royal Navy provide an essential service to the Search and Rescue (SAR) effort around the UK forming part of the national UK SAR coverage throughout the year for air, land and maritime operations. The military SAR teams' primary purpose is to recover aircrew from crashed military aircraft although, each year, the vast majority of callouts are to civilian incidents. They regularly work alongside other organisations, authorities and government departments involved in national SAR – for instance: the Coastguard, RNLI, Voluntary Mountain Rescue, Police, Ambulance and Fire services. The SAR force currently consists of RAF and RN SAR Sea King helicopters operating from eight locations around the UK, specially equipped RAF Nimrod aircraft based in RAF Kinloss in Scotland and four RAF Mountain Rescue Teams. Two overseas SAR helicopter units operate in Cyprus and the Falklands. UK SAR operations are controlled by the RAF Aeronautical Rescue Co-ordination Centre, Kinloss (ARCC), covering an area extending from the Faroe Islands in the North, the English Channel and approximately halfway across the Atlantic Ocean. In addition the Coastguard have four helicopter units around the UK regularly liaising with ARCC Kinloss. Data for this report is provided by ARCC Kinloss and the Maritime & Coastguard Agency.



DASA has published Military SAR statistics since its inception in 1992. This area of business forms part of the services provided by DASA (Equipment & Personnel Analysis) and provides SAR statistics to a variety of customers. The Service Level Agreement for SAR is held with Air Officer Commanding, No 2 Group, and covers all our regular publications which we provide for the RAF and RN SAR crews, SAR policy, operations, project and finance teams and interested external customers such as the Coastguard. We also answer ad-hoc queries, freedom of information queries and parliamentary questions throughout the year.

We are constantly seeking ways to improve the quality of our statistics and the way we conduct business. We intend to continue working with our data suppliers and customers to maintain and improve our service wherever possible. Since September 2003 we have an electronic data link with ARCC Kinloss which has streamlined the SAR process and improved data quality.

We have sought to improve accessibility to our data and as well as publishing our regular reports on the Mod Website we also publish SAR annually in UK Defence Statistics (Modweb and <http://www.dasa.mod.uk>). Quarterly and annual National Statistics publications can be found at www.dasa.mod.uk/natstats/natstatsindex.html.

Key Points

- In total, there were 2,050 callouts attended in 2010 by RAF and Navy Helicopters, Nimrod aircraft and Mountain Rescue Teams – a 15% decrease from the 2009 figure.
- The number of Persons Assisted decreased 12% from 2009, to 1,647 individuals.
- On 2 June 2010 two RAF helicopters, a Royal Navy helicopter and a RAF mountain rescue team were deployed to provide support to the Cumbrian police and medical services after a multiple shooting incident.
- A RAF helicopter based in Cyprus assisted with the recovery efforts after an Ethiopian Airlines airliner crashed in the Mediterranean in January 2010.
- 97% of callouts in 2010 were in or around the UK. The others were in or around Cyprus or the Falkland Islands. The number of overseas callouts decreased by 16% from 2009.

CONTENTS

Page

SECTION 1 - Summaries:

UK Total Callouts Map	1 - 1
SAR Summary - UK and Overseas	1 - 2
Helicopter Summary - All Units	1 - 4
Helicopter Summary - UK SAR	1 - 5

SECTION 2 - UK Helicopters:

RAF Boulmer	2 - 1
RAF Lossiemouth	2 - 4
RAF Leconfield	2 - 7
RAF Valley	2 - 10
RAF Chivenor	2 - 13
RAF Wattisham	2 - 16
Navy - RN Culdrose	2 - 19
Navy - HMS Gannet	2 - 22

SECTION 3 - Overseas Helicopters:

RAF Cyprus	3 - 1
RAF Falklands	3 - 3

SECTION 4 - Mountain Rescue Teams

4 - 1

SECTION 5 - Fixed Wing Aircraft

5 - 1

SECTION 6 - Maritime & Coastguard Agency Helicopters

6 - 1

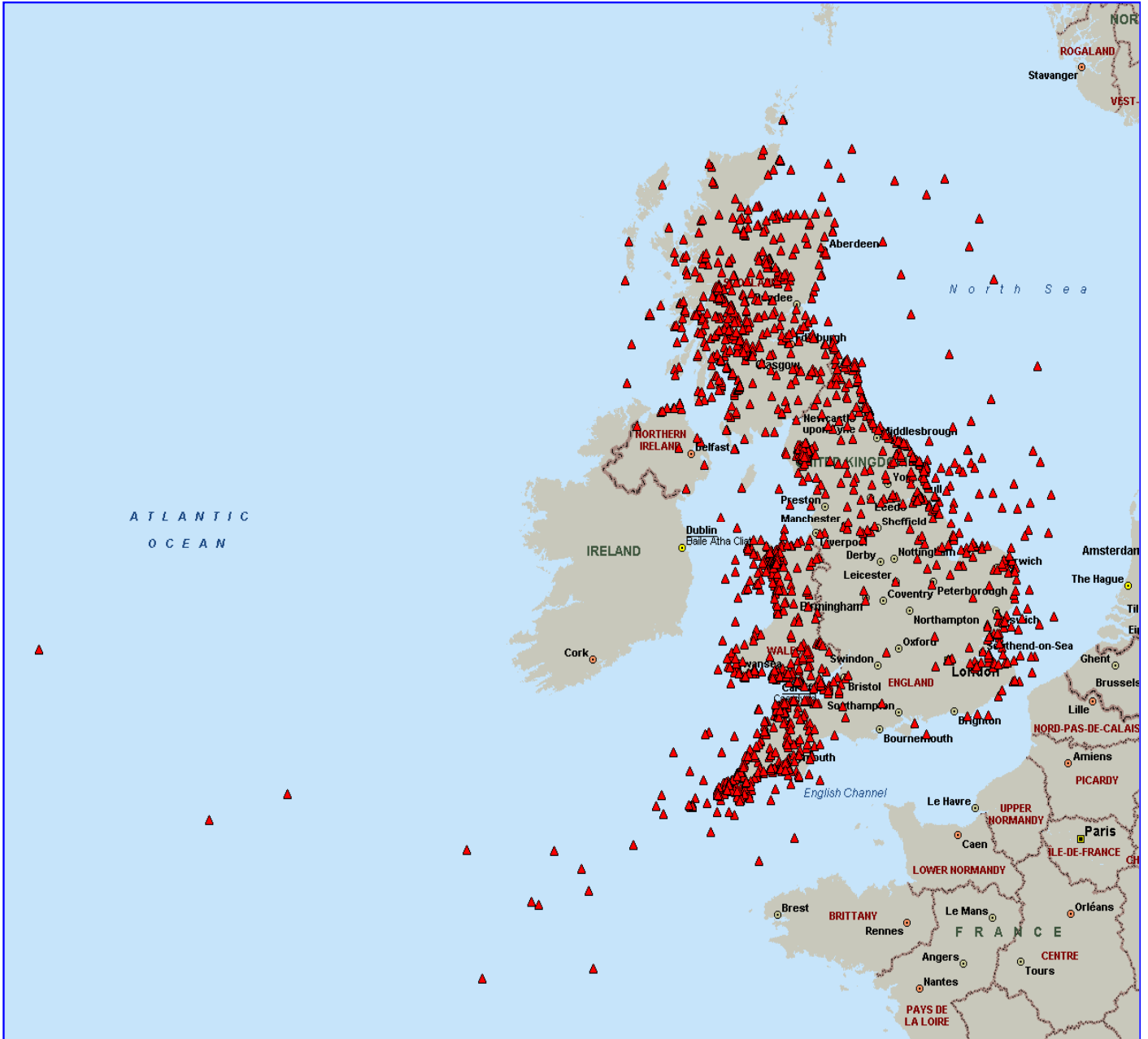
SAR Definitions

SECTION 1

SUMMARIES

UK SAR CALLOUTS - 2010

Total Callouts



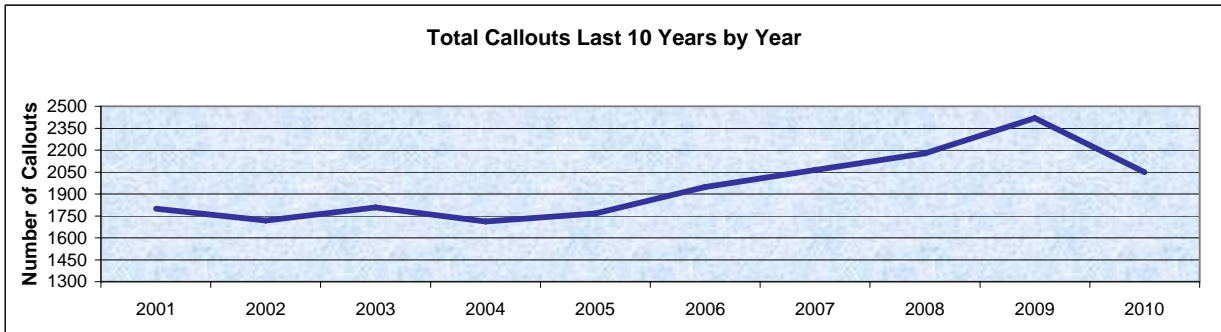
UK & Overseas SAR Summary: 2001 - 2010

	Total Callouts	UK Helicopters	Overseas Helicopters	Fixed Wing Aircraft	Mountain Rescue	Marine Craft	Persons Moved
2001	1800	1617	37	55	91	0	1207
2002	1718	1558	34	47	79	0	1251
2003	1809	1597	91	37	80	4	1333
2004	1711	1532	67	39	67	6	1449
2005	1766	1592	63	37	73	1	1431
2006	1948	1756	73	33	86	0	1538
2007	2065	1850	92	21	102	0	1817
2008	2179	1963	96	29	91	0	1763
2009	2418	2237	81	14	86	0	1873
2010	2050	1921	67	3	59	0	1647

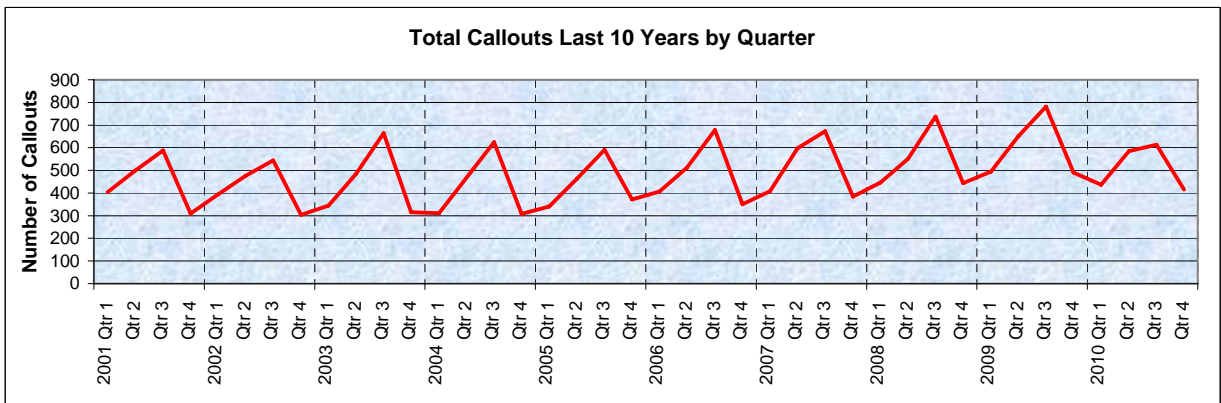
	Total Callouts	UK Helicopters	Overseas Helicopters	Fixed Wing Aircraft	Mountain Rescue	Marine Craft	Persons Moved
2009							
January	173	155	12	0	6	0	129
February	171	151	7	2	11	0	122
March	151	138	6	2	5	0	114
April	202	190	3	2	7	0	155
May	247	235	2	1	9	0	182
June	203	185	10	3	5	0	152
July	280	266	4	1	9	0	204
August	288	275	6	0	7	0	192
September	213	199	3	1	10	0	159
October	169	152	9	1	7	0	122
November	153	145	4	0	4	0	141
December	168	146	15	1	6	0	201
2010							
January	170	161	1	1	7	0	136
February	136	121	10	0	5	0	117
March	131	113	8	2	8	0	100
April	155	153	1	0	1	0	149
May	195	181	6	0	8	0	163
June	235	224	8	0	3	0	153
July	228	222	2	0	4	0	176
August	225	216	6	0	3	0	211
September	160	147	8	0	5	0	114
October	162	150	4	0	8	0	135
November	127	114	9	0	4	0	85
December	126	119	4	0	3	0	108



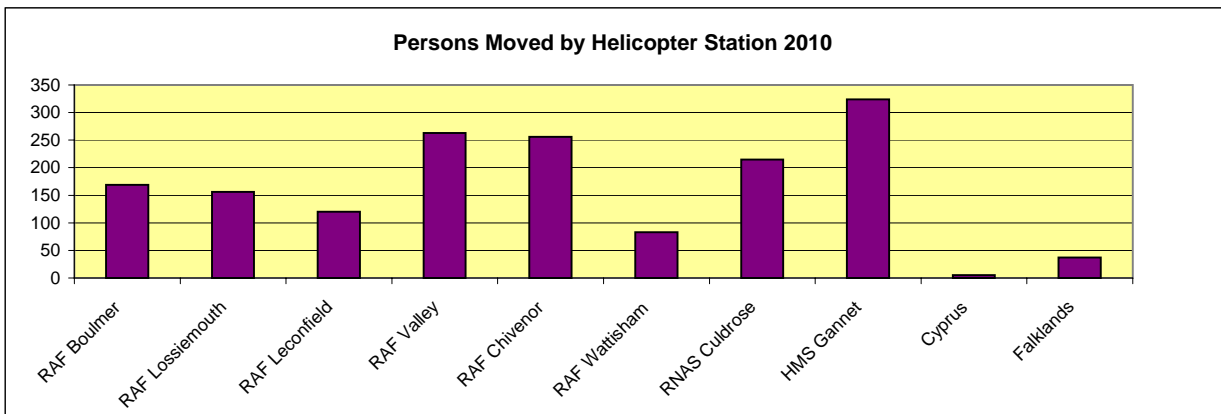
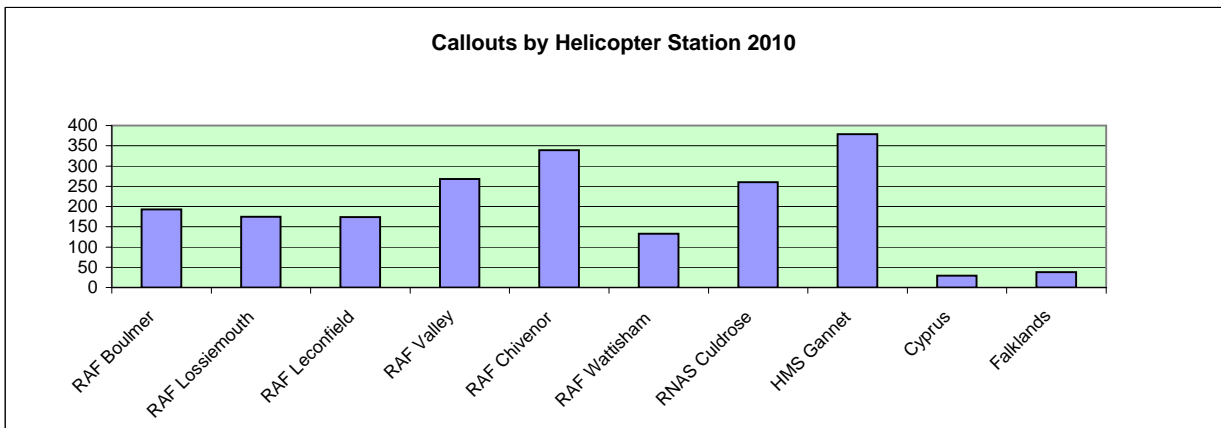
UK & Overseas SAR Summary: 2001 - 2010



The above graph shows that during the early part of the decade the number of annual SAR callouts was fairly constant. Between 2004 and 2009 there was a steady increase in the number of callouts. This trend was halted in 2010, with the number of callouts falling back to roughly the 2007 level.



The above graph shows a fairly regular seasonal pattern of SAR activity during the last ten years. The busiest time is usually during the summer months, coinciding with an increase in civilian outdoor recreational activity throughout the UK. During 2010, the number of callouts during Qtr 3 was notably lower than in previous years. The number of callouts are normally at their lowest level during the 1st and 4th quarters of each year.



Helicopter Summary by Unit: 2001 - 2010

CALLOUTS

	2001	2002	2003	2004	2005	2006	2007	2008	2009	2010
RAF Boulmer	132	146	194	166	144	206	170	211	214	193
RAF Lossiemouth	230	216	201	190	200	217	188	275	236	175
RAF Leconfield	139	155	150	136	135	147	222	232	204	174
RAF Valley	223	214	238	230	218	225	234	222	322	268
RAF Chivenor	197	239	221	216	281	293	256	262	340	339
RAF Wattisham	175	138	164	137	131	163	183	174	162	133
RNAS Culdrose	255	209	181	203	211	228	231	204	311	260
HMS Gannet	247	226	243	250	267	269	359	382	447	379
Cyprus	18	15	54	46	39	35	53	30	36	29
Falklands	19	19	37	21	24	38	39	66	45	38
UK Closed Stations	16	6	0	0	0	0	0	0	0	0
UK Other Helicopters	3	9	5	4	5	8	7	1	1	0
Total	1654	1592	1688	1599	1655	1829	1942	2059	2318	1988

PERSONS

	2001	2002	2003	2004	2005	2006	2007	2008	2009	2010
RAF Boulmer	91	104	134	134	136	132	136	185	149	169
RAF Lossiemouth	146	179	184	199	181	180	160	199	171	156
RAF Leconfield	114	192	95	114	94	125	315	163	132	120
RAF Valley	170	193	206	196	195	202	236	217	296	263
RAF Chivenor	130	163	199	248	216	213	224	211	304	256
RAF Wattisham	119	63	100	75	83	110	122	87	82	83
RNAS Culdrose	198	176	133	205	154	176	220	169	278	215
HMS Gannet	188	138	187	211	226	303	286	347	378	324
Cyprus	3	6	13	9	17	5	11	5	9	5
Falklands	22	21	43	26	30	70	39	151	54	37
UK Closed Stations	10	3	0	0	0	0	0	0	0	0
UK Other Helicopters	1	3	4	12	2	6	27	0	1	0
Total	1192	1241	1298	1429	1334	1522	1776	1734	1854	1628

'UK Closed':
RAF Aldergrove

'UK Others': RAF Others, RN Others, Army helicopters,
Other Helicopters, Contractorised



Summary of UK SAR Helicopter Callouts: 2001 - 2010

Annual Totals - Callouts

YEAR	Total Callouts	Rescue	Search-Rescue	Medrescue	Search-Medrescue	Medtransfer	Recovery	Search-Recovery	Transfer	Civ Aid	Search	Top Cover	Assist	Search-Assist	Recall	Not Req	False Alarm	Hoax	Precaution	Aborted	Search-Aborted
2001	1617	116	0	558	0	218	33	0	7	3	272	36	62	0	163	104	16	6	16	7	0
2002	1558	109	0	581	0	198	19	0	5	4	262	28	39	0	165	97	15	2	20	14	0
2003	1597	113	0	662	0	174	24	0	14	1	232	34	30	0	172	92	16	6	4	23	0
2004	1532	117	0	588	0	185	26	0	15	3	242	35	41	0	178	58	15	8	9	12	0
2005	1592	114	0	661	0	141	30	0	22	5	244	38	25	0	181	97	10	6	4	14	0
2006	1756	99	0	733	0	175	32	0	23	0	283	26	32	0	221	82	9	10	7	24	0
2007	1850	105	30	679	38	197	15	2	15	7	277	34	22	36	210	111	25	12	5	25	5
2008	1963	98	33	717	55	208	27	8	10	3	285	14	25	53	274	79	30	14	1	21	8
2009	2237	95	75	885	58	213	18	15	14	1	285	28	34	46	280	103	35	11	2	32	7
2010	1921	104	40	813	60	202	13	6	9	2	185	21	31	18	241	87	29	15	9	33	3

Annual Totals - Persons

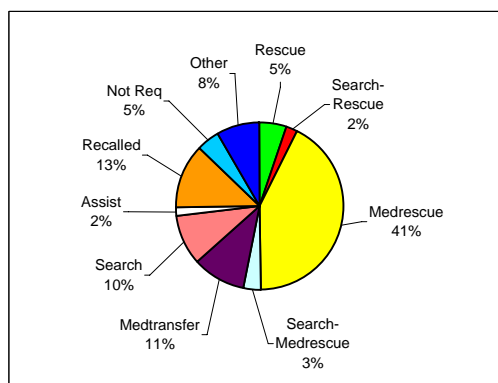
YEAR	Total Persons	Rescue	Search-rescue	Medrescue	Search-Medrescue	Medtransfer	Recovery	Search-Recovery	Transfer
2001	1167	273	0	625	0	228	33	0	8
2002	1214	337	0	652	0	201	19	0	5
2003	1242	259	0	770	0	174	24	0	15
2004	1394	485	0	667	0	194	30	0	18
2005	1287	321	0	769	0	143	30	0	24
2006	1447	376	0	827	0	175	38	0	31
2007	1726	574	56	807	56	198	16	2	17
2008	1578	367	70	793	65	219	27	8	29
2009	1791	285	155	987	69	224	21	17	33
2010	1586	289	82	890	67	219	15	6	18

Annual Callouts by Location

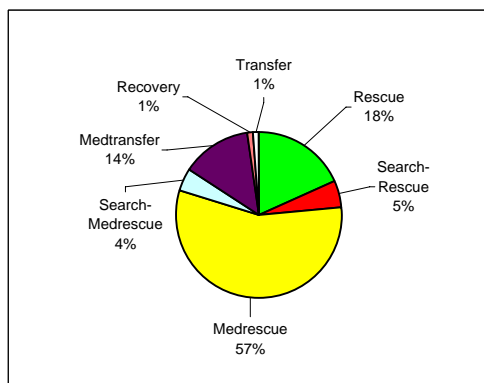
YEAR	Total Callouts	Land	Coast	Cliff*	Maritime
2001	1617	745	540	34	298
2002	1558	743	469	46	300
2003	1597	766	586	0	245
2004	1532	739	523	0	270
2005	1592	751	611	0	230
2006	1756	887	618	0	251
2007	1850	947	609	0	294
2008	1963	1211	450	0	302
2009	2237	1495	535	0	207
2010	1921	1290	466	0	165

* From 1 January 2003 the use of 'Cliff' was discontinued and included in 'Coast'.

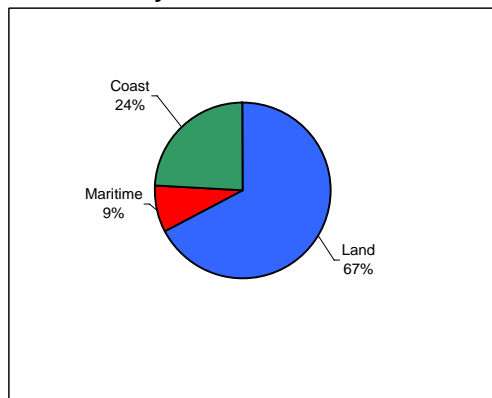
Callouts By Type of Assistance - 2010



Persons By Type of Assistance - 2010



Callouts by Incident Location - 2010



UK helicopters accounted for 94% of total callouts during 2010 - a similar proportion to last year. 'Medrescue' callouts continue to form the largest share - 41% in 2010, an increase from 39% last year.

The number of persons moved decreased to 1586 in 2010. In 2007 and 2009 there were a number of large single incidents, such as the flooding in Cockermouth in 2009 and Gloucester in 2007, which were largely absent in 2010. The most people rescued in a single incident were a group of 11 walkers rescued from a hill in Wales in August.

67% of all UK helicopter callouts were Land based in 2010, the same proportion as in 2009..

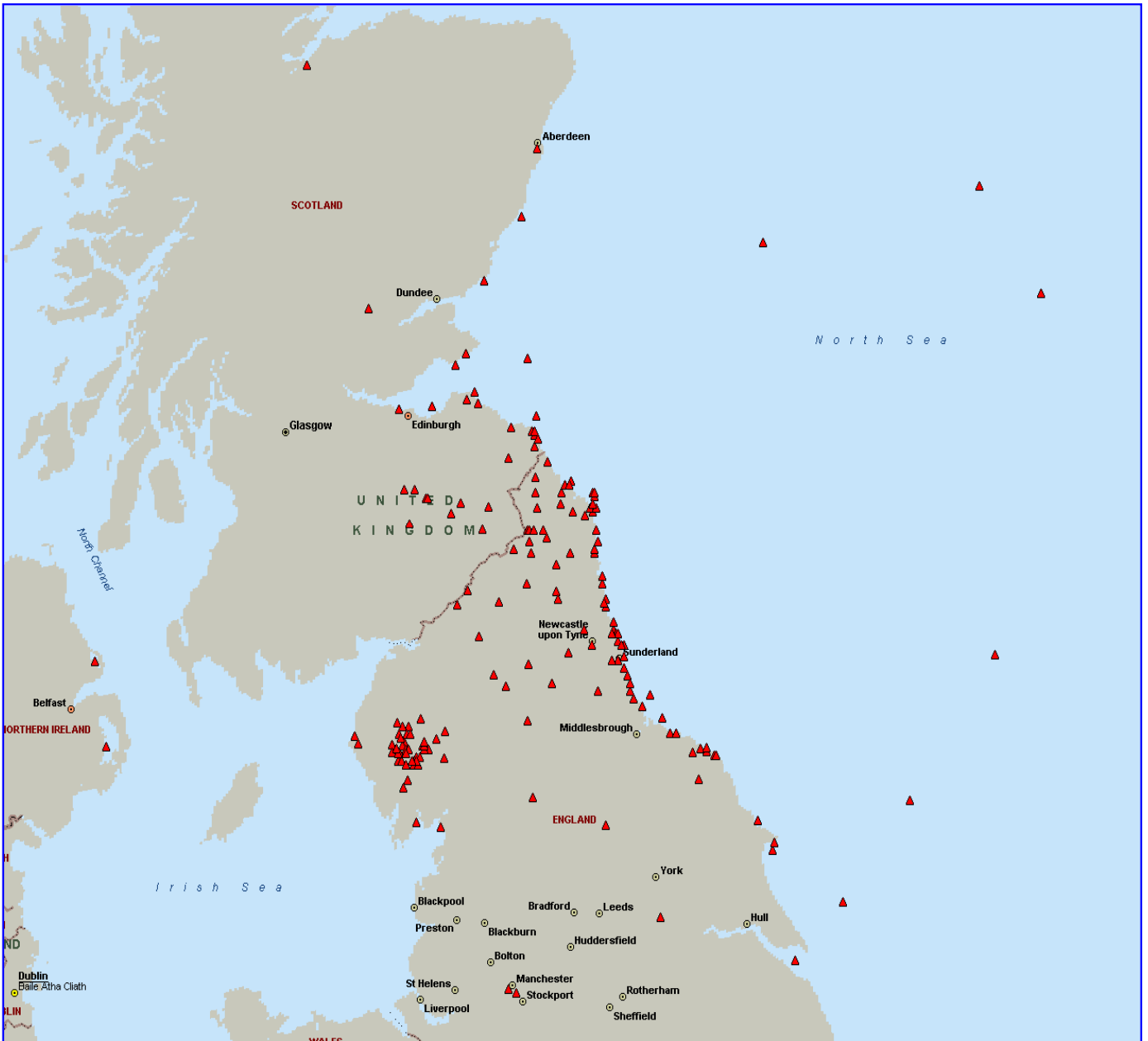


SECTION 2

UK HELICOPTERS

UK SAR HELICOPTER CALLOUTS - 2010

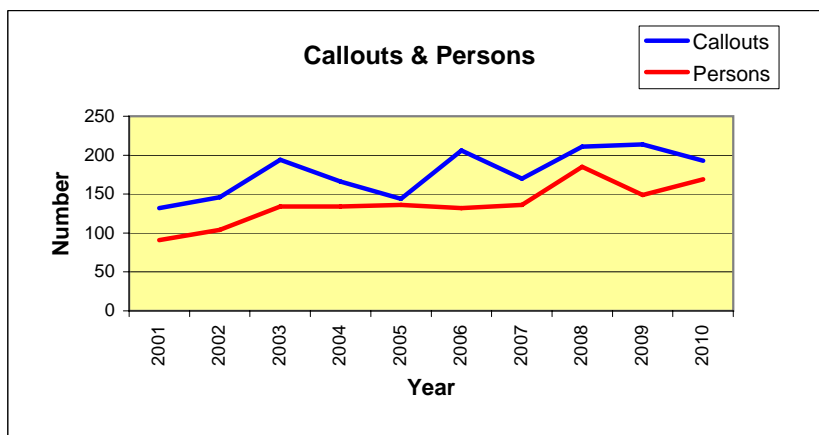
RAF Boulmer



RAF Boulmer - Helicopters

Annual Totals

	Callouts	Persons
2001	132	91
2002	146	104
2003	194	134
2004	166	134
2005	144	136
2006	206	132
2007	170	136
2008	211	185
2009	214	149
2010	193	169



Monthly Totals

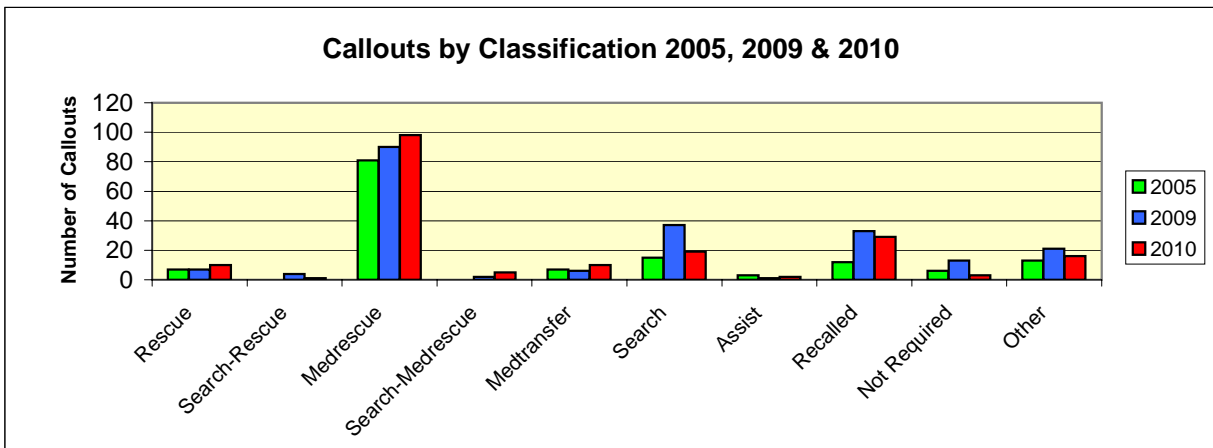
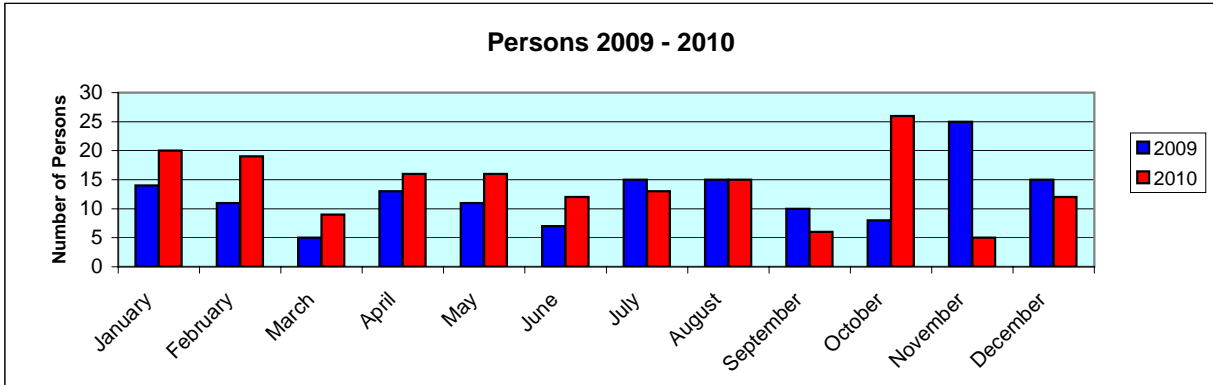
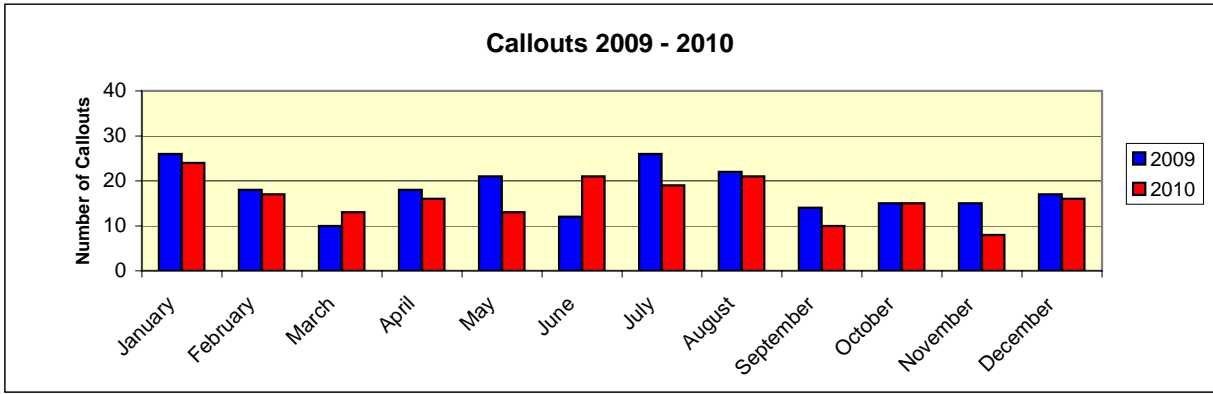
		Callouts	Persons
2010	January	24	20
	February	17	19
	March	13	9
	April	16	16
	May	13	16
	June	21	12
	July	19	13
	August	21	15
	September	10	6
	October	15	26
	November	8	5
	December	16	12
Total:		193	169

	Average Flying hours*		Average Distance from Base (nautical miles)	
	2009	2010	2009	2010
January	1.53	1.51	65	55
February	2.23	2.04	59	54
March	1.42	1.38	43	56
April	2.32	1.46	69	57
May	1.36	2.14	47	64
June	1.40	1.35	58	56
July	1.14	1.22	47	49
August	1.09	2.04	37	44
September	1.15	1.46	32	46
October	1.45	1.55	46	64
November	2.13	1.54	60	68
December	1.39	1.46	56	45
Annual Average:	1.45	1.49	52	54

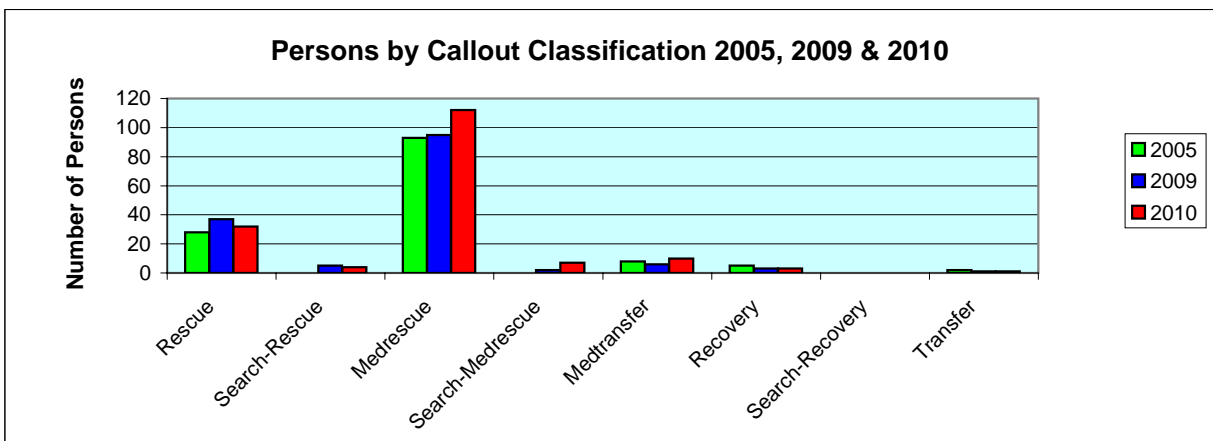
* 'Average Flying Hours' are expressed in Hours and Minutes.
 (Flying time excludes periods where an aircraft lands, whether the engines are shut down or not).



RAF Boulmer - Helicopters

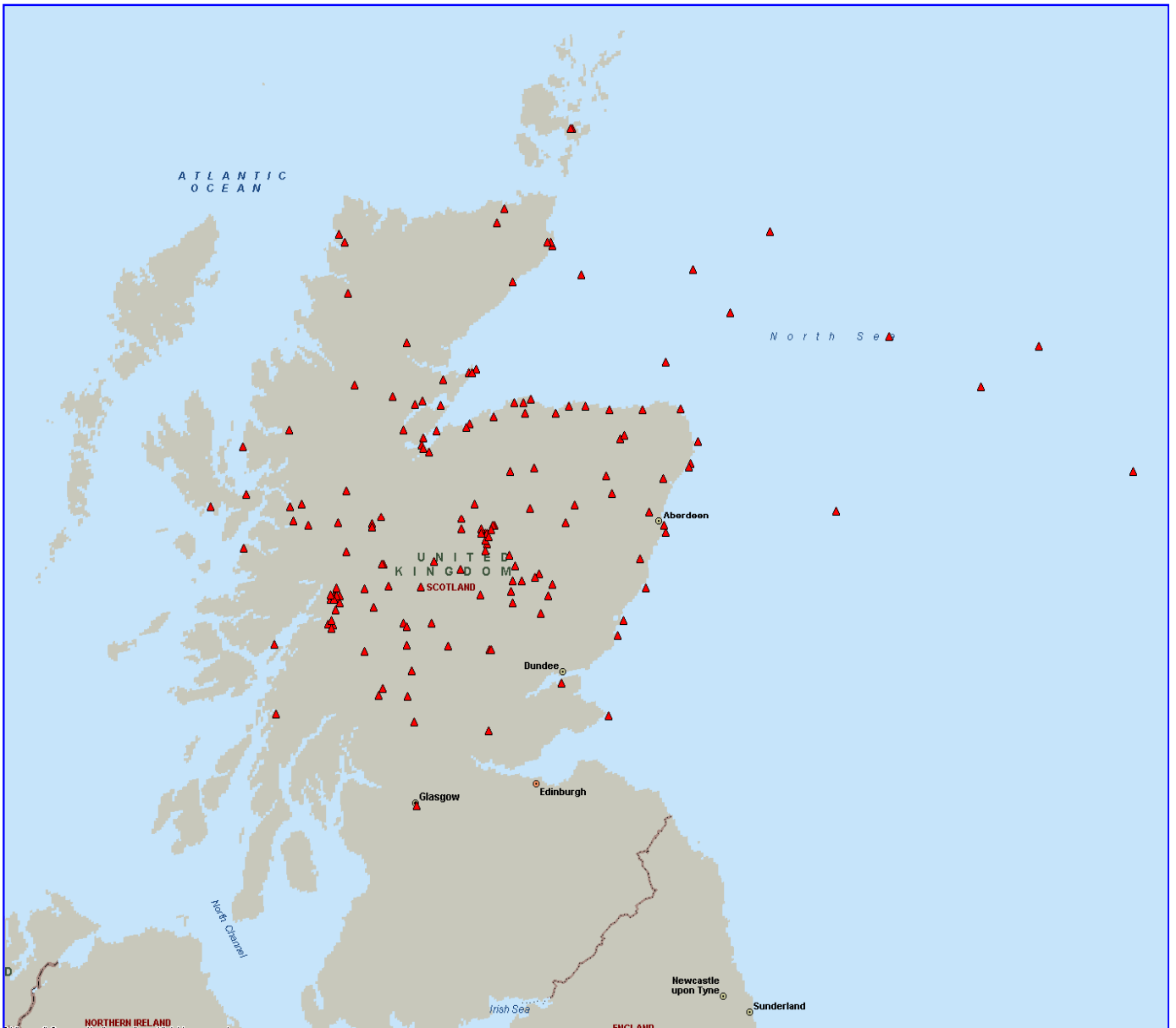


'Other' includes: Recovery, Search-Recovery, Transfer, Civ Aid, Top Cover, Search-Assist, False Alarm, Hoax Precaution, Aborted & Search-Aborted.



UK SAR HELICOPTER CALLOUTS - 2010

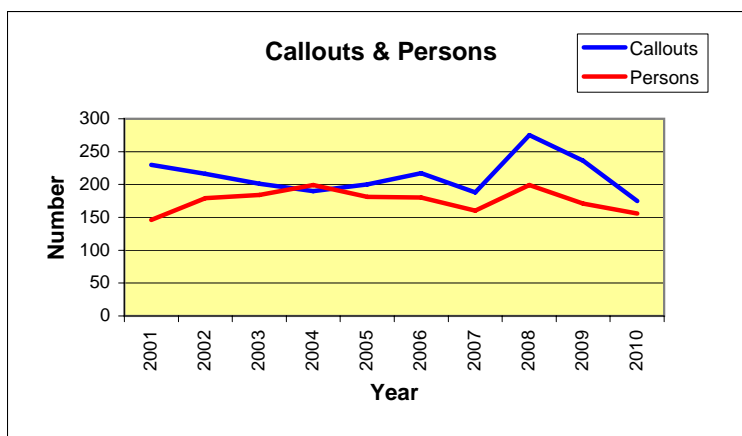
RAF Lossiemouth



RAF Lossiemouth - Helicopters

Annual Totals

	Callouts	Persons
2001	230	146
2002	216	179
2003	201	184
2004	190	199
2005	200	181
2006	217	180
2007	188	160
2008	275	199
2009	236	171
2010	175	156



Monthly Totals

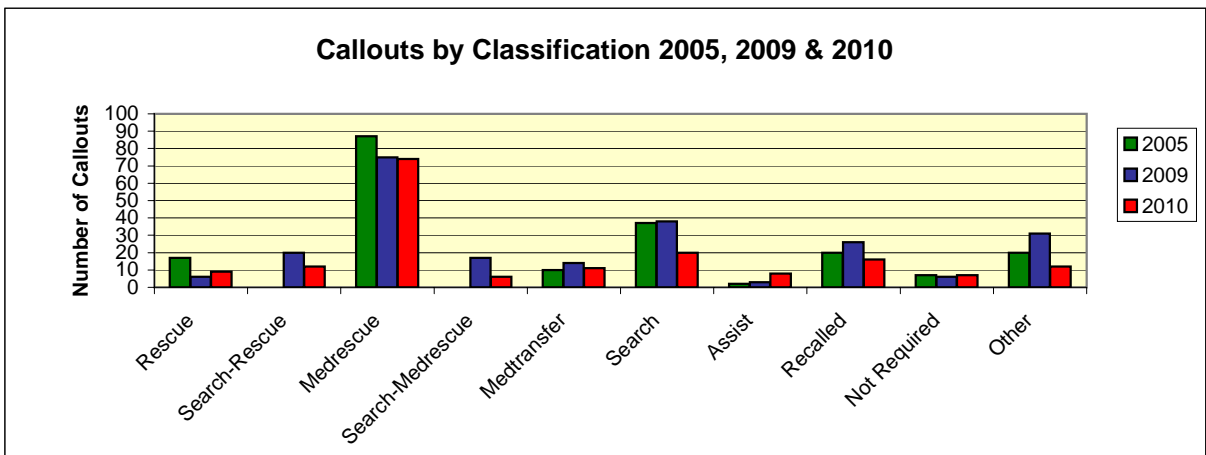
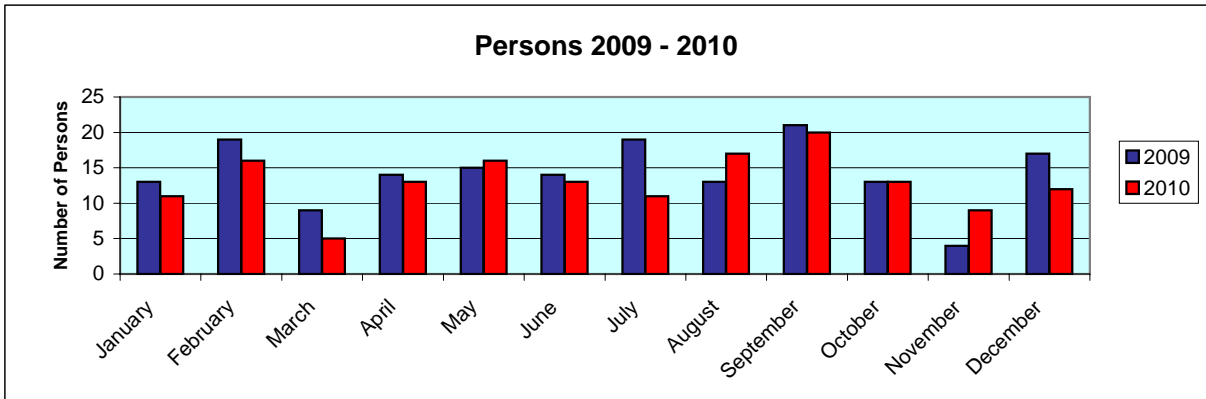
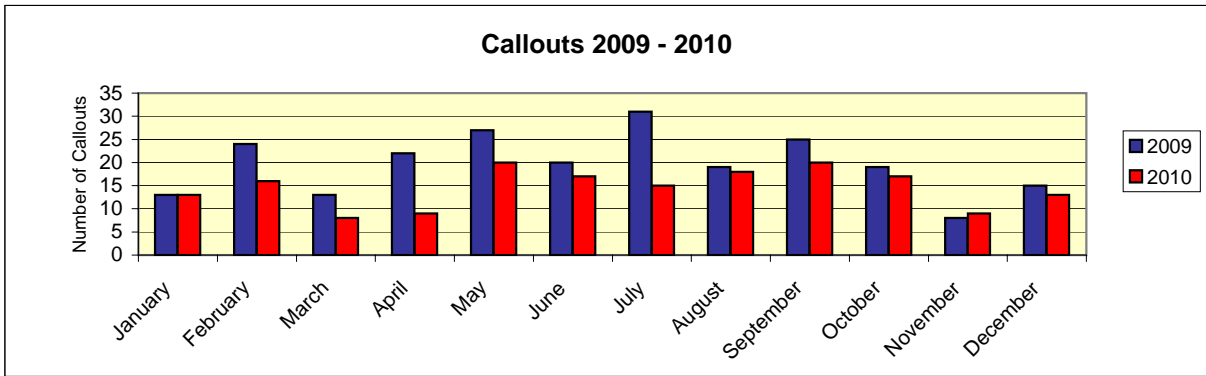
		Callouts	Persons
2010	January	13	11
	February	16	16
	March	8	5
	April	9	13
	May	20	16
	June	17	13
	July	15	11
	August	18	17
	September	20	20
	October	17	13
	November	9	9
	December	13	12
Total:		175	156

	Average Flying hours*		Average Distance from Base (nautical miles)	
	2009	2010	2009	2010
January	2.28	2.48	45	55
February	3.19	1.41	61	47
March	2.06	1.50	44	52
April	2.07	3.07	74	66
May	2.24	1.34	63	54
June	1.49	1.52	55	56
July	2.03	1.47	58	68
August	2.31	2.06	51	59
September	2.28	2.34	64	55
October	2.00	2.10	59	57
November	2.06	1.56	79	48
December	2.45	2.05	69	71
Annual Average:	2.21	2.06	60	57

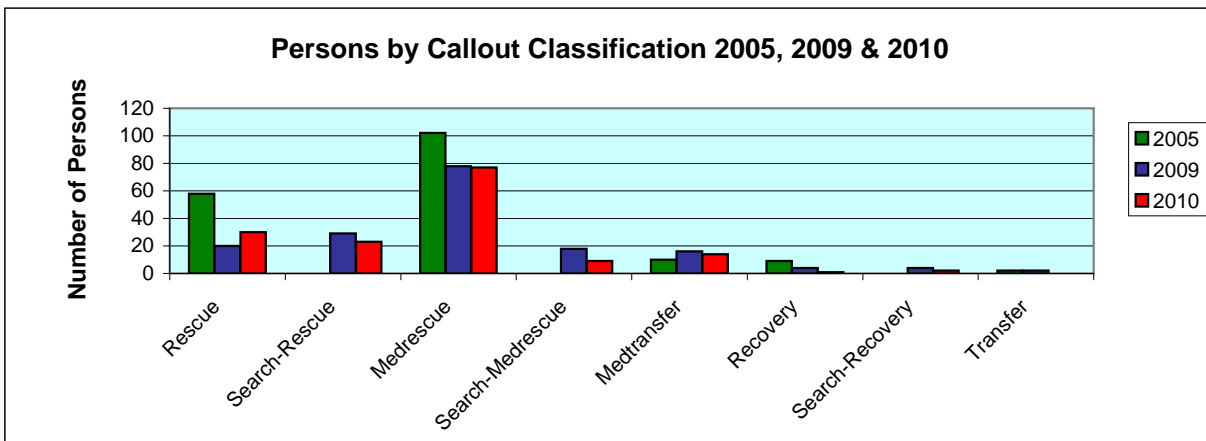
* 'Average Flying Hours' are expressed in Hours and Minutes.
(Flying time excludes periods where an aircraft lands, whether the engines are shut down or not).



RAF Lossiemouth - Helicopters

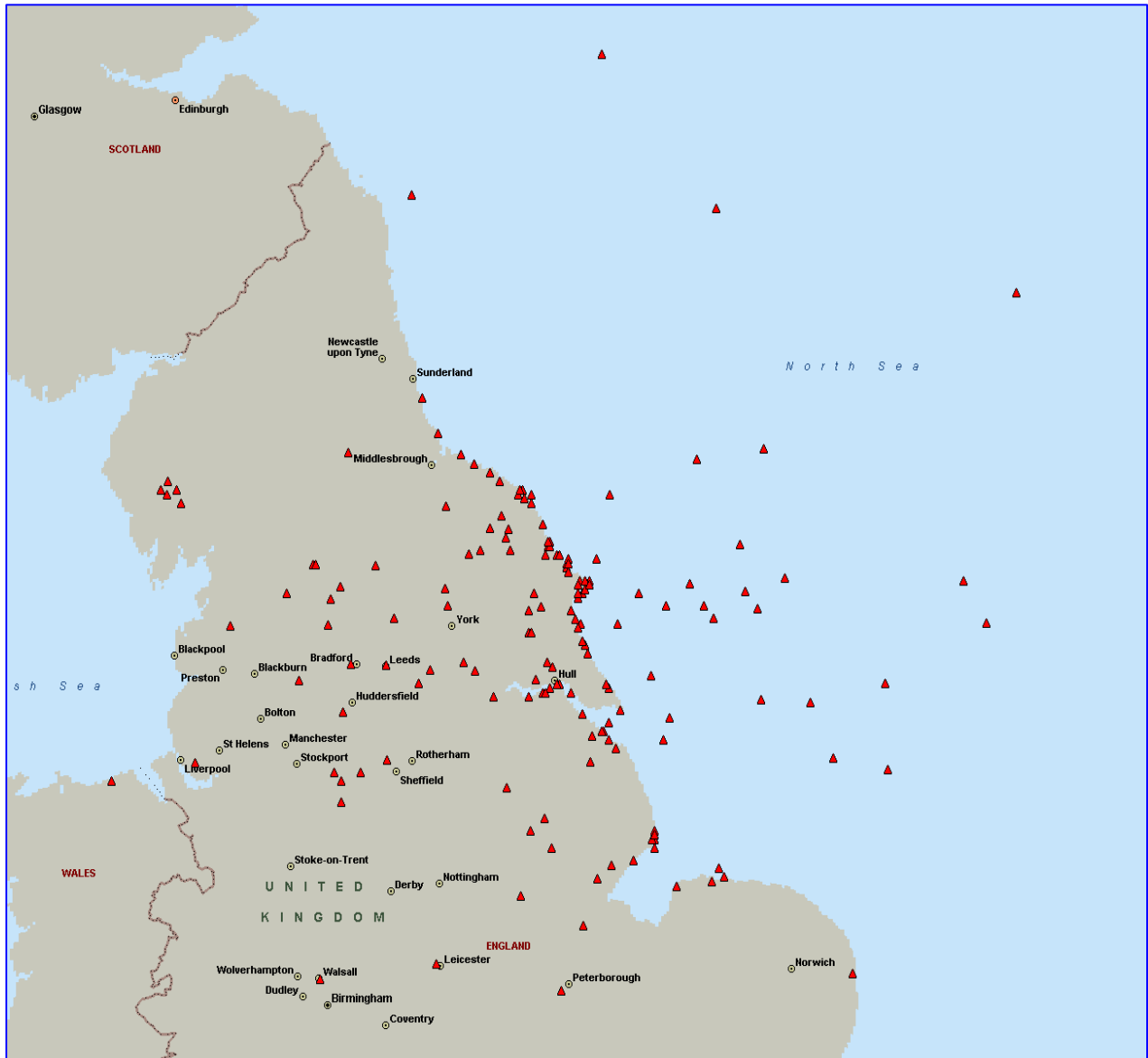


'Other' includes: Recovery, Search-Recovery, Transfer, Civ Aid, Top Cover, Search-Assist, False Alarm, Hoax Precaution, Aborted & Search-Aborted.



UK SAR HELICOPTER CALLOUTS - 2010

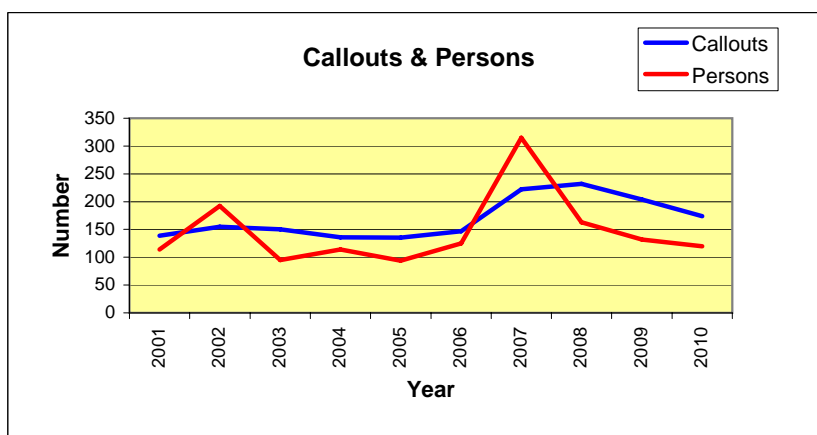
RAF Leconfield



RAF Leconfield - Helicopters

Annual Totals

	Callouts	Persons
2001	139	114
2002	155	192
2003	150	95
2004	136	114
2005	135	94
2006	147	125
2007	222	315
2008	232	163
2009	204	132
2010	174	120



Monthly Totals

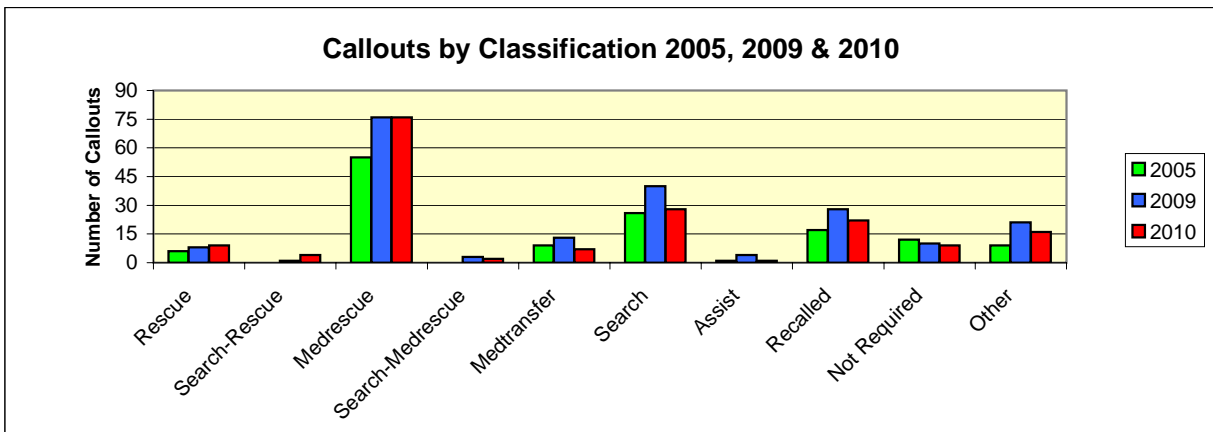
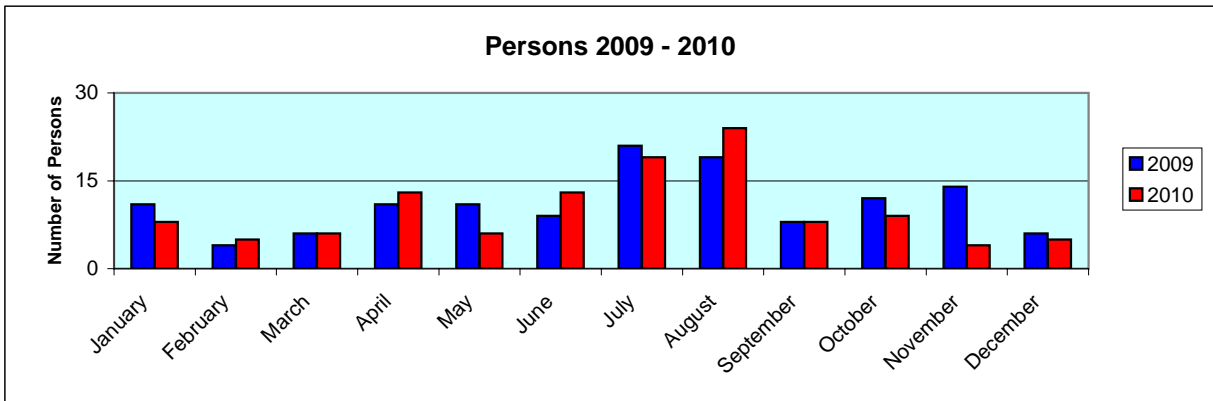
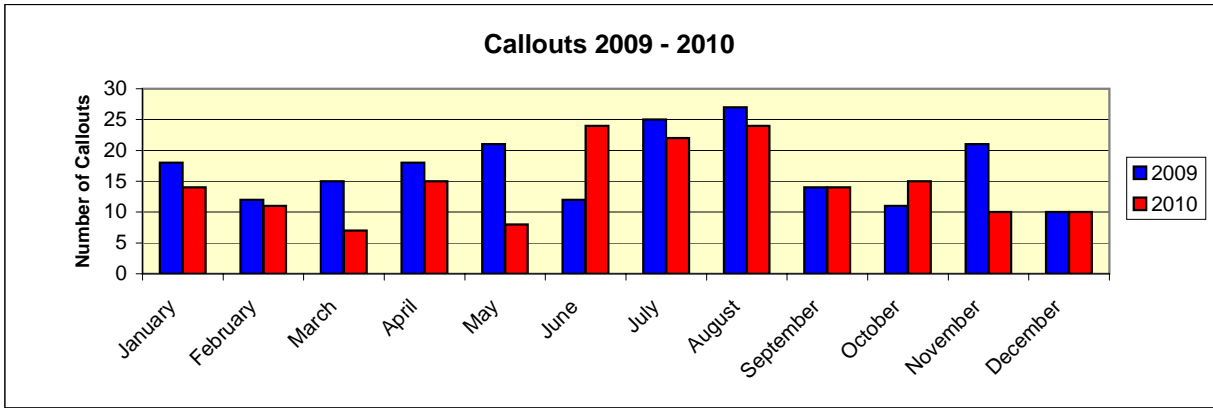
		Callouts	Persons
2010	January	14	8
	February	11	5
	March	7	6
	April	15	13
	May	8	6
	June	24	13
	July	22	19
	August	24	24
	September	14	8
	October	15	9
	November	10	4
	December	10	5
Total:		174	120

	Average Flying hours*		Average Distance from Base (nautical miles)	
	2009	2010	2009	2010
2009	1.51	1.57	55	55
2010	2.02	1.10	57	41
2009	1.44	1.10	33	31
2010	1.38	1.52	41	65
2009	1.04	1.07	62	37
2010	1.44	1.43	55	37
2009	1.28	1.31	43	39
2010	1.17	1.07	45	30
2009	2.06	1.28	61	43
2010	2.19	1.33	48	58
2009	1.44	2.12	62	43
2010	1.24	1.50	35	56
Annual Average:	1.38	1.33	50	44

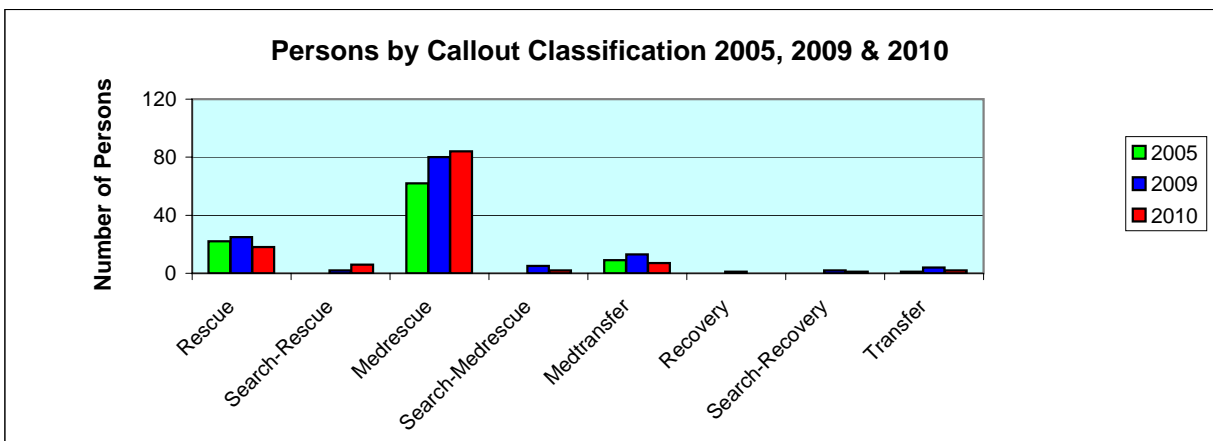
* 'Average Flying Hours ' are expressed in Hours and Minutes.
(Flying time excludes periods where an aircraft lands, whether the engines are shut down or not).



RAF Leconfield - Helicopters

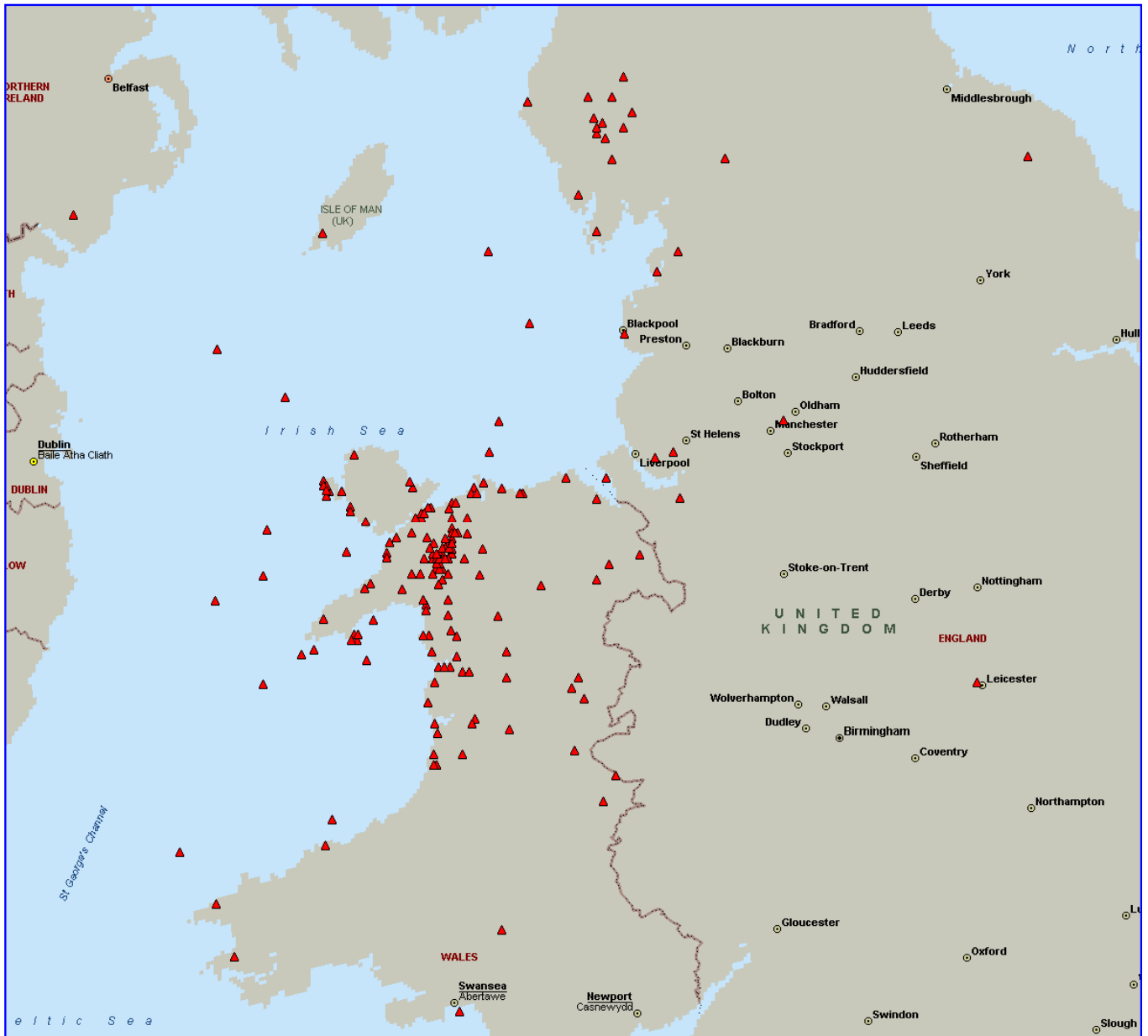


'Other' includes: Recovery, Search-Recovery, Transfer, Civ Aid, Top Cover, Search-Assist, False Alarm, Hoax Precaution, Aborted & Search-Aborted.



UK SAR HELICOPTER CALLOUTS - 2010

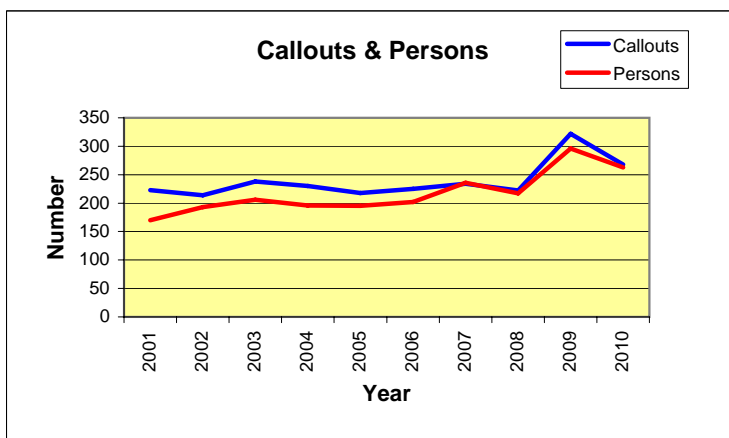
RAF Valley



RAF Valley - Helicopters

Annual Totals

	Callouts	Persons
2001	223	170
2002	214	193
2003	238	206
2004	230	196
2005	218	195
2006	225	202
2007	234	236
2008	222	217
2009	322	296
2010	268	263



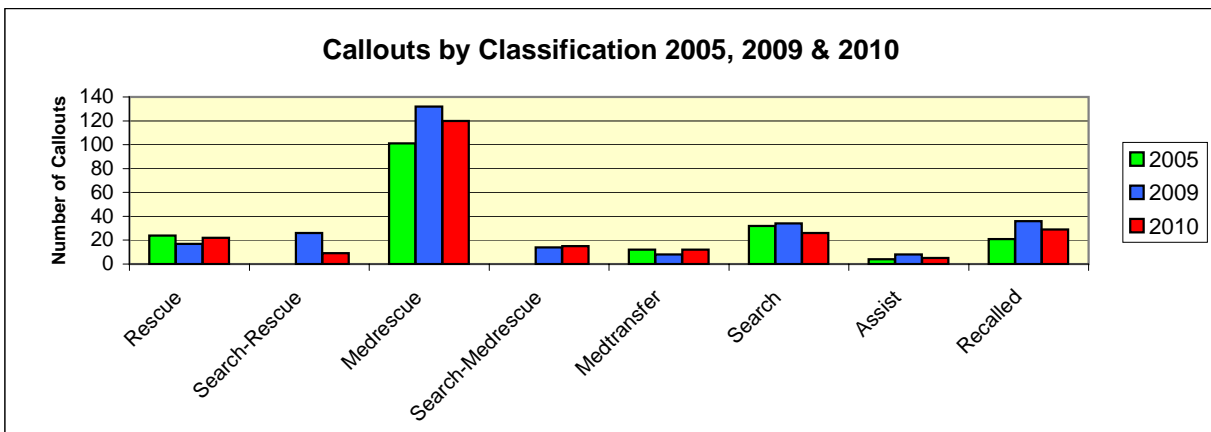
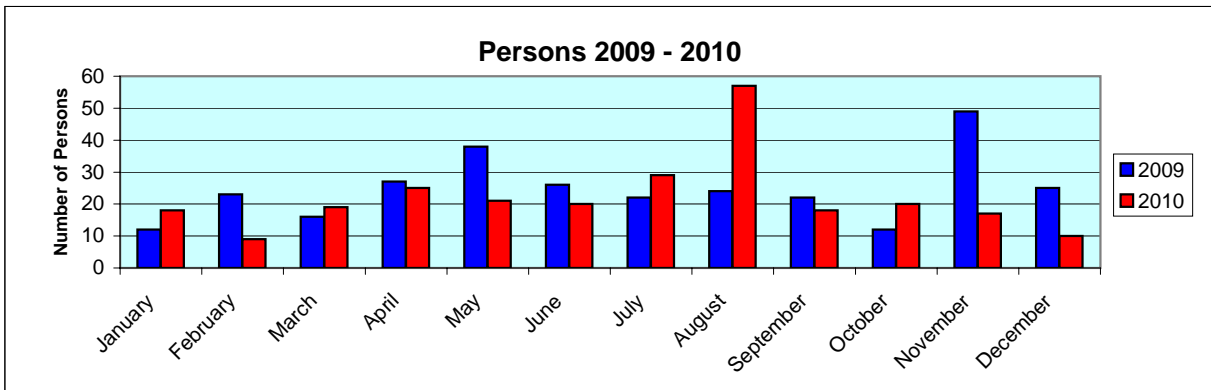
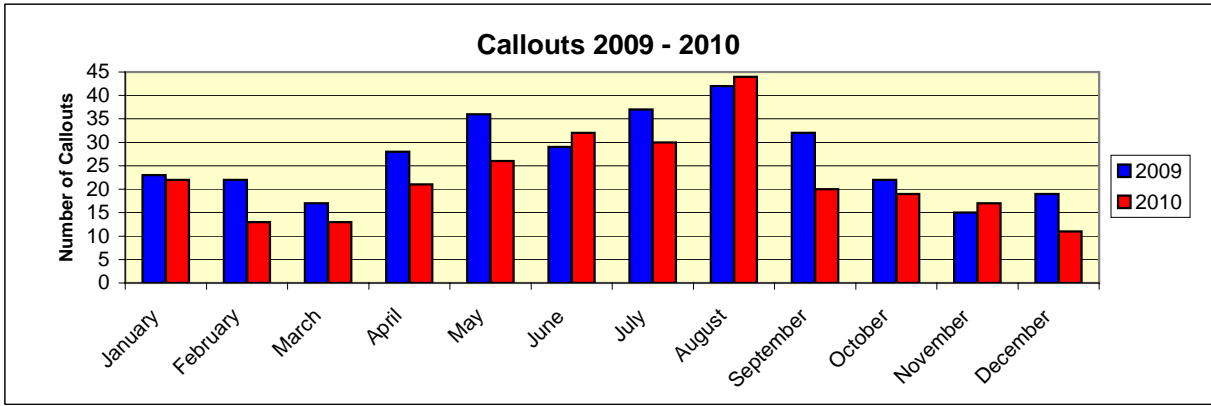
Monthly Totals

		Callouts	Persons
2010	January	22	18
	February	13	9
	March	13	19
	April	21	25
	May	26	21
	June	32	20
	July	30	29
	August	44	57
	September	20	18
	October	19	20
	November	17	17
	December	11	10
Total:		268	263

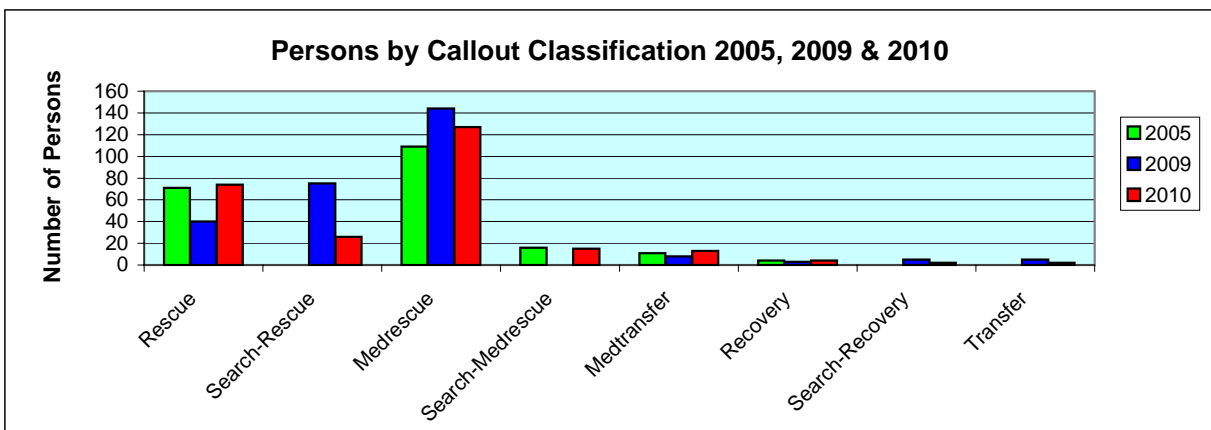
		Average Flying hours*		Average Distance from Base (nautical miles)	
		2009	2010	2009	2010
	January	1.38	1.46	50	43
	February	2.03	1.41	38	34
	March	1.29	1.18	29	25
	April	1.36	1.28	34	28
	May	1.22	1.27	31	27
	June	1.15	1.18	28	30
	July	1.48	1.24	35	32
	August	1.10	1.33	28	32
	September	1.31	1.20	63	28
	October	1.27	1.25	37	33
	November	2.34	1.39	48	35
	December	1.14	1.32	22	43
Annual Average:		1.33	1.29	37	32

* 'Average Flying Hours' are expressed in Hours and Minutes.
(Flying time excludes periods where an aircraft lands, whether the engines are shut down or not).

RAF Valley - Helicopters

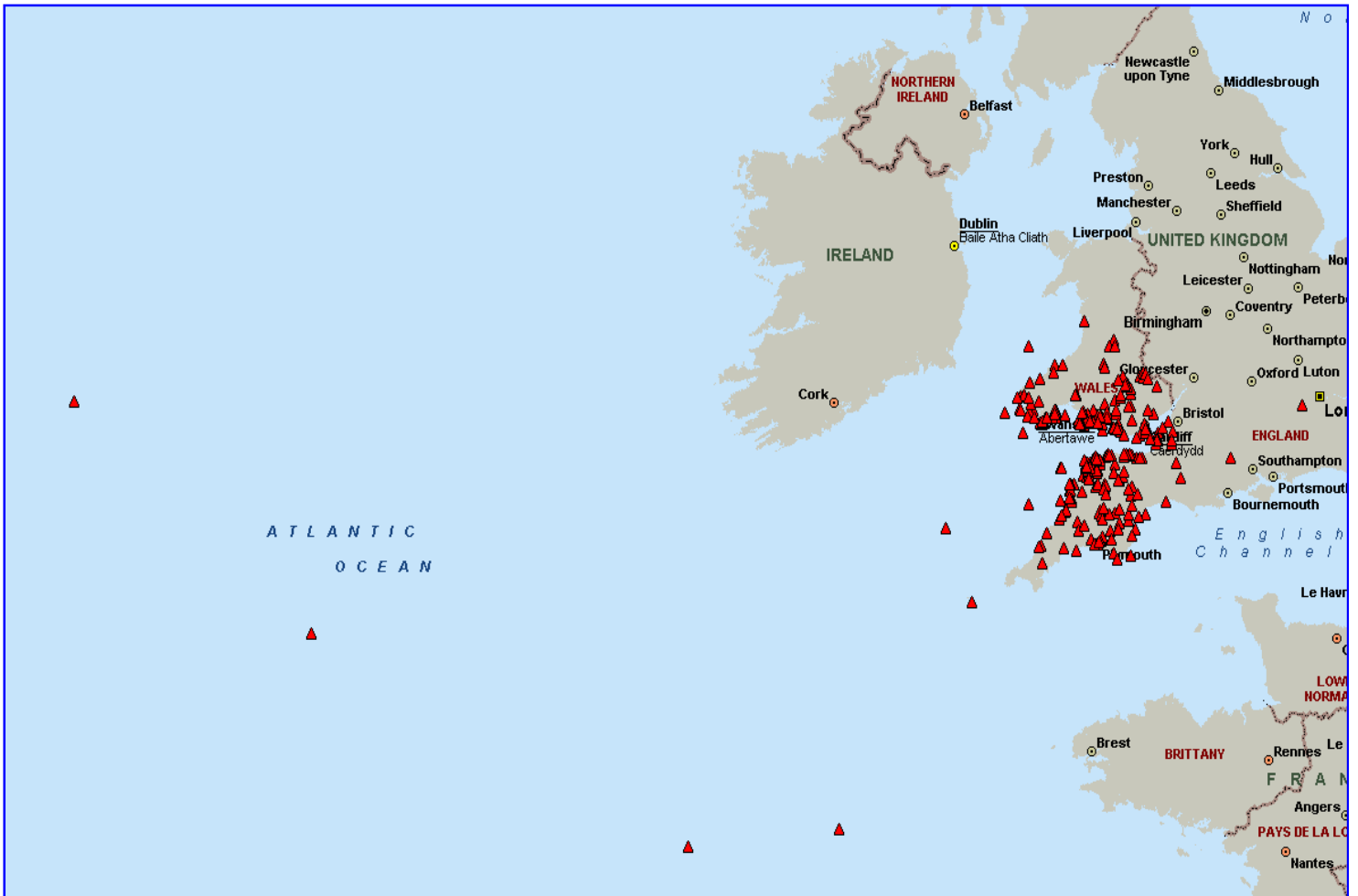


'Other' includes: Recovery, Search-Recovery, Transfer, Civ Aid, Top Cover, Search-Assist, False Alarm, Hoax Precaution, Aborted & Search-Aborted.



UK SAR HELICOPTER CALLOUTS - 2010

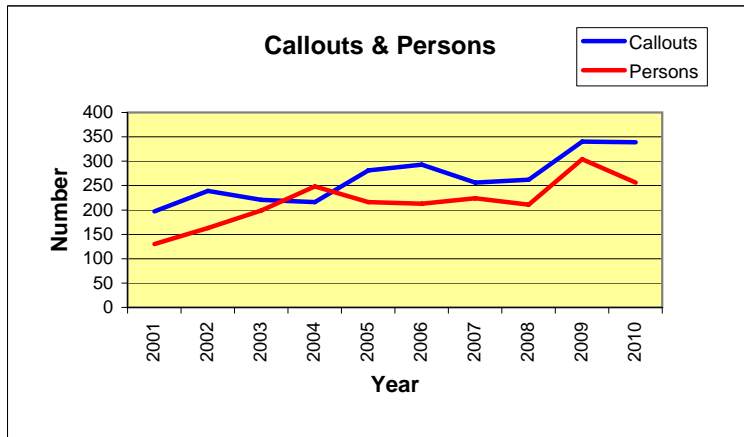
RAF Chivenor



RAF Chivenor - Helicopters

Annual Totals

	Callouts	Persons
2001	197	130
2002	239	163
2003	221	199
2004	216	248
2005	281	216
2006	293	213
2007	256	224
2008	262	211
2009	340	304
2010	339	256



Monthly Totals

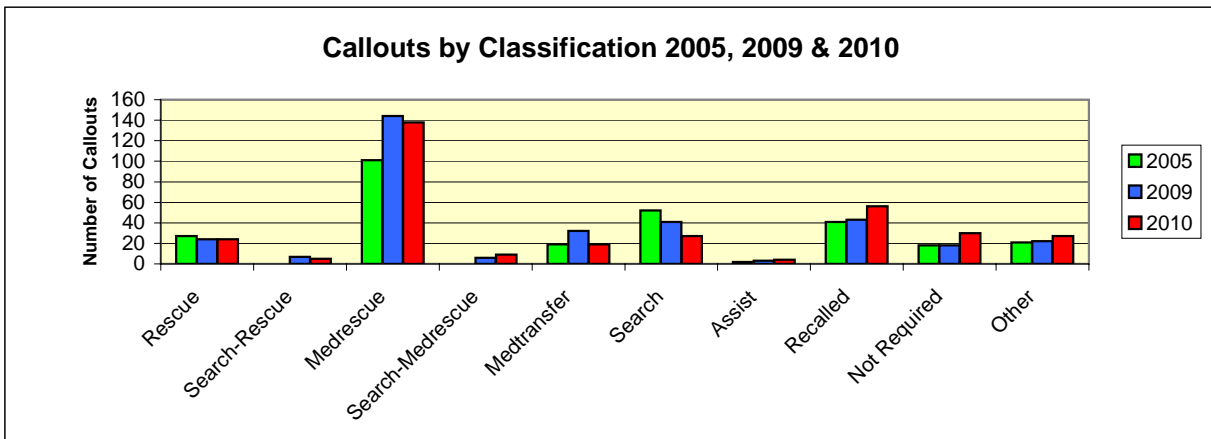
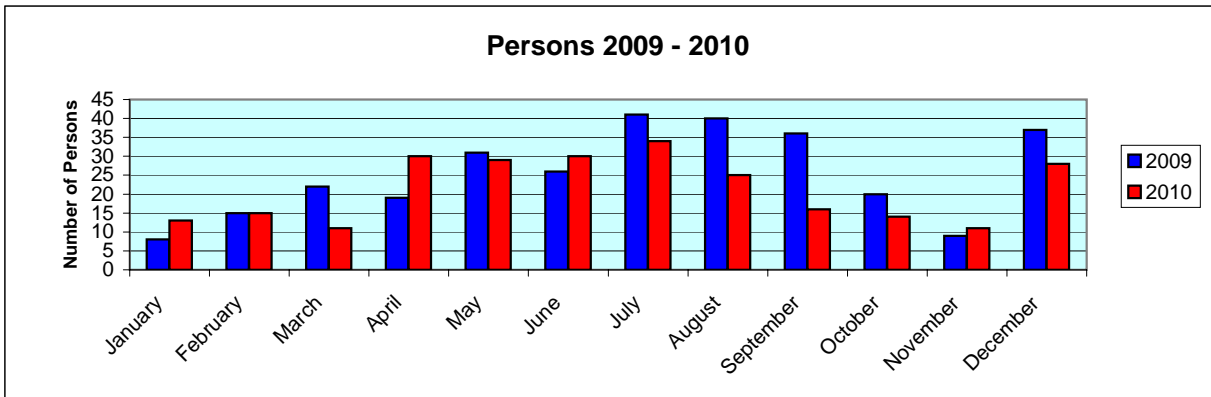
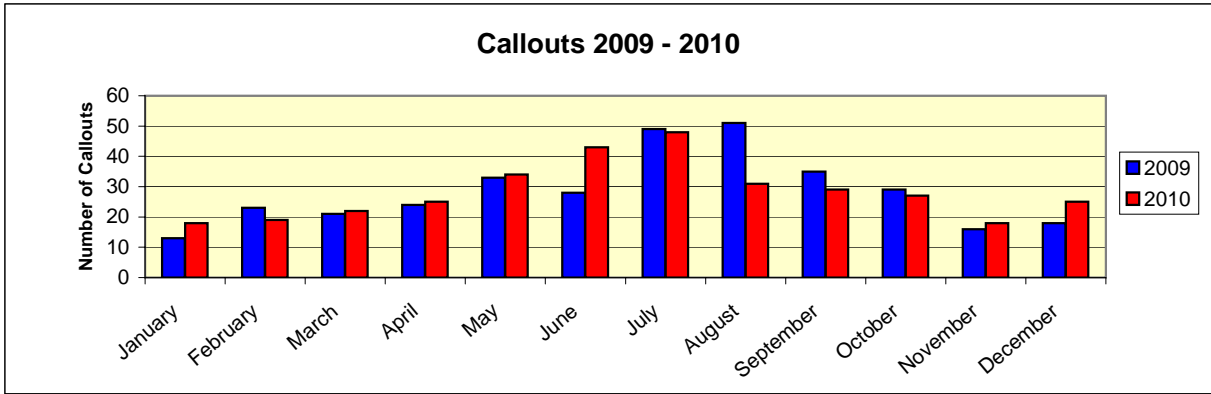
	Callouts	Persons
2010 January	18	13
February	19	15
March	22	11
April	25	30
May	34	29
June	43	30
July	48	34
August	31	25
September	29	16
October	27	14
November	18	11
December	25	28
Total:	339	256

	Average Flying hours*		Average Distance from Base (nautical miles)	
	2009	2010	2009	2010
January	1.41	0.54	32	25
February	1.08	1.21	36	34
March	0.60	1.37	32	60
April	1.25	1.29	47	35
May	1.26	1.15	40	52
June	1.25	0.49	41	34
July	1.07	0.56	40	38
August	1.08	1.12	33	31
September	1.16	1.03	33	29
October	1.16	1.07	49	38
November	1.59	1.12	81	30
December	1.28	1.24	31	41
Annual Average:	1.18	1.09	40	38

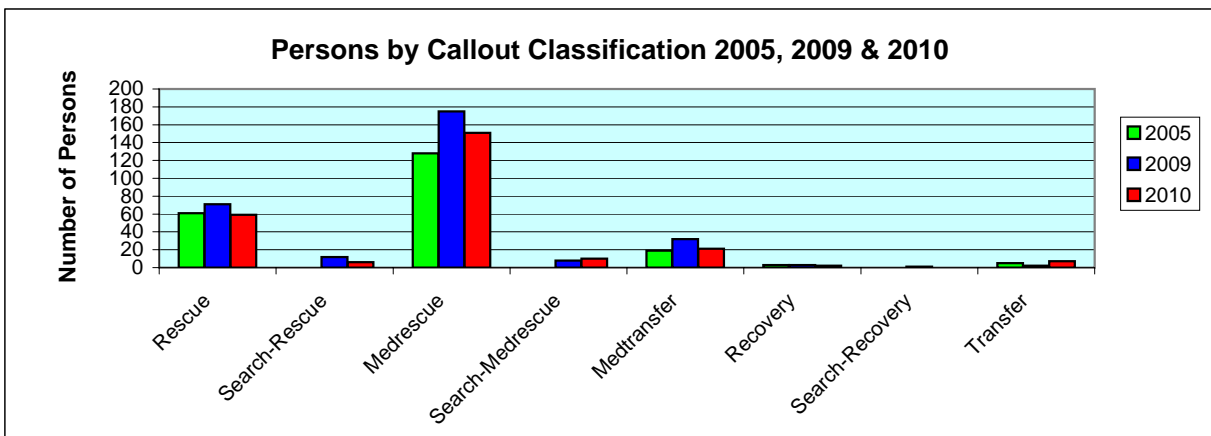
* 'Average Flying Hours ' are expressed in Hours and Minutes.
(Flying time excludes periods where an aircraft lands, whether the engines are shut down or not).



RAF Chivenor - Helicopters

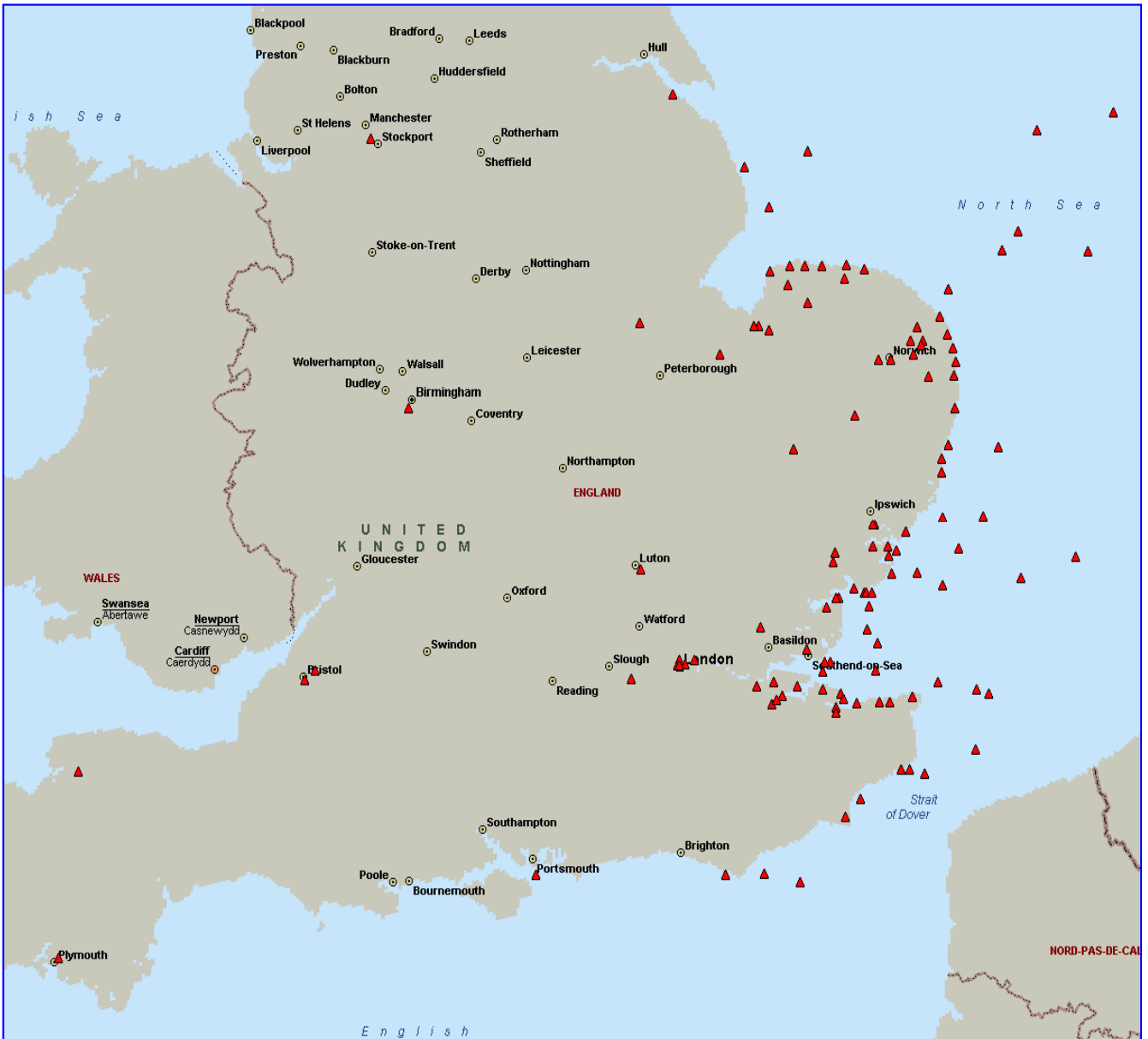


'Other' includes: Recovery, Search-Recovery, Transfer, Civ Aid, Top Cover, Search-Assist, False Alarm, Hoax Precaution, Aborted & Search-Aborted.



UK SAR HELICOPTER CALLOUTS - 2010

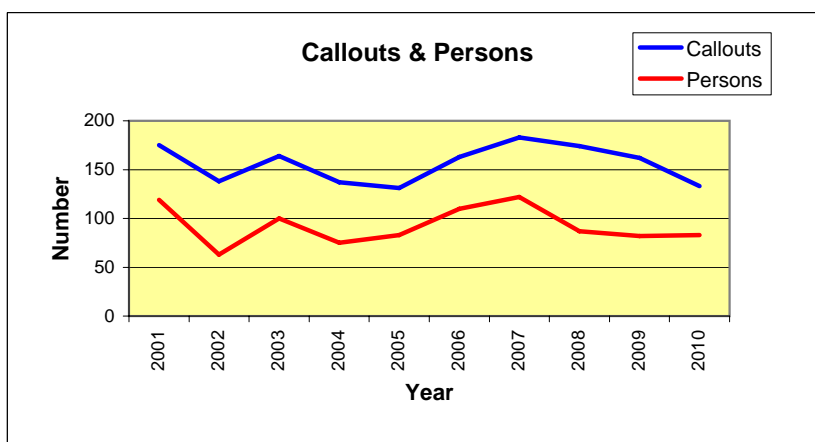
RAF Wattisham



RAF Wattisham - Helicopters

Annual Totals

	Callouts	Persons
2001	175	119
2002	138	63
2003	164	100
2004	137	75
2005	131	83
2006	163	110
2007	183	122
2008	174	87
2009	162	82
2010	133	83



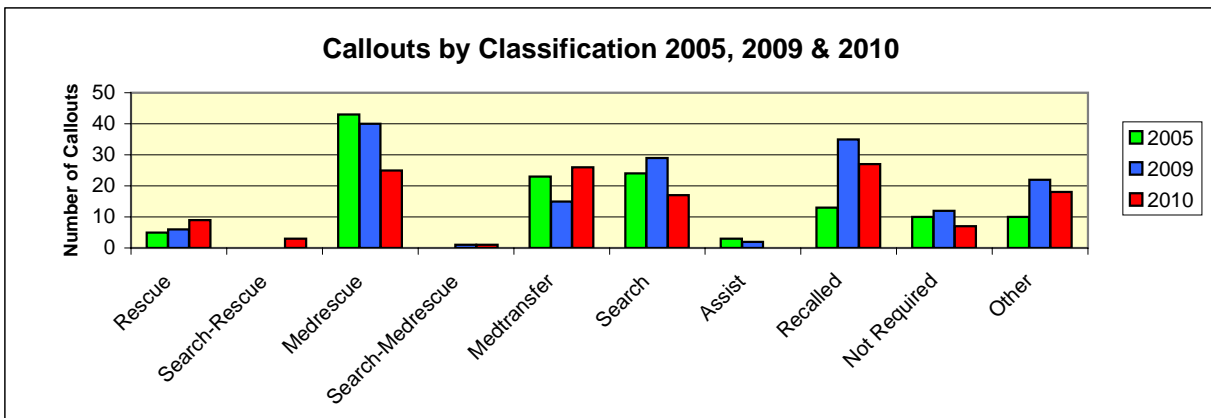
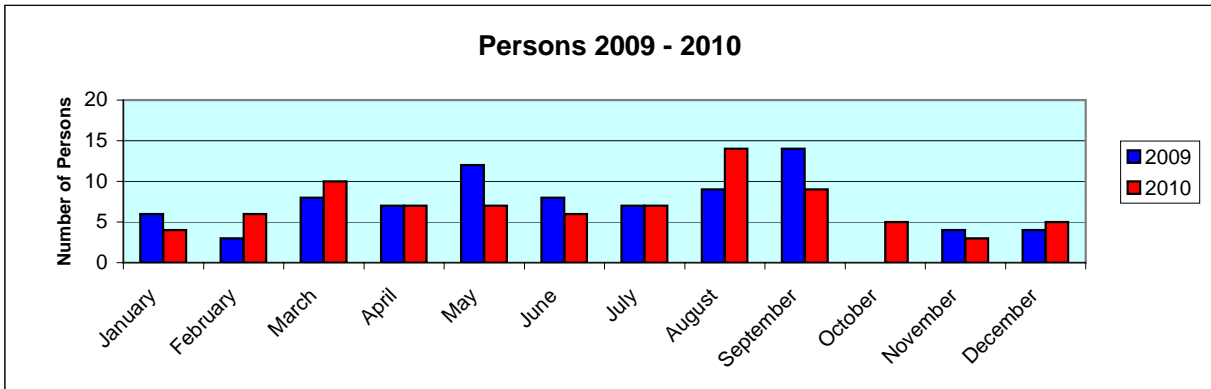
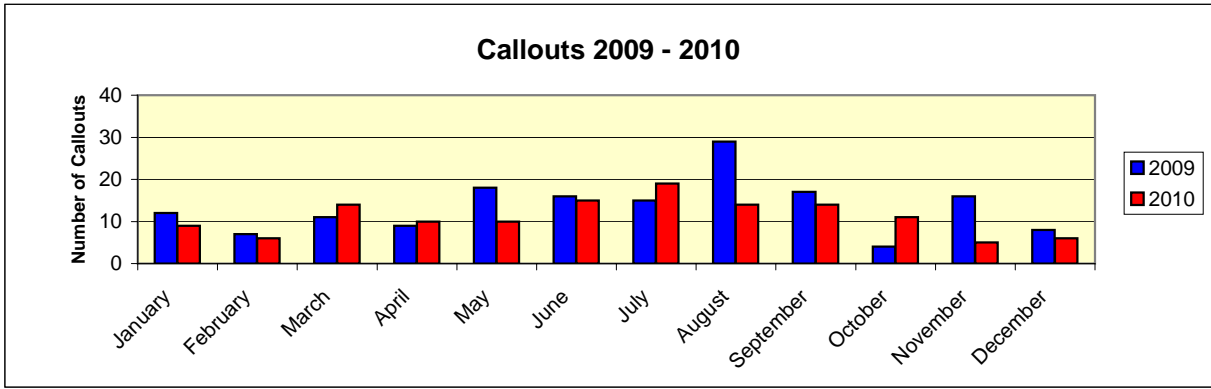
Monthly Totals

	Callouts	Persons
2010 January	9	4
February	6	6
March	14	10
April	10	7
May	10	7
June	15	6
July	19	7
August	14	14
September	14	9
October	11	5
November	5	3
December	6	5
Total:	133	83

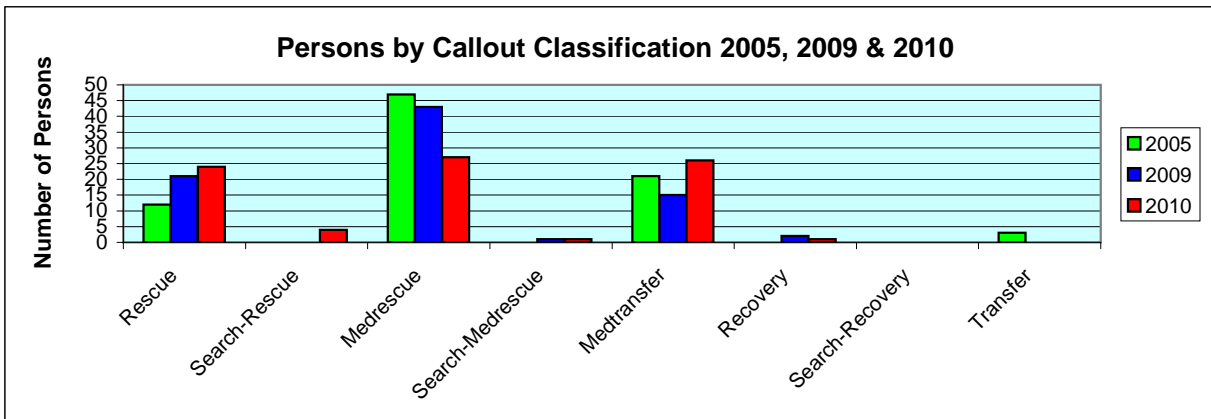
	Average Flying hours*		Average Distance from Base (nautical miles)	
2010 January	2.02	2.17	48	34
February	1.46	2.31	37	39
March	1.17	2.01	47	55
April	2.08	2.06	51	42
May	1.29	1.35	49	39
June	1.48	1.19	57	57
July	1.33	1.09	51	45
August	1.05	1.32	45	43
September	1.22	1.29	42	51
October	0.21	1.36	39	51
November	1.04	2.01	43	52
December	1.45	2.07	41	89
Annual Average:	1.27	1.42	47	49

* 'Average Flying Hours ' are expressed in Hours and Minutes.
 (Flying time excludes periods where an aircraft lands, whether the engines are shut down or not).

RAF Wattisham - Helicopters

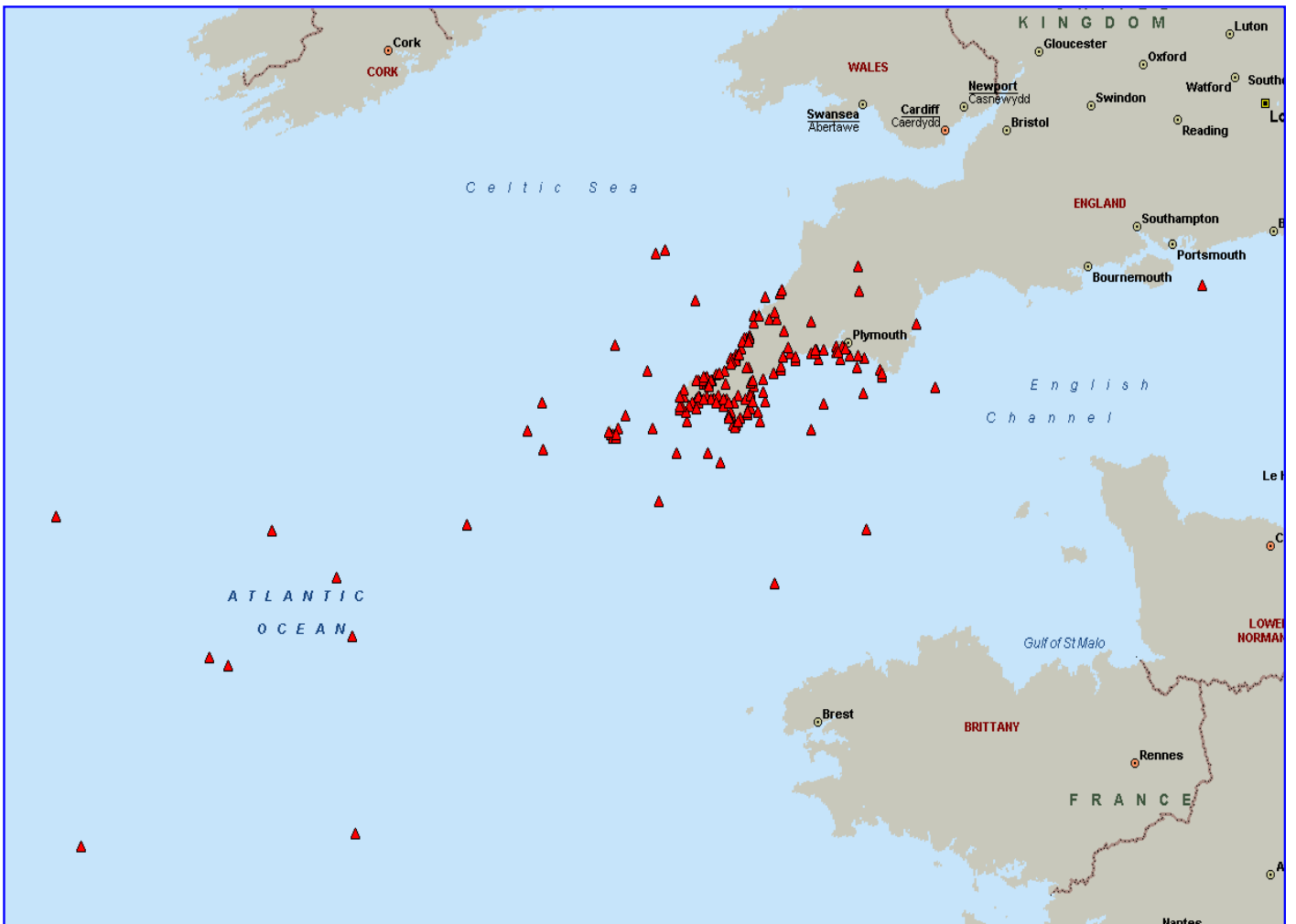


'Other' includes: Recovery, Search-Recovery, Transfer, Civ Aid, Top Cover, Search-Assist, False Alarm, Hoax Precaution, Aborted & Search-Aborted.



UK SAR HELICOPTER CALLOUTS - 2010

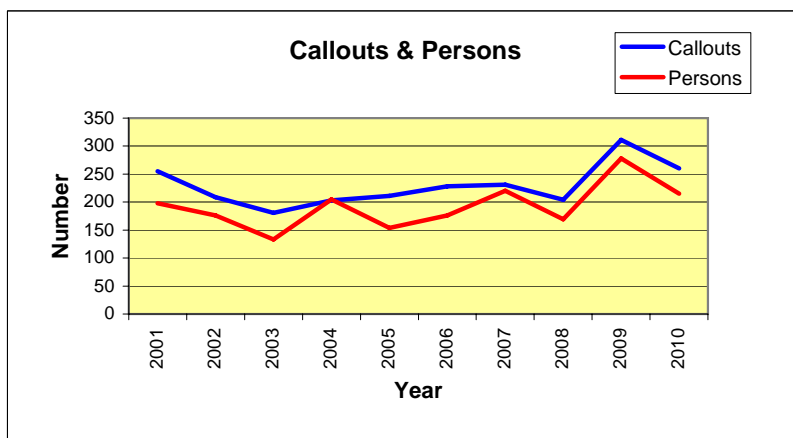
RNAS Culdrose



Royal Navy Culdrose - Helicopters

Annual Totals

	Callouts	Persons
2001	255	198
2002	209	176
2003	181	133
2004	203	205
2005	211	154
2006	228	176
2007	231	220
2008	204	169
2009	311	278
2010	260	215



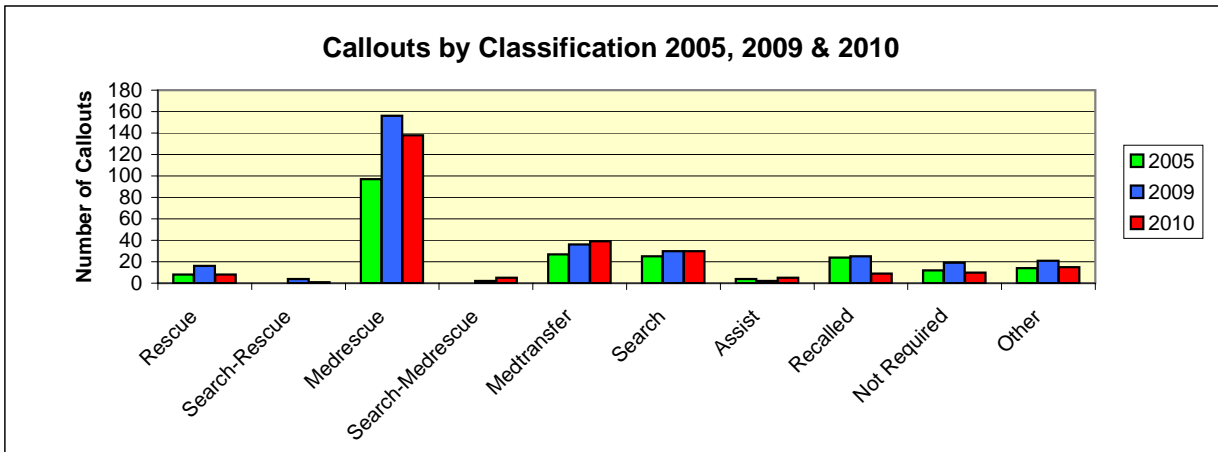
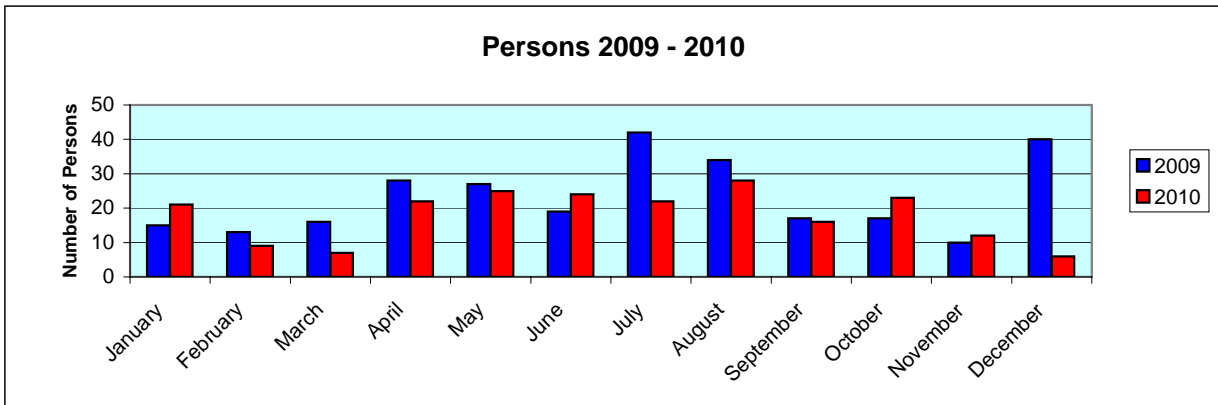
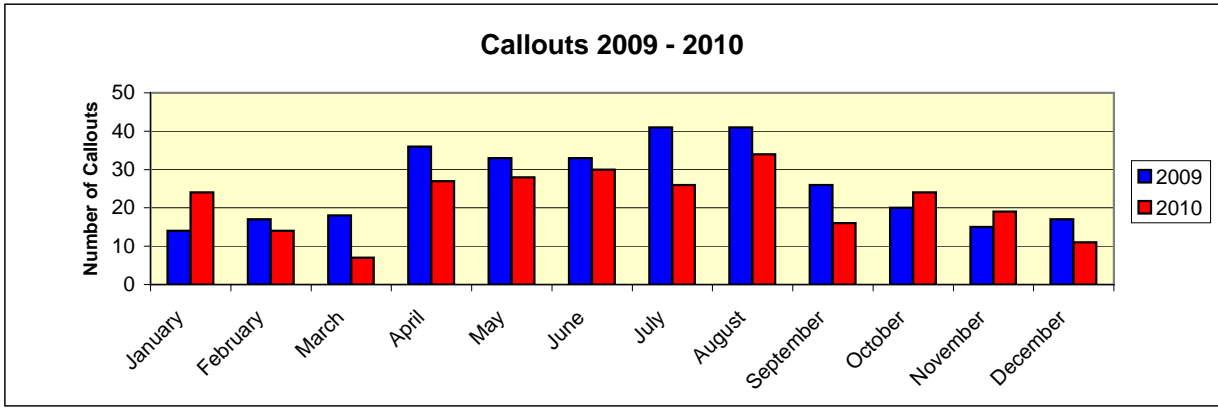
Monthly Totals

		Callouts	Persons
2010	January	24	21
	February	14	9
	March	7	7
	April	27	22
	May	28	25
	June	30	24
	July	26	22
	August	34	28
	September	16	16
	October	24	23
	November	19	12
	December	11	6
Total:		260	215

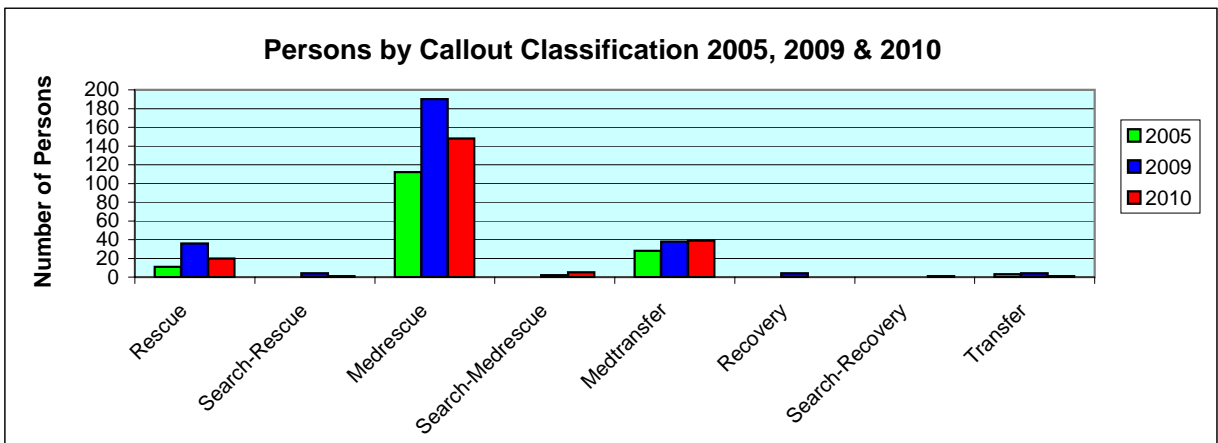
	Average Flying hours*		Average Distance from Base (nautical miles)	
	1.12	1.26	29	35
	1.28	2.09	33	51
	1.44	0.56	42	18
	1.32	1.23	31	28
	1.17	1.14	35	33
	1.22	1.22	32	23
	1.04	1.14	31	26
	0.58	1.11	22	29
	0.58	1.18	28	29
	1.18	1.11	36	53
	1.27	1.22	48	26
	1.28	1.45	37	46
Annual Average:	1.16	1.21	32	32

* 'Average Flying Hours ' are expressed in Hours and Minutes.
(Flying time excludes periods where an aircraft lands, whether the engines are shut down or not).

Royal Navy Culdrose - Helicopters

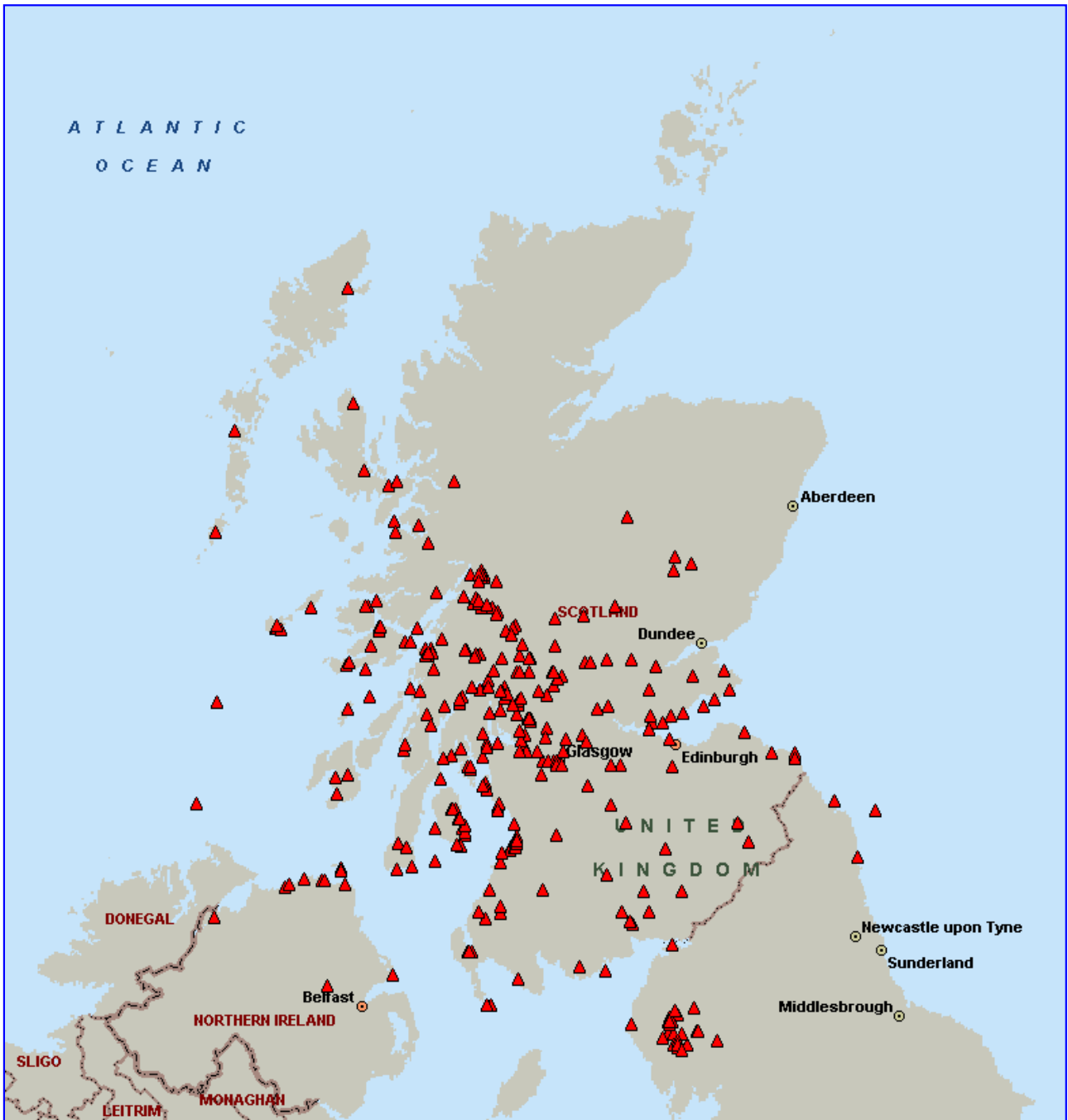


'Other' includes: Recovery, Search-Recovery, Transfer, Civ Aid, Top Cover, Search-Assist, False Alarm, Hoax Precaution, Aborted & Search-Aborted.



UK SAR HELICOPTER CALLOUTS - 2010

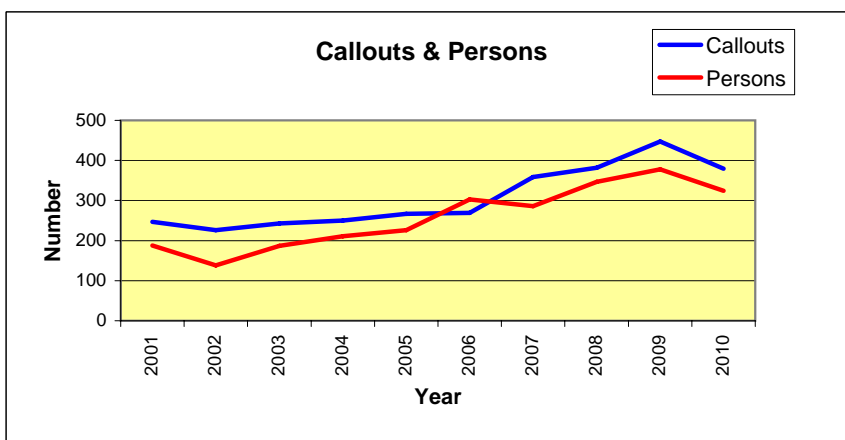
HMS Gannet



Royal Navy - HMS Gannet

Annual Totals

	Callouts	Persons
2001	247	188
2002	226	138
2003	243	187
2004	250	211
2005	267	226
2006	269	303
2007	359	286
2008	382	347
2009	447	378
2010	379	324



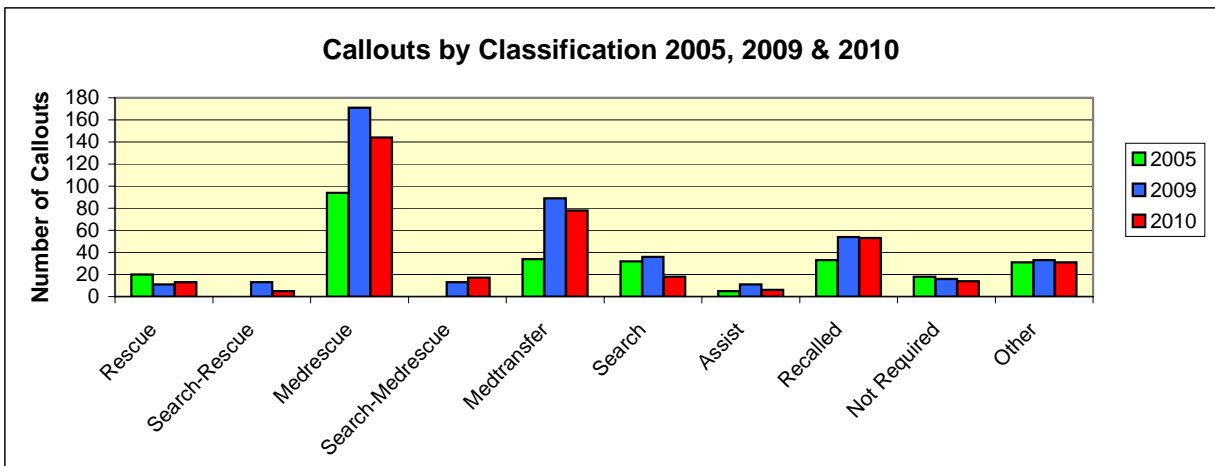
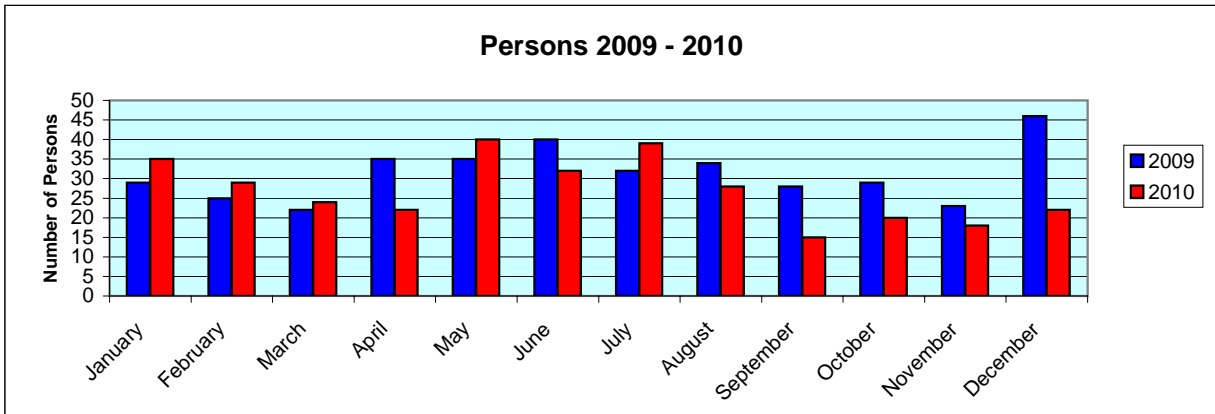
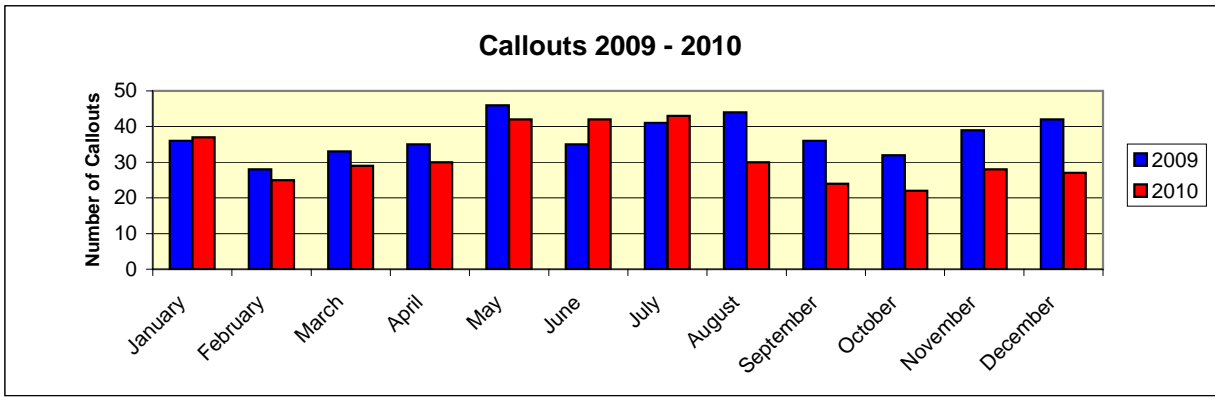
Monthly Totals

	Callouts	Persons
2010 January	37	35
February	25	29
March	29	24
April	30	22
May	42	40
June	42	32
July	43	39
August	30	28
September	24	15
October	22	20
November	28	18
December	27	22
Total:	379	324

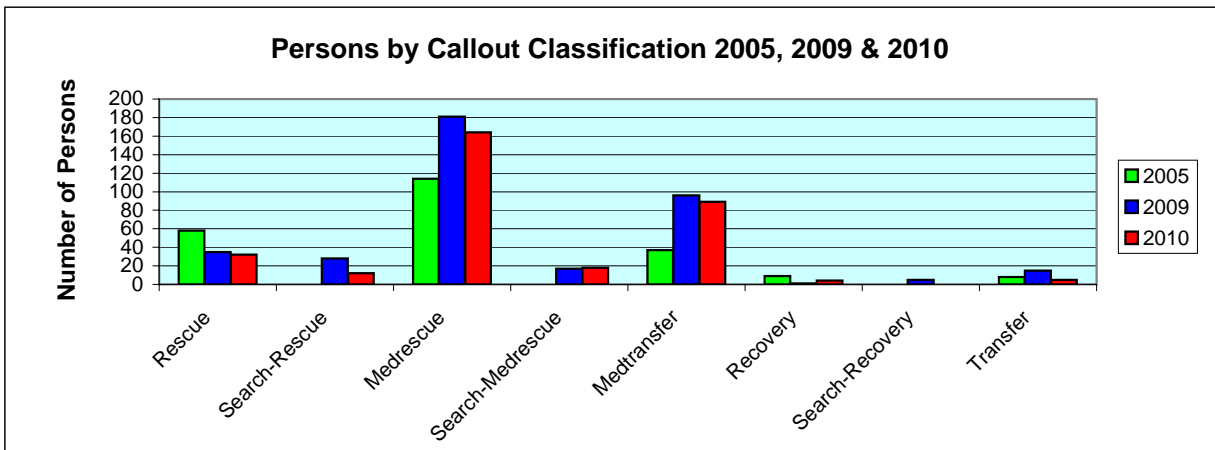
	Average Flying hours*		Average Distance from Base (nautical miles)	
	2009	2010	2009	2010
2009	1.39	1.35	60	53
2010	1.48	1.40	56	52
2011	1.41	1.55	45	53
2012	1.27	1.58	43	56
2013	1.50	1.18	63	57
2014	1.30	1.24	50	51
2015	1.38	1.22	56	51
2016	1.18	1.54	51	58
2017	1.36	0.59	61	44
2018	1.37	1.39	58	50
2019	1.23	1.28	58	51
2020	1.32	1.29	53	59
Annual Average:	1.35	1.33	55	53

* 'Average Flying Hours' are expressed in Hours and Minutes.
(Flying time excludes periods where an aircraft lands, whether the engines are shut down or not).

Royal Navy - HMS Gannet



'Other' includes Search-Rescue, Search-Medrescue, Recovery, Search-Recovery, Transfer, Civ Aid, Top Cover, Search-Assist, False Alarm, Hoax, Precaution, Aborted and Search-Aborted.



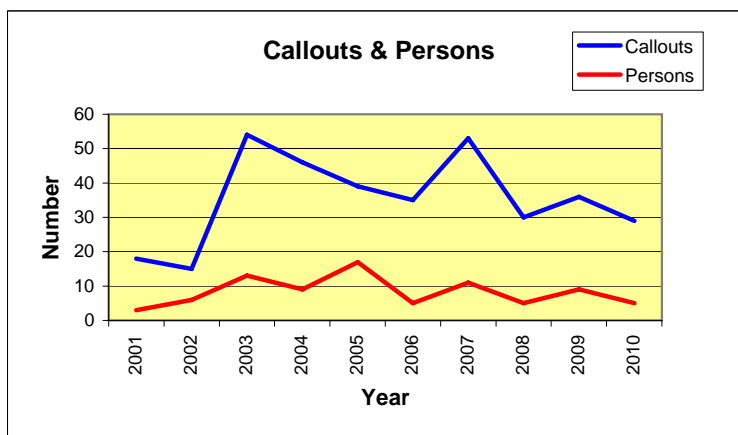
SECTION 3

OVERSEAS HELICOPTERS

Cyprus - Helicopters

Annual Totals

	Callouts	Persons
2001	18	3
2002	15	6
2003	54	13
2004	46	9
2005	39	17
2006	35	5
2007	53	11
2008	30	5
2009	36	9
2010	29	5



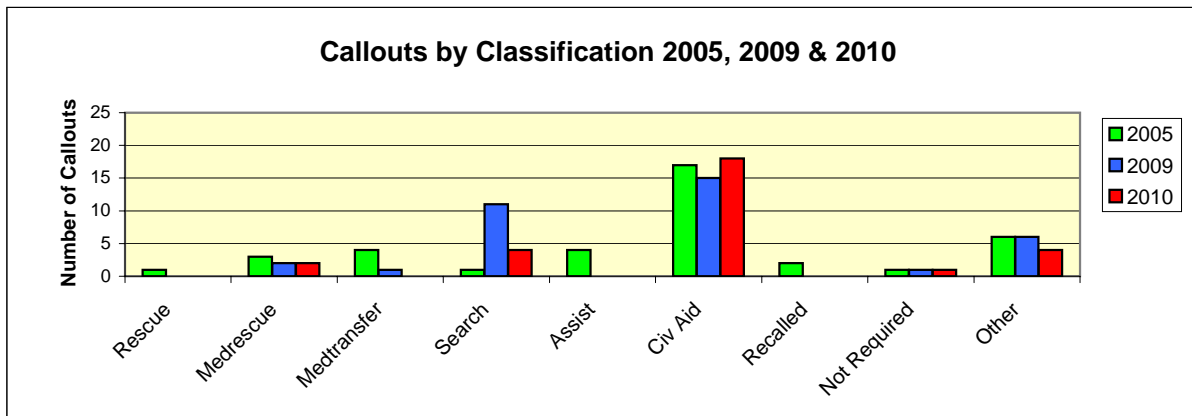
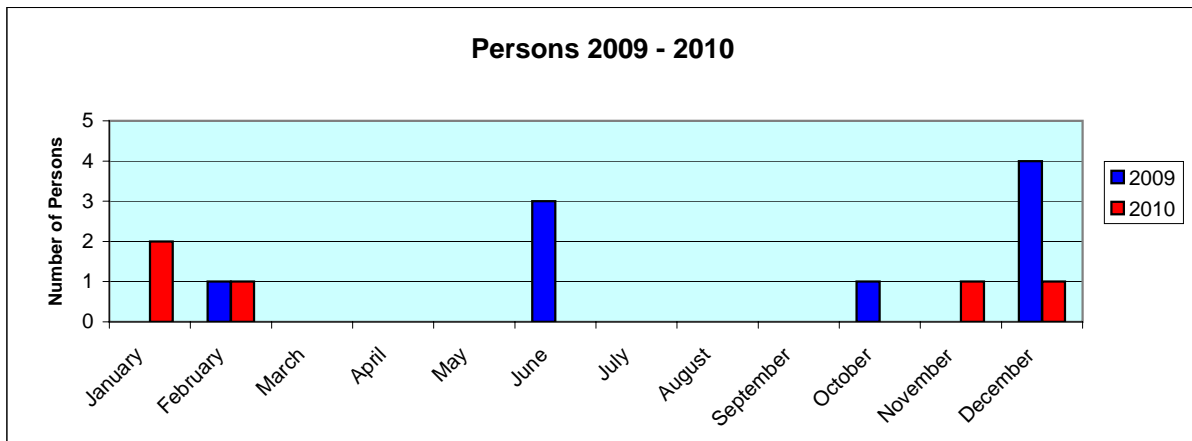
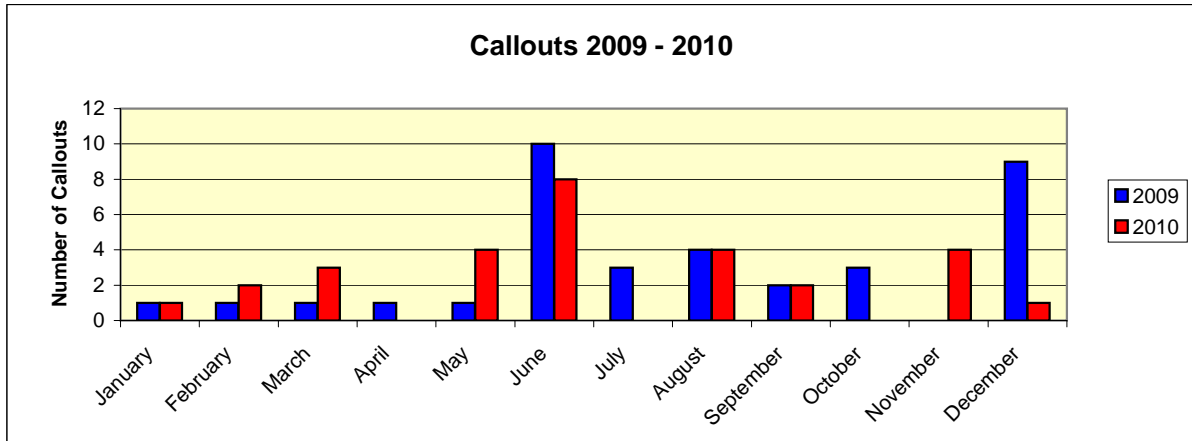
Monthly Totals

	Callouts	Persons
2010 January	1	2
February	2	1
March	3	0
April	0	0
May	4	0
June	8	0
July	0	0
August	4	0
September	2	0
October	0	0
November	4	1
December	1	1
Total:	29	5

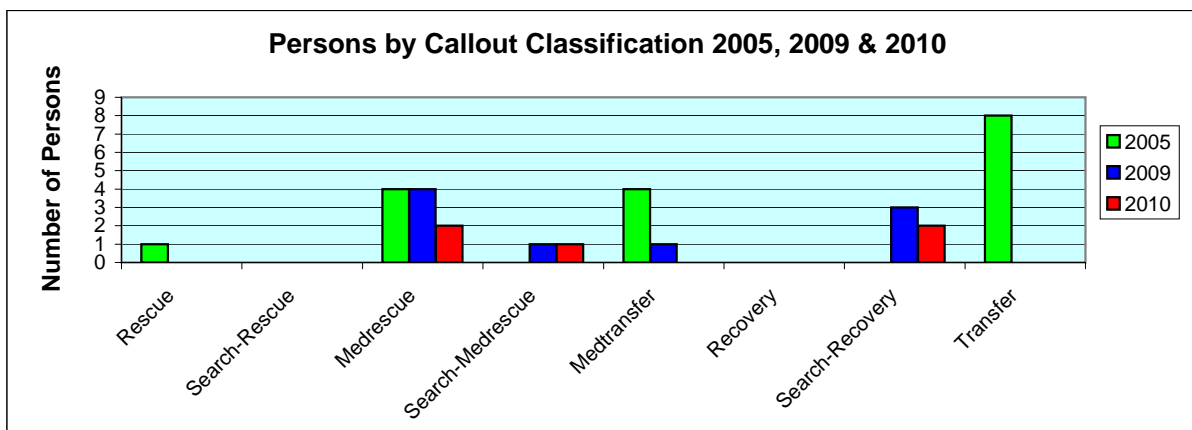
	Average Flying hours*		Average Distance from Base (nautical miles)	
	2009	2010	2009	2010
2009	2.20	8.00	3	130
2010	2.15	1.40	1	6
2009	0.35	2.28	18	14
2010	1.30	0.00	3	0
2009	0.55	1.59	6	36
2010	2.05	1.58	20	17
2009	0.32	0.00	6	0
2010	1.25	1.41	13	15
2009	1.45	3.00	20	26
2010	1.42	0.00	17	0
2009	0.00	2.27	0	25
2010	5.05	0.35	96	0
Total:	2.30	2.16	35	23

* 'Average Flying Hours' are expressed in Hours and Minutes.
(Flying time excludes periods where an aircraft lands, whether the engines are shut down or not).

Cyprus - Helicopters



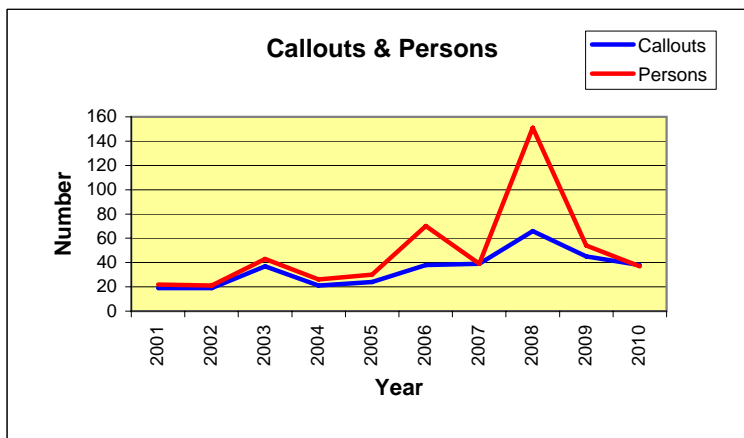
'Other' includes Search-Rescue, Search-Medrescue, Recovery, Search-Recovery, Transfer, Top Cover, Search-Assist, False Alarm, Hoax, Precaution, Aborted and Search-Aborted.



Falklands - Helicopters

Annual Totals

	Callouts	Persons
2001	19	22
2002	19	21
2003	37	43
2004	21	26
2005	24	30
2006	38	70
2007	39	39
2008	66	151
2009	45	54
2010	38	37



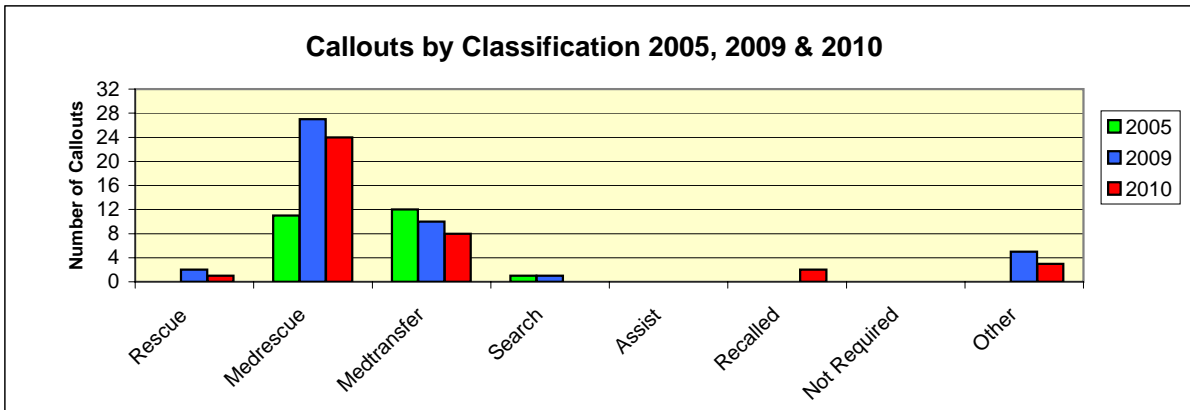
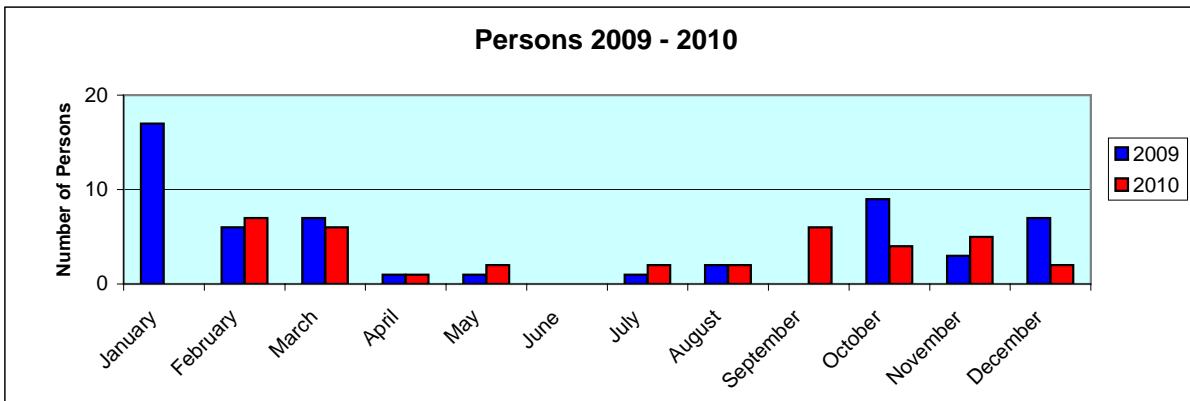
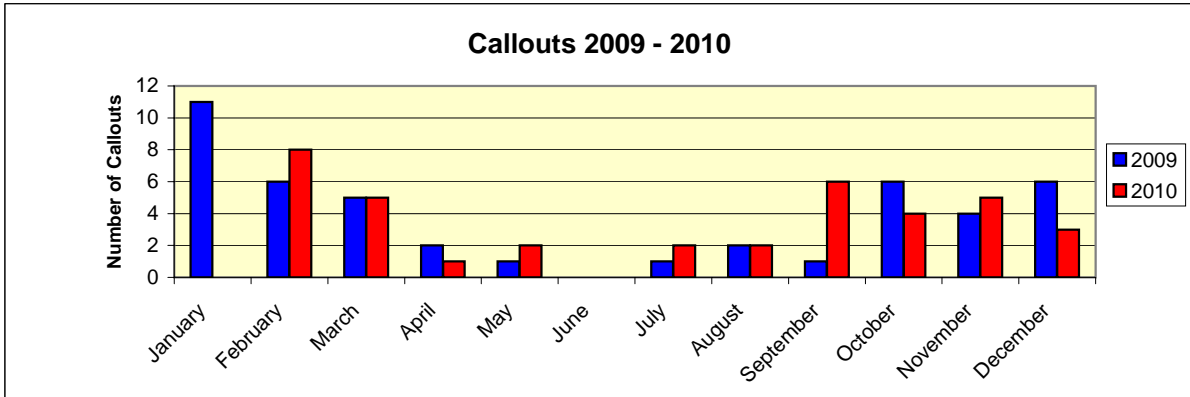
Monthly Totals

		Callouts	Persons
2010	January	0	0
	February	8	7
	March	5	6
	April	1	1
	May	2	2
	June	0	0
	July	2	2
	August	2	2
	September	6	6
	October	4	4
	November	5	5
	December	3	2
Total:		38	37

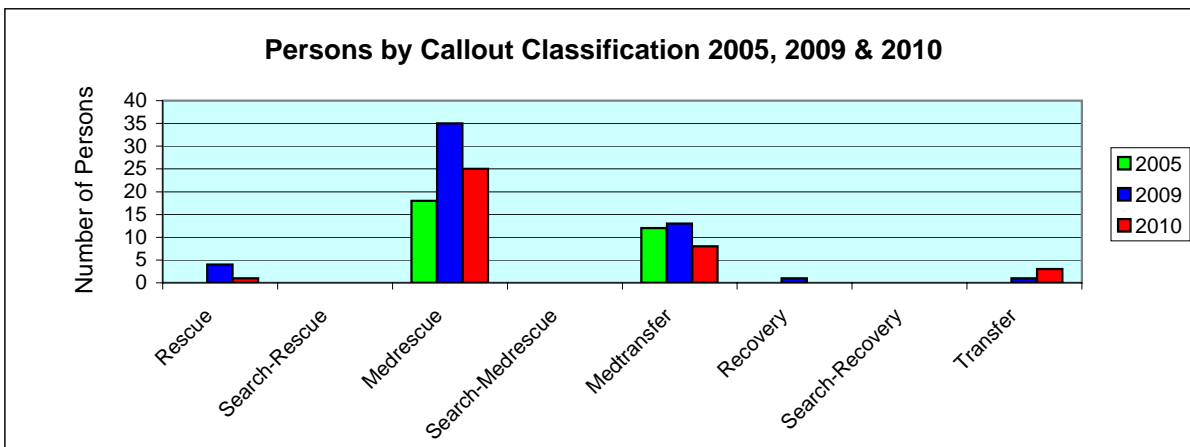
		Average Flying hours*		Average Distance from Base (nautical miles)	
		2009	2010	2009	2010
	2009	1.29	0.00	56	0
	2010	2.08	1.28	93	42
	2009	2.01	3.00	72	125
	2010	1.05	1.10	55	21
	2009	4.00	1.00	140	13
	2010	0.00	0.00	0	0
	2009	1.35	3.40	12	133
	2010	2.22	3.57	66	155
	2009	0.30	1.45	20	68
	2010	1.13	3.05	15	125
	2009	3.42	1.11	84	10
	2010	1.27	2.12	30	131
Annual Average:		1.51	2.07	57	77

* 'Average Flying Hours' are expressed in Hours and Minutes.
(Flying time excludes periods where an aircraft lands, whether the engines are shut down or not).

Falklands - Helicopters



'Other' includes Search-Rescue, Search-Medrescue, Recovery, Search-Recovery, Transfer, Civ Aid, Top Cover, Search-Assist, False Alarm, Hoax, Precaution, Aborted and Search-Aborted.



SECTION 4

MOUNTAIN RESCUE TEAMS

UK SAR MRT CALLOUTS

2010

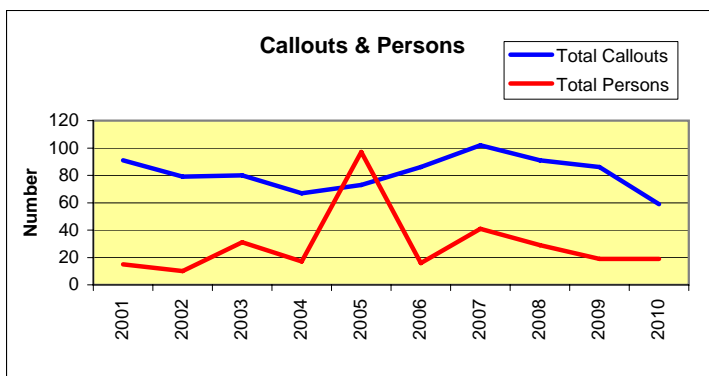
MRT Kinloss ▲	MRT Valley ▲
MRT Leeming ▲	MRT Leuchars ▲



RAF Mountain Rescue Teams

Annual Totals

	Total Callouts	Total Persons	Kinloss		Leeming		Leuchars		Valley		Other*	
			Callouts	Persons	Callouts	Persons	Callouts	Persons	Callouts	Persons	Callouts	Persons
2001	91	15	25	1	21	4	17	3	0	0	28	7
2002	79	10	31	1	16	9	9	0	0	0	23	0
2003	80	31	33	5	16	16	15	5	0	0	16	5
2004	67	17	30	7	4	0	15	7	0	0	18	3
2005	73	97	32	71	6	21	16	2	18	3	1	0
2006	86	16	24	4	14	1	13	1	35	10	0	0
2007	102	41	39	4	13	7	14	3	35	27	1	0
2008	91	29	32	7	12	7	21	9	25	5	1	1
2009	86	19	29	7	13	1	22	6	22	5	0	0
2010	59	19	20	4	8	6	14	3	17	6	0	0



The number of Persons assisted by MRTs can be difficult to quantify due to the nature of their work. MRTs spend long periods of time searching for, recovering and giving medical assistance to casualties in mountainous terrain. Casualties are often handed over to SAR helicopter crews for expedient transportation to a medical facility or other safe environment. Any Persons rescued in this manner are then accounted for in the accompanying helicopter callout and not by the MRT.

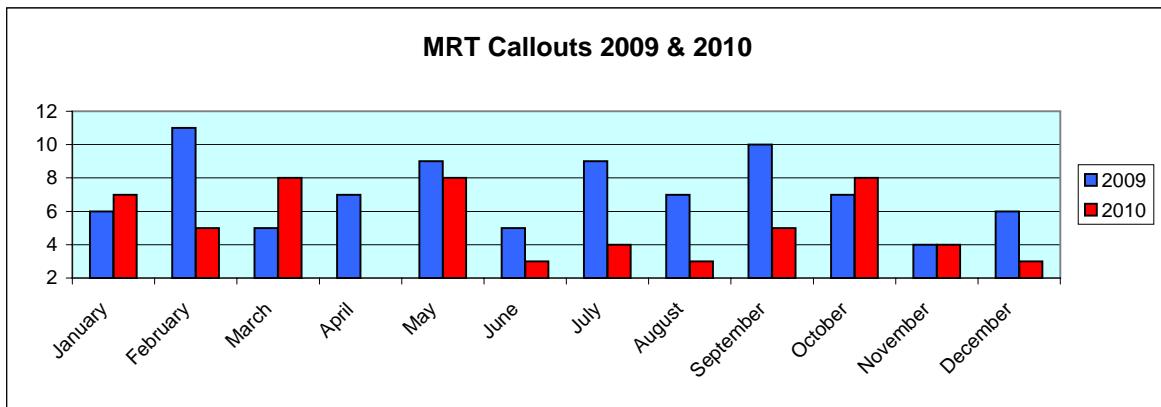
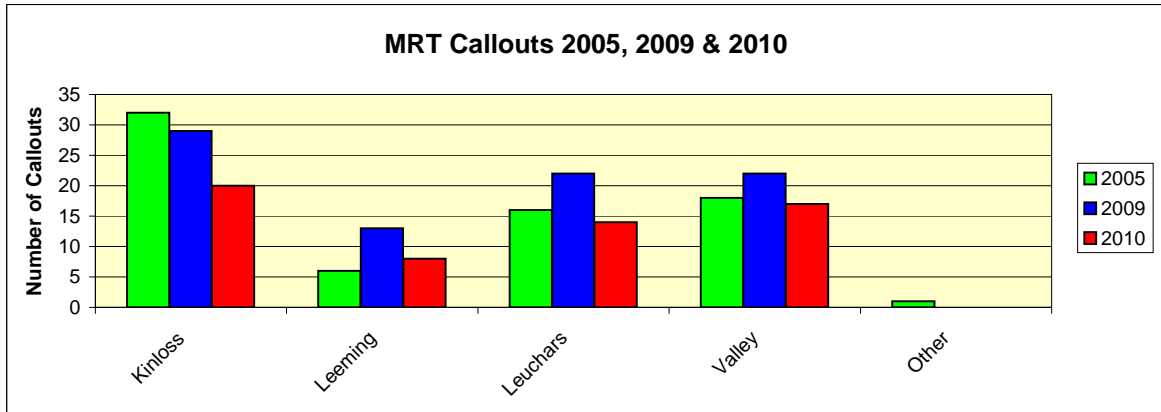
Monthly Totals

	Total Callouts	Total Persons	Kinloss		Leeming		Leuchars		Valley		Other*	
			Callouts	Persons	Callouts	Persons	Callouts	Persons	Callouts	Persons	Callouts	Persons
2010												
January	7	4	0	0	3	4	2	0	2	0	0	0
February	5	1	3	0	0	0	2	1	0	0	0	0
March	8	3	4	1	2	1	1	0	1	1	0	0
April	1	0	1	0	0	0	0	0	0	0	0	0
May	8	1	2	0	2	1	1	0	3	0	0	0
June	3	3	2	3	0	0	0	0	1	0	0	0
July	4	0	1	0	1	0	0	0	2	0	0	0
August	3	1	2	0	0	0	0	0	1	1	0	0
September	5	0	3	0	0	0	2	0	0	0	0	0
October	8	1	2	0	0	0	3	0	3	1	0	0
November	4	0	0	0	0	0	1	0	3	0	0	0
December	3	5	0	0	0	0	2	2	1	3	0	0
Total:	59	19	20	4	8	6	14	3	17	6	0	0

From 2005 St Athan & Stafford ceased operational activities and RAF Valley was re-instated and became the MRS HQ.

* 'Other' includes closed stations & winter and summer courses

RAF Mountain Rescue Teams



Average Distance from Base (nautical miles)		
	2009	2010
January	33	58
February	47	56
March	48	61
April	50	102
May	50	42
June	92	78
July	51	46
August	127	67
September	43	55
October	45	52
November	71	27
December	55	84
Total/Avg:	57	56

MRT Man Hours										
2001	2002	2003	2004	2005	2006	2007	2008	2009	2010	
14993	5694	7970	9372	10863	8000	8602	6950	7684	3353	



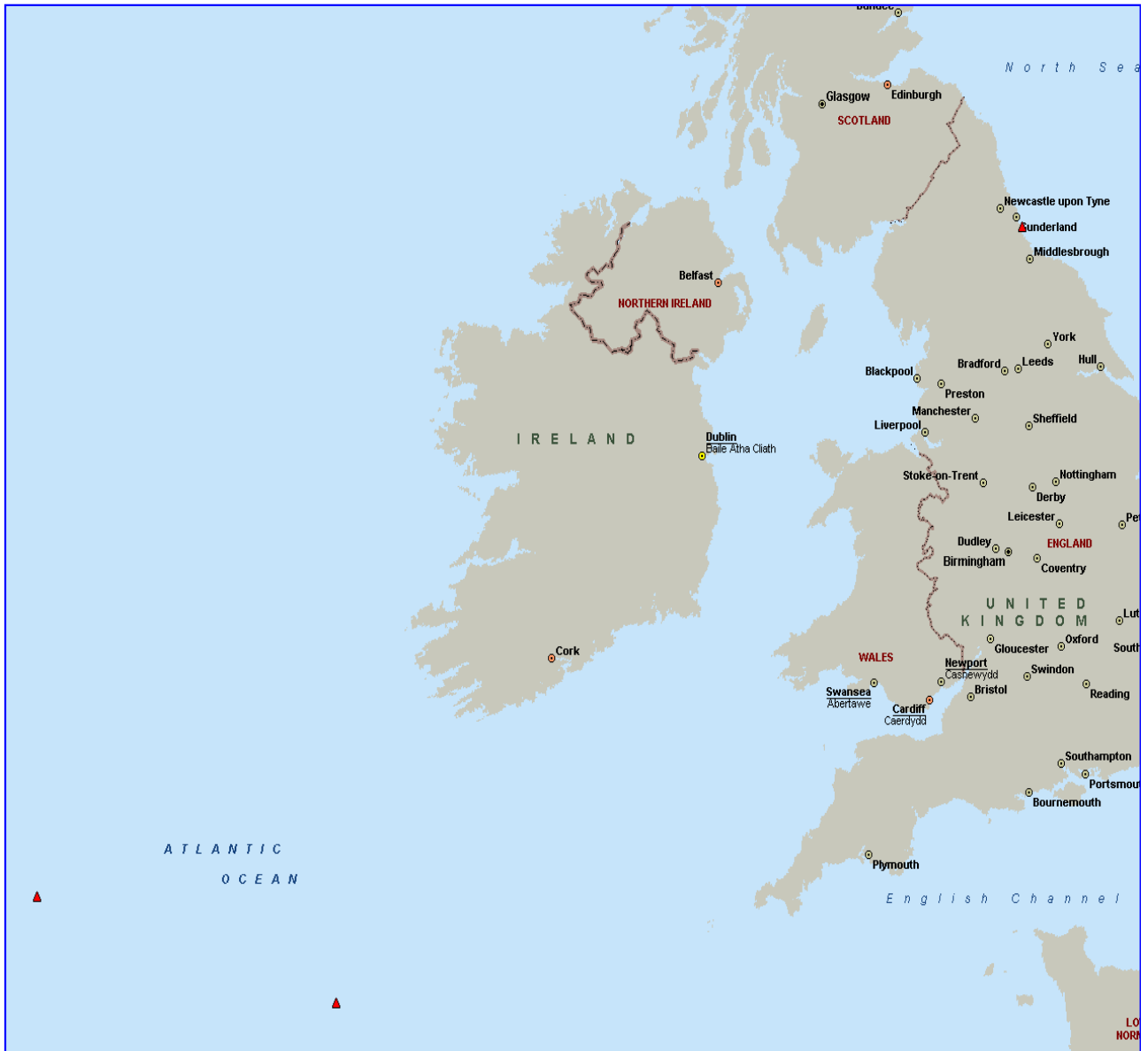
SECTION 5

FIXED WING

UK SAR FIXED WING CALLOUTS

2010

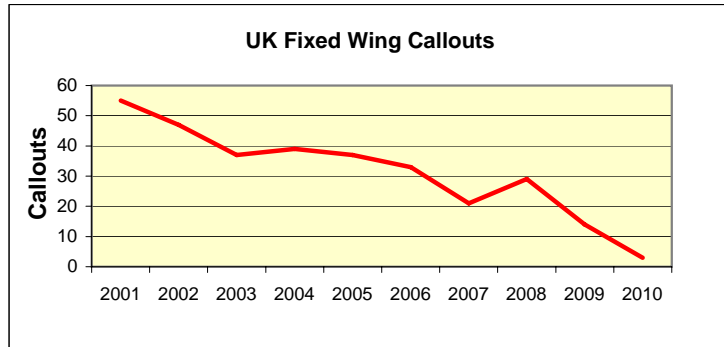
Nimrods	▲
Other Fixed Wing	▲



SAR Callouts - UK & Overseas Fixed Wing Aircraft

UK Annual Totals - Fixed Wing Callouts Totals

	Total UK callouts	Nimrods	Other F/Wing
2001	55	54	1
2002	47	46	1
2003	37	37	0
2004	39	37	2
2005	37	37	0
2006	33	32	1
2007	21	21	0
2008	29	29	0
2009	14	13	1
2010	3	3	0



Total Callouts by Callout Classification - UK & Overseas

YEAR	Total Callouts	Search	Top Cover	Other *
2001	55	13	39	3
2002	47	8	37	2
2003	37	11	21	5
2004	39	5	29	5
2005	37	10	25	2
2006	33	9	22	2
2007	21	4	16	1
2008	29	9	17	3
2009	14	2	10	2
2010	3	1	2	0



* 'Other' includes Assist, Recall, Not Required, False Alarm, Hoax, Precaution, Aborted, Rescue, Medrescue, Medtransfer & Transfer

UK Monthly Totals

Callouts	Average Flying Hours *		Average Distance from Base (nautical miles)	
	2009	2010	2009	2010
2010				
January	1	0.00	5.52	0
February	0	4.32	0.00	358
March	2	2.39	3.51	328
April	0	2.12	0.00	157
May	0	4.00	0.00	559
June	0	4.12	0.00	820
July	0	2.49	0.00	265
August	0	0.00	0.00	0
September	0	3.39	0.00	473
October	0	5.35	0.00	680
November	0	0.00	0.00	0
December	0	3.30	0.00	560
Total:	3	3.38	4.31	477

RAF Nimrod aircraft was used to provide communications assistance - 'Top Cover' to SAR Helicopters during incidents. The Nimrod was withdrawn from service in March 2010.

* 'Average Flying Hours' are expressed in Hours and Minutes. (Flying time excludes periods where an aircraft lands, whether the engines are shut down or not).

SECTION 6

MARITIME & COASTGUARD AGENCY

Maritime & Coastguard Agency SAR Statistics

Source: Maritime & Coastguard Agency.

Please note that these figures are provisional and subject to audit.

Incidents using CG Helicopter assistance by bases for 1st January - 31st December 2010

	Lee on Solent	Shetland	Portland	Stornoway	Total
January	12	14	8	7	41
February	15	9	10	13	47
March	18	5	6	11	40
April	22	14	17	18	71
May	20	6	27	14	67
June	26	16	27	22	91
July	32	7	34	31	104
August	27	16	25	25	93
September	21	8	25	23	77
October	11	7	18	23	59
November	18	13	9	7	47
December	6	7	7	12	32
Total	228	122	213	206	769

The RAF Kinloss coordination centre work closely with other agencies during many SAR operations - the Maritime & Coastguard agency forming a major part of the combined UK SAR effort. The Coastguard have four SAR helicopter units; Sumburgh (Shetland), Stornoway (Isle of Lewis), Portland and Lee-on-Solent. Their helicopter crews provide cover for civil maritime, civil aviation SAR, some land operations and military rescues.



SEARCH AND RESCUE DEFINITIONS

Note: This report has been compiled in accordance with the following definitions, which have been used since 2007.

Current Term	Previous Term	
RESCUE	No change	Transfer of distressed uninjured person(s) from a hostile to a benign environment.
MEDRESCUE	No change	Transfer of sick or injured persons(s) from a hostile environment to a recognised medical facility (eg, hospital or chamber).
TRANSFER	AIRLIFT	Transfer of military personnel, or their families, on compassionate grounds.
MEDTRANSFER	MEDEVAC	Transfer of patients or organs between medical establishments at the request of a recognised Medical Authority, i.e. NHS Trust, Hospital or Ambulance Authority.
ASSIST	No change	Assistance to other SAR assets etc, such as moving SAR personnel or equipment (eg, mountain rescue teams, divers, pumps), shepherding of aircraft etc.
SEARCH	No change	Search for craft, person(s), etc which does not result in moving a person.
SEARCH – RESCUE		Search for craft, person(s), etc resulting in the rescue of an uninjured person.
SEARCH – MEDRESCUE		Search for craft, person(s), etc resulting in the rescue of a sick/injured casualty.
SEARCH – ASSIST		Search for craft, person(s), etc involving assistance to other SAR assets.
SEARCH – RECOVERY		Search for craft, person(s), etc resulting in the recovery of person(s) apparently dead.
SEARCH – ABORT		Search for craft, person(s), etc during which callout terminated due to eg malfunction or adverse weather.
TOP-COVER	No change	On-scene assistance, e.g. communications relay, target identification, vectoring to target etc. for another rescue asset, or as cover for person(s) or vessel(s) in distress that does not result in further intervention.
RECALLED	No change	Asset recalled from incident whilst en route.
NOT REQUIRED	No change	Asset arrived on scene but no action required.
ABORT	No change	Callout terminated due to eg malfunction or adverse weather.
RECOVERY	No change	Recovery of person(s) apparently dead.
PRECAUTION	No change	Pre-positioning of a SAR helicopter to provide faster response to an anticipated or potential incident, eg, in response to an aircraft declaring a “MAYDAY” or a potential incident on a offshore installation.
FALSE ALARM	No change	Unnecessary callout with good intent.
HOAX	No change	Unnecessary callout with malicious intent
CIVIL AID	No change	Military Aid to the Civil Community (eg fire control).

