



PAVING THE WAY FOR BUSINESS  
BUILDING A BETTER INVESTMENT CLIMATE

# Year 2 Quarter 1 report

April to June 2013



# Contents

1.	List of abbreviations	3
2.	Summary of progress for this period	5
3.	Progress against logframe	10
4.	Lessons learned	15
5.	Financial reporting	16
6.	Summary of activities planned for next reporting period	18
<hr/>		
I.	Annex 1: Pending requests for technical assistance	21
II.	Annex 2: Sources of TA requests	23
III.	Annex 3: IFUSE deployments in Q1 Year 2	24
<hr/>		

DRAFT

# 1. List of abbreviations

BIF	DFID's Business Innovation Facility
BIS	Department for Business, Innovation & Skills
BRDO	Better Regulation Delivery Office
CHASE	Conflict, Humanitarian and Security
DECC	Department of Energy and Climate Change
DFID	Department for International Development
FCO	Foreign & Commonwealth Office
GAD	Government Actuary's Department
HMRC	Her Majesty's Revenue and Customs
IC	Investment climate
IFC	International Finance Corporation
IUK	Infrastructure UK
IFUSE	Investment Facility for Utilising UK Specialist Expertise
MA	IFUSE managing agent
MoJ	Ministry of Justice
M&E	Monitoring and evaluation
ODA	Overseas development assistance
OGDs	Other government departments (including agencies and non-departmental bodies)
OC	IFUSE Oversight Committee
OFT	Office of Fair Trading
RRA	Rwanda Revenue Authority
SARS	South African Revenue Authority
SOCA	Serious Organised Crime Agency
TA	Technical assistance
TRA	Tanzania Revenue Authority
ToRs	Terms of reference
TPCPA	Ethiopian Trade Practices and Consumer Protection Authority

UKTI	UK Trade & Investment
VfM	Value for money
WTO	World Trade Organisation

DRAFT

## 2. Summary of progress for this period

### 2.1. Summary of progress for this period

This report covers quarter one (Q1) of Year 2 of IFUSE implementation, from April to June 2013. Below is a summary of progress this quarter:

- **12 deployments have been completed in the Q1 of Year 2** – five deployments were completed in April, three in May and four in June 2013. In total 33 deployments have been carried out to date. This is below the target of 42 for the end of this period, although there are six deployments confirmed for July 2013 and 14 requests for support in the pipeline, meaning that we are broadly on track. Annex 1 includes a summary of pending IFUSE requests and annex 5 details the deployments completed in Q1 of Year 2.
- **We have increased the number of countries supported by IFUSE** – in year 1 IFUSE supported 13 UK ODA-eligible countries; in Q1 of Year 2 we have supported an additional four DFID partner countries: Bangladesh, Ethiopia, Nepal and South Africa.
- **Deployments have taken different forms** – IFUSE has helped with developing DFID business cases for more sustained programmes of support and reviewing ongoing programmes. For example, we are scoping a request from DFID’s Conflict, Humanitarian and Security (CHASE) department involving the Government Actuary’s Department (GAD) and the World Bank to stimulate insurance penetration in selected countries for the Political Champions Group. In Tanzania HMRC is assisting the DFID country office to develop its programme of assistance to the Tanzanian Revenue Authority, and in Bangladesh the Department for Business, Innovation and Skills has contributed to a review of the DFID- and World Bank-sponsored Investment Climate Facility.
- **We have intensified efforts to promote IFUSE** – in Q1 of Year 2 we refreshed the IFUSE marketing material and updated the website (now featured at <https://www.gov.uk/government/policies/helping-developing-countries-economies-to-grow/supporting-pages/the-investment-facility-for-utilising-uk-specialist-expertise-ifuse>). This now gives a fuller overview of the facility and the expertise it offers. Together with DFID we have also reached out to DFID partner countries and specialists such as its extractives advisers and its Middle East and North Africa Department. We have also capitalised on events such as the annual meeting of DFID’s Business Innovation Facility (BIF) at which country managers from Nigeria, Zambia, Malawi and Bangladesh participated.
- **We have simplified deployment processes** – Following the first annual review the new streamlined post-deployment process has diminished the time that experts spend on assignment-follow up and increased the rate of return from IFUSE experts and beneficiaries. We continue to introduce efficiencies into procedures for before, during and after each deployment, and respond to expert and beneficiary feedback where improvements can be made.
- **We have piloted a deployment with OFT using a non-core staff member** – to establish the feasibility of using a wider pool of expertise to satisfy IFUSE requests we worked with a non-executive director of OFT to deliver an assignment for the Ethiopian competition and consumer protection authority.
- **We continue to widen the pool of UK government departments taking part in IFUSE** – in Q1 of Year 2 the Department of Energy and Climate Change (DECC) and Serious Organised Crime Agency (SOCA) both signed up to IFUSE. In June 2013 an expert from SOCA was deployed to Uganda and an expert from DECC will undertake a deployment to Ethiopia in July. We have also started talks with the National School of Government International to see what scope there might be for collaboration on IFUSE. 15 government departments and agencies now participate in IFUSE.
- **Oversight Committee (OC) meeting participation has increased**– Seven OGDs attended the OC meeting, and the format has been revised to include a more interactive analysis of deployments to date


together with a thematic presentation on a current IC issue by an IFUSE expert. The next OC meeting will be held in September 2013 and we anticipate attendance by an increased number of Departments.





## 2.2. Key risks and issues

There have been three main challenges this quarter:

- The first relates to assuring a supply of suitable and committed experts to cover requests at a time when UK government resources are constrained. Infrastructure UK (IUK) for example, has been unable to commit resources to IFUSE given its priority to support Treasury teams in their bilateral and multilateral relationships with other overseas stakeholders. This means that transaction costs for each deployment are still high when compared to the assumptions in the IFUSE business case, as is the average turnaround time for deployments. DFID permanent secretary Mark Lowcock is to send a letter to all participating OGDs which will thank them for their involvement and encourage them to continue to support IFUSE. Feedback from OC members suggests that this letter will help win greater senior support for IFUSE;
- The second is on building and sustaining a strong pipeline of demand. Marketing IFUSE is a cyclical activity and we are tackling this through (1) updating marketing material, and (2) using this to refresh our marketing of the facility to potential users and DFID country offices.
- A final challenge relates to engagement of DFID country offices. On occasion IFUSE experts have found it difficult to get buy-in from the DFID country office, when this would otherwise have made the deployment more successful. Regardless of the level of participation in development of the terms of reference, the upfront briefing on the country context by DFID offices is a very helpful component of deployments that should be encouraged wherever possible.

A summary of the risks identified at IFUSE's inception and their mitigating actions is set out in the table below:

Risk/issue	Actions	R/A/G status
Requests for support cannot be delivered because of an absence of suitable and available experts from OGDs.	<p>We will continue to encourage OGDs to participate in and publicise IFUSE. We will do this by:</p> <ul style="list-style-type: none"> <li>• Creating a 'talking heads' video featuring experts who have participated in IFUSE, discussing their views on the benefits of participation (to coincide with September OC meeting);</li> <li>• Using the quarterly OC meeting to generate support for and interest in IFUSE;</li> <li>• Engaging more OGDs, primarily by creating new types of demand for assistance; and</li> <li>• Supporting DFID colleagues in sending a letter from DFID permanent secretary Mark Lowcock to his counterparts in OGDs involved in IFUSE, thanking them for their participation to date and encouraging further involvement.</li> </ul>	

Risk/issue	Actions	R/A/G status
Suitable demand is not created for the IFUSE programme.	<ul style="list-style-type: none"> <li>Demand for IFUSE assistance has been good. Nonetheless we continue to reach out to DFID partner country government, DFID country offices, PwC's wider networks and other international organisations in order to stimulate demand for IFUSE. An important part of this is articulating to potential users of the facility exactly what kind of help it is able to offer. We have compiled an expertise document that gives an overview of participating institutions and their thematic expertise, which will be circulated to DFID country offices, DFID partner country governments and is posted on the IFUSE webpage.</li> </ul>	
DFID country offices do not have a comprehensive understanding of the type of support available through IFUSE.	DFID and the MA have made a concerted effort to communicate IFUSE to DFID country offices and the level of understanding is on the whole very good. We have updated IFUSE marketing material (including the new gov.uk website). Following approval of this new material we will now launch another round of communications to DFID country offices in collaboration with the DFID IFUSE team.	
Key programme data not captured and efforts to enable proper M&E are hampered	The Q4 Year report details the modifications that have been made both to pre-deployment procedures and post-deployment feedback to capture more quantitative and qualitative data. We have also refined, with DFID, our monitoring and evaluation framework for longer term structured follow up.	
Beneficiary delegates do not apply for their visas in a timely manner or the visa application process takes longer than expected, resulting in cancellation of deployment.	When scheduling inward visits we use best efforts to remind beneficiaries to apply for their visas in a timely manner. Wherever possible we ensure that the date for the inward visit is comfortably beyond the expected date for receiving the visa for travel to the UK.	
Lack of effective peer learning and knowledge sharing.	We encourage the development of peer networks in deployment design and follow up activity. We will continue to promote the use of knowledge sharing events across countries following the success of the HMRC knowledge sharing event with Tanzania and Uganda in Q4 of Year 1, recognising that there are reasonable limits to the extent of post-deployment follow up that OGDs can do.	

## 2.3. Summary of requests

### Status of technical assistance (TA) requests

During Q1 of Year 2 we received 15 new requests, making a total of 59 requests since the start of IFUSE. Given the multi-stage nature of some of these requests (i.e. single requests made up of two or more deployments) the overall total of TA requests should be read as 69.

12 deployments were completed during Q1 of Year 2, bringing the total of completed deployments to 33. We anticipate a consistent rise in deployments during the next three months, with six deployments confirmed for July 2013. The challenge at this point, as mentioned elsewhere in this report, is to make sure that the OGD capacity to respond is adequate to meet demand.

Please refer to annex 1 for full details of all pending TA requests.

## 2.4. Status report summary

The table below summarises progress against key activities planned in the last reporting period as well as progress on further agreed activities.

Key activities planned	Progress made in this period
Oversight Committee meeting	<ul style="list-style-type: none"> <li>An OC meeting was held on 22 May 2013. The statistics on year 1 of the programme and the final conclusions to the first annual review were discussed. The next OC is planned for September 2013.</li> <li>There was a wide representation of OGDs at the OC meeting, including new representatives from the Crown Prosecution Service, Government Actuary's Department, Ministry of Justice and the Office of Fair Trading.</li> </ul>
Update marketing material and business cards	<ul style="list-style-type: none"> <li>We have updated the IFUSE brochure.</li> <li>We have compiled an expertise document that gives an overview of participating institutions and their thematic expertise. This document will be circulated to DFID country offices, DFID partner country governments and posted on the IFUSE webpage.</li> <li>We have designed and produce IFUSE business cards for distribution by DFID and the MA.</li> <li>We will create a 'talking heads' video featuring experts who have participated in IFUSE, discussing their views on the benefits of participation (to coincide with September OC meeting);</li> </ul>
Scope an awards event to celebrate IFUSE's first year anniversary, inviting permanent secretaries and chief executives from participating OGDs	<ul style="list-style-type: none"> <li>It was judged to be too soon in IFUSE implementation to hold this ceremony. This action has been deferred in favour of the DFID permanent secretary letter to OGDs referred to above.</li> </ul>



Key activities planned	Progress made in this period
Agree timings and detailed ToRs for Liberia, Tanzania, and Zambia.	<ul style="list-style-type: none"> <li>We are working with BRDO to confirm a second in-country deployment to Liberia.</li> <li>ToRs for HMRC's second in-country deployment to Tanzania on taxpayer advocacy have been drafted.</li> <li>We are actively working with BRDO and BIS to arrange an inward visit by delegation from the Zambian government.</li> </ul>
Pilot a deployment utilising a non-civil servant expert to determine the feasibility of using a wider pool of expertise to support IFUSE	<ul style="list-style-type: none"> <li>We successfully piloted an IFUSE deployment using a non-core staff member from an OGD. An OFT non-executive director carried out an assessment of the Ethiopian competition and consumer protection authority's enforcement capacity and development needs.</li> </ul>
Continue to work with multilateral institutions (World Bank, IFC, WTO) to explore opportunities for working with IFUSE	<ul style="list-style-type: none"> <li>Our planned round of communications following updates to IFUSE marketing material will also include the multilateral institutions which we have engaged with to date.</li> <li>We are working with BRDO and IFC to confirm a second in-country deployment to Kenya.</li> </ul>
Promote IFUSE to DFID regional and thematic teams	<ul style="list-style-type: none"> <li>We had productive meetings with DFID's Middle East and North Africa Department (MENAD) and the Africa Extractives team, and are producing summaries of IFUSE capability for those teams.</li> </ul>
Contact the Legal Services Commission to ascertain interest in IFUSE.	<ul style="list-style-type: none"> <li>The Legal Services Commission's functions have been assumed by the Legal Aid Agency under the MoJ. Our discussions with the latter continue.</li> </ul>
Select sample of deployments to monitor and evaluate outcomes over a longer period	<ul style="list-style-type: none"> <li>We have applied the criteria to select deployments for review. One has been agreed to date with DFID (HMRC in Tanzania) and others will follow during the next reporting period.</li> </ul>
Pilot a peer learning session with OGD experts	<ul style="list-style-type: none"> <li>During the OC meeting held in May OFT presented on mergers based on their experience in Pakistan. We are actively exploring how best to run a similar session on a different topic at September's OC meeting, as well as identifying other options for peer-to-peer learning.</li> </ul>
Organise BRDO regulatory reform regional knowledge sharing event (Afghanistan, Kyrgyzstan and Tajikistan)	<ul style="list-style-type: none"> <li>This is currently on hold whilst we wait until security conditions are appropriate for holding this event.</li> </ul>
Maintain regular IFUSE internal meetings	<ul style="list-style-type: none"> <li>The IFUSE team meets weekly, and weekly briefings are held between the director, operations lead and the project partner.</li> </ul>

## 3. Progress against logframe

### 3.1. Logframe

As part of IFUSE's annual review, and following completion of the first year of operation, DFID and the MA proposed a series of modifications to the logframe to better reflect what the facility can and should achieve. The revised logframe is set out below, as well as the data on outputs and outcomes for the Q1 of Year 2 and Year 1, aggregated where appropriate. The data was compiled on 30 June 2013.

Impact	Impact Indicator 1		Year 2	Year 1	Comments/risks
IFUSE TA contributes to reform improvements that reduce monetary time and cost of doing business, increasing predictability of investment climate and promoting fair and competitive markets in five priority countries.	Improvements in specific areas of ease of doing business in priority countries.		-	-	To be determined after end of year 1 by taking assessments of the status of investment climate in emerging priority countries.
	Impact Indicator 2		Year 2	Year 1	Comments/risks
	Qualitative assessment of investment climate in priority countries shows discernible improvements.		-	-	As above.
Outcome	Outcome Indicator 1		Year 2	Year 1	Comments/risks
Improved design and implementation of investment climate reform	Proportion of IFUSE recipients who note 'additionality' of UK government support as against other forms of technical assistance.	Planned	85%	80%	
		<b>Achieved</b>	<b>Too early to report</b>	<b>46%</b>	It is too early to report on 'additionality' for Year 2. The questionnaires designed to capture this information were finalised during Q1 of Year 2 and the sample of completed questionnaires is too low to provide meaningful data. We anticipate that we will be able to report on this data in Q2 of Year 2.

					In Year 1 the figure is based on a qualitative assessment of the outcomes of completed assignments.
	<b>Outcome Indicator 2</b>		<b>Year 2</b>	<b>Year 1</b>	<b>Comments/risks</b>
	Proportion of IFUSE assignments selected for further evaluation within the reporting period by MA & DFID that have resulted in implementation of policy/legislation/procedural reform recommendations.	Planned	60%	40%	
		<b>Achieved</b>	<b>Too early to report<sup>1</sup></b>	<b>40%</b>	In Year 1 this figure is based on a qualitative assessment of the outcomes of completed assignments, based on beneficiary feedback. From Year 2 more specific feedback will be sought.
<b>Output 1</b>	<b>Outcome Indicator 1.1</b>		<b>Year 2</b>	<b>Year 1</b>	<b>Comments/risks</b>
High quality advisory expertise in investment climate reform delivered by Whitehall network on agreed scale	Number of assignment delivered against agreed targets	Planned	50	30	
		<b>Achieved</b>	<b>12</b>	<b>21</b>	
	<b>Outcome Indicator 1.2</b>		<b>Year 2</b>	<b>Year 1</b>	<b>Comments/risks</b>
Percentage of assignments rated “very good” or “excellent” by end user (“6-7” in beneficiary feedback form)		Planned	90%	80%	
		<b>Achieved</b>	<b>71%</b>	<b>88%</b>	The percentage for Year 2 is based on feedback received from seven of the 12 completed deployments.
	<b>Outcome Indicator 1.3</b>		<b>Year 2</b>	<b>Year 1</b>	<b>Comments/risks</b>

<sup>1</sup> As set out in the summary section of this report, a series of criteria have been agreed during this quarter for selecting assignments for follow up. Certain qualifying assignments have been identified but the follow up work has yet to be carried out.

	Percentage of assignments with clear ToRs that meet IFUSE criteria (i.e. clear IC improvement objectives, feasible scope of work and clear deliverables)	Planned	100%	90%	
		<b>Achieved</b>	<b>100%</b>	<b>95%</b>	The percentage for Year 2 is based on 12 completed deployments.
	<b>Outcome Indicator 1.4</b>		<b>Year 2</b>	<b>Year 1</b>	<b>Comments/risks</b>
	Percentage of applicable assignments where deliverables are assessed by beneficiaries as in accordance with the terms of reference	<b>Planned</b>	95%	75%	
		<b>Achieved</b>	86%	100%	The percentage for Year 2 is based on feedback received from seven of the 12 completed deployments.
<b>Output 2</b>	<b>Output Indicator 2.1</b>		<b>Year 2</b>	<b>Year 1</b>	<b>Comments/risks</b>
Processes and procedures set up and function	Percentage of completed assignments where MA deployment processes meet agreed schedules and policies	<b>Planned</b>	95%	90%	
		<b>Achieved</b>	100%	95%	Note that this is an assessment of the MA's compliance with schedules and IFUSE policies; other factors, such as delays by beneficiaries or OGDs, do not count towards this rating.
	<b>Output Indicator 2.2</b>		<b>Year 2</b>	<b>Year 1</b>	<b>Comments/risks</b>
	Percentage of deployed experts who rate technical briefing provided by MA as "very good" or "excellent"	<b>Planned</b>	90%	90%	

	("6-7" according to feedback rating) (not including, for example, repeat assignments or knowledge sharing events)	<b>Achieved</b>	88%	75%	The percentage for Year 2 is based on feedback received from eight of the 12 completed deployments (feedback from 1 expert was excluded as this was a repeat deployment).  Note that for year 1 the indicator focussed solely on measuring the technical assistance best practice element of the pre-deployment briefing.
	<b>Output Indicator 2.3</b>		<b>Year 2</b>	<b>Year 1</b>	<b>Comments/risks</b>
	Percentage of deployed experts who rate logistical support provided by MA as "very good" or "excellent" ("6-7" according to feedback rating)	Planned	95%	90%	
		<b>Achieved</b>	<b>89%</b>	<b>94%</b>	The percentage for Year 2 is based on feedback received from nine of the 12 completed deployments.
<b>Output 3</b>	<b>Output Indicator 3.1</b>		<b>Year 2</b>	<b>Year 1</b>	<b>Comments/risks</b>
High quality knowledge sharing among IFUSE participants, partner government professionals and UK government professionals	Percentage of completed deployments that create effective institutional engagement relationships	Planned	60%	50%	
		<b>Achieved</b>	<b>56%</b>	<b>43%</b>	The percentage for Year 2 is based on feedback received from nine of the 12 completed deployments.
	<b>Output Indicator 3.2</b>		<b>Year 2</b>	<b>Year 1</b>	<b>Comments/risks</b>
	Percentage of deployments that involve either (1) more than one beneficiary country or (2) institution within a beneficiary country	Planned	10%	10%	
		<b>Achieved</b>	<b>17%</b>	<b>10%</b>	The percentage for Year 2 is based on 12 completed deployments.

	Output Indicator 3.3		Year 2	Year 1	Comments/risks
	Percentage of deployments that either lead to (1) a follow-up deployment covering the same country or (2) deployment of the same type in another ODA-eligible country or region	Planned	35%	15%	
		<b>Achieved</b>	<b>17%</b>	<b>48%</b>	The percentage for Year 2 is based on 12 completed deployments.

DRAFT

## 4. Lessons learned

Below is a summary of the some of the key lessons drawn from Q1 of Year 2 of the IFUSE programme.

Stakeholder(s)	Lessons learned
MA and OGDs	<ul style="list-style-type: none"> <li>• <b>Circulation of beneficiary feedback as a performance improvement measure</b> – Taking into account comments from experts we have now started to circulate beneficiary feedback to OGD experts as part of the deployment process, giving each expert useful information on their performance.</li> <li>• <b>Timely responses to clarification questions during development of ToRs</b> – It is important that OGDs respond to the MA in a timely way as slow responses can lead to delays in confirming IFUSE support and approving ToRs.</li> <li>• <b>Importance of providing a more vivid demonstration of IFUSE in practice to OGDS</b> – Engagement at the May OC meeting was greatly improved by providing illustrative statistics of IFUSE support to date, and allowing OGDs to present on specific IC-relevant themes (mergers analysis in this case). This helps keep OC members on board and stimulates greater interest in IFUSE.</li> </ul>
MA and DFID	<ul style="list-style-type: none"> <li>• <b>DFID country office engagement in development of deployments</b> – We need to work closely with DFID to engage country offices in individual deployments. This participation is of course optional, given that IFUSE is intended to relieve, rather than add to, the burden of DFID country offices. On the occasions where DFID country offices have become involved the response has been overwhelmingly positive.</li> </ul>
Beneficiaries	<ul style="list-style-type: none"> <li>• <b>Visa application process</b> –The turnaround times for visas to the UK can vary, meaning it is vital that sufficient time for visa applications is built into the deployment process. The same is valid for business introduction letters. We will ask the beneficiary to confirm in writing the date its delegates have submitted their visa application. If we do not receive this confirmation from the beneficiary the MA will follow up, or review the viability of the deployment at an early stge.</li> <li>• <b>Post-deployment process</b> – It is important that beneficiaries complete and returns the post-deployment feedback form in a timely manner; this is more challenging to obtain than expert feedback. When finalising all in-country arrangements with the beneficiary we will remind them of the importance of returning the post-deployment feedback form in a timely manner.</li> </ul>

## 5. Financial reporting

### 5.1. Quarterly spending

#### Overview of programme financials to date

	Planned	Actual	Variance
Inception	£75,000	£75,000	-
Year 1	£475,499	£354,273	£121,226
Q1 Year 2	£230,681	£132,676	£98,005

These financials include the total MA fee and the managed fund costs to date. In Year 2 at total of 12 deployments were completed compared with the 14 forecasted, expenses for eight of these deployments have been fully invoiced during Q1 of Year 2. The variance in Year 2 relates to outstanding invoices from four of the 12 completed deployments, this expenses will be invoiced in the coming months.

#### Quarterly forecasting

The table below gives forecasted expenditure from April 2013 to March 2014. The costs include the agreed monthly management fee for the programme as a whole, the agreed management fee per deployment, as well as deployment-specific expenses (primarily salary costs, flights and accommodation). Forecasted expenses are based on assumptions outlined in the MA's original proposal, which equates to an average of five deployments per month and an average cost of £11,272 per deployment. Fees and expenses for each deployment are included for the month within which they occur, with invoicing taking place in the following month.

iFUSE - Financial forecasting April 2013 to March 2014 - updated July 2013												
The table below provides an overview of forecasted expenditure for the iFUSE programme from April 2013 to March 2014. The costs include the agreed monthly management fee for the programme as a whole, the agreed management fee per deployment, as well as associated expenses, which include salary, flights and accommodation for deployments. Forecasted expenses are based on assumptions outlined in the MA's original proposal, which equates to £11,272 per deployment, based on one expert staying in-country for 15 days. Fees and expenses for each deployment are included for the month within which they occur, with invoicing taking place in the following month.												
	Apr-13	May-13	Jun-13	Jul-13	Aug-13	Sep-13	Oct-13	Nov-13	Dec-13	Jan-14	Feb-14	Mar-14
Deployments delivered (actual)	5	3	4	6	6	6	5	5	4	5	5	5
Deployments forecasted												
Monthly management fee (£)	£6,913	£6,913	£6,913	£6,913	£6,913	£6,913	£6,913	£6,913	£6,913	£6,913	£6,913	£6,913
Deployment fee (£)	£10,125	£10,125	£13,500	£20,250	£20,250	£20,250	£16,875	£16,875	£13,500	£16,875	£16,875	£16,875
Managing agent monthly cost (£)	£17,038	£17,038	£20,413	£27,163	£27,163	£27,163	£23,788	£23,788	£20,413	£23,788	£23,788	£23,788
Managing fund total cost (£)	£37,389	£13,877	£40,748	£105,473	£67,632	£67,632	£58,235	£58,235	£46,588	£58,235	£58,235	£58,235
Other expenses e.g. printing, communication and travel costs	£378	£378	£378	£378	£378	£378	£378	£378	£378	£378	£378	£378
Annual audit												£5,000
Total cost per month (£)	£54,805	£31,293	£61,539	£133,014	£95,173	£95,173	£82,401	£82,401	£67,379	£82,401	£82,401	£87,401
											Overall forecasted costs year 2	£955,381
											Commercial proposal costs year 2	£843,592
											includes 9 deployments from year 1	
Key:												
actual (invoiced to DFID)												
combination of actual and forecasted (wait for outstanding invoices from OGDs)												
forecasted												



## Year to date

Year to date			
	Planned	Actual	Planned vs actual
MA total costs	£67,989	£54,489	£13,500
Managed fund total costs	£162,692	£78,187	£84,505
<b>Total</b>	<b>£230,681</b>	<b>£132,676</b>	<b>£98,005</b>

## 5.2. Value for money

Following the recommendations of the annual review (reported on more fully in the Year 1 Q4 report we have further refined the approach for assessing the 'effectiveness' aspect of value for money. We have agreed with DFID that this will take the form of structured follow up to selected assignments at specified intervals as well as an assessment by beneficiaries of the 'additionality' of IFUSE support compared with other forms of technical assistance. During this quarter we have agreed the criteria for selecting assignments to review in more depth and presented these at the May OC meeting. The first follow-up activity will take place in quarter 3 of Year 2.

## 6. Summary of activities planned for next reporting period

### 6.1. Summary of activities planned for next reporting period

Key activities planned for next period	Due date	Responsible	Comments
<b>Oversight Committee</b>			
Schedule oversight Committee meeting.	September 2013	MA	We will try to maximise participation from OGDs at the next OC meeting by sending out invitations in early July.
<b>Communications and engagement</b>			
Send letter from Mark Lowcock, Permanent Secretary of DFID to counterparts in OGDs encouraging further cross-Whitehall engagement.	By early July 2013	DFID	Letters will be tailored according to the degree of engagement in iFUSE by each OGD.
Create 'talking heads' videos where experts describe the benefits of their iFUSE experiences, place this on iFUSE website and promote through other channels.	By the end October 2013	MA and OGDs	We propose arranging shooting of videos to coincide with the OC meeting in September.
<b>Improving supply and demand</b>			
Produce summary of iFUSE extractives capability for circulation to extractives advisers across DFID Africa offices.	By end July 2013	MA with DFID	
Renew marketing campaign to DFID partner country governments, DFID country offices and other stakeholders.	By end July 2013	MA with DFID	DFID to take responsibility for targeting practice groups within DFID. The MA will contact everyone else.
Contact additional OGDs, such as the Department for Work and Pensions, to ascertain their interest in signing up to iFUSE.	By end July 2013	MA	
<b>Monitoring and evaluation</b>			
Report expert and beneficiary feedback through monthly reporting	Monthly and quarterly reporting	MA	

Key activities planned for next period	Due date	Responsible	Comments
Arrange sample of deployments (target threshold 30%) to monitor and evaluate outcomes over a longer period, according to agreed criteria.	On a rolling basis (procedure to be confirmed with DFID)	DFID, MA and OGDs	
<b>Knowledge management</b>			
Select OGD to give thematic presentation at next OC meeting.	By end August 2013	MA, DFID and OGDs	

DRAFT

# Annexes

## I. Annex 1: Pending requests for technical assistance

This table sets out the requests for technical assistance, in reverse chronological order that were pending at the end of the reporting period.

Request No.	Country	Requestor (institution)	Target OGD	IC issue	Type of support	Status	Target deployment date
69	Zambia	Cabinet Office Ministry of Commerce, Trade & Industry Bank of Zambia Ministry of Justice Ministry of Finance	BRDO/BRE	Industry specific regulations / law	Regulatory impact assessment inward visit	Finalising ToRs	w/c 5 August 2013
68	Tanzania	Tanzania Revenue Authority	HMRC	Taxation	Third deployment – taxpayer advocate service	Confirm demand and supply	August 2013
67	Pakistan	Competition Commission of Pakistan	OFT/ Competition Commission	Competition policy	Technical capacity building of the professional staff of the Competition Commission of Pakistan - advanced economic analysis and merger techniques	Confirm demand and supply	September 2013
60	Bangladesh	RAJUK (Capital Development Authority), and Ministry of Housing & Public works	IFC HSE	Building standards compliance	Support to the Government of Bangladesh for building standards compliance	Confirm demand and supply	TBC
56	Malawi	Ministry for Industry & Trade	HMRC	Taxation	Design of a training programme on tax education	Confirm demand and supply	TBC
55	Malawi	Ministry for Industry & Trade	Land Registry	Land legislation, registration, title transfers	Design of a land development support programme for Malawi	Confirm demand and supply	TBC
49	Malawi	Malawi Ministry of Trade	OFT	Competition policy	Review of the Competition and Fair Trading Regulations and provision of advisory and technical support for effective enforcement of the Competition and Fair Trading Act	Confirm demand and supply	TBC
48	Kyrgyzstan/ Tajikistan/ Afghanistan	Kyrgyzstan/ Tajikistan/ Afghanistan	BRDO	Industry specific regulations / law	Knowledge sharing event on regulatory reform	Confirm demand and supply	September 2013
45	Burundi	Burundi Revenue Authority	Land Registry	Land legislation, registration, title transfers	Land reform	Confirm demand and supply	TBC
34	Pakistan	DFID Pakistan	IUK	PPP	Capacity assessment of the government of Pakistan's PPP unit and	Confirm demand and supply	Second quarter of 2013

Request No.	Country	Requestor (institution)	Target OGD	IC issue	Type of support	Status	Target deployment date
					assess opportunities for DFID-P to support PPIAF and other infrastructure partners in Pakistan		
33	Tanzania	IFC	IUK	PPP	Provide ministry of finance PPP Unit with practical guidance and support in implementing guidelines	Confirm demand and supply	Second quarter of 2013
32	Montserrat	Government of Montserrat	BRDO / BIS	Industry specific regulations / law	Advice on streamlining main regulatory frameworks and consolidating oversight	Confirm demand and supply	TBC
7	Kenya	IFC	BRDO	Industry specific regulations / law	Regulatory reform advice	Confirm demand and supply	TBC
6	Kenya	IFC	BRDO	Industry specific regulations / law	Second deployment to support the city council of Nairobi build on previous reform work by improving implementation procedures for risk assessment	Finalise ToRs	August 2013

DRAFT

## II. Annex 2: Sources of TA requests

The table below details the source of TA requests received by the MA since the start of IFUSE implementation.

Source of TA requests	Total number Yr 1	Total number Q1 Y2
DFID country office	19	8
IFUSE OGD	16	4
Partner country government	7	3
Foreign & Commonwealth Office (FCO) in partner country	2	0
<b>Total</b>	<b>44</b>	<b>15</b>

**TA requests by country** The table below details, in alphabetical order, the countries for which TA requests have been received to date, during year 1 and in the Year 2 Q1 reporting period:

Country / region	Total number of TA requests Year 1	Total no. of TA request Q1 Year 2	Country / region	Total number of TA requests Year 1	Total no. of TA request Q1 Year 2
Afghanistan	1 <sup>2</sup>	0	Mozambique	2 <sup>1</sup>	0
Africa-wide	0	1	Nepal	0	2
Bangladesh	2	1	Nigeria	4 <sup>1</sup>	0
Botswana	1	0	Pakistan	5	2
Burma	3	0	Rwanda	4	1
Burundi	1	0	Somalia	0	1
DRC	0	1	South Africa <sup>3</sup>	1	0
Ethiopia	2	1	Tajikistan	3 <sup>1</sup>	1
Ghana	2	0	Tanzania	3	2
Kenya	3 <sup>1</sup>	0	Turks & Caicos Islands	1	0
Kyrgyzstan	3 <sup>1</sup>	0	Uganda	2	2
Liberia	1	0	Vietnam	1	0
Malawi	2	2	Zambia	1	1
Montserrat	1	0			

<sup>2</sup>This number is linked to requests for support to other countries resulting from knowledge sharing events / conferences

<sup>3</sup> Whilst originating from DFID South Africa, this request covered the southern Africa region

### III. Annex 3: IFUSE deployments in Q1 Year 2

IFUSE deployments in Q1 Year 2								
Dates of deployment	Country / region	Requestor	Target OGD	Beneficiary	Type of deployment	IC issue	Type of support	Follow up planned (Y/N)
8-18 April 2013	Tanzania	DFID Tanzania	HMRC	Tanzania Revenue Authority	In-country deployment	Taxation	To conduct a scoping study and a feasibility study for establishing a taxpayer advocate service in the Tanzania Revenue Authority	Yes – second deployment inward visit
8-12 April 2013	Rwanda	Rwanda Revenue Authority	HMRC	Rwanda Revenue Authority	Inward visit	Taxation	Design of an audit skills training course for two-four tax auditors from the Rwanda Revenue Authority (RRA) and a 'train the trainer' exercise to deliver this course on their return to Rwanda	No
22-25 April 2013	South Africa	HMRC	HMRC	South African Revenue Service	In-country deployment	Taxation	Scoping mission to explore the possibility of establishing a partnership between HMRC and the SARS to assist SARS develop its role as a regional capacity builder in Southern Africa. This deployment forms part of DFID's tax capacity building initiative.	Not currently.
23 April - 1 May 2013	Tanzania	DFID Tanzania	HMRC	Tanzania Revenue Authority	In-country deployment	Taxation	Fifth deployment to finalise content of the TRA website, address the outcomes identified in the action plan in order to prepare for the formal launch the TRA website on 30 April 2013.	No
29 April – 3 May 2013	Burma	DFID Burma	OFT	Population Services International as the implementing partner to a joint DFID and Gates Foundation programme	In-country deployment	Competition policy	Review possible anticompetitive implications of antimalarial drug programme and mitigating actions.	No



IFUSE activity in Q1 Year 2

Date of deployment	Country	Requestor (institution)	Target OGD	Beneficiary	Type of deployment	IC issue	Type of support	Follow up (Y/N)
29 April – 3 May 2013	Tajikistan	Ministry of Commerce Tajikistan	BRDO	Ministry of Commerce Tajikistan	In-country deployment	Regulatory reform	To promote the value of business inspection reform with government counterparts and recommend next steps for driving the implementation of the inspection reforms	Yes – second deployment pending
12-22 May 2013	Bangladesh	DFID Bangladesh	BIS	DFID Bangladesh	In-country deployment	Investment climate improvement	Support to the annual review of the DFID- and World-Bank sponsored Investment Climate Facility.	Possible request for future support through DFID Bangladesh
27-31 May 2013	Ethiopia	DFID Ethiopia	OFT	Ethiopian Trade Practice and Consumers Protection Authority (TPCPA)	In-country deployment	Competition and consumer protection	To carry out an assessment of the TPCPA's enforcement capacity and make appropriate recommendations	Further support possible.
2-7 June 2013	Ghana	DFID and WTO	HMRC	Ghanaian government	In-country deployment	Trade policy	Assignment under the WTO Trade Facilitation national needs assessment project	Further support possible.
2-7 June 2013	Tanzania	DFID Tanzania	HMRC	Tanzania Revenue Authority (TRA)	Inward visit	Taxation	Second deployment: HMRC officials will use the experience of deployment one to plan a programme of visits and meetings aimed at enabling TRA officials to explore the UK disputes system	Yes – third deployment scheduled for August 2013
10-15 June 2013	Uganda	Uganda Revenue Authority (URA)	SOCA	Uganda Revenue Authority	In-country deployment	Taxation	To review the current proposal for the URA tax investigation training curriculum with particular focus on tax fraud investigations	Yes – URA has asked expert to do a repeat visit.
18-22 June 2013	Rwanda	National Bank of Rwanda	GAD	National Bank of Rwanda	In-country deployment	Insurance	Providing training to insurance regulators within the national bank to assist with their insurance regulation role.	No

DRAFT

We certify that any expenditure shown above in this report and detailed in the accompanying Statement of Expenditure has been actually and necessarily undertaken on behalf of the project as specified in the Project Document and as agreed by the Department for International Development. Any forecast of expenditure shown above and detailed in the accompanying Forecast of Expenditure represents a realistic forecast of payments to be made by the end of the forecast period.