

ImmForm Helpsheet 20

At-risk flu uptake – comparison with top 5 GPs

Contents

Introduction.....	1
Accessing the report.....	2
GP practices	2
PCTs and SHA users.....	3
About the report.....	4
Data source and reporting periods.....	4
Age adjusted relative risk – 2010/2011 flu report.....	4
Aspirational uptake for 2012/2013.....	5
Missing practice or no data appearing for practice:.....	5
Sample report.....	5

Introduction

This report enables better analysis of the uptake of flu vaccine by risk group across each PCT. It compares the uptake by each risk group in a selected GP practice, to the average uptake achieved by the top 5 practices within the PCT. This analysis highlights good performance and helps to target efforts where uptake is relatively low.

PCT users can see this report for each of their practices. GP practice users can see this just for their practice. SHA users can see their PCTs and practices.

ImmForm Helpsheet 20

At-risk flu uptake – comparison with top 5 GPs

Accessing the report

GP practices

1. Login to ImmForm using your email address and your ImmForm password.
 - a. The web site link is www.immform.dh.gov.uk
 - b. For help logging on, please email helpdesk@immform.org.uk or call on 0844 376 0040.
2. Click on the News Item on the left of the home page.



3. Click on the report link. This opens a report similar to the ones shown later in this document.

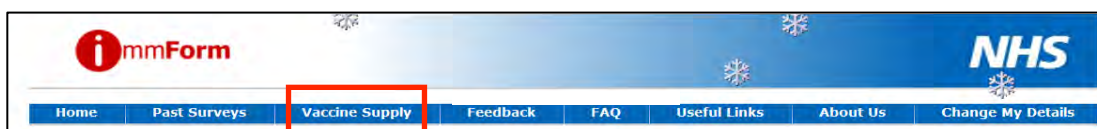


ImmForm Helpsheet 20

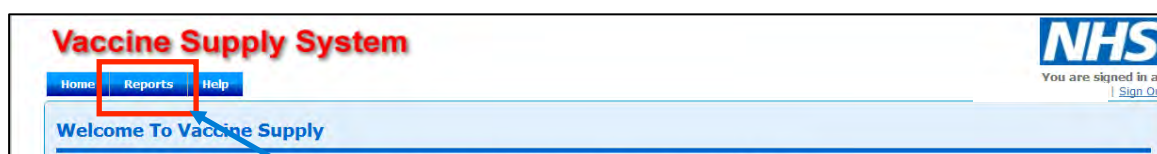
At-risk flu uptake – comparison with top 5 GPs

PCTs and SHA users


4. Login to ImmForm using your email address and your ImmForm password.
 - a. The web site link is www.immform.dh.gov.uk
 - b. For help logging on, please email helpdesk@immform.org.uk or call on 0844 376 0040.
5. The report is on the Vaccine Supply Reports menu. You can navigate to this as follows:



Click 'Vaccine Supply'



Then click 'Reports'



Then click the report link

6. To run the report, click

Execute

- a. By default, all your practices will be included.
- b. You can de-select practices if required.

ImmForm Helpsheet 20

At-risk flu uptake – comparison with top 5 GPs

About the report

Data source and reporting periods

The report uses data from the Monthly GP Flu Survey collected through ImmForm during the winter flu season.

Survey month	Collected during	Available in this report
October 2012	Beginning of November 2012	Once the collection is complete, usually around 14 November 2012.
November 2012	Beginning of December 2012	Once the collection is complete, usually around 14 December 2012.
December 2012	Beginning of January 2013	Once the collection is complete, usually around 14 January 2013.
January 2013	Beginning of February 2013	Once the collection is complete, usually around 14 February 2013.

Age adjusted relative risk – 2010/2011 flu report

As the risk of complications from flu varies with age as well as risk group, the HPA have adjusted for age variations so that the increased risk due to clinical risk factors can be more accurately compared. It is not expressed as a percentage, it is expressed as a fold-increased risk so, for example, those with diabetes aged 6 months to 64 years are 5.8 times more likely to die from flu than those without clinical risk factors.

The HPA table on page 50 of the 2010/11 flu report gives 95% confidence intervals around the relative risks so for diabetes the 95% CI is 3.8-8.9. This is a way of expressing the uncertainty in the analytical results and means that there is 95% confidence that the true value of the increased risk is between 3.8 and 8.9.

The explanation for the age adjusted RR in the diabetes row is: patients suffering diabetes (aged between 6 months to 64 years) would be 5.8 times as likely as patients not in any risk groups (within the same age range) to die from influenza in England during 2010/11 influenza season.

Please see Table 9 on page 50 of the report *Surveillance of influenza and other respiratory viruses in the UK* published by the HPA. This is available at the following link:

www.hpa.org.uk/web/HPAweb&HPAwebStandard/HPAweb_C/1296687412376

ImmForm Helpsheet 20

At-risk flu uptake – comparison with top 5 GPs

Aspirational uptake for 2012/2013

The CMO letter below provides a reference to the 70% aspirational uptake for at-risk flu (see page 3 and 4):

www.dh.gov.uk/prod_consum_dh/groups/dh_digitalassets/@dh/@en/documents/digitalasset/dh_133963.pdf

Missing practice or no data appearing for practice

If a practice is not listed on the report, this is due to them not submitting data for the survey. For practices who do not have at-risk data in the graph, this is due to them only submitting the mandatory data and not filling in the Seasonal Flu vaccine uptake individual clinical risk group data fields on the survey.

Sample report

