
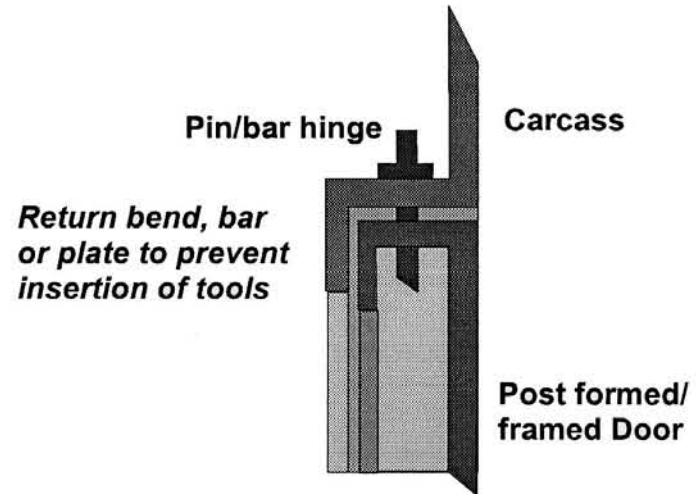


## Illustration 2- Suggestions for hinge bolts/protection strips (Other styles are possible, dependent upon the engineering equipment available to the fabricator)

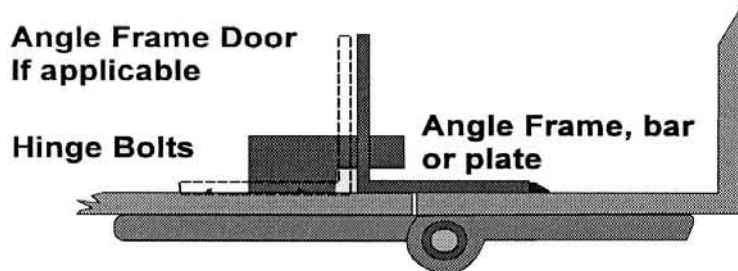
*Doors hinged either externally or top/bottom pin style*



*Doors hinged top/bottom pin style - prevention of tool attack on pins*



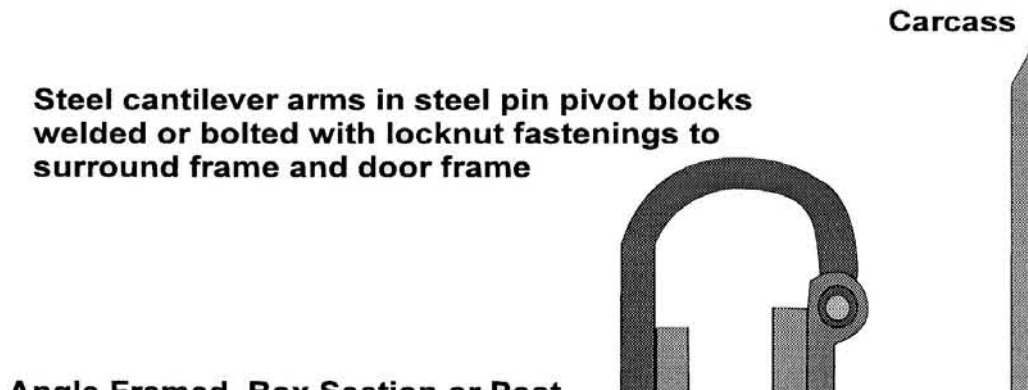
*Plate or framed Doors - externally hinged*



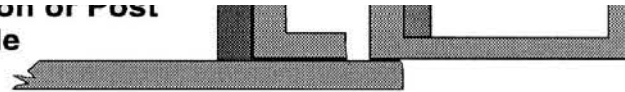
Hinges continuously welded to door and framework

*Plate or framed Doors - suggestion for internal hinges*

Steel cantilever arms in steel pin pivot blocks welded or bolted with locknut fastenings to surround frame and door frame




Angle Framed, Box Section or Post  
formed Door as applicable



### Illustration 3 - Suggestions for lock mounting (Other styles are possible, dependent upon the engineering equipment available to the fabricator)

Lock Bracket welded to door  
with slot for insertion of  
lock



Lock Bracket welded to door  
for mounting a lock by bolting/  
machine screws either inside  
bracket ( as in case of plate doors)  
or outside bracket ( as in case of  
post formed door or carcass)

