



Home Office

Home Office Statistical Bulletin

Statistical Bulletins are prepared by staff in Home Office Statistics under the National Statistics Code of Practice and can be downloaded from both the UK Statistics Authority website and the Home Office website:

<http://www.statistics.gov.uk>

<http://www.homeoffice.gov.uk/science-research>

© Crown Copyright 2011

You may re-use this information (not including logos) free of charge in any format or medium, under the terms of the Open Government Licence. To view this licence, visit

<http://www.nationalarchives.gov.uk/doc/open-government-licence/>

or write to the Information Policy Team, The National Archives, Kew, London, TW9 4DU or e-mail:

psi@nationalarchives.gsi.gov.uk

ISSN 1759-7005
ISBN 978 1 84987 581 3

Operation of police powers under the Terrorism Act 2000 and subsequent legislation: Arrests, outcomes and stops and searches

Great Britain 2010/11

13 October 2011

HOSB 15/11

Acknowledgements

This bulletin has been prepared by staff in the Policing Statistics team which is part of Home Office Statistics within Home Office Science.

The editors and authors are grateful for the support and assistance of colleagues in the Office for Security and Counter-Terrorism, The Association of Chief Police Officers Counter Terrorism Co-ordination Centre, Crown Prosecution Service, Ministry of Justice and police forces in Great Britain for contributing figures, and assisting with quality assurance of the data published in this report.

Further information

Copies of this and other Home Office statistical bulletins on the use of police powers relating to terrorism are available from the Home Office Internet site: <http://www.homeoffice.gov.uk/science-research/research-statistics/counter-terrorism/>.

The figures presented in this bulletin cover Great Britain only; data for Northern Ireland are published separately; the most recent published data can be viewed at: <http://www.nio.gov.uk/index/nio-publication.htm>.

Information on stops and searches under the Terrorism Act 2000 in England and Wales is published annually in the Home Office Statistical Bulletin 'Police Powers and Procedures, England and Wales' and the Ministry of Justice report 'Statistics on Race and the Criminal Justice System, England and Wales'. Final validated information on all stops and searches will be published in these reports which will also include breakdowns by police force area and ethnicity. Links to the web pages hosting these bulletins are below.

<http://www.homeoffice.gov.uk/science-research/research-statistics/police/>
<http://www.justice.gov.uk/publications/raceandcjs.htm>

The dates of forthcoming publications are pre-announced and can be found via the UK National Statistics Publication Hub: <http://www.statistics.gov.uk/hub/index.html>.

Enquiries about the figures in this report should be made by writing to:

Office for Security and Counter-Terrorism,
Home Office,
2 Marsham Street,
London,
SW1P 4DF

Press Office,
Home Office,
2 Marsham Street,
London
SW1P 4DF

Home Office Responsible Statistician

David Blunt, Chief Statistician and Head of Profession for Statistics

Contact via crimestats@homeoffice.gsi.gov.uk

<p>This Statistical Bulletin has been produced by statisticians working in the Home Office Statistics Unit. Although this output is not currently given National Statistics accreditation, the protocols for such statistics have been mirrored as closely as possible. The governance arrangements in the Home Office for statistics were strengthened on 1 April 2008 to place the statistical teams under the direct line management of a Chief Statistician, who reports to the National Statistician with respect to all professional statistical matters.</p>

Contents

	Page
Contents	3
Lists of figures and tables	5
1 Terrorist arrests and outcomes	7
1.1 Summary.....	7
1.2 Persons arrested.....	9
1.3 Persons charged.....	10
1.4 Persons charged by offence	11
1.5 Gender, age and ethnic appearance of persons arrested and charged	12
1.6 International status of persons arrested and charged	12
1.7 Detention times of persons arrested.....	12
1.8 Court proceedings and outcomes of charges	13
1.9 Defendant trials.....	14
1.10 Sentencing	15
1.11 Appeals	15
1.12 Prison population	16
2 Stops and searches under the Terrorism Act 2000	39
2.1 Summary.....	39
2.2 Stops and searches under section 44 and 47A of the Terrorism Act 2000	40
2.3 Stops and searches under section 43 of the Terrorism Act 2000.....	42
2.4 Examinations under Schedule 7 of the Terrorism Act 2000	43
2.5 Cordons under section 33 of the Terrorism Act 2000.....	43
Annex A Notes	47

Conventions used in figures and tables

Table abbreviations

- '-' indicates a nil figure, also indicates that percentage changes are not reported because the base number of offences is fewer than 50.
- '..' indicates for police recorded crime that data are not available.

List of figures

1	Terrorism arrests and outcomes	
Figure 1.1	Summary of criminal justice process from arrest to detention	8
Figure 1.2	Number and proportion of terrorism-related charges by offence classification	10
Figure 1.3	Terrorist / extremist prison population as at 31 March 2011	16
2	Stops and searches under the Terrorism Act 2000	
Figure 2.1	Stops and searches made under s44 (1) and (2) of the Terrorism Act 2000, Great Britain	39

List of tables

1	Terrorism arrests and outcomes	
Table 1.01	Terrorism arrests under s41 of the Terrorism Act 2000 or under other legislation	17
Table 1.02	Outcome of terrorism arrests	18
Table 1.03a	Principal offence for which terrorism suspects charged under terrorism legislation	19
Table 1.03b	Principal offence for which terrorism suspects charged under non-terrorism legislation and the offence is considered as terrorism-related.....	20
Table 1.03c	Principal offence for which terrorism suspects charged under non-terrorism legislation and the offence is considered as not terrorism-related.....	21
Table 1.04	Gender of suspects arrested for terrorism and of those charged where the offence is considered terrorism-related, 2005/06 - 2010/11	22
Table 1.05	Age group of suspects arrested for terrorism and of those charged where the offence is considered terrorism-related, 2005/06 - 2010/11	22
Table 1.06	Ethnic appearance of suspects arrested for terrorism and of those charged where the offence is considered terrorism-related, 2005/06 - 2010/11	23
Table 1.07	International status of persons arrested for terrorism and of those charged where the offence is considered terrorism-related, 2005/06 - 2010/11	23
Table 1.08	Time in days from arrest under s41 of the Terrorism Act 2000 to charge, release or other action taken	24
Table 1.09a	Outcome for those charged and prosecuted under terrorism legislation	25
Table 1.09b	Outcome for those charged and prosecuted under non-terrorism legislation but where considered terrorism-related	26

Table 1.09c	Outcome for those charged and prosecuted under non-terrorism legislation and considered not terrorism-related	27
Table 1.10a	Number of persons tried by the Crown Prosecution Service for offences under terrorism legislation, 2010/11	28
Table 1.10b	Number of persons tried by the Crown Prosecution Service for offences under non-terrorism legislation but where considered terrorism-related, 2010/11	28
Table 1.11a	Principal offences for which suspects convicted under terrorism legislation	29
Table 1.11b	Principal offences for which suspects convicted under non-terrorism legislation and where considered as terrorism-related	30
Table 1.11c	Principal offence for which terrorism suspects convicted under non-terrorism legislation and where considered as not terrorism-related	31
Table 1.12a	Sentencing for terrorism trials where offender convicted under terrorism legislation, 2010/11	32
Table 1.12b	Sentencing for terrorism trials where offender convicted under non-terrorism legislation, 2010/11	33
Table 1.13	Minimum terms for those in terrorism trials given an indeterminate life sentence, 2010/11	34
Table 1.14	Appeals and outcomes for terrorism offences, 2007/08 - 2010/11	34
Table 1.15	Number of terrorist/extremist prisoners in Great Britain by self-defined ethnicity as at 31 March 2011	35
Table 1.16	Terrorist legislation or terrorism-related prisoners, including historical terrorist cases discharged from prison in Great Britain following detention, 2010/11	36
Table 1.17	Self-declared nationalities of terrorist/extremist prisoners in Great Britain as at 31 March 2011	37
Table 1.18	Self-declared religions of terrorist/extremist prisoners in Great Britain as at 31 March 2011	38

2 Stops and searches under the Terrorism Act 2000

Table 2.01	Stops and searches made under s44 (1) and (2) of the Terrorism Act 2000 by police force area.....	44
Table 2.02	Stops and searches under s44 (1) and (2) of the Terrorism Act 2000 by self-defined ethnicity	45
Table 2.03	Stops and searches made by the Metropolitan Police under s43 of the Terrorism Act 2000 by self-defined ethnicity.....	46
Table 2.04	Examinations made under Schedule 7 of the Terrorism Act 2000	46
Table 2.05	Use of police cordons under s33 of the Terrorism Act 2000.....	46

1 Terrorism arrests and outcomes

1.1 SUMMARY

There were 121 terrorism arrests in 2010/11, down from 178 in 2009/10 and lower than the annual average of 206 since 1 April 2002. Since 11 September 2001 there have been a total of 1,963 terrorism arrests.

Thirty-seven per cent of terrorism arrests in 2010/11 resulted in a charge, up two percentage points on 2009/10. This compares with 46 per cent of those aged 18 and over arrested for recorded crime offences and prosecuted in 2010/11. Fifty-two per cent of those arrested for suspected terrorism offences were released without charge and the remaining 11 per cent were dealt with under alternative action. Since 11 September 2001, 36 per cent of those arrested for terrorism-related offences were charged, 55 per cent were released and ten per cent had alternative action as a result.

Forty-two per cent of charges resulting from terrorism arrests in 2010/11 were terrorism-related as compared with 60 per cent since 11 September 2001. The main offences for which suspects were charged under terrorism legislation since 2001 were possession of an article for terrorist purposes, fundraising and preparation for terrorist acts. For terrorism-related offences under non-terrorism legislation the main offences charged were under the Criminal Law Act 1977 and the Explosive Substances Act 1883.

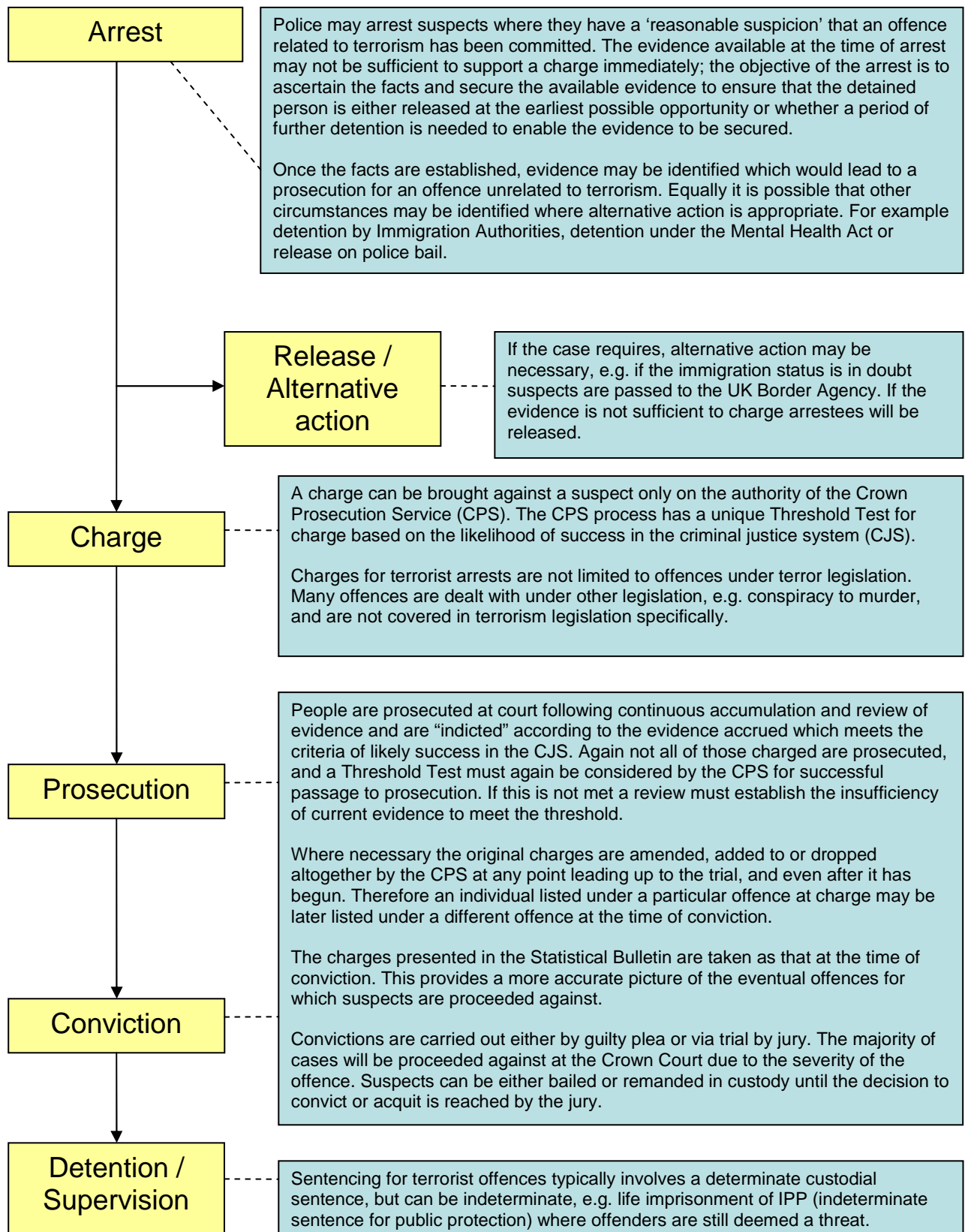
In 2010/11, 21 (42%) of the 50 persons arrested under section 41 of the Terrorism Act 2000 (TACT) were held in pre-charge detention for less than a day. All detainees left detention within seven days, after which they were charged, released or further alternative action was taken. Since the extension of the pre-charge detention period in 2006, 11 suspects have been held for over 14 days and six for the full period of 28 days. The maximum period of pre-charge detention under TACT was since reduced from 28 days to 14 days on 25 January 2011.

Currently, 16 per cent of those charged for terrorism-related offences in 2010/11 have been convicted of an offence although this percentage is expected to change after the completion of the trials of 12 other defendants. This compares with 58 per cent of those charged for terrorism-related offences since 11 September 2001, a total of 246 persons.

For trials completed during 2010/11, 78 per cent of defendants tried under terrorism legislation were convicted and 100 per cent of those charged with non-terrorism legislation offences were convicted. Thirteen defendants in total were sentenced to immediate custody, of whom seven were sentenced to less than ten years in jail. There were four life sentences and one non-custodial sentence handed down during this period.

As at 31 March 2011, 119 persons were in prison custody for terrorist-related offences in Great Britain, of whom 22 were classified as domestic extremists/separatists. The majority (70%) of persons imprisoned were UK nationals. There were also four persons in prison custody in Great Britain for historic cases from before TACT came into force.

Figure 1.1 Summary of criminal justice process from arrest to detention



1.2 PERSONS ARRESTED (Table 1.01)

The relatively small numbers of annual terrorism arrests mean that proportionally large fluctuations in arrests can result from particular police operations.

There were 121 terrorism suspects arrested in 2010/11, of which 50 were under section 41 of TACT and 71 under other legislation. This was down on the level of average annual number of terrorism arrests (206) since 1 April 2002 (the start of the first full financial year for which data are available).

Since 11 September 2001, when the current data collection was set up by the police service, there have been 1,963 terrorism arrests. These data exclude:

- 38 arrests made between the introduction of TACT on 19 February 2001 and 11 September 2001 when the current data collection began, because only limited data are available;
- 119 stops made at Scottish ports prior to 11 September 2001 under Schedule 7 of TACT, principally relating to individuals failing to provide proper identification. It is likely that those routine stops led to no (or a very limited number of) arrests.

Since 11 September 2001 there were 1,536 arrests under the powers in section 41 of TACT and 427 under other legislation (e.g. the Police and Criminal Evidence Act 1984). The proportion of arrests made under other non-terrorism legislation has risen consistently in recent years. In 2010/11 arrests under non-terrorism legislation accounted for 59 per cent of all terrorism arrests compared with 56 per cent in 2009/10 and 22 per cent for all terrorism arrests since 11 September 2001.

Box 1a: Terrorism arrests

Section 41 of the Terrorism Act 2000 gives the police the power to arrest a person without a warrant whom they reasonably suspect to be a terrorist. This is similar to the powers of arrest contained in wider criminal legislation; however, arrests made under section 41 are subject to extended detention powers detailed in Section 1.7 and Table 1.8 of this chapter.

Not all suspects of terrorism-related offences are arrested under section 41 of the Terrorism Act 2000; a number are arrested under standard arrest powers given by the Police and Criminal Evidence Act 1984 (PACE). A terrorist link is not always initially evident but following further investigation may become apparent.

1.3 PERSONS CHARGED (Table 1.02)

Of the 121 terrorism persons arrested in 2010/11, 45 (37%) were charged, 63 (52%) were released without charge and 13 (11%) had alternative action taken against them. Since 11 September 2001, 36 per cent of arrestees were charged, 55 per cent were released without charge and ten per cent had alternative action taken.

Box 1b: Categories of charges and convictions under TACT and other legislation

Not all charges for terrorism-related offences are limited to offences specifically under terror legislation. Many are dealt with under other legislation, e.g. conspiracy to murder, which are not covered in terrorism legislation. As a result, charges and convictions data presented in this bulletin are presented in three categories:

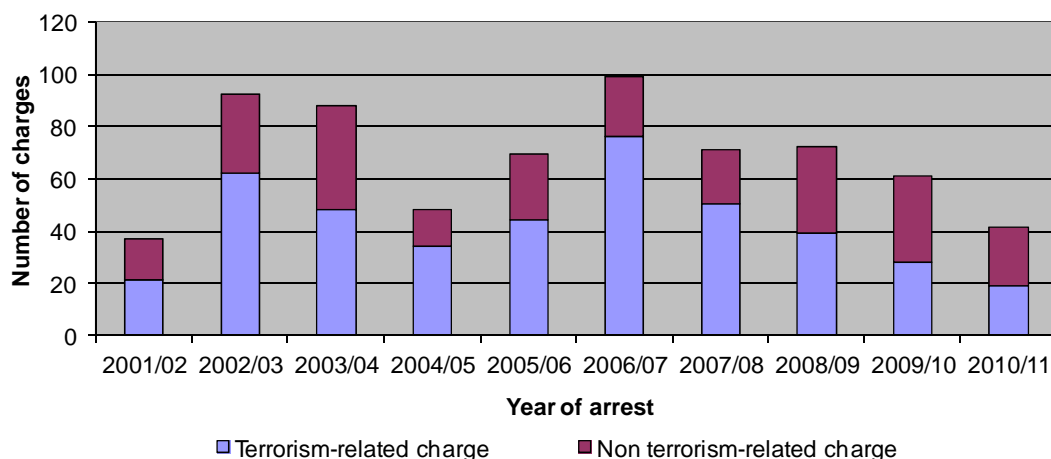
- terrorism-related: Under terrorism legislation
- terrorism-related: Under non-terrorism legislation;
- non-terrorism-related.

All charges and convictions described in this bulletin as ‘terrorism-related’ include the top two categories, unless otherwise specified.

Of the 45 charges in 2010/11, 19 (42%) were considered terrorism-related. This total comprised 13 (68%) charges under terrorism legislation and six (32%) under non-terrorism legislation. For all charges since 11 September 2001, 421 (60%) per cent were considered terrorism-related (65% of these were under terrorism legislation with the remaining 35% under non-terrorism legislation).

A comparison was carried out between rates of arrest to charge for terrorism-related offences with rates of arrest to prosecution for persons aged over 18 for recorded crime offences.¹ The comparison shows 46 per cent of those aged 18 and over arrested for recorded crime offences were prosecuted in 2010/11, compared with 37 per cent (up from 35% in 2009/10) of terrorism-related offences resulting in a charge.

Figure 1.2 Number and proportion of terrorism-related charges by offence classification



1. Data on terrorism-related charges and prosecutions have been compared for two reasons. Firstly, data on charges for recorded crime offences are not collected centrally. Also, due to the large proportion of terrorism-related charges awaiting prosecution in 2010/11 a comparison between terrorism-related charging rates in 2010/11 and recorded crime prosecution rates is the most accurate measure possible. Most terrorism-related charges result in prosecutions.

1.4 PERSONS CHARGED BY OFFENCE (Tables 1.03a, b and c)

In line with the normal procedures for criminal justice statistics, each suspect has been classified in terms of a single principal offence. This means that where an individual has been charged for a number of offences they are recorded only against the most serious offence.

For the 273 persons charged under terrorism legislation since 11 September 2001 the main principal charges were:

- possession of an article for terrorist purposes (26% of such charges);
- fundraising (14%);
- preparation for terrorist acts (13%);
- membership of a proscribed organisation (11%);
- collection of information useful for a terrorism act and disclosure of information relating to a terrorism investigation (both 8%).

For those 148 suspects charged under non-terrorism legislation but where the offence was considered terrorist-related, the most prevalent principal charges were:

- conspiracy to murder (25%);
- offences under the Explosive Substances Act 1883 (16%);
- soliciting to commit murder (7%).

Terrorism arrests made since 11 September 2001 have resulted in a total of 257 persons charged for offences which have been identified by the ACPO Counter Terrorism Co-ordination Centre (ACTCC) to be non-terrorist-related. The most frequent principle charges were under:

- Forgery & Counterfeiting Act 1981 (15%);
- Theft Acts 1968 and 1978 (10%);
- perverting the course of justice (9%);
- Identity Cards Act 2006 (8%);
- Firearms Act 1968 (7%).

1.5 GENDER, AGE AND ETHNIC APPEARANCE OF PERSONS ARRESTED AND CHARGED (Tables 1.04, 1.05 and 1.06)

Of all the persons arrested for terrorism-related offences since 1 April 2005, 94 per cent were male. This is similarly reflected in terrorism-related charges, with males making up 95 per cent of the total.

Since 1 April 2005, 45 per cent of suspects arrested were aged over 30 years and 44 per cent aged 21 to 30. The age group with the highest proportion of charges to arrests were 21 to 24 year olds at 28 per cent. The lowest proportion was seen for under-18s which was 15 per cent.

Since April 2005, 41 per cent of all terrorism suspects arrested were recorded by the police as of Asian ethnic appearance. Of these, 22 per cent were subsequently charged with a terrorism-related offence. For those arrested who were of Black ethnic appearance, 35 per cent were charged, compared with 18 per cent for those who were of White ethnic appearance and 14 per cent for those classified as Other.

1.6 INTERNATIONAL STATUS OF PERSONS ARRESTED AND CHARGED (Table 1.07)

For the first time, data on the international status of those arrested and charged are published in this bulletin. The categories currently available are Domestic, International and Northern Ireland Related Terrorism (NIRT).² These categories are based on assessment by the ACTCC and may not be mutually exclusive in all cases. Additionally, the categories may change as cases progress and further information on suspects comes to light.

Of those arrested since April 2005, 11 per cent were classified as Domestic with 82 per cent classified as International. Four per cent were classified as NIRT. The rates of charging for those arrested since April 2005 largely mirror those of arrests.

1.7 DETENTION TIMES OF PERSONS ARRESTED (Table 1.08)

Pre-charge detention assists the police in the investigation and accumulation of evidence pertaining to potential terrorism offences. Further information on these powers is given in Box 1c.

Most detainees continue to spend a short time in custody, with no one held beyond seven days' pre-charge detention in 2010/11. In 2009/10 and 2008/09 the longest a person was held in custody was 14 days with only one person held for longer in 2007/08 (charged after 19 days). In 2010/11, 21 (42%) of the 50 persons arrested under section 41 of TACT were held in pre-charge detention for less than a day.

From 25 July 2006 to 25 January 2011, when the maximum period of pre-charge detention was 28 days, six individuals were held for 27–28 days (in 2006/07), of whom three were charged and three were released without charge. Of those charged, two have been successfully convicted and the remaining individual was not proceeded against.

Box 1c: Pre-charge detention under the Terrorism Act

Under section 41 of TACT, introduced on 19 February 2001, suspects can be arrested without a warrant. After 48 hours in pre-charge detention, an officer of at least the rank of superintendent may make an application to a judge for a warrant of further detention. The period of detention has varied considerably.

From the commencement of the legislation to 20 January 2004, the maximum period of pre-charge detention was seven days. From 20 January 2004 to 25 July 2006, the limit was extended from seven days to 14 days. From 25 July 2006, the maximum period was extended to 28 days but has since reverted to a maximum of 14 days on 25 January 2011. Extended detention is not available for those arrested under other legislation.

2. Further information on these categories can be found in table 1.07 and Annex A at the end of the bulletin.

1.8 COURT PROCEEDINGS AND OUTCOMES OF CHARGES

Two approaches have been used to present statistics on court outcomes.

- Consideration of the outcome of charges on a person basis based on year of arrest. Therefore, even though the defendant may be proceeded against in several different trials, only one court outcome relating to the principal offence will be shown.
- Consideration of the outcome of trials dealt with by the Crown Prosecution Service (CPS) and completed in 2010/11 based on date of trial outcome. This information relates to the principal conviction at a trial and includes data on sentence length.

Summary of outcomes (Table 1a)

Due to the complex nature of terrorism investigations, trials may take place several years after an arrest or charge takes place. Those tried in 2010/11 can relate to arrests made in 2007/08 or earlier. By tracking the history of arrestees the bulletin seeks to simplify the issues of yearly carry over in the criminal justice system; presenting evolving totals of those brought to justice by year of arrest.

At the time of publication, three of the 19 persons arrested and charged in 2010/11 for terrorism-related offences were proceeded against and subsequently convicted, 12 were awaiting prosecution, with the remaining four not proceeded against. All of the three persons convicted were under non-terrorism legislation but were considered to be terrorism-related cases (Table 1.09b). As for previous years, it would be expected that the number of convictions increases over time as trials come to their conclusion.

Since 11 September 2001, 421 suspects have been charged for terrorism-related offences, of whom 343 were prosecuted. Of these, 122 were convicted under terrorism legislation and a further 124 were convicted of non-terrorism legislation offences but considered terrorism-related. In total 58 per cent of persons charged for terrorism-related offences have been convicted since 11 September 2001; however, this rate is likely to change when the trials of 13 suspects are completed.

Table 1a Outcome for persons charged with terrorism-related offences^{1,2}

Number of persons	Year of arrest										Great Britain Total
	2001/02	2002/03	2003/04	2004/05	2005/06	2006/07	2007/08	2008/09	2009/10	2010/11	
Charged	21	62	48	34	44	76	50	39	28	19	421
<i>of which:</i>											
<i>Not proceeded against</i>	3	14	10	6	3	9	9	6	1	4	65
<i>Awaiting prosecution</i>	-	-	-	-	-	-	-	-	1	12	13
Prosecuted	18	48	38	28	41	67	41	33	26	3	343
Convicted	11	35	20	23	34	51	28	25	16	3	246
<i>of which: TACT offences</i>	5	10	6	3	20	33	23	16	6	-	122
<i>Non-TACT offences</i>	6	25	14	20	14	18	5	9	10	3	124
% currently convicted	52	56	42	68	77	67	56	64	57	16	58
Other outcomes of prosecutions											
Found not guilty	5	13	18	5	7	16	13	7	5	-	89
Other	2	-	-	-	-	-	-	1	5	-	8

Source: ACPO Counter Terrorism Coordination Centre (ACTCC).

1. Since 11 September 2001.

2. Taken from the sum of Table 1.9a (TACT charges) and Table 1.9b (Non-TACT Terror-related charges).

Outcomes by category of offence (Tables 1.09a, b and c)

In 2002/03 (the first full year for which data are recorded), 39 per cent of those charged under terrorism legislation were not prosecuted. This figure was 31 per cent in 2003/04 and reached a high of 40 per cent in 2004/05. Since 2005/06 this figure has been lower, with an average of 14 per cent for charges from 2006/07 to 2009/10. Two defendants were not prosecuted in 2010/11. For non-terrorism legislation only six persons charged have not been proceeded against since 11 September 2001, with 95 per cent of those charged subsequently prosecuted (compared to 74% of terrorism legislation).

Currently, 79 per cent of persons charged under non-terrorism legislation since 11 September 2001 have been convicted. This compares to 47 per cent for suspects charged under terrorism legislation.

Persons convicted by offence (Tables 1.11a, b and c)

The most frequent principal charges for persons convicted since 11 September 2001 under terrorism legislation were:

- preparation for terrorist acts (15% of persons convicted);
- collection of information useful for a terrorism act (14%);
- possession of an article for terrorist purposes (14%);
- membership of proscribed organisations (13%).

The main principal convictions since 11 September 2001 which were considered terrorism-related but under non-terrorism legislation were:

- causing or conspiring to cause an explosion (20% of persons convicted);
- conspiracy to murder (13%);
- Offences under the Forgery and Counterfeiting Act 1981 (12%);
- Firearms Act 1968 offences (8%).

Details of terrorism arrests that subsequently resulted in a non-terrorism-related charge can be found in Tables 1.09c and 1.11c.

1.9 DEFENDANT TRIALS (Tables 1.10a and b)

Information collected by the CPS shows that 14 of the 16 defendants (88%) whose trials were completed during 2010/11 were convicted. Within this total seven out of nine (78%) defendants tried under terrorism legislation were convicted. All seven defendants tried under non-terrorism legislation were convicted. The offences defendants were tried for under terrorism legislation include three trials for preparation for terrorism acts, three trials for collection of information for terrorists and two trials for dissemination of terrorist publications.

For Terrorism Act offences, court proceedings for collection of information for terrorists and preparation for terrorist acts showed lower conviction rates (one out of two and two out of three respectively). For all other offences in 2010/11 all trials resulted in convictions.

1.10 SENTENCING (Tables 1.12a 1,12b and 1.13)

In 2010/11, seven offenders were convicted under terrorism legislation and seven under non-terrorism legislation. Out of the seven persons sentenced to immediate custody under terrorism legislation, five were handed sentences of less than ten years, with two of the six custodial sentences given under non-terrorism legislation attracting similar penalties. The more serious nature of many offences dealt with under non-terrorism legislation saw four life sentences handed down. Four of the seven sentenced under terrorism legislation pleaded guilty, compared to three of the seven under non-terrorism legislation. For the four persons given life sentences, all were sentenced to a 20 to 29 year minimum sentence.

1.11 APPEALS (Table 1.14)

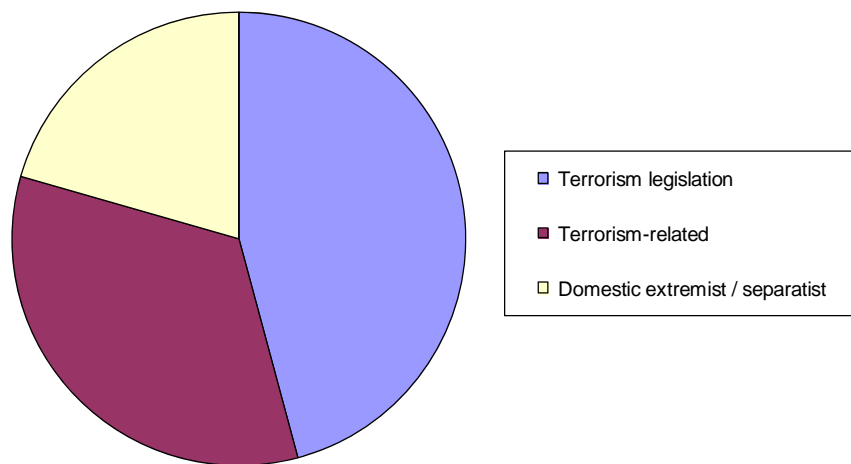
There have been 58 appeals against terrorism convictions heard by the courts from 2007/08 to 2010/11. In total, 27 appeals resulted in the varying of sentence, of which four had their sentence increased. A further seven appeals resulted in a conviction being quashed.

1.12 PRISON POPULATION (Tables 1.15–1.18)

As at 31 March 2011, there were 119 terrorist/extremist prisoners in Great Britain. In total 97 of these were terrorism-related (including four prisoners convicted before the introduction of TACT). Excluding these four historic cases, 49 of the 93 terrorist prisoners were either remanded or convicted under terrorism legislation, 32 were terrorism-related offences not under terrorism legislation and a further 12 were deportations and extraditions. Twenty-two were classified as domestic extremists/separatists, none of whom was on remand.

Forty-two of the 97 prisoners in Great Britain remanded or convicted for terrorism-related offences were of Asian ethnic origin. Twenty-three were of Black ethnic origin. Ethnicity recorded here is based upon self-declaration by persons held in custody.

Figure 1.3 Terrorist / extremist prison population as at 31 March 2011



Thirty-five terrorist prisoners were discharged in England and Wales between 1 April 2010 and 31 March 2011. No prisoners were discharged following the completion of life sentences; 19 were discharged after completing sentences of over four years with the remaining 16 discharged after completing sentences of between one to four years. Four prisoners in total were deported with one repatriated³. One Scottish prisoner was released during 2010/11.

Of the 119 terrorist/extremist prisoners in Great Britain, 83 were recorded as being UK nationals, 15 of African nationality, four of European nationality, six of Middle Eastern nationality and ten of Asian nationality. Nationality was spread over 18 countries with the highest after the UK being Bangladeshi inmates with seven prisoners and four Somali nationals.

Eighty-one of the 97 terrorism-related prisoners classified themselves as Muslim. For the 22 domestic extremists/separatists, four classified themselves as Buddhist, and nine gave no religion or described themselves as agnostic.

3. See table 1.16 for definitions of repatriations and deportations.

Table 1.01 Terrorism arrests under s41 of the Terrorism Act 2000 or under other legislation^{1,2}

Number and percentage Legislation	Year of arrest										Great Britain
	2001/02	2002/03	2003/04	2004/05	2005/06	2006/07	2007/08	2008/09	2009/10	2010/11	Total
Section 41 Terrorism Act 2000											
Number	94	236	177	158	273	191	156	123	78	50	1,536
Percentage of total arrests (%)	87	86	93	93	96	89	68	64	44	41	78
Other legislation³											
Number	14	38	13	12	12	24	75	68	100	71	427
Percentage of total arrests (%)	13	14	7	7	4	11	32	36	56	59	22
Total	108	274	190	170	285	215	231	191	178	121	1,963

Source: ACPO Counter Terrorism Coordination Centre (ACTCC).

1. From 11 September 2001. There were an additional 38 arrests following a terrorist investigation from 19 February 2001 to 10 September 2001.
2. Excludes 119 port stops carried out in Scotland over this period.
3. Mainly s1 Police and Criminal Evidence Act 1984.

Table 1.02 Outcome of terrorism arrests^{1,2}

Number of persons Arrests and outcome	Year of arrest										Great Britain
	2001/02	2002/03	2003/04	2004/05	2005/06	2006/07	2007/08	2008/09	2009/10	2010/11	Total
Arrests	108	274	190	170	285	215	231	191	178	121	1,963
Charged	37	94	89	49	75	102	74	73	63	45	701
Terrorism legislation ³	14	36	32	15	30	54	40	27	12	13	273
Other terrorism-related offences ⁴	7	26	16	19	14	22	10	12	16	6	148
Other non-terrorism-related offences ⁴	16	30	40	14	25	23	21	33	33	22	257
Failure to comply with duty at a Port or Border Controls (Schedule 7)	-	2	1	1	6	3	3	1	2	4	23
Released without being charged	57	140	81	110	193	104	136	104	82	63	1,070
Alternative action:	14	40	20	11	17	9	21	14	33	13	192
Cautioned	-	3	3	4	3	1	4	6	4	2	30
Transferred to immigration authorities	14	34	10	5	11	5	11	7	18	1	116
Transferred to PSNI ⁵	-	-	2	1	1	1	-	-	-	1	6
Mental health legislation	-	2	5	1	2	1	5	1	-	-	17
Other ⁶	-	1	-	-	-	1	1	-	11	9	23

Source: ACPO Counter Terrorism Coordination Centre (ACTCC).

1. From 11 September 2001.
2. Excludes 199 port stops carried out in Scotland over this period.
3. Includes Terrorism Act 2000, Terrorism Act 2006, Anti-Terrorism Crime and Security Act 2001, Prevention of Terrorism Act 2005.
4. Based upon assessment by the ACTCC.
5. Police Service of Northern Ireland
6. 'Other' includes those bailed pending charge for example.

Table 1.03(a) Principal offence¹ for which terrorism suspects charged^{2,3} under terrorism legislation^{4,5}

Number of persons Offence description and legislation	Year of arrest										Great Britain Total
	2001/02	2002/03	2003/04	2004/05	2005/06	2006/07	2007/08	2008/09	2009/10	2010/11	
Terrorism Act 2000											
Membership of a proscribed organisation (s11,12,13)	5	2	7	4	3	7	2	-	-	-	30
Fundraising (s.15-19)	6	8	1	7	4	2	6	1	1	1	37
Provision of information relating to a terrorist investigation (s.38b & 39)	-	-	5	-	8	5	2	2	-	-	22
Wilfully obstruct a constable (s.47(1)(c))	-	-	-	-	1	-	-	-	-	-	1
Weapons training (s.54 & 56)	1	-	-	-	1	1	1	-	-	-	4
Possession of an article for terrorist purposes (s.57)	2	24	16	1	7	14	7	1	-	-	72
Collection of information useful for a terrorism act	-	2	-	2	2	5	4	3	3	1	22
Inciting terrorism acts overseas (s.59)	-	-	1	-	3	1	5	-	-	-	10
Total	14	36	30	14	29	35	27	7	4	2	198
Prevention of Terrorism Act 2005 - Total	-	-	5	4	5	1	1	16
Terrorism Act 2006											
Encouragement of terrorism (s.1 & 2)	-	-	2	3	-	-	5
Preparation for terrorist acts (s.5)	-	8	2	10	7	9	36
Training for terrorism (s.6 & 8)	-	5	-	-	-	-	5
Other offences	-	-	1	-	-	-	1
Total	-	13	5	13	7	9	47
Anti-terrorism, Crime and Security Act 2001 - Total	-	-	2	1	1	1	4	2	-	1	12
TOTAL	14	36	32	15	30	54	40	27	12	13	273

Source: ACPO Counter Terrorism Coordination Centre (ACTCC).

1. The offence shown is the principal offence for the charges made following an arrest. When a suspect is charged with several offences the principal offence is the most serious one, based upon the maximum penalty for each offence. Where a suspect is charged both under terrorism legislation and for a non-terrorist offence the principal offence may therefore not be the charge made under terrorism legislation.
2. Charge data are recorded by the year of arrest.
3. Charged here relates to the substantive charge at indictment recorded by the Crown Prosecution Service.
4. Excludes 119 port stops carried out in Scotland over this period and offences under Schedule 7 Terrorism Act 2000.
5. From 11 September 2001.

Table 1.03(b) Principal offence¹ for which terrorism suspects charged^{2,3} under non-terrorism legislation and the offence is considered as terrorism-related^{4,5}

Number of persons charged Offence description and legislation	Year of arrest										Great Britain Total
	2001/02	2002/03	2003/04	2004/05	2005/06	2006/07	2007/08	2008/09	2009/10	2010/11	
Common Law											
Murder	-	1	1	-	-	-	-	-	-	-	2
Conspiracy to defraud	-	2	2	-	-	-	-	-	-	-	4
Conspiracy to commit armed robbery	-	1	-	-	-	-	-	-	-	-	1
Perverting the course of justice	-	-	-	-	-	1	-	-	1	-	2
Total	-	4	3	-	-	1	-	-	1	-	9
Offences Against the Person Act 1861 - Soliciting to commit murder											
	1	-	-	-	3	2	-	1	2	1	10
Criminal Law Act 1977											
Conspiracy to murder	1	8	-	8	5	13	-	2	-	-	37
Conspiracy to destroy or damage property with intent to endanger life	-	-	-	-	-	-	-	3	-	-	3
Conspiracy to receive components that may be used for terrorism purposes	-	-	-	-	-	-	-	2	-	-	2
Conspiracy to commit armed robbery	-	1	6	-	-	-	-	-	-	-	7
Conspiracy to provide money and property to be used for acts of terrorism	-	-	-	3	-	-	-	-	-	-	3
Placing or dispatching articles to cause a bomb hoax	-	3	-	-	-	-	1	-	-	-	4
Other	-	1	-	4	-	-	5	1	4	-	15
Total	1	13	6	15	5	13	6	8	4	-	71
Criminal Law Act 1967 - Assisting offenders by impeding their prosecution (s.4(1))											
	-	-	-	-	3	1	-	-	-	-	4
Explosive Substances Act 1883 - Acting with intent to cause, or conspiring to cause, explosions likely to endanger life (s.3)											
	4	2	6	2	1	3	2	-	4	-	24
Other offences											
Firearms Act 1968	1	-	1	1	-	1	1	-	1	-	6
Forgery and Counterfeiting Act 1981	-	2	-	-	-	-	-	-	-	-	2
Fraud Act 2006	-	-	1	3	2	6
Identity Cards Act 2006	-	-	-	-	1	1
Misuse of Drugs Act 1971	-	1	-	-	-	-	1	-	1	-	3
Public Order Act 1986	-	-	-	-	1	-	-	-	-	-	1
Theft Acts 1968 & 1978	-	4	-	1	-	-	-	-	-	-	5
Criminal Damage Act 1971 and Malicious Damage Act 1861	-	-	-	-	-	-	-	1	-	-	1
Other	-	-	-	-	1	1	-	1	-	2	5
Total	1	7	1	2	2	2	2	3	5	5	30
TOTAL	7	26	16	19	14	22	10	12	16	6	148

Source: ACPO Counter Terrorism Coordination Centre (ACTCC).

1. The offence shown is the principal offence for the charges made following an arrest. When a suspect is charged with several offences the principal offence is the most serious one, based upon the maximum penalty for each offence. Where a suspect is charged both under terrorism legislation and for a non-terrorist offence the principal offence may therefore not be the charge made under terrorism legislation.
2. Charge data are recorded by the year of arrest.
3. Charged here relates to the substantive charge at indictment recorded by the Crown Prosecution Service.
4. Based upon assessment by the ACTCC
5. From 11 September 2001.

Table 1.03(c) Principal offence¹ for which terrorism suspects charged^{2,3} and the offence considered as not terrorism-related^{4,5}

Number of persons Offence description and legislation	Year of arrest										Great Britain Total
	2001/02	2002/03	2003/04	2004/05	2005/06	2006/07	2007/08	2008/09	2009/10	2010/11	
Common Law											
Conspiracy to defraud	-	3	2	-	-	-	-	6	1	-	12
Pervert the course of justice	-	1	1	-	-	5	-	2	5	10	24
Total	-	4	3	-	-	5	-	8	6	10	36
Offences Against the Person Act 1861											
Soliciting to commit murder	-	-	-	1	-	-	-	-	-	-	1
Criminal Law Act 1977											
Conspiracy to commit armed robbery	-	-	1	-	-	-	-	-	-	-	1
Conspiracy to obtain a firearm	-	-	-	-	-	4	-	-	-	-	4
Conspiracy to defraud	1	-	-	-	-	-	-	-	3	-	4
Conspiracy to obtain property by deception	2	-	-	-	-	-	-	-	-	-	2
Conspiracy to transfer the proceeds of crime	-	-	-	-	-	-	-	1	-	-	1
Placing or dispatching articles to cause a bomb hoax	-	1	2	1	3	-	-	-	2	-	9
Other conspiracy offences	-	-	-	-	-	-	1	-	2	-	3
Total	3	1	3	1	3	4	1	1	7	-	24
Other offences											
Explosive Substances Act 1883	-	1	-	-	-	-	-	1	1	-	3
Firearms Act 1968	-	2	6	1	1	-	2	4	1	1	18
Forgery and Counterfeiting Act 1981	8	10	11	3	4	1	1	-	-	-	38
Fraud Act 2006	-	-	-	-	-	-	1	-	3	2	6
Identity Cards Act 2006	-	-	-	-	-	4	3	3	7	3	20
Misuse of Drugs Act 1971	1	-	3	1	2	1	2	1	2	3	16
Public Order Act 1986	-	1	-	1	2	-	-	-	1	-	5
Criminal Justice Act 1988	-	5	-	-	-	-	-	1	1	-	7
Road Traffic Act 1988	1	1	2	-	2	1	-	1	-	-	8
Theft Acts 1968 & 1978	3	2	5	3	4	2	2	3	2	-	26
Criminal Damage Act 1971 and Malicious Damage Act 1861	-	2	-	1	1	1	1	-	1	-	7
Other	-	1	7	2	6	4	8	10	1	3	42
Total	13	25	34	12	22	14	20	24	20	12	196
TOTAL	16	30	40	14	25	23	21	33	33	22	257

Source: ACPO Counter Terrorism Coordination Centre (ACTCC).

1. The offence shown is the principal offence for the charges made following an arrest. When a suspect is charged with several offences the principal offence is the most serious one, based upon the maximum penalty for each offence. Where a suspect is charged both under terrorism legislation and for a non-terrorist offence the principal offence may therefore not be the charge under terrorism legislation.
2. Charge data are recorded by the year of arrest.
3. Charged here relates to the substantive charge at indictment recorded by the Crown Prosecution Service.
4. Based upon assessment by the ACTCC.
5. From 11 September 2001.

Table 1.04 Gender of suspects arrested for terrorism and of those charged where the offence is considered terrorism-related¹, 2005/06 - 2010/11²

Number of persons and percentage			Great Britain
Arrests and charges	Male	Female	Grand Total
Arrested			
Number	1,145	76	1,221
Percentage of total by sex (%)	94	6	100
Charged for Terrorism Act/terrorism-related offences			
Number	244	12	256
Percentage of total by sex (%)	95	5	100
Percentage of arrests resulting in a charge (%)			
	21	16	21

Source: ACPO Counter Terrorism Coordination Centre (ACTCC).

1. This includes all charges under terrorism legislation and all charges under non-terrorism legislation considered by the ACTCC to be terrorism-related.
2. Data for earlier years have been excluded due to data quality concerns.

Table 1.05 Age group of suspects arrested for terrorism and of those charged where the offence is considered terrorism-related¹, 2005/06 - 2010/11²

Number of persons and percentage						Great Britain	
Arrests and charges	Under 18	18-20	21-24	25-29	30+	Not known	Grand Total
Arrested							
Number	40	100	213	321	546	1	1,221
Percentage of total by age group (%)	3	8	17	26	45	-	100
Charged for Terrorism Act/terrorism-related offences							
Number	6	23	60	76	91	-	256
Percentage of total by age group (%)	2	9	23	30	36	-	100
Percentage of arrests resulting in a charge (%)							
	15	23	28	24	17	-	21

Source: ACPO Counter Terrorism Coordination Centre (ACTCC).

1. This includes all charges under terrorism legislation and all charges under non-terrorism legislation considered by the ACTCC to be terrorism-related.
2. Data for earlier years have been excluded due to data quality concerns.

Table 1.06 Ethnic appearance¹ of suspects arrested for terrorism and of those charged where the offence is considered terrorism-related², 2005/06 - 2010/11³

Number of persons and percentage						Great Britain
Arrests and charges	White	Black	Asian	Other	Not Known	Grand Total
Arrested						
Number	314	152	498	239	18	1,221
Percentage of total by ethnic appearance (%)	26	12	41	20	1	100
Charged for Terrorism Act/terrorism-related offences						
Number	57	53	112	33	1	256
Percentage of total by ethnic appearance (%)	22	21	44	13	0	100
Percentage of arrests resulting in a charge (%)						
	18	35	22	14	6	21

Source: ACPO Counter Terrorism Coordination Centre (ACTCC).

1. See Annex A for a description of the ethnicity classifications used by the Home Office.
2. This includes all charges under terrorism legislation and all charges under non-terrorism legislation considered by the ACTCC to be terrorism-related.
3. Data for earlier years have been excluded due to data quality concerns.

Table 1.07 International status of persons arrested for terrorism and of those charged where the offence is considered terrorism-related¹, 2005/06 - 2010/11²

Number of persons and percentage					Great Britain
Arrests and charges	Domestic ³	Northern Ireland related	International ⁴	Not classified	Grand Total
Arrested					
Number	138	47	1,004	32	1,221
Percentage of total by international status (%)	11	4	82	3	100
Charged for Terrorism Act/terrorism-related offences					
Number	29	19	206	2	256
Percentage of total by international status (%)	11	7	80	1	100
Percentage of arrests resulting in a charge (%)					
	21	40	21	6	21

Source: ACPO Counter Terrorism Coordination Centre (ACTCC).

1. This includes all charges under terrorism legislation and all charges under non-terrorism legislation considered by the ACTCC to be terrorism-related.
2. Data for earlier years have been excluded due to data quality concerns.
3. Refers to terrorist activity where there are no links to either Northern Ireland related or international terrorism.
4. Refers to activity by an individual or a group of individuals linked to terrorist groups that are based outside the UK, who operate in and from third countries.

Table 1.08 Time in days from arrest under s41 of the Terrorism Act 2000^{1,2} to charge, release or other action taken³

Number of persons	Great Britain																																											
	2001/02				2002/03				2003/04				2004/05				2005/06				2006/07				2007/08				2008/09				2009/10				2010/11 ⁴				Total			
	Charged	Released	Other	Total	Charged	Released	Other	Total	Charged	Released	Other	Total	Charged	Released	Other	Total	Charged	Released	Other	Total	Charged	Released	Other	Total	Charged	Released	Other	Total	Charged	Released	Other	Total	Charged	Released	Other	Total								
Under 1 day	4	22	2	28	15	51	9	75	27	35	8	70	11	70	6	87	22	124	10	156	33	42	2	77	13	77	8	98	7	43	4	54	3	18	3	24	-	16	5	21	135	498	57	690
1 to less than 2 days	3	13	3	19	12	54	14	80	20	19	3	42	6	16	-	22	11	40	1	52	6	16	-	22	2	14	1	17	3	3	-	6	2	8	2	12	1	10	-	11	66	193	24	283
2 to less than 3 days	1	-	1	2	6	8	1	15	4	-	-	6	2	4	-	6	3	4	-	7	-	-	-	-	1	-	-	1	-	2	-	2	1	-	-	1	-	1	-	1	18	21	2	41
3 to less than 4 days	9	9	1	19	20	5	3	28	5	5	4	14	4	4	1	9	1	4	-	5	-	3	2	5	3	1	-	4	-	2	1	3	-	3	3	6	-	1	-	1	42	37	15	94
4 to less than 5 days	9	3	2	14	2	-	1	3	4	3	2	9	4	3	1	8	5	12	-	17	1	3	1	5	3	1	-	4	1	4	-	5	1	2	1	4	-	1	-	1	30	32	8	70
5 to less than 6 days	1	-	-	1	7	3	4	14	4	8	1	13	1	-	1	2	5	-	-	5	2	-	-	2	9	3	-	12	4	5	-	9	1	2	-	3	1	1	-	2	35	22	6	63
6 to less than 7 days	7	4	-	11	19	-	2	21	11	3	1	15	6	1	-	7	9	2	-	11	6	9	-	15	4	6	-	10	5	10	2	17	8	6	-	14	9	4	-	13	84	45	5	134
7 to less than 8 days	1	-	-	1	-	2	-	2	-	5	1	5	1	2	-	3	2	-	-	2	3	1	-	4	-	-	-	-	-	-	-	-	7	5	5	17
8 to less than 9 days	-	-	-	-	-	1	-	1	2	-	-	2	7	3	-	10	-	-	-	-	1	2	-	3	-	-	-	-	-	-	-	-	10	5	1	16
9 to less than 10 days	5	2	-	7	-	4	-	4	3	-	-	3	4	1	1	6	-	-	-	-	3	-	1	4	1	-	-	1	-	-	-	-	16	7	2	25
10 to less than 11 days	-	-	-	-	1	-	1	2	2	-	4	2	1	-	3	-	-	-	-	-	-	-	-	-	-	-	-	-	-	-	-	4	4	-	8	
11 to less than 12 days	-	-	-	-	-	-	-	-	-	-	-	-	17	2	-	19	2	1	-	3	1	3	-	4	-	-	-	-	-	-	-	-	20	6	-	26
12 to less than 13 days	-	-	-	-	-	-	-	1	-	-	1	2	-	-	2	2	-	-	2	5	1	-	6	-	1	3	4	-	-	-	-	10	2	3	15	
13 to less than 14 days	-	-	-	9	-	-	-	9	4	1	-	5	7	5	-	12	1	1	-	2	6	-	-	6	1	1	7	9	-	-	-	-	28	8	7	43
14 to less than 15 days	1	-	-	1	-	-	-	-	-	-	-	-	-	-	-	-	-	-	-	-	1	-	-	1
15 to less than 16 days
16 to less than 17 days
17 to less than 18 days
18 to less than 19 days	1	-	-	1
19 to less than 20 days	3	-	-	3
20 to less than 21 days
21 to less than 22 days
22 to less than 23 days
23 to less than 24 days
24 to less than 25 days
25 to less than 26 days
26 to less than 27 days
27 to less than 28 days	3	3	-	6
Total	34	51	9	94	81	121	34	236	81	77	19	177	43	105	10	158	68	189	16	273	95	90	6	191	43	104	9	156	39	76	8	123	18	41	19	78	11	34	5	50	513	888	135	1,536

Source: ACPO Counter Terrorism Coordination Centre (ACTCC).

1. Excludes those arrested under other legislation (i.e. not under s41 Terrorism Act 2000). Although an investigation is considered terrorism-related the 28-day maximum pre-charge detention period does not apply in such cases.
2. Includes Schedule 7 offences.
3. The category of 'other' includes persons cautioned, bailed to return, transferred to the Police Service of Northern Ireland (PSNI) or the UK Border Agency and those detained under mental health legislation.
4. The maximum period of pre-charge detention under TACT fell from 28 days to 14 days on 25 January 2011.

Table 1.09(a) Outcome for those charged¹ and prosecuted² under terrorism legislation

Number of persons										Great Britain	
Charge and outcome	2001/02	2002/03	2003/04	2004/05	2005/06	2006/07	2007/08	2008/09	2009/10	2010/11	Total
Charged	14	36	32	15	30	54	40	27	12	13	273
Prosecuted	11	22	22	9	27	45	34	22	10	-	202
Convicted³	5	12	12	5	20	31	23	17	4	-	129
(of which) TACT	5	8	5	3	17	30	22	15	4	-	109
Non-TACT	-	4	7	2	3	1	1	2	-	-	20
Found not guilty	4	10	10	4	7	14	11	5	2	-	67
Other	2	-	-	-	-	-	-	-	4	-	6
Not proceeded against	3	14	10	6	3	9	6	5	1	2	59
Awaiting prosecution	-	-	-	-	-	-	-	-	1	11	12

Source: ACPO Counter Terrorism Coordination Centre (ACTCC).

1. Charged here relates to the substantive charge at indictment recorded by the Crown Prosecution Service.
2. Prosecution leads here to a single principal conviction, e.g. the most serious offence.
3. Excludes cases when a conviction was later quashed on appeal.

Table 1.09(b) Outcome for those charged^{1,2} and prosecuted³ under non-terrorism legislation but where considered terrorism-related⁴

Number of persons											Great Britain
Charge and outcome	2001/02	2002/03	2003/04	2004/05	2005/06	2006/07	2007/08	2008/09	2009/10	2010/11	Total
Charged	7	26	16	19	14	22	10	12	16	6	148
Prosecuted	7	26	16	19	14	22	7	11	16	3	141
Convicted⁴	6	23	8	18	14	20	5	8	12	3	117
(of which) TACT	-	2	1	-	3	3	1	1	2	-	13
Non-TACT	6	21	7	18	11	17	4	7	10	3	104
Found not guilty	1	3	8	1	-	2	2	2	3	-	22
Other	-	-	-	-	-	-	-	1	1	-	2
Not proceeded against	-	-	-	-	-	-	3	1	-	2	6
Awaiting prosecution	-	-	-	-	-	-	-	-	-	1	1

Source: ACPO Counter Terrorism Coordination Centre (ACTCC).

1. Charged here relates to the substantive charge at indictment recorded by the Crown Prosecution Service.
2. Prosecution leads here to a single principal conviction, e.g. the most serious offence.
3. Based upon assessment by the ACTCC.
4. Excludes cases when a conviction was later quashed on appeal.

Table 1.09(c) Outcome for those charged^{1,2} and prosecuted³ under non-terrorism legislation and considered not terrorism-related⁴

Number of persons	Great Britain										
Charge and outcome	2001/02	2002/03	2003/04	2004/05	2005/06	2006/07	2007/08	2008/09	2009/10	2010/11	Total
Charged	16	30	40	14	25	23	21	33	33	22	257
Prosecuted	14	28	34	10	22	20	17	28	26	17	216
Convicted⁴	13	28	33	10	22	17	16	25	25	17	206
Found not guilty	1	-	1	-	-	3	1	3	1	-	10
Other	-	-	-	-	-	-	-	-	-	-	-
Not proceeded against	2	2	6	4	3	3	4	5	2	3	34
Awaiting prosecution	-	-	-	-	-	-	-	-	5	2	7

Source: ACPO Counter Terrorism Coordination Centre (ACTCC).

1. Charged here relates to the substantive charge at indictment recorded by the Crown Prosecution Service.
2. Prosecution leads here to a single principal conviction, e.g. the most serious offence.
3. Based upon assessment by the ACTCC.
4. Excludes cases when a conviction was later quashed on appeal.

Table 1.10(a) Number of persons tried by the Crown Prosecution Service for offences under terrorism legislation, 2010/11

Number of court cases completed in 2010/11 ¹	Great Britain			
	Trials	Acquittals	Convictions	Other ²
Terrorism Act 2000				
Membership of a proscribed organisation (s.11 TACT 2000)	1	-	1	-
Collection or possession of information for terrorists (s.58 TACT 2000)	2	-	1	1
Terrorism Act 2006				
Dissemination of terrorist publications (s.2)	2	-	2	-
Preparation for terrorist acts (s.5)	3	1	2	-
Prevention of Terrorism Act 2005	1	-	1	-
Total	9	1	7	1

Source: Crown Prosecution Service Counter-Terrorism Division.

1. Trials relating to principal conviction only.
2. Hung jury or no evidence offered.

Table 1.10(b) Number of persons tried¹ by the Crown Prosecution Service for offences under non-terrorism legislation but where considered terrorism-related, 2010/11

Number of court cases completed in 2010/11 ¹	Great Britain			
	Trials	Acquitted	Convicted	Other ²
Common Law				
Murder	1	-	1	-
Criminal Law Act 1977				
Conspiracy to murder	3	-	3	-
Explosive Substances Act 1883	1	-	1	-
Other offences				
Public Order Act 1986 - Offences of inciting religious or racial hatred	1	-	1	-
Official Secrets Act 1989	1	-	1	-
Total	7	-	7	-

Source: Crown Prosecution Service Counter-Terrorism Division.

1. Trials related to principal conviction only.
2. Hung jury or no evidence offered.

Table 1.11(a) Principal offences^{1,2} for which suspects convicted³ under terrorism legislation⁴

Number of persons Offence	Year of arrest										Great Britain Total
	2001/02	2002/03	2003/04	2004/05	2005/06	2006/07	2007/08	2008/09	2009/10	2010/11	
Terrorism Act 2000											
Membership of a proscribed organisation (s.11,12,13)	3	3	-	1	3	4	1	1	-	-	16
Fundraising (s.15-19)	2	-	-	-	4	1	3	1	-	-	11
Provision of information relating to a terrorist investigation (s.38b & 39)	-	-	2	-	5	1	1	1	-	-	10
Wilfully obstruct a constable (s.47(1)(c))	-	-	-	-	1	-	-	-	-	-	1
Weapons training (s.54 & 56)	-	-	-	-	-	1	1	-	-	-	2
Possession of an article for terrorist purposes (s.57)	-	5	2	1	1	6	1	1	-	-	17
Collection of information for a terrorism act (s.58)	-	1	-	1	2	6	3	3	1	-	17
Inciting terrorism acts overseas (s.59)	-	-	-	-	3	1	3	-	-	-	7
Other	-	1	-	-	-	-	-	-	1	-	2
Total	5	10	4	3	19	20	13	7	2	-	83
Prevention of Terrorism Act 2005 - Total	-	-	-	-	-	1	-	-	1	-	2
Terrorism Act 2006											
Encouragement of terrorism (s.1 & 2)	-	1	2	1	-	4
Preparation for terrorist acts (s.5)	6	4	6	2	-	18
Training for terrorism (s.6 & 8)	5	-	-	-	-	5
Other	-	1	-	-	-	1
Total	11	6	8	3	-	28
Anti-terrorism, Crime and Security Act 2001 - Total	-	-	2	-	1	1	4	1	-	-	9
All offences	5	10	6	3	20	33	23	16	6	-	122

Source: ACPO Counter Terrorism Coordination Centre (ACTCC).

1. The offence shown is the principal offence for which the offender is convicted and given the highest penalty. When the suspect has more than one with an identical penalty it is based upon the maximum penalty available for that offence.
2. Excludes convictions under Schedule 7 of the Terrorism Act 2000.
3. Conviction as the principal offence (i.e. most serious offence) per individual offender.
4. From 11 September 2001.

Table 1.11(b) Principal offences^{1,2} for which suspects convicted³ under non-terrorism legislation and where considered as terrorism-related^{4,5}

Number of persons Offence	Year of arrest										Great Britain Total
	2001/02	2002/03	2003/04	2004/05	2005/06	2006/07	2007/08	2008/09	2009/10	2010/11	
Common Law											
Murder	-	1	1	-	-	-	-	-	-	-	2
Conspiracy to defraud	-	2	2	-	-	-	-	-	-	-	4
Perverting the course of justice	-	-	-	-	-	1	-	-	-	-	1
Common Law - Other	-	1	-	-	-	-	-	-	-	-	1
Total	-	4	3	-	-	1	-	-	-	-	8
Offences against the Person Act 1861 - Soliciting to commit murder	1	-	-	-	3	2	-	-	-	1	7
Criminal Law Act 1977											
Conspiracy to murder	-	-	-	2	4	9	1	-	-	-	16
Conspiracy to destroy or damage property	-	-	-	-	-	-	-	3	-	-	3
Conspiracy to commit armed robbery	-	1	-	-	-	-	-	-	-	-	1
Conspiracy to obtain a firearm	-	-	1	-	-	-	-	-	-	-	1
Conspiracy to provide money/property for acts of terrorism	-	-	-	1	-	-	-	-	-	-	1
Placing or dispatching articles to cause a bomb hoax	-	3	-	-	-	-	-	1	-	-	4
Criminal Law Act 1977 - Other	-	1	-	4	-	2	1	1	-	-	9
Total	-	5	1	7	4	11	2	5	-	-	35
Criminal Law Act 1967 - Assisting offenders by impeding their prosecution (s.4(1))	-	-	-	-	4	-	-	-	-	-	4
Explosive Substances Act 1883 - Acting with intent to cause, or conspiring to cause, explosions likely to endanger life	4	2	4	9	1	-	-	-	4	-	24
Other offences											
Firearms Act 1968	1	-	3	1	-	3	2	-	-	-	10
Forgery and Counterfeiting Act 1981	-	12	2	1	-	-	-	-	-	-	15
Fraud Act 2006	-	-	1	3	1	5
Misuse of Drugs Act 1971	-	-	-	-	-	-	1	-	-	-	1
Public Order Act 1986	-	-	-	-	1	-	-	-	1	-	2
Theft Acts 1968 & 1978	-	2	1	2	-	-	-	-	-	-	5
Criminal Damage Act 1971 and Malicious Damage Act 1861	-	-	-	-	-	-	-	1	-	-	1
Other	-	-	-	-	1	1	-	2	-	1	5
Total	1	14	6	4	2	4	3	4	4	2	44
All offences	6	25	14	20	14	18	5	9	8	3	122

Source: ACPO Counter Terrorism Coordination Centre (ACTCC).

1. The offence shown is the principal offence for which the offender is convicted and given the highest penalty. When the suspect has more than one offence with an identical penalty it is based upon the maximum penalty available for that offence.
2. Conspiracy to commit offences is punishable as, and should be classified as, the substantive offences except where a separate classification is provided.
3. Conviction as the principal offence (i.e. most serious offence) per individual offender.
4. Based upon assessment by the ACTCC.
5. From 11 September 2001.

Table 1.11(c) Principal offence^{1,2} for which terrorism suspects convicted under non-terrorism legislation³ and where considered as not terrorism-related^{4,5}

Number of persons Offence	Year of arrest										Great Britain Total
	2001/02	2002/03	2003/04	2004/05	2005/06	2006/07	2007/08	2008/09	2009/10	2010/11	
Common Law											
Conspiracy to defraud	-	3	2	-	-	-	-	5	-	-	10
Perverting the course of justice	-	1	1	-	-	4	-	1	4	8	19
Common Law - Other	-	-	-	-	1	-	-	-	-	-	1
Total	-	4	3	-	1	4	-	6	4	8	30
Offences against the Person Act 1861 - Soliciting to commit murder											
	-	-	-	1	-	-	-	-	-	-	1
Criminal Law Act 1977											
Conspiracy to obtain a firearm	-	-	-	-	-	2	-	-	-	-	2
Conspiracy to defraud	1	-	-	-	-	-	-	-	3	-	4
Conspiracy to obtain property by deception	1	-	-	-	-	-	-	-	-	-	1
Conspiracy to transfer the proceeds of crime	-	-	-	-	-	-	-	1	-	-	1
Placing or dispatching articles to cause a bomb hoax	-	1	2	-	3	-	-	-	2	-	8
Criminal Law Act 1977 - Other	-	-	-	-	-	-	-	-	1	-	1
Total	2	1	2	-	3	2	-	1	6	-	17
Other Offences											
Explosive Substances Act 1883	-	1	-	-	-	-	-	-	1	-	2
Firearms Act 1968	-	2	6	-	1	-	1	2	1	1	14
Forgery and Counterfeiting Act 1981	3	8	9	2	3	1	-	-	-	-	26
Fraud Act 2006	-	-	1	2	-	3
Identity Cards Act 2006	4	3	5	5	4	21
Misuse of Drugs Act 1971	1	-	2	1	-	-	2	1	2	3	12
Public Order Act 1986	-	-	-	2	-	-	-	-	1	-	3
Criminal Justice Act 1988	-	5	-	-	-	-	-	-	1	-	6
Road Traffic Act 1988	1	1	2	-	2	1	-	1	1	-	9
Theft Acts 1968 & 1978	5	2	5	1	4	1	1	2	1	-	22
Criminal Damage Act 1971 and Malicious Damage Act 1861	-	3	-	1	-	1	1	-	1	-	7
Other	1	1	4	2	8	3	8	6	1	1	35
Total	11	23	28	9	18	11	16	18	17	9	160
TOTAL	13	28	33	10	22	17	16	25	27	17	208

Source: ACPO Counter Terrorism Coordination Centre (ACTCC).

1. The offence shown is the principal offence for which the offender is convicted and given the highest penalty. When the suspect has more than one offence with an identical penalty it is based upon the maximum penalty available for that offence.
2. Conspiracy to commit offences is punishable as, and should be classified as, the substantive offences except where a separate classification is provided.
3. Conviction as the principal offence (i.e. most serious offence) per individual offender.
4. Based upon assessment by the ACTCC.
5. From 11 September 2001.

Table 1.12(a) Sentencing for terrorism trials¹ where offender convicted under terrorism legislation, 2010/11

Number of sentences given in 2010/11 ¹										Great Britain
Legislation and Plea	Under 1 year	1 year and under 4 years	4 years and under 10 years	10 years and under 20 years	20 years and under 30 years	30 years and over	IPP ²	Life	Non-custodial sentence	Total
Terrorism Act 2000										
Guilty	-	-	1	-	-	-	-	-	-	1
Not guilty	-	1	-	-	-	-	-	-	-	1
Terrorism Act 2006										
Guilty	-	1	-	1	-	-	-	-	-	2
Not guilty	-	-	1	-	1	-	-	-	-	2
Prevention of Terrorism Act 2005										
Guilty	-	1	-	-	-	-	-	-	-	1
Not guilty	-	-	-	-	-	-	-	-	-	-
Total										
Guilty	-	2	1	1	-	-	-	-	-	4
Not guilty	-	1	1	-	1	-	-	-	-	3
Total	-	3	2	1	1	-	-	-	-	7

Source: Crown Prosecution Service Counter-Terrorism Division.

1. Refers to those dealt with by the Crown Prosecution Service Counter-Terrorism Division only.
2. Indeterminate sentence for Public Protection.

Table 1.12(b) Sentencing for terrorism trials¹ where offender convicted under non-terrorism legislation, 2010/11

Number of sentences given in 2010/11								Great Britain		
Legislation and Plea	Under 1 year	1 year and under 4 years	4 years and under 10 years	10 years and under 20 years	20 years and under 30 years	30 years and over	IPP ²	Life	Non-custodial	Total
Common Law										
Guilty	-	-	-	-	-	-	-	1	-	1
Not guilty	-	-	-	-	-	-	-	-	-	-
Criminal Law Act 1977										
Guilty	-	-	-	-	-	-	-	-	-	-
Not guilty	-	-	-	-	-	-	-	3	-	3
Explosive Substances Act 1883										
Guilty	-	-	-	-	-	-	-	-	1	1
Not guilty	-	-	-	-	-	-	-	-	-	-
Other offences										
Guilty	-	1	-	-	-	-	-	-	-	1
Not guilty	-	1	-	-	-	-	-	-	-	1
Total										
Guilty	-	1	-	-	-	-	-	1	1	3
Not guilty	-	1	-	-	-	-	-	3	-	4
Total	-	2	-	-	-	-	-	4	1	7

Source: Crown Prosecution Service Counter-Terrorism Division.

1. Refers to those dealt with by the Crown Prosecution Service Counter-Terrorism Division only.
2. Indeterminate sentence for Public Protection.

Table 1.13 Minimum terms for those in terrorism trials¹ given an indeterminate life sentence, 2010/11

Legislation	Number of life sentences given in 2010/11					Great Britain
	Minimum term					Total
	Under 10 years	10 to 19	20 to 29	30 to 39	40 +	
Terrorism legislation	-	-	-	-	-	-
Non-terrorism legislation	-	-	4	-	-	4
All offences	-	-	4	-	-	4

Source: Crown Prosecution Service Counter-Terrorism Division.

1. Refers to those dealt with by the Crown Prosecution Service Counter-Terrorism Division only.

Table 1.14 Appeals and outcomes for terrorism offences, 2007/08 - 2010/11¹

Number	Great Britain
Outcome of appeal	Number of appeals
Sentence varied: ²	27
<i>of which:</i>	
Sentence reduced	23
Sentence increased	4
Conviction quashed	7
Appeal discontinued	24
<i>of which:</i>	
Dismissed	23
Abandoned	1
Total	58

Source: Crown Prosecution Service Counter-Terrorism Division.

1. Refers to those cases dealt with by the Crown Prosecution Service Counter-Terrorism Division only.

2. Includes both appeals made by defendants to reduce their sentence, and appeals by the state to increase a sentence.

Table 1.15 Number of terrorist/extremist prisoners in Great Britain by self-defined ethnicity¹ as at 31 March 2011²

Number of persons in custody	Great Britain					Total
	White	Mixed	Asian or Asian British	Black or Black British	Chinese or Other	
Terrorism legislation or terrorism-related	17	7	41	23	5	93
Remanded terrorism legislation	-	-	5	8	-	13
Remanded terrorism-related	-	-	-	-	-	-
Convicted terrorism legislation	10	3	13	9	1	36
Convicted terrorism-related	6	-	20	6	-	32
Deportation cases	1	3	-	-	2	6
Extradition cases	-	1	3	-	2	6
Domestic extremist / separatist¹	22	-	-	-	-	22
Remanded	-	-	-	-	-	-
Convicted	22	-	-	-	-	22
Historic cases¹	3	-	1	-	-	4
Convicted terrorism-related	3	-	1	-	-	4
Total	42	7	42	23	5	119

Source: Ministry of Justice and Scottish Prison Service.

1. See Annex A for a description of the ethnicity and prisoner classifications used in this bulletin.
2. Includes one prisoner in a Scottish prison.

Table 1.16 Terrorist legislation or terrorism-related prisoners, including historical terrorist cases¹ discharged from prison in Great Britain following detention, 2010/11

Outcome	Number of persons discharged					Great Britain	
	Total Discharged	Less than or equal to 6 months	Greater than 6 months to less than 12 months	12 months to less than 4 years	4 years or more (excluding indeterminate sentences)	IPP ²	Life
Discharged	30	-	-	14	16	-	-
Repatriated ³	1	-	-	-	1	-	-
Deported or UKBA bail ⁴	4	-	-	2	2	-	-
Extradited/cross border transfer ⁵	-	-	-	-	-	-	-
Hospital transfer ⁶	-	-	-	-	-	-	-
No further action ⁷	-	-	-	-	-	-	-
Total⁸	35	-	-	16	19	-	-

Source: Ministry of Justice and Scottish Prison Service.

1. These include cases which predate the introduction of the Terrorist Acts (2000 & 2006). They were imprisoned pre-2001 following a terrorist investigation, acts of terrorism, or for membership of a proscribed organisation. They include convicted terrorists from the 1970s to 1990s for a range of offences. They include members of groups such as the Palestinian Liberation Organisation (PLO), Democratic Revolutionary Movement for the Liberation of Arabistan (DRMLA) and domestic bombers.
2. Indeterminate sentence for public protection.
3. Repatriated - The removal of a person in custody from Great Britain to their country of origin. The removal does not have to be enforced.
4. Deported - The enforced removal of a person in custody from Great Britain to another country. The country does not have to be the country of origin of the suspect. UKBA bail - individuals released from detention in NOMS or UKBA custodial sites on licence issued by UKBA.
5. Extradition cases - those individuals held under Home Office powers awaiting extradition to another country or jurisdiction.
6. Hospital transfers - those individuals transferred from prison to a secure hospital under the Mental Health Act for treatment. Individuals may be transferred back to prison, discharged on completion of their custodial sentence, or continue to be held under Mental Health Act powers following completion of their sentence, whilst remaining eligible for release on the authority of a Mental Health Review Tribunal.
7. 'No further action' includes acquittals, found not guilty and discharged on appeal or case withdrawn.
8. Includes one Scottish prisoner discharged.

Table 1.17 Self-declared nationalities of terrorist/extremist prisoners in Great Britain at 31 March 2011¹

Number of persons in custody		Great Britain			
Terrorist legislation or terrorist-related		Domestic extremist /separatist ²		Historic terrorist cases ²	
United Kingdom	58	United Kingdom	22	United Kingdom	3
Africa	15			Middle East	1
Algeria	2			Jordan	1
Egypt	1				
Ethiopia	3				
Ghana	1				
Morocco	2				
Somalia	4				
South Africa	1				
Uganda	1				
Middle East	5				
Jordan	1				
Kuwait	3				
Syria	1				
Asia	10				
Afghanistan	1				
Bangladesh	7				
Pakistan	2				
Europe	4				
Albania	1				
Germany	1				
Italy	2				
Unrecorded	1				
Total	93	Total	22	Total	4

Source: Ministry of Justice and Scottish Prison Service.

1. Includes one prisoner in a Scottish prison.
2. See Annex A for a description of the prisoner classifications used in this bulletin.

Table 1.18 Self-declared religions¹ of terrorist/extremist prisoners in Great Britain as at 31 March 2011²

Number of persons in custody				Great Britain	
Terrorist legislation or terrorist-related		Domestic extremist /separatist ³		Historic terrorist cases ³	
Buddhist	1	Buddhist	4	Greek/Russian Orthodox	1
Church of England	1	Church of England	2	Muslim/Moslem	1
Church of Scotland	1	No religion	9	No religion	1
Muslim/Moslem	80	Not recorded	1	Pagan	1
No religion	4	Pagan	1		
Pagan	2	Roman Catholic	5		
Protestant	1				
Roman Catholic	1				
Not Recorded	2				
Grand Total	93	Grand Total	22	Grand Total	4

Source: Ministry of Justice and Scottish Prison Service.

1. Self-declared on entry to prison although prisoners may change their religion whilst in custody.
2. Includes one prisoner in a Scottish prison.
3. See Annex A for a description of the prisoner classifications used in this bulletin.

2 Stops and searches under the Terrorism Act 2000

2.1 SUMMARY

Data for 2010/11 presented in this chapter should be considered as provisional; fully verified data will be published by the Home Office in the annual statistical report 'Police Powers and Procedures', scheduled to be published in April 2012.

In 2010/11 there were 9,652 stops and searches made under section 44 of the Terrorism Act 2000 (TACT) in Great Britain, 91 per cent lower than the 102,504 searches in 2009/10. This fall coincides with the repeal of section 44 and replacement with section 47A (as described in Box 2a).

There were 11 stops and searches made under section 44 of TACT between 1 January and 31 March 2011 in Great Britain, compared with 14,250 in the corresponding quarter in 2009/10.

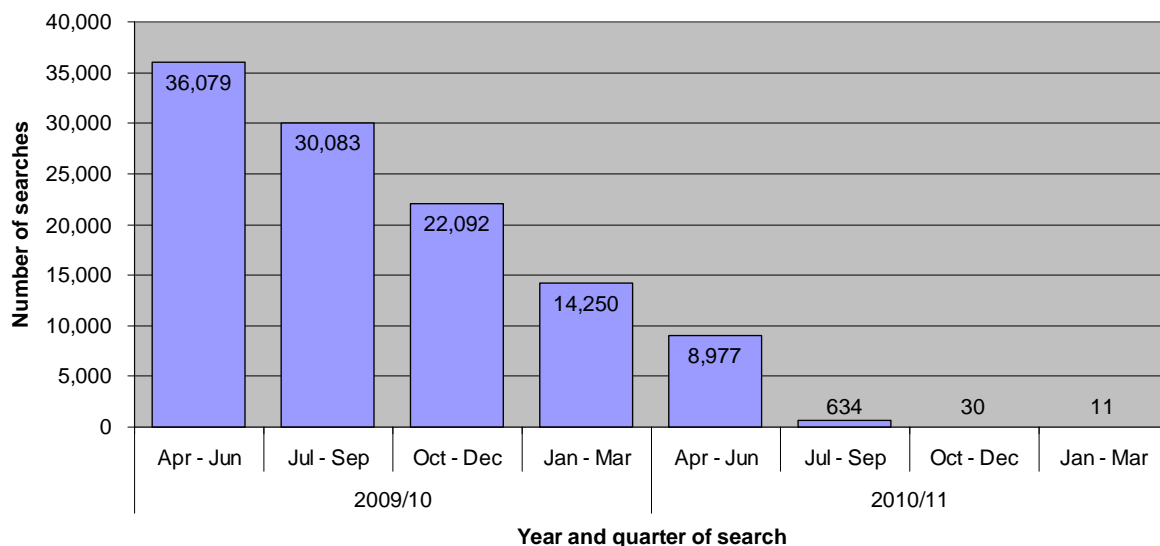
A further 1,154 stops and searches were carried out by the Metropolitan Police Service in 2010/11 under the powers in section 43 of TACT, a fall of six per cent on 2009/10.

Compared with the corresponding quarter of 2009/10, the number of searches under section 43 carried out between 1 January and 31 March 2011 increased by 62 per cent with the total up from 251 to 407.

In total, 65,684 examinations were carried out in 2010/11 at ports in Great Britain under Schedule 7 of TACT; of these, 2,288 lasted over one hour.

Forty-one police cordons were set up in 2010/11 under section 33 of TACT.

Figure 2.1 Stops and searches made under s44 (1) and (2) of the Terrorism Act 2000, Great Britain



2.2 STOPS AND SEARCHES UNDER S44 AND S47A OF THE TERRORISM ACT 2000 (Tables 2.01 and 2.02)

Section 44 of TACT provides officers with the power to stop and search people and vehicles for articles which could be used in connection with terrorism. Subject to confirmation by the Home Secretary within a 48-hour period, police forces are able to apply to carry out such stops and searches within a particular area during an agreed period without the need of reasonable suspicion. The majority of those police forces that regularly authorised the use of section 44 ceased using the power following the Home Secretary's statement on 8 July 2010⁴, and this power was replaced with section 47. Further details can be found in Box 2a.

These powers are different from searches under section 43 of TACT, where the officer will not need such authorisation but instead reasonable suspicion that the suspect is a terrorist.

Box 2a Terrorism Act 2000 (Remedial) Order 2011 and new section 47A Schedule 6B of the Terrorism Act

The Home Secretary announced on 26 January 2011 the findings from the review of counter-terrorism and security powers. One of the recommendations of the review was that stop and search powers under sections 44 to 47 of TACT should be repealed and replaced with a much more limited power.

This recommendation was based on the Government's commitments to introduce safeguards against the misuse of terrorism legislation, and in order to bring the powers into line with the European Convention of Human Rights, following the European Court of Human Rights ruling in the case of Gillan and Quinton v United Kingdom.

The recommendation is being implemented by provisions in the Protection of Freedoms Bill which was introduced to Parliament on 11 February 2011. The review also recommended that consideration be given to whether the new counter-terrorism stop and search powers should be available more quickly than the Protection of Freedoms Bill would allow. On 1 March 2011 the Home Secretary announced that she had concluded that the police do need the powers more quickly than the Bill would allow.

The Home Secretary has therefore made a "remedial order" under section 10 of the Human Rights Act 1998 to make immediate changes to the legislation. The new powers contained in that order are supported by a robust statutory Code of Practice.

The remedial order replaces sections 44 to 47 of TACT with a more targeted and proportionate power. The provisions in the order will cease to have effect on the coming into force of the similar provisions in the Protection of Freedoms Bill – in other words, the order makes temporary provision while the Protection of Freedoms Bill is being taken through Parliament. The order came into force on 18 March 2011.

Section 47A and Schedule 6B of TACT introduce replacement stop and search provisions. An authorisation for the use of the new stop and search powers can only be given under section 47A where the person giving it reasonably suspects an act of terrorism will take place and considers the powers are necessary to prevent such an act. An authorisation can last for no longer and cover no greater an area than is necessary to prevent such an act. This represents a significantly higher threshold for giving an authorisation than the "expediency" test under section 44 of the 2000 Act. As a result, the numbers of section 47A searches are expected to be greatly reduced from the number of section 44 searches prior to the remedial order. Information on this will be available as data on use of section 47A is being collected in place of section 44.

4. A full text of this statement can be found at:
<http://webarchive.nationalarchives.gov.uk/+/http://www.homeoffice.gov.uk/publications/parliamentary-business/oral-statements/stop-and-search-statement/?view=Standard&pubID=821759>

Number of searches

A total of 9,652 persons were stopped by the police in 2010/11 in Great Britain under section 44/47A of the TACT. The majority of these searches were conducted in the Metropolitan Police force area (81%); the next most frequent user of the power was the British Transport Police (7% of all searches conducted).

Of those stopped and searched under section 44 in 2010/11 the majority defined themselves as White (57%). A further 18 per cent defined themselves as being Asian or Asian British, ten per cent defined themselves as Black or Black British and the remaining four per cent self-classified as being Chinese or other. These proportions are largely similar to those searched in 2009/10.

A total of 77 arrests resulted from section 44 stops and searches carried out in 2010/11. This represents 0.8 per cent of section 44 stops and searches, and compares with ten per cent of stops and searches made under section 1 of the Police and Criminal Evidence Act 1984 resulting in an arrest in 2009/10. No arrests under section 44 in 2010/11 were identified as being terrorism-related, compared with two in 2009/10.

Table 2a Summary of stops and searches and resultant arrests made under s44(1) and (2) of the Terrorism Act 2000, Great Britain 2009/10 and 2010/11^{1,2}

Number and percentage			Great Britain
	2009/10	2010/11	Percentage change (%)
Number of searches	102,504	9,652	-91
Number of resultant arrests	509	77	-85
<i>of which: Terrorism-related</i>	2	-	-
Proportion of persons searched who were arrested (%)	0.5	0.8	

Source: Home Office, British Transport Police, and Scottish Police Forces.

1. Does not include 'Vehicle only' searches.
2. Includes figures from police forces in England and Wales, Scotland and the British Transport Police.

2.3 STOPS AND SEARCHES UNDER S43 TERRORISM ACT 2000 (Table 2.03)

The Terrorism Act also gives powers to individual officers to stop and search a suspect whom they reasonably suspect is involved in terrorism activity. Information collected from the Metropolitan Police Service shows that in 2010/11, 1,154 persons were stopped and searched under these powers. This represents a six per cent fall on the 2009/10 total of 1,229.

Of those stopped and searched under section 43 in 2010/11, 40 per cent were White (down from 53 per cent of all persons searched in 2009/10). A further 32 per cent defined themselves as being Asian or Asian British (up from 24% in 2009/10) ten per cent Black or Black British (no change from 2009/10), eight per cent as being Chinese or other (up from 3% in 2009/10), with the remaining two per cent being Mixed (down one percentage point from 2009/10). The ethnicity of the remaining seven per cent was not stated.

In 2010/11, three per cent of all section 43 stops and searches resulted in an arrest (37 persons).

Table 2b Summary of stops and searches and resultant arrests made under s43 of the Terrorism Act 2000, Great Britain 2009/10 and 2010/11¹

Number and percentage			Great Britain
	2009/10	2010/11	Percentage change (%)
Number of searches	1,229	1,154	-6
Number of resultant arrests	26	37	42
Proportion of persons searched who were arrested (%)	2.1	3.2	

Metropolitan Police Service, PIB Criminal Justice & Operations.

1. Includes searches of persons only.

2.4 EXAMINATIONS UNDER SCHEDULE 7 TERRORISM ACT 2000 (Table 2.04)

Under Schedule 7 individual examining officers can stop and examine a person at a port area who is entering or leaving, or travelling by aircraft within, Great Britain. Depending on individual circumstances, an examination may consist of basic questioning, a search of property and/or a period of detention of up to nine hours while investigations take place.

A total of 65,684 persons were stopped at ports in 2010/11 in Great Britain under this power, a fall of approximately 23 per cent on 2009/10. Of these, 63,396 were held for under an hour and a further 2,288 were held for over an hour. In total, 913 persons were detained after a Schedule 7 examination. A very low percentage of passengers travelling through UK ports were stopped with approximately 0.03 per cent of those travelling being examined.

For the first time, data on the self-defined ethnicity of persons examined under Schedule 7 is published in this bulletin.

Of those examined in 2010/11, 40 per cent classified themselves as White, 29 per cent Asian or Asian British, 17 per cent defined themselves as Chinese or other, nine per cent defined themselves as Black or Black British and the remaining four per cent described themselves as mixed or did not state their ethnicity.

Of those detained, 45 per cent defined themselves as Asian or Asian British, with 21 per cent Black or Black British, 21 per cent Chinese or other, eight per cent White and the remaining five per cent described themselves as mixed or did not state their ethnicity.

Data on the ethnicity of those examined was not collected to the necessary standard in 2009/10.

2.5 CORDONS UNDER S33 TERRORISM ACT 2000 (Table 2.05)

A cordon designation is made only if the person making it considers it expedient for the purposes of a terrorist investigation. During the year 2010/11 there were 41 cordons set up under section 33 of TACT in Great Britain. The majority (68%) were carried out by the Metropolitan Police Service.

Table 2.01 Stops and searches made under s44(1) and (2) of the Terrorism Act 2000 by police force area^{1,2}

Number of stops and searches											Great Britain		
Police force area	2008/09	2009/10			2010/11				Annual totals		Difference		
	Jan - Mar	Apr - Jun	Jul - Sep	Oct - Dec	Jan - Mar	Apr - Jun	Jul - Sep	Oct - Dec	Jan - Mar	2009/10		2010/11	
Cumbria	59	58	7	-	-	-	-	-	-	65	-	-65	
Essex	536	301	33	-	55	23	6	-	-	389	29	-360	
Greater Manchester	92	49	32	25	45	25	1	-	-	151	26	-125	
Hampshire ³	95	49	-	4	-	-	-	-	-	53	-	-53	
London, City Of	676	319	426	313	328	569	61	17	4	1,386	651	-735	
Metropolitan Police	47,670	27,246	22,831	18,367	13,030	7,297	536	13	7	81,474	7,853	-73,621	
North Yorkshire	38	36	45	40	33	29	-	-	-	154	29	-125	
South Wales	271	187	-	-	23	90	-	-	-	210	90	-120	
Surrey	49	-	-	-	-	-	-	-	-	-	-	0	
Sussex ⁴	274	423	309	303	225	206	26	-	-	1,260	232	-1,028	
Cheshire	3	9	3	8	-	-	-	-	-	20	-	-20	
Merseyside	21	4	-	-	-	-	-	-	-	4	-	-4	
Thames Valley	22	48	60	23	13	19	-	-	-	144	19	-125	
Other forces	-	-	-	-	-	-	-	-	-	-	-	0	
England & Wales	49,806	28,729	23,746	19,083	13,752	8,258	630	30	11	85,310	8,929	-76,381	
BTP⁵	11,905	7,326	6,311	3,002	496	702	4	-	-	17,135	706	-16,429	
Scotland	22	24	26	7	2	17	-	-	-	59	17	-42	
Great Britain	61,733	36,079	30,083	22,092	14,250	8,977	634	30	11	102,504	9,652	-92,852	
											Percentage change (Great Britain)		-91

Source: Home Office, British Transport Police, and Scottish Police Forces.

1. Does not include 'Vehicle only' searches.
2. The police forces separately identified in the table are the only police forces in England and Wales who conducted section 44 searches in the period reported in the table.
3. The four searches conducted in Oct-Dec 2009/10 were carried out under the authorisation of the British Transport Police.
4. Sussex police currently are unable to separate vehicle only searches from vehicle and occupant searches; as a consequence data here refers only to searches of pedestrians.
5. British Transport Police figures include both England and Wales, and Scotland.

Table 2.02 Stops and searches under s44 (1) and (2) of the Terrorism Act 2000 by self-defined ethnicity¹

Area and Quarter	Section 44 (1) and (2) by self-defined ethnicity						Great Britain
	White	Mixed	Black or Black British	Asian or Asian British	Chinese or other	Not stated	Total
England and Wales							
<i>2008/09</i>							
Jan - Mar 2009	30,260	1,134	5,227	8,029	2,244	2,912	49,806
<i>2009/10</i>							
Apr - Jun 2009	17,374	628	3,169	4,741	1,171	1,646	28,729
Jul - Sep 2009	14,611	524	2,688	3,621	1,165	1,137	23,746
Oct - Dec 2009	11,228	381	1,968	3,763	821	922	19,083
Jan - Mar 2010	7,951	341	1,436	2,728	552	744	13,752
<i>2010/11</i>							
Apr - Jun 2010	4,808	200	883	1,552	374	441	8,258
Jul - Sep 2010	367	11	56	120	29	47	630
Oct - Dec 2010	20	3	4	2	1	-	30
Jan - Mar 2011	3	-	-	2	1	5	11
British Transport police²							
<i>2008/09</i>							
Jan - Mar 2009	7,803	306	507	1,568	490	1,231	11,905
<i>2009/10</i>							
Apr - Jun 2009	4,307	199	405	1,035	294	1,086	7,326
Jul - Sep 2009	3,354	156	366	868	284	1,283	6,311
Oct - Dec 2009	1,541	69	117	441	131	703	3,002
Jan - Mar 2010	250	9	17	103	19	98	496
<i>2010/11</i>							
Apr - Jun 2010	301	10	20	102	29	240	702
Jul - Sep 2010	3	-	-	-	-	1	4
Oct - Dec 2010	-	-	-	-	-	-	-
Jan - Mar 2011	-	-	-	-	-	-	-
Scotland							
<i>2008/09</i>							
Jan - Mar 2009	18	-	-	4	-	-	22
<i>2009/10</i>							
Apr - Jun 2009	17	-	1	6	-	-	24
Jul - Sep 2009	24	-	-	-	2	-	26
Oct - Dec 2009	7	-	-	-	-	-	7
Jan - Mar 2010	2	-	-	-	-	-	2
<i>2010/11</i>							
Apr - Jun 2010	17	-	-	-	-	-	17
Jul - Sep 2010	-	-	-	-	-	-	-
Oct - Dec 2010	-	-	-	-	-	-	-
Jan - Mar 2011	-	-	-	-	-	-	-
Great Britain							
<i>2008/09</i>							
Jan - Mar 2009	38,081	1,440	5,734	9,601	2,734	4,143	61,733
<i>2009/10</i>							
Apr - Jun 2009	21,698	827	3,575	5,782	1,465	2,732	36,079
Jul - Sep 2009	17,989	680	3,054	4,489	1,451	2,420	30,083
Oct - Dec 2009	12,776	450	2,085	4,204	952	1,625	22,092
Jan - Mar 2010	8,203	350	1,453	2,831	571	842	14,250
<i>2010/11</i>							
Apr - Jun 2010	5,126	210	903	1,654	403	681	8,977
Jul - Sep 2010	370	11	56	120	29	48	634
Oct - Dec 2010	20	3	4	2	1	-	30
Jan - Mar 2011	3	-	-	2	1	5	11
Financial Year totals for Great Britain							
2009/10	60,666	2,307	10,167	17,306	4,439	7,619	102,504
2010/11	5,519	224	963	1,778	434	734	9,652

Source: Home Office, British Transport Police and Scottish Police Forces.

1. Does not include 'Vehicle Only' searches.
2. British Transport Police figures include both England & Wales and Scotland.

Table 2.03 Stops and searches made by the Metropolitan Police under s43 of the Terrorism Act 2000 by self-defined ethnicity¹

Self-defined ethnicity	Number of stops and searches										Metropolitan Police force area	
	2009/10					2010/11					Annual totals	
	Jan-Mar	Apr-Jun	Jul-Sep	Oct-Dec	Jan-Mar	Apr-Jun	Jul-Sep	Oct-Dec	Jan-Mar	2009/10	2010/11	
White	243	196	210	140	108	66	103	150	145	654	464	
Mixed	8	11	9	7	6	3	4	8	9	33	24	
Black or Black British	53	45	33	16	29	20	22	38	31	123	111	
Asian or Asian British	113	64	80	69	83	52	68	98	156	296	374	
Chinese or other	28	4	14	15	10	10	15	36	34	43	95	
Not stated	35	22	28	15	15	8	21	25	32	80	86	
Total	480	342	374	262	251	159	233	355	407	1,229	1,154	

Source: Metropolitan Police Service, PIB Criminal Justice & Operations.

1. Does not include 'Vehicle Only' searches.

Table 2.04 Examinations made under Schedule 7 of the Terrorism Act 2000

Number of searches and resultant detentions by ethnicity	England and Wales			
	Under the hour examinations	Over the hour examinations	Total Schedule 7 examinations ¹	Number of detentions ²
Number of searches				
2009/10	82,870	2,687	85,557	..
2010/11	63,396	2,288	65,684	913
<i>of which</i>				
White	26,121	325	26,446	75
Mixed	1,874	95	1,969	21
Black or Black British	5,636	338	5,974	194
Asian or Asian British	18,342	1,032	19,374	407
Chinese or other	10,772	461	11,233	188
Not stated	651	37	688	28

Source: ACPO(TAM) National Coordinators Office Protect & Prepare.

1. Does not include examinations of unaccompanied freight.

2. In 2009/10 reliable data on those detained were not recorded separately; estimated data are included in the total of over the hour examinations.

Table 2.05 Use of police cordons under s33 of the Terrorism Act 2000

Force/Area	Great Britain	
	2009/10	2010/11
London, City of	8	7
Greater Manchester	-	1
Merseyside	1	-
Nottinghamshire	-	5
Metropolitan Police Service	34	28
England & Wales	43	41
British Transport Police	-	-
Scotland	-	-
Great Britain	43	41

Source: ACPO Counter Terrorism Coordination Centre (ACTCC).

Annex A: Notes

Legislation

Detailed information on TACT can be found on the UK legislation website at: <http://www.legislation.gov.uk/ukpga/2000/11/contents>

Sources of data

ACPO Counter Terrorism Co-ordination Centre (ACTCC): The ACTCC collects data covering all terrorism arrests in Great Britain (i.e. excluding Northern Ireland) and their subsequent outcome. This information relates to data collected from 11 September 2001; although the total number of arrests between February 2001 and 11 September 2001 is known, no further breakdown is possible.

The data provided by the ACTCC is a 'snapshot' of their live dataset which is updated each quarter for each publication with the latest information, based on the principal charge. It is not unusual in any criminal proceeding for charges to be amended or added during the police investigations or trials. As a result, figures in this bulletin provided by the ACTCC for all years may be subject to change each time an updated bulletin is published.

Additionally, data on police use of cordons under section 33 of TACT are collected by police forces and reported to ACTCC as part of the Annual Data Requirement (ADR).

Crown Prosecution Service (CPS): The CPS holds information on all trials of terror-related suspects including sentences and appeals. As such, based on the court data alone it is not possible to identify those who have been convicted under non-terrorism legislation where the offence is considered terrorism-related. The CPS regularly share information with the CPS Counter-Terrorism Division and the ACTCC to validate data.

Ministry of Justice (MOJ): The MOJ maintain a list of known terrorists/extremists held in prisons in England and Wales (on remand or as convicted prisoners). This list also includes those who entered prison before 11 September 2001, and are therefore excluded from the police database. Information is also held on those subject to extradition orders or held by immigration powers. Information for Scotland is provided separately by the Scottish Prison Service.

Data on the whole England and Wales prison population are published quarterly in the MOJ statistical bulletin 'Offender Management Caseload Statistics'. The most recent update containing prison populations by nationality as at 31 March 2011 can be viewed at: <http://www.justice.gov.uk/publications/statistics-and-data/prisons-and-probation/index.htm>

Police forces in Great Britain: Data on stops and searches under section 44 of TACT published in this bulletin are provided by individual police forces, as a part of formal returns provided to the Home Office as a part of the Annual Data Requirement (ADR). Not all police forces are able to separately identify section 43 searches from their data; therefore the data on section 43 searches published in the bulletin covers the Metropolitan Police Service only. Persons stopped and searched are asked to self-classify their own ethnicity using the 2001 Census categories (see below).

Office of the national co-ordinator – Protect and prepare: The office of the national co-ordinator manages the collection of data on Schedule 7 port examinations.

Variables used in the bulletin

Ethnicity

Ethnicity data are presented in this bulletin using two different classification systems. These are:

Ethnic appearance: Based upon the police officer’s visual perception of a person’s ethnic appearance, categorised in this report into four groups; (White, Black, Asian or Other).

Self-defined ethnicity: Based upon classifications used during the 2001 census. This system comprises 16 distinct ethnic categories (plus one non-stated category). For the purposes of the bulletin these ethnicities are grouped into five main categories, a list of which is below:

White British Irish Other	Mixed White and Black Caribbean White and Black African White and Asian Other Mixed	Asian/Asian British Indian Pakistani Bangladeshi Other Asian
Black or Black British Caribbean African Other Black	Chinese or other Chinese Other	Not Stated

Prisoner types

Groups included in prison statistics but not covered elsewhere in this bulletin are:

Domestic extremists:

Domestic extremists are defined as individuals who belong to groups or causes that originate in the United Kingdom (although they may have international links) and are often associated with ‘single issue’ protestors who seek to further their cause through the committing of criminal offences. Some of these cases may not require the involvement of police counter terrorism resources but may involve other specialist criminal justice resources. There is a wide spectrum of domestic extremist causes including extreme left- and right-wing groups, animal rights extremists and domestic (sometimes called ‘lone wolf’) bombers. Of those held in prison custody, the majority belong to extremist animal rights groups, members or associates of far right groups and domestic bombers.

Historical terrorist cases:

These individuals' court cases pre-date the introduction of the Terrorism Acts. They were imprisoned pre-2001 following a terrorist investigation, acts of terrorism, or for membership of a proscribed terrorist organisation. They include convicted terrorists from the 1970s to 1990s for a range of offences and who remained in prison custody on 31 March 2008. They include members of groups such as the Palestinian Liberation Organisation (PLO), Democratic Revolutionary Movement for the Liberation of Arabistan (DRMLA), and domestic bombers. It should be noted that a number of convicted terrorists, particularly Irish Republican and Loyalist paramilitaries, have been released either through completion of sentence or under the terms of the Belfast Agreement of 1998. These cases are not included in these figures.

Police powers covered in chapter 2

Searches made using powers under TACT are carried out to prevent acts of terrorism and do not assume that a criminal offence has been committed. Only a small proportion of those stopped and searched will be arrested.

Stops and searches under section 43 of TACT – This power of stop and search is available to police for searching suspects whom they reasonably suspect are involved in terrorist activity. <http://www.legislation.gov.uk/ukpga/2000/11/section/43>

Stops and searches under section 44/47A of TACT – In situations where the power to stop and search persons for involvement in terrorism-related activity with no suspicion of involvement is required, police forces were able to request authorisation to conduct searches under section 44 of the Terrorism Act from the Home Office. As outlined in Box 2a above, section 44 was repealed and replaced with section 47A in 2011. The key difference between the two powers is that while section 44 allows authorisations in an entire police force area without specific intelligence of an attack, section 47 has to apply to a specific area, only where specific intelligence of a possible attack is known.

Further information: Section 44 <http://www.legislation.gov.uk/ukpga/2000/11/section/44>

Further information: Section 47A <http://www.legislation.gov.uk/uksi/2011/631/body/made>

Stops and examinations under Schedule 7 Terrorism Act 2000 – This power is exercised at ports where an examining officer can question a person to find out whether they are or have been involved in the commission, preparation or instigation of acts of terrorism.

Further information: <http://www.legislation.gov.uk/ukpga/2000/11/schedule/7>

Cordons under section 33 Terrorism Act 2000 – This is the power to section off areas from the public while police conduct a terrorist investigation.

Further information: <http://www.legislation.gov.uk/ukpga/2000/11/section/33>