



# Ministry of JUSTICE

18 October 2012

## Statistical Notice: Anti-Social Behaviour Order (ASBO) Statistics England and Wales 2011

Statistics on Anti-Social Behaviour Orders (ASBOs) administered in the period 1 April 1999 to 31 December 2011 in England and Wales are released today and can be accessed from either of the following two locations:

1. On the Home Office website:  
<http://www.homeoffice.gov.uk/science-research/research-statistics/>
2. The United Kingdom Statistics Authority (UKSA) website:  
<http://www.statistics.gov.uk/hub/index.html>

These statistics are based on ASBOs issued after application by a relevant body<sup>1</sup> to magistrates' courts (acting in their civil capacity) or to county courts and ASBOs issued following conviction for a criminal offence<sup>2</sup> either by magistrates' courts (acting in their criminal capacity) or the Crown Court.

### ASBOs issued - in the period 1 April 1999 to 31 December 2011:

- In total 21,749 ASBOs have been issued over the period (**Table 1**).
- The highest number of ASBOs issued in any calendar year was 4,122 in 2005. Since 2005 there have been year-on-year falls in the number of ASBO issued with 1,414 issued in 2011 – this is down by 15.0 per cent from the 1,664 issued in 2010 (**Table 1**).
- In total since 1 June 2000<sup>3</sup> 85.9 per cent of ASBOs have been issued to males (18,585 were issued to males and 3,060 to females) (**Table 2P, 2M, 2F**).
- Since 2004 more ASBOs have been issued following conviction for a criminal offence rather than following an application. In total 60.0 per cent (13,051) of ASBOs were issued following a conviction for a criminal offence (**Table 3**).
- The remaining 40.0 per cent (8,698) were made as the result of an application made to magistrates' or county courts. The overwhelming majority (92.3 per cent) of applications were made by the police or local government authority (**Tables 3 and 6**).

---

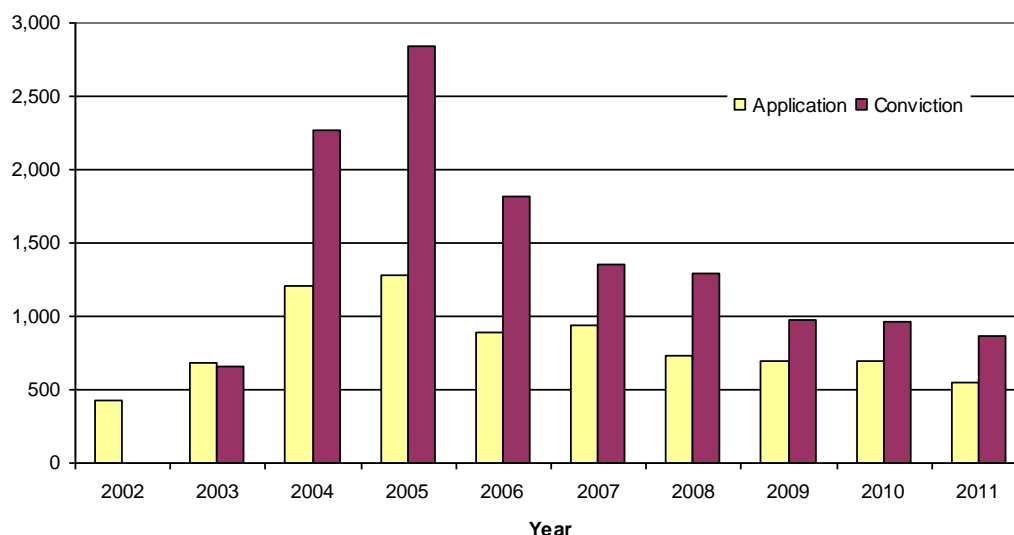
<sup>1</sup> Including local authorities, police, registered social landlords, housing action trusts, British Transport Police, Transport for London.

<sup>2</sup> Details of the offences and behaviours that can lead the issue of an ASBO can be found in 'A guide to anti-social behaviour orders' available from the Home Office.

<sup>3</sup> Information on gender breakdowns is not available prior to June 2000.

- Of all ASBOs issued up to the end of 2011, 60.2 per cent were for duration of between two and three years (**Table 4**).

**Figure 1: Anti-social behaviour orders (ASBOs) issued on application and following conviction at all courts, 2002<sup>(1)</sup> - 2011**



(1) 2002 was the first year ASBOs were issued following conviction.

### **Breaches of ASBOs issued - in the period 1 June 2000 to 31 December 2011:**

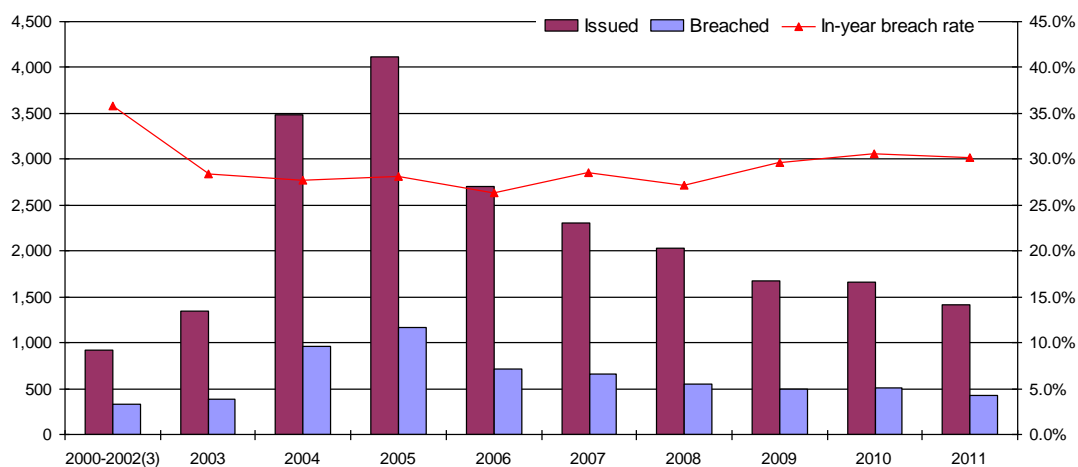
**Note:** These breach rates have been computed excluding data relating to the period prior to 1 June 2000. This is because between 1 April 1999 and 31 May 2000 data on ASBOs issued were collected on aggregate numbers by police force area only, making it impossible to relate breach occasions back to the ASBOs to which they relate for this period.

ASBOs are issued with at least two years' duration and may remain in force 'until further notice'. The number of ASBOs breached in a year will be related to the number of ASBOs still in force in that year, many of which will have been issued in previous years. Additionally an individual may have received more than one ASBO, for a new anti-social incident or as the result of breaching an existing order.

- Of the 21,645 ASBOs issued between 1 June 2000 to 31 December 2011, 57.3 per cent (12,408) had been breached at least once, with 9,289 (42.9 per cent) of these breached more than once (**Table 7**).
- In 2011 there were 992 ASBOs breached for the first time, compared with 2,204 breached for the first time in 2005 - the year the highest number of ASBOs were breached (**Table 8**).
- There have been a total of 58,168 separate breaches of ASBOs. If an ASBO is breached, it is breached an average of 4.7 times (**Table 10**).
- The breach rate (by year of issue) shows that on average 29.3 per cent of ASBOs are breached within the year of issue. The highest in-year breach

rates are seen for 2000-2002 (35.8 per cent), 2010 (30.6 per cent) and 2011 (30.1 per cent) (**Table 16b**).

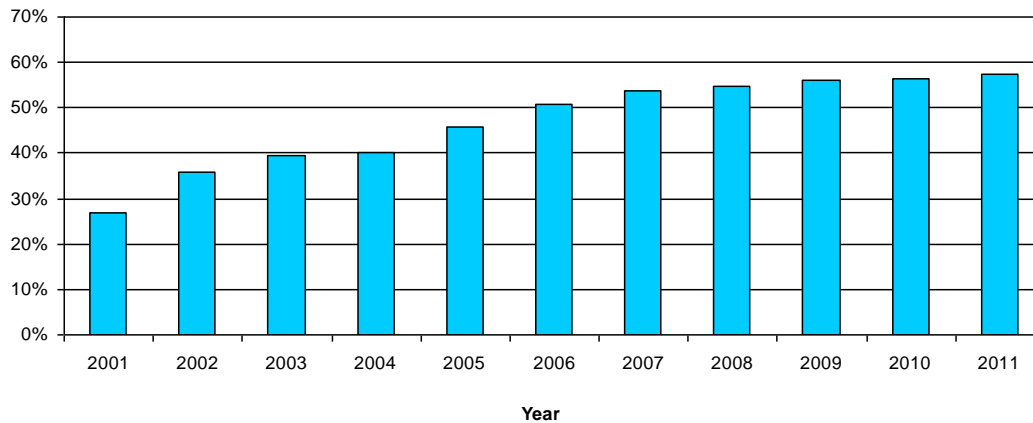
**Figure 2: Anti-social Behaviour Orders (ASBOs) issued and proven at court to have been breached<sup>(1)</sup> at all courts, 2003 to 2011<sup>(2)</sup>**



- (1) ASBOs may be breached more than once and in more than one year. ASBOs in this figure are counted once only within the year they were first breached.
- (2) ASBOs are issued with at least two years' duration and may remain 'until further notice'. The number of ASBOs breached in a year will be related to the number of ASBOs still in force in that year, many of which will have been issued in previous years.
- (3) From 1 June 2000

- As more time passes from the point of issue the proportion of ASBOs breached increases. At the end of 2011, 69.8 per cent of those ASBOs issued in 2003 had been breached at least once compared with 30.1 per cent of ASBOs issued in 2011 (**Table 16b**).
- The highest number of ASBOs breached in a single year (2,204) occurred in 2005. Additionally the number of ASBOs issued in 2005 had the highest volume of breaches in total (2,441), which coincided with the highest number of ASBOs issued in a single year (4,122) (**Table 16a**).
- By the end of 2011, juveniles accounted for 44.9 per cent of all ASBOs breached, despite accounting for only 37.7 per cent of those issued (**Table 16a**).
- Just over two-thirds of juveniles had breached their ASBOs at least once by the end of 2011, compared to 51.5 per cent of adults (**Table 16b**).

**Figure 3: The percentage of total cumulative ASBOs issued by the end of each period that had been breached at least once, 2001-2011**



**Sentencing for ASBOs breached - in the period 1 June 2000 to 31 December 2011:**

- Of the 12,408 ASBOs breached at least once, 52.7 per cent (6,538) of individuals were given an immediate custodial sentence; a further 24.6 per cent (3,053) were given a community sentence (**Table 12**).
- Discharges, fines, one day in police cells and disqualification from driving and other miscellaneous disposals not shown separately account for the remaining 22.7 per cent of sentences given for breaches (**Table 12**).
- Immediate custodial sentences were given to 6,538 offenders for breaches of ASBOs with an average custodial sentence length of 5.1 months. Juveniles receive on average 6.3 months in custody for breach of an ASBO, compared to 4.8 months for adults (**Table 13**).
- Of the 58,198 total breach occasions, 38.7 per cent (22,516) resulted in a custodial sentence. The average sentence length was 4.1 months (**Tables 14 and 15**).

## Notes to editors

1. The latest available data on ASBOs issued and breached currently cover the period from 1 April 1999 to 31 December 2011. The data for ASBOs issued and breached are collated via separate systems.
  - a. ASBOs issued are recorded at magistrates' courts and the Crown Court on a management information system operated by Her Majesty's Court and Tribunal Service (HMCTS) and are validated at the point of entry.
  - b. Breaches are recorded on the Court Proceedings Database after which they are validated and processed by the Ministry of Justice Criminal Justice System Statistics (CJSS) team.
2. Once the two sets of data are received, an exercise is undertaken to match each ASBO breach with the corresponding ASBO issued. This is done by matching certain criteria from the two datasets, such as name, date of birth, court appearance date etc. In 2011, 7,905 breaches were submitted, of which 6,222 (79 per cent) were matched against ASBOs issued. The remaining unmatched breaches are discarded.
3. Information on ASBOs breached are subject to the same validation and quality assurance process undertaken on court proceedings data used for the annual publication Criminal Statistics, England and Wales.
4. The availability of more timely data from the LIBRA case management system, which was introduced to magistrates' courts in 2008, has enabled the Ministry of Justice to improve the timeliness of ASBO statistics considerably.
5. The ASBO publication will continue to be treated as an 'Official Statistics' publication and precise publication dates will be pre-announced as soon as possible in line with the National Statisticians Code of Practice for Official Statistics.

### Contact details and further information

Press enquiries about the policy of administering ASBOs should be directed to the Home Office press office:

- **Tel:** 020 7035 3535

Press enquiries about the statistics presented in the National Statistics publication should be directed to the Ministry of Justice press office:

- **Tel:** 020 3334 3536
- **Email:** [newsdesk@justice.gsi.gov.uk](mailto:newsdesk@justice.gsi.gov.uk)

Enquiries about this statistical note or the statistics publications should be directed to:

- Ministry of Justice,  
Justice Statistics Analytical Services,  
7.10, 102 Petty France,  
London,  
SW1H 9AJ.
- **Tel:** 020 3334 5887
- **Email:** [statistics.enquiries@justice.gsi.gov.uk](mailto:statistics.enquiries@justice.gsi.gov.uk)