



Home Office

# Home Office Statistical Bulletin



## Crimes detected in England and Wales 2010/11

(First edition)

*Paul Taylor and Rupert Chaplin (Editor)*

July 2011

HOSB:11/11

Statistical Bulletins are prepared by staff in Home Office Statistics under the National Statistics Code of Practice and can be downloaded from both the UK Statistics Authority website and the Home Office website:

<http://www.statistics.gov.uk>

<http://www.homeoffice.gov.uk/science-research>

© Crown Copyright 2011

You may re-use this information (not including logos) free of charge in any format or medium, under the terms of the Open Government Licence. To view this licence, visit

<http://www.nationalarchives.gov.uk/doc/open-government-licence/>

or write to the Information Policy Team, The National Archives, Kew, London, TW9 4DU or e-mail:

[psi@nationalarchives.gsi.gov](mailto:psi@nationalarchives.gsi.gov)

ISSN 1358-510X

ISBN 978-1-84987-487-8



# **Crimes detected in England and Wales 2010/11**

*Paul Taylor and Rupert Chaplin (Editor)*

ISSN 1358-510X

ISBN 978-1-84987-487-8

July 2011

## Acknowledgements

---

This publication and the accompanying web tables have been prepared by staff in the Crime Statistics Programme, which is part of the Home Office Statistics Unit in Home Office Science.

The author is grateful for the support and assistance of Kathryn Coleman and Paul Robb in the Home Office Statistics Unit. Special thanks are due to Maya Bhudia who coordinated the production of the volume. Thanks also to colleagues who commented on a draft report during quality assurance of this bulletin and to colleagues in the Communications Development Section who assisted in preparing the report.

The author would also like to thank John Flatley, Head of the Crime Statistics Programme and David Blunt, the Home Office Chief Statistician and Head of Profession for Statistics for their support and guidance during the preparation of this report.

Additionally, the author would also like to thank staff in the Policing Data Collection Section in the Home Office and the crime registrars and statistical staff in the police forces of England and Wales.

## Further information

---

Copies of other Home Office publications are available from the Home Office Science Internet pages: <http://www.homeoffice.gov.uk/science-research/research-statistics/>

This includes the User Guide to Home Office Crime Statistics, a useful reference guide with explanatory notes regarding the issues and classifications that are key to the production and presentation of the crime statistics:

<http://www.homeoffice.gov.uk/publications/science-research-statistics/research-statistics/crime-research/user-guide-crime-statistics/>

The dates of forthcoming publications are pre-announced and can be found via the UK National Statistics Publication Hub: <http://www.statistics.gov.uk/hub/index.html>

For further information about police recorded crime statistics, please email [crimestats@homeoffice.gsi.gov.uk](mailto:crimestats@homeoffice.gsi.gov.uk) or write to:

Home Office Statistics, 5th Floor, Peel Building, 2 Marsham Street, London, SW1P 4DF

### **Home Office Responsible Statistician**

David Blunt, Chief Statistician and Head of Profession for Statistics

Contact via [crimestats@homeoffice.gsi.gov.uk](mailto:crimestats@homeoffice.gsi.gov.uk)

|  |
|--|
| <p>This statistical bulletin is a National Statistics output produced to the highest professional standards and free from political interference. It has been produced by statisticians working in the Home Office Statistics Unit in accordance with the Home Office's <a href="#">Statement of Compliance</a> with the Code of Practice for Official Statistics, which covers Home Office policy on revisions and other matters. The governance arrangements in the Home Office for statistics were strengthened on 1 April 2008 to place the statistical teams under the direct line management of a Chief Statistician, who reports to the National Statistician with respect to all professional statistical matters.</p> |
|--|

# Contents

---

|   | Page      |
|---|-----------|
| <b>Contents</b> .....                     | <b>5</b>  |
| <b>Lists of figures and tables</b> .....  | <b>6</b>  |
| <b>1 Introduction</b> .....               | <b>7</b>  |
| <b>2 Detections</b> .....                 | <b>9</b>  |
| 2.1 Summary.....                          | 9         |
| 2.2 Introduction .....                    | 9         |
| 2.3 Detection numbers and rates.....      | 10        |
| 2.4 Detection rates by offence group..... | 10        |
| 2.5 Trends over time .....                | 12        |
| 2.6 Trends in methods of detection .....  | 14        |
| <b>Tables</b> .....                       | <b>15</b> |
| <b>Notes</b> .....                        | <b>28</b> |
| <b>Bibliography</b> .....                 | <b>29</b> |

## List of figures

---

|            |   |    |
|------------|---|----|
| Figure 2.1 | Sanction detection rates by offence group, England and Wales, 2010/11 ..... | 11 |
| Figure 2.2 | Detection rates in England and Wales, 1988 to 2010/11.....                  | 13 |
| Figure 2.3 | Detection rates by method, England and Wales, 2002/03 to 2010/11 .....      | 14 |

## List of tables

---

|          |  |    |
|----------|--|----|
| Table 2a | Number of detections and detection rate by offence group, 2009/10 and 2010/11 .....  | 11 |
| Table 2b | Offences detected by offence group and method, 2010/11 .....   | 12 |
| Table 1  | Sanction detection rates by individual offence, 2009/10 and 2010/11 .....  | 15 |
| Table 2  | Sanction detection rates by offence group and selected offence types, 2002/03 to 2010/11 and percentage point change between 2009/10 and 2010/11 ..... | 20 |
| Table 3  | Number of detections and detection rates by method of detection, 2002/03 to 2010/11 .....  | 21 |
| Table 4  | Detections by offence group and method of detection, 2005/06 to 2010/11 .....  | 22 |

# 1 Introduction

---

This bulletin reports on the levels and trends in detections and detection rates recorded by the 43 police forces in England and Wales and the British Transport Police. The bulletin focuses on detections where the offender receives some formal sanction such as being charged or summonsed, cautioned, reprimanded or given a final warning. Sanction detections also include Penalty Notices for Disorder (PNDs), warnings for cannabis possession and offences that are asked to be taken into consideration by a court (TICs).

Detailed figures of crimes recorded by the police are reported separately in *Crime in England and Wales 2010/11*, a copy of which is available at:

<http://www.homeoffice.gov.uk/publications/science-research-statistics/research-statistics/crime-research/hosb1011/>

In recent years detections have been the subject of a chapter in the annual crime bulletin. As such these statistics were included in the most recent UK Statistics Authority assessment of compliance with the Code of Practice for Official Statistics for Crime Statistics in England and Wales ([UK Statistics Authority, 2011](#)). That assessment confirmed the designation of these statistics as National Statistics.

Recorded crime statistics provide important context to detections figures, and are quoted where relevant in this bulletin. However, detections are primarily a measure of police activity, and presenting these statistics in a separate bulletin allows for the Crime in England and Wales bulletin to strengthen its focus on crime and victimisation.

In January 2011, the Home Secretary invited the National Statistician to conduct an independent Review of Crime Statistics for England and Wales. The terms of reference for this review were to consider arrangements for the future publication of crime statistics, to advise on actions to address the recommendations made in the UK Statistics Authority's report 'Overcoming Barriers to Trust in Crime Statistics: England and Wales' (May 2010) and to consider gaps, discrepancies and discontinuities in the current statistics. The National Statistician's report was published on 6 June 2011 and can be accessed here:

<http://www.statisticsauthority.gov.uk/national-statistician/ns-reports--reviews-and-guidance/national-statistician-s-reviews/national-statistician-s-review-of-crime-statistics.html>

A response to the National Statistician's Review will be published in due course.





## 2 Detections

---

### 2.1 SUMMARY

- There were 4.15 million offences recorded by the police in 2010/11 and 1.15 million crimes detected by means of a sanction detection. The sanction detection rate (i.e. the number of sanctions divided by the number of crimes) was 28 per cent in 2010/11.
- The sanction detection rate in 2010/11 was the same as for the previous year. The number of sanction detections fell by four per cent between 2009/10 and 2010/11. The number of recorded crimes also fell by four per cent in the same period.
- As in previous years, there is a wide variation in sanction detection rates for different types of crime, with a 94 per cent detection rate for drug offences but a rate of just 11 per cent for offences against vehicles.
- Sanction detection rates by offence group remained broadly unchanged between 2009/10 and 2010/11. The exceptions were a one percentage point rise for burglary, a two percentage point fall in other theft offences and a one percentage point fall in fraud and forgery.
- There was a rise of one per cent in the number of offences detected by means of a charge or summons between 2009/10 and 2010/11. There were falls in the number of offences detected by other methods with cautions down 12 per cent, Penalty Notices for Disorder (PNDs) down 16 per cent and Cannabis Warnings down 8 per cent.

### 2.2 INTRODUCTION

Statistics on crimes recorded by the police that appear in the national crime statistics are based on notifiable offences. These offences include all offences that could possibly be tried by jury (these include some less serious offences, such as minor theft that would not normally be dealt with in this way) plus a few closely related offences, such as assault without injury. For a list of all notifiable offences see Appendix 2 of the [User Guide to Home Office Crime Statistics](#).

Detected crime is a term that describes notifiable offences that have been 'cleared up' by the police.

Detections can be divided into two categories: sanction and non-sanction detections. The former occurs where the offender receives some formal sanction and the latter occurs in certain circumstances where the offence was cleared up but no further action is taken against an offender, for example, the alleged offender has died (see Notes and Section 3 of the [User Guide](#) for more information).

The 43 territorial police forces in England and Wales and the British Transport Police provide the Home Office with aggregate returns on the number of notifiable crimes and number of detections they have recorded each year. It is not possible to link individual detections to individual crimes. The detection rates described in this bulletin are the number of offences recorded as detected in a given year as a proportion of the total number of crimes recorded in the same period.

Detection rates are not a direct measure of police investigative performance and need to be interpreted with care. For example, some of the offences with the highest detection rates are the offences most influenced, in terms of their recorded numbers, by proactive policing to apprehend offenders (for example, drug offences and many of the offences in the 'other offences' category). This means that overall detection rates can be influenced by the extent to which police prioritise action against different types of offending. There may also be circumstances in which a crime may be considered 'solved' but in which a detection is not claimed – for example, where the police are

satisfied that they have identified an offender but the victim is unwilling to cooperate further in an investigation or does not wish for formal action to be taken.

From April 2011 the Home Office has been receiving data (supplied on a voluntary basis) on crimes 'cleared up' by the application of a form of Restorative Justice (RJ). RJ includes formal action such as the Youth Restorative Disposal administered by trained practitioners as well as less formal community-based resolutions where the offender has made an admission and the victim is satisfied that such a resolution may be used. This may amount to an apology to the victim or agreement to carry out some activity such as repairing damage caused.

### 2.3 DETECTION NUMBERS AND RATES

In 2010/11, 4.15 million offences were recorded by the police and 1.15 million offences were detected by means of one of the sanction detection methods (see Notes). The sanction detection rate in 2010/11 was 28 per cent, the same as for the previous year. The overall number of offences recorded by the police fell by four per cent between 2009/10 and 2010/11 with a corresponding fall of four per cent in the total number of sanction detections (Table 2a).

The overall sanction detection rate was 28 per cent in 2010/11 with detections by means of a charge or summons accounting for 16 per cent and cautions accounting for a further 6 per cent (Table 2b). Compared with 2009/10, the actual number of offences detected fell for all the detection methods with the exception of charge and summons, reflecting the overall fall in the number of offences recorded. However, there were some differences in trends for the different types of disposal used to detect crimes. The number of offences detected by charge or summons was up by 1 per cent whilst the contribution to the overall detection rate due to this disposal type was actually up by 0.9 percentage points. The number of cautions was down by 12 per cent and its contribution to the detection rate was down by 0.5 percentage points (Table 3).

The disposal method showing the largest percentage fall between 2009/10 and 2010/11 was PNDs (down 16% with a 0.3 percentage point decrease in its contribution to the detection rate). Another notable decline was in offences detected by the issuing of a Cannabis Warning, which fell by eight per cent (0.1 percentage point decrease in its contribution to the detection rate) (Table 3).

There have been considerable changes in the use of Cannabis Warnings since the introduction of police powers to issue PNDs for cannabis possession came into effect on 26 January 2009. There were 1,037 PNDs issued for drug offences in 2008/09 compared with 14,570 in 2010/11. Over the same period, Cannabis Warnings fell from 107,241 in 2008/09 to 80,658 in 2010/11. Possession of cannabis and other drug offences generally only come to light as a result of police activity and the detection rate for drug offences is always high (ranging between 94 and 95 per cent in the last five years)(Table 4).

Less than one per cent of all detections comprised non-sanction detections. However, there has been a marked rise in the number of recorded non-sanction detections since 2008/09, accounted for by special arrangements that allow some forces piloting Youth Restorative Disposals (YRDs) to record them under this category. Non-sanction detections have risen from 2,906 in 2008/09 to 6,934 in 2010/11 (Table 3). The eight pilot forces account for two-thirds of all non-sanction detections recorded in 2010/11 (see Notes and Section 3 of the [User Guide](#)).

### 2.4 DETECTION RATES BY OFFENCE GROUP

The pattern of variation in detection rates by offence group was consistent with previous years. Within the various offence groups, the detection rate remained highest for drug offences. This reflects the fact that in a high proportion of these cases the offence only comes to light when the police apprehend an offender. In addition, it is reasonably simple to clear up a crime of cannabis possession (the largest

category of drug offence) by issuing a Cannabis Warning to the offender, which may be done immediately without requiring a visit to a police station. In contrast, detection rates are lower for crimes such as offences against vehicles, where the offence generally only comes to light some time after it has been committed and the offender/s have left the scene. Such offences are more challenging to investigate and detect and these factors should be kept in mind when comparing differences in rates between offence groups. The sanction detection rates for each of the main offence groups in 2010/11 can be seen in Figure 2.1.

**Figure 2.1 Sanction detection rates by offence group, England and Wales, 2010/11**

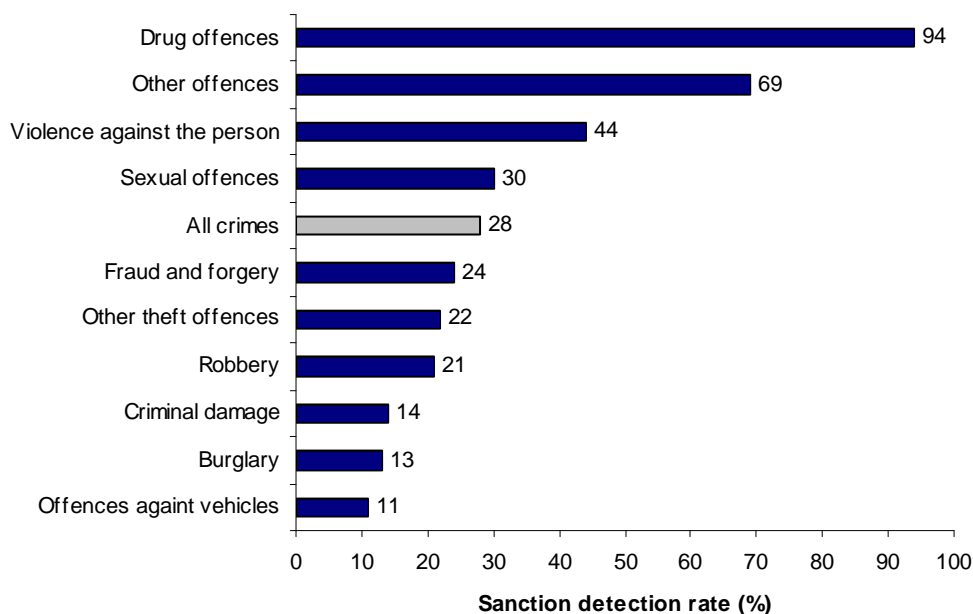


Table 2a summarises the numbers and rates of sanction detections by key offence groups for the last two years (see also Table 1 for a detailed breakdown). The majority of the main offence groups showed little or no change, for example, burglary (up 0.5 of a percentage point) or ‘Other theft offences’ (down 1.8 percentage points).

**Table 2a Number of detections and detection rate by offence group, 2009/10 and 2010/11**

|                             | England and Wales, Recorded crime |                  |             |                                      |                  |             |                                    |             |                |
|-----------------------------|-----------------------------------|------------------|-------------|--------------------------------------|------------------|-------------|------------------------------------|-------------|----------------|
|                             | 2009/10                           | 2010/11          | % change    | 2009/10                              | 2010/11          | % change    | 2009/10                            | 2010/11     | % point change |
|                             | <i>Number of offences</i>         |                  |             | <i>Number of sanction detections</i> |                  |             | <i>Sanction detection rate (%)</i> |             |                |
| Violence against the person | 871,419                           | 821,957          | -5.7        | 387,348                              | 365,375          | -5.7        | 44.5                               | 44.5        | 0.0            |
| Sexual offences             | 54,355                            | 54,982           | 1.2         | 16,237                               | 16,465           | 1.4         | 29.9                               | 29.9        | 0.1            |
| Robbery                     | 75,105                            | 76,179           | 1.4         | 15,382                               | 15,684           | 2.0         | 20.5                               | 20.6        | 0.1            |
| Burglary                    | 540,660                           | 522,640          | -3.3        | 68,788                               | 69,365           | 0.8         | 12.7                               | 13.3        | 0.5            |
| Offences against vehicles   | 494,894                           | 449,681          | -9.1        | 52,474                               | 49,757           | -5.2        | 10.6                               | 11.1        | 0.5            |
| Other theft offences        | 1,037,325                         | 1,078,727        | 4.0         | 251,116                              | 241,971          | -3.6        | 24.2                               | 22.4        | -1.8           |
| Fraud and forgery           | 152,241                           | 145,841          | -4.2        | 37,040                               | 34,596           | -6.6        | 24.3                               | 23.7        | -0.6           |
| Criminal damage             | 806,647                           | 701,003          | -13.1       | 108,474                              | 96,230           | -11.3       | 13.4                               | 13.7        | 0.3            |
| Drug offences               | 235,596                           | 232,216          | -1.4        | 221,204                              | 217,270          | -1.8        | 93.9                               | 93.6        | -0.3           |
| Other offences              | 70,130                            | 66,871           | -4.6        | 48,316                               | 46,338           | -4.1        | 68.9                               | 69.3        | 0.4            |
| <b>Total</b>                | <b>4,338,372</b>                  | <b>4,150,097</b> | <b>-4.3</b> | <b>1,206,379</b>                     | <b>1,153,051</b> | <b>-4.4</b> | <b>27.8</b>                        | <b>27.8</b> | <b>0.0</b>     |

## Crimes detected in England and Wales 2010/11

In all of the offence groups (except drug offences), the greatest proportion of offences detected was by means of a charge or summons. A large number of drug offences are detected by means of a Cannabis Warning, which can be issued to the offender immediately (although the number detected by this method was only slightly higher than the number of charges and summons). Detections where an offender asks for offences to be taken into consideration are most prominent in burglaries and offences against vehicles. An offence is deemed to be taken into consideration if the offender admits the crime and asks for it to be taken into consideration by a court (TIC) and where there is additional verifiable information linking that offender to the crime. There remains a very low use of non-sanction detections across all crime types (Table 2b).

**Table 2b Offences detected by offence group and method, 2010/11**

| Offence group               | England and Wales, 2010/11 Recorded crime |                           |                |                |                   |                   |                   |                                      |
|-----------------------------|---|---------------------------|----------------|----------------|-------------------|-------------------|-------------------|--------------------------------------|
|                             | Total recorded crime                      | Total sanction detections | Charge/summons | Cautions       | TICs <sup>1</sup> | PNDs <sup>2</sup> | Cannabis Warnings | Non-sanction detections <sup>3</sup> |
| <i>Number of detections</i> |   |                           |                |                |                   |                   |                   |                                      |
| Violence against the person | 821,957                                   | 365,375                   | 240,304        | 97,392         | 194               | 27,485            | n/a               | 2,505                                |
| Sexual offences             | 54,982                                    | 16,465                    | 14,103         | 2,264          | 90                | 8                 | n/a               | 109                                  |
| Robbery                     | 76,179                                    | 15,684                    | 14,647         | 360            | 677               | 0                 | n/a               | 13                                   |
| Burglary                    | 522,640                                   | 69,365                    | 38,010         | 3,437          | 27,901            | 17                | n/a               | 59                                   |
| Offences against vehicles   | 449,681                                   | 49,757                    | 23,248         | 3,785          | 22,709            | 15                | n/a               | 47                                   |
| Other theft offences        | 1,078,727                                 | 241,971                   | 145,041        | 44,302         | 14,985            | 37,643            | n/a               | 2,603                                |
| Fraud and forgery           | 145,841                                   | 34,596                    | 23,708         | 6,636          | 4,168             | 84                | n/a               | 190                                  |
| Criminal damage             | 701,003                                   | 96,230                    | 57,927         | 28,813         | 3,446             | 6,044             | n/a               | 1,212                                |
| Drug offences               | 232,216                                   | 217,270                   | 79,211         | 42,690         | 141               | 14,570            | 80,658            | 132                                  |
| Other offences              | 66,871                                    | 46,338                    | 38,891         | 7,091          | 146               | 210               | n/a               | 64                                   |
| <b>Total</b>                | <b>4,150,097</b>                          | <b>1,153,051</b>          | <b>675,090</b> | <b>236,770</b> | <b>74,457</b>     | <b>86,076</b>     | <b>80,658</b>     | <b>6,934</b>                         |
| <i>Detection rate (%)</i>   |   |                           |                |                |                   |                   |                   |                                      |
| Violence against the person |   | 44.5                      | 29.2           | 11.8           | 0.0               | 3.3               | n/a               | 0.3                                  |
| Sexual offences             |   | 29.9                      | 25.7           | 4.1            | 0.2               | 0.0               | n/a               | 0.2                                  |
| Robbery                     |   | 20.6                      | 19.2           | 0.5            | 0.9               | 0.0               | n/a               | 0.0                                  |
| Burglary                    |   | 13.3                      | 7.3            | 0.7            | 5.3               | 0.0               | n/a               | 0.0                                  |
| Offences against vehicles   |   | 11.1                      | 5.2            | 0.8            | 5.1               | 0.0               | n/a               | 0.0                                  |
| Other theft offences        |   | 22.4                      | 13.4           | 4.1            | 1.4               | 3.5               | n/a               | 0.2                                  |
| Fraud and forgery           |   | 23.7                      | 16.3           | 4.6            | 2.9               | 0.1               | n/a               | 0.1                                  |
| Criminal damage             |   | 13.7                      | 8.3            | 4.1            | 0.5               | 0.9               | n/a               | 0.2                                  |
| Drug offences               |   | 93.6                      | 34.1           | 18.4           | 0.1               | 6.3               | 34.7              | 0.1                                  |
| Other offences              |   | 69.3                      | 58.2           | 10.6           | 0.2               | 0.3               | n/a               | 0.1                                  |
| <b>Total</b>                |   | <b>27.8</b>               | <b>16.3</b>    | <b>5.7</b>     | <b>1.8</b>        | <b>2.1</b>        | <b>1.9</b>        | <b>0.2</b>                           |

1. Offences asked to be taken into consideration by a court.

2. Penalty Notices for Disorder (PNDs).

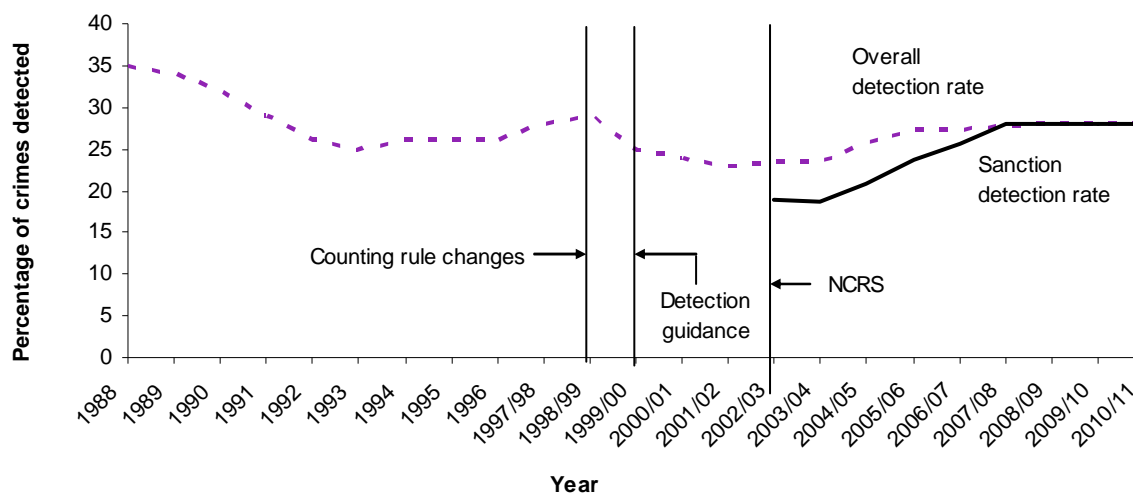
3. Includes data on Youth Restorative Disposals (YRDs) submitted to the Home Office as non-sanction detections from pilots in eight police force areas (Avon and Somerset, Cumbria, Greater Manchester, Lancashire, Metropolitan, Norfolk, North Wales and Nottinghamshire).

n/a Not applicable.

## 2.5 TRENDS OVER TIME

Figure 2.2 shows the overall detection rate since 1988 and the sanction detection rate since 2002/03. Detection rates fell in the period between 1988 and 1993. In 1998/99, the recorded crime series was extended and the Home Office Counting Rules amended. In addition, in 1999/00, further guidance was issued which tightened the circumstances in which a detection could be recorded. All of these changes led to a decline in detection rates.

Figure 2.2 Detection rates in England and Wales, 1988 to 2010/11



Sanction detections are now the preferred measure of detection, with these disposals being limited to circumstances in which some form of sanction is taken against an offender.

Following the introduction of National Crime Recording Standard (NCRS) in April 2002, sanction detection rates remained stable between 2002/03 and 2003/04. The rates then rose in successive years between 2004/05 and 2007/08 with an increase of two to three percentage points per year and have remained stable since (Figure 2.2). This rise coincided with the introduction of Cannabis Warnings and PNDs nationally in 2004/05 and the greater emphasis by central government on raising the proportion of crimes detected and the setting of national targets. In 2010/11, 4 per cent of offences were detected by PNDs and Cannabis Warnings combined, a fall from a peak of 4.7 per cent in 2007/08 (Table 3).

Table 2 presents trend information by offence group. Key findings include the following:

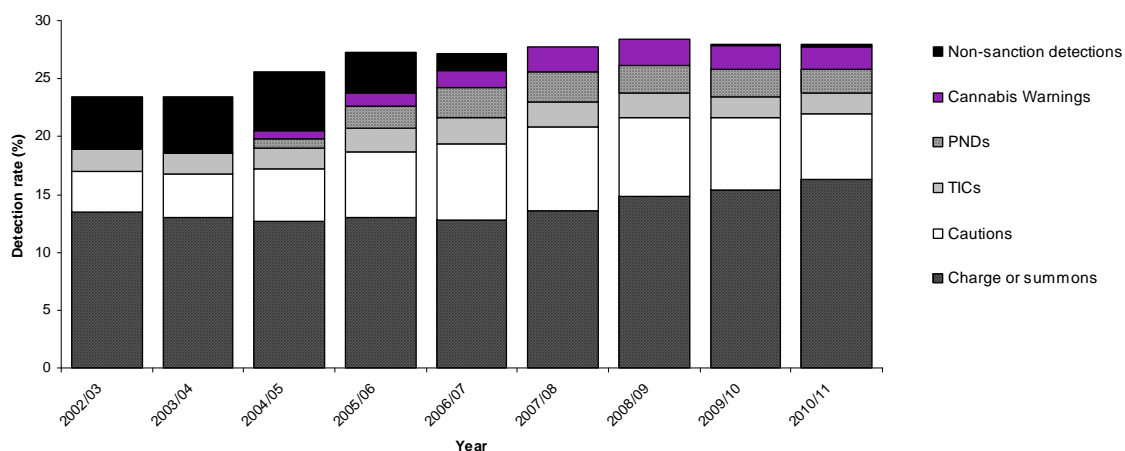
- Comparing 2002/03 with 2010/11, the overall sanction detection rate has risen from 19 per cent to 28 per cent. The rate rose between 2002/03 and 2007/08 and has been broadly steady since then.
- The biggest difference in sanction detection rates between 2002/03 and 2010/11 was for violence against the person. The rate in 2002/03 was 36 per cent and peaked at 49 per cent in 2007/08 before falling back to 44 per cent in 2010/11. The rise can partly be accounted for by the national introduction of PNDs in 2004/05. At the time of peak usage of PNDs in 2006/07 and 2007/08, these disposals made a seven percentage point contribution to the overall detection rate for violence against the person (Table 4).
- Detection rates for drugs and ‘Other offences’ have remained relatively high since 2002/03. This reflects the fact that many of these offences come to light as a result of an offender being apprehended.

Compared with 2002/03, sanction detection rates were higher in 2010/11 for all the main offence groups with the exception of sexual offences (down by two percentage points) and ‘Other offences’ (down by one percentage point). The Sexual Offences Act 2003, introduced in May 2004, altered the definitions of sexual offences and may have influenced the detection rate. Within sexual offences, sanction detection rates for the rape of a female were down six percentage points when comparing 2002/03 with 2010/11. Rape offences are known to be under-reported and steps are being taken to encourage more victims to report offences. Additionally, over the past two years forces have reported taking some additional steps to improve their recording of rape and other sexual offences.

## 2.6 TRENDS IN METHODS OF DETECTION

Figure 2.3 shows the shift away from non-sanction detections as a result of the new rules in 2007/08, which significantly limited the occasions for which such disposals could be applied. Several forces had already made the decision to move away from non-sanction detection even prior to the formal change in rules. The largest proportion of disposal method by sanction detection is accounted for by a charge or summons followed by cautions. The chart also illustrates the increase in the issuing of PNDs and Cannabis Warnings since their introduction nationally in 2004/05, although both of these methods have showed decreases since 2007/08 (see Table 3 for further detail).

Figure 2.3 Detection rates by method, England and Wales, 2002/03 to 2010/11



The proportion of offences detected by charge or summons in 2010/11 was 16 per cent compared with 13 per cent in 2002/03, while the detection rate by cautions was 6 per cent in 2010/11 compared with 4 per cent in 2002/03. The shift in the use of non-sanction detection is also illustrated (from a 5% detection rate in 2002/03 to 0.2% in 2009/10) (Table 3).

Table 4 shows the number of detections and the detection rate by offence group and method of detection between 2005/06 and 2010/11. The proportion of offences detected by charge or summons remained stable for the majority of the main offence groups. Notable exceptions were the charge or summons detection rates for violence against the person offences, which increased from 25 per cent in 2005/06 to 29 per cent in 2010/11 and robbery, which rose from 16 per cent in 2005/06 to 19 per cent in 2010/11.

While the overall sanction detection rate for drug offences was 94 per cent in 2010/11, there have been considerable changes in the method of detection in recent years, in part reflecting changes to police powers over time.

- The proportion of drug offences dealt with by the issue of a caution fell from 23 per cent in 2005/06 to 18 per cent in 2010/11.
- The use of Cannabis Warnings increased from their introduction in 2004/05 to a peak in 2007/08 when 45 per cent of all drug offences were detected by this method. Since then the use of Cannabis Warnings has fallen to 35 per cent in 2010/11.
- PNDs for cannabis possession have been available since January 2009 and in 2009/10, 13,490 were issued. This figure has risen to 14,750 in 2010/11 and is thought to have contributed to the fall in Cannabis Warnings issued.

Table 1 Sanction detection rates by individual offence, 2009/10 and 2010/11<sup>1,2,3</sup>

| Numbers and percentages                             |  | England and Wales, Recorded crime |                               |  |                                 |                               |  |  |           |
|---|--|-----------------------------------|-------------------------------|--|---------------------------------|-------------------------------|--|--|-----------|
|   |  | 2009/10                           |                               |  | 2010/11                         |                               |  | % point change in sanction detection rate between 2009/10 and 2010/11 <sup>6</sup> |           |
| Offence   |  | Number of offences <sup>4</sup>   | Number of sanction detections | Sanction detection rate % <sup>5</sup> | Number of offences <sup>4</sup> | Number of sanction detections | Sanction detection rate % <sup>5</sup> |  |           |
| 1   | Murder   |                                   |                               |  |                                 |                               |  |  |           |
| 4.1   | Manslaughter   | } Homicide                        | 618                           | 533                                    | 86                              | 642                           | 530                                    | 83   | -4        |
| 4.2   | Infanticide  |                                   |                               |  |                                 |                               |  |  |           |
| 2   | Attempted murder   |                                   | 591                           | 432                                    | 73                              | 525                           | 415                                    | 79   | 6         |
| 4.3   | Intentional destruction of viable unborn child                               |                                   | 3                             | 0                                      | -                               | 3                             | 2                                      | -  | -         |
| 4.4   | Causing death by dangerous driving   |                                   | 296                           | 268                                    | 91                              | 209                           | 202                                    | 97   | 6         |
| 4.6   | Causing death by careless driving when under the influence of drink or drugs |                                   | 36                            | 32                                     | -                               | 25                            | 29                                     | -  | -         |
| 4.8   | Causing death by careless or inconsiderate driving                           |                                   | 188                           | 169                                    | 90                              | 170                           | 182                                    | 107  | 17        |
| 5A  | Inflicting grievous bodily harm (GBH) with intent                            |                                   | 22,792                        | 10,908                                 | 48                              | 19,474                        | 9,897                                  | 51   | 3         |
| 5B  | Use of substance or object to endanger life                                  |                                   | 416                           | 158                                    | 38                              | 372                           | 143                                    | 38   | 0         |
| 5C  | Possession of items to endanger life   |                                   | 331                           | 133                                    | 40                              | 328                           | 121                                    | 37   | -3        |
| 8F  | Inflicting grievous bodily harm (GBH) without intent                         |                                   | 16,483                        | 6,521                                  | 40                              | 15,117                        | 6,190                                  | 41   | 1         |
| 8H  | Racially or religiously aggravated inflicting GBH without intent             |                                   | 224                           | 85                                     | 38                              | 188                           | 92                                     | 49   | 11        |
| 37.1  | Causing death by aggravated vehicle taking                                   |                                   | 5                             | 2                                      | -                               | 14                            | 10                                     | -  | -         |
| 4.7   | Causing or allowing death of a child or vulnerable person                    |                                   | 3                             | 1                                      | -                               | 6                             | 3                                      | -  | -         |
| 4.9   | Causing death by driving: unlicensed drivers, etc.                           |                                   | 15                            | 19                                     | -                               | 6                             | 6                                      | -  | -         |
| 4.10  | Corporate manslaughter   |                                   | 1                             | 1                                      | -                               | 2                             | 0                                      | -  | -         |
| 8G  | Actual bodily harm (ABH) and other injury                                    |                                   | 355,968                       | 139,942                                | 39                              | 328,474                       | 130,264                                | 40   | 0         |
| 8J  | Racially or religiously aggravated ABH and other injury                      |                                   | 3,521                         | 1,529                                  | 43                              | 2,982                         | 1,362                                  | 46   | 2         |
| 8K  | Poisoning or female genital mutilation                                       |                                   | 138                           | 25                                     | 18                              | 110                           | 18                                     | 16   | -2        |
| <b>Violence against the person – with injury</b>    |  |                                   | <b>401,629</b>                | <b>160,758</b>                         | <b>40</b>                       | <b>368,647</b>                | <b>149,466</b>                         | <b>41</b>  | <b>-1</b> |
| 3A  | Conspiracy to murder   |                                   | 45                            | 28                                     | -                               | 36                            | 21                                     | -  | -         |
| 3B  | Threats to kill  |                                   | 9,525                         | 3,119                                  | 33                              | 9,497                         | 3,333                                  | 35   | 2         |
| 6   | Endangering railway passengers   |                                   | 231                           | 29                                     | 13                              | 257                           | 39                                     | 15   | 3         |
| 7   | Endangering life at sea  |                                   | 6                             | 4                                      | -                               | 4                             | 2                                      | -  | -         |
| 10A   | Possession of firearms with intent   |                                   | 1,586                         | 791                                    | 50                              | 1,381                         | 735                                    | 53   | 3         |
| 10C   | Possession of other weapons  |                                   | 11,953                        | 10,834                                 | 91                              | 10,536                        | 9,344                                  | 89   | -2        |
| 10D   | Possession of article with blade or point                                    |                                   | 10,888                        | 10,019                                 | 92                              | 10,450                        | 9,668                                  | 93   | 0         |
| 8L  | Harassment   |                                   | 52,962                        | 13,605                                 | 26                              | 51,200                        | 15,769                                 | 31   | 5         |
| 9A  | Public fear, alarm or distress   |                                   | 126,604                       | 88,544                                 | 70                              | 114,753                       | 78,164                                 | 68   | -2        |
| 8M  | Racially or religiously aggravated harassment                                |                                   | 2,370                         | 912                                    | 38                              | 1,968                         | 729                                    | 37   | -1        |
| 9B  | Racially or religiously aggravated public fear, alarm or distress            |                                   | 23,227                        | 10,752                                 | 46                              | 20,958                        | 9,944                                  | 47   | 1         |
| 11  | Cruelty to and neglect of children   |                                   | 6,611                         | 3,562                                  | 54                              | 6,084                         | 3,392                                  | 56   | 2         |
| 12  | Abandoning a child under the age of two years                                |                                   | 9                             | 9                                      | -                               | 6                             | 3                                      | -  | -         |
| 13  | Child abduction  |                                   | 559                           | 203                                    | 36                              | 552                           | 213                                    | 39   | 2         |
| 14  | Procuring illegal abortion   |                                   | 3                             | 1                                      | -                               | 5                             | 3                                      | -  | -         |
| 104   | Assault without injury on a constable  |                                   | 15,781                        | 14,375                                 | 91                              | 15,513                        | 14,265                                 | 92   | 1         |
| 105A  | Assault without injury   |                                   | 203,102                       | 67,982                                 | 33                              | 206,052                       | 68,457                                 | 33   | 0         |
| 105B  | Racially or religiously aggravated assault without injury                    |                                   | 4,328                         | 1,821                                  | 42                              | 4,058                         | 1,828                                  | 45   | 3         |
| <b>Violence against the person – without injury</b> |  |                                   | <b>469,790</b>                | <b>226,590</b>                         | <b>48</b>                       | <b>453,310</b>                | <b>215,909</b>                         | <b>48</b>  | <b>-1</b> |
| <b>TOTAL VIOLENCE AGAINST THE PERSON OFFENCES</b>   |  |                                   | <b>871,419</b>                | <b>387,348</b>                         | <b>44</b>                       | <b>821,957</b>                | <b>365,375</b>                         | <b>44</b>  | <b>0</b>  |

Table 1 (contd) Sanction detection rates by individual offence, 2009/10 and 2010/11<sup>1,2,3</sup>

| Numbers and percentages |  | England and Wales, Recorded crime |  |                                 |                               |  |           |  |
|-------------------------|--|-----------------------------------|--|---------------------------------|-------------------------------|--|-----------|--|
|                         |  | 2009/10                           |  |                                 | 2010/11                       |  |           | % point change in sanction detection rate between 2009/10 and 2010/11 <sup>6</sup> |
| Offence                 | Number of offences <sup>4</sup>                            | Number of sanction detections     | Sanction detection rate % <sup>5</sup> | Number of offences <sup>4</sup> | Number of sanction detections | Sanction detection rate % <sup>5</sup> |           |  |
| 17A                     | Sexual assault on a male aged 13 and over                  | 1,208                             | 314                                    | 26                              | 1,287                         | 359                                    | 28        | 2  |
| 17B                     | Sexual assault on a male child under 13                    | 1,054                             | 347                                    | 33                              | 1,125                         | 356                                    | 32        | -1   |
| 19C                     | Rape of a female aged 16 and over                          | 9,038                             | 1,781                                  | 20                              | 9,509                         | 1,720                                  | 18        | -2   |
| 19D                     | Rape of a female child under 16                            | 2,909                             | 843                                    | 29                              | 2,880                         | 833                                    | 29        | 0  |
| 19E                     | Rape of a female child under 13                            | 1,964                             | 801                                    | 41                              | 2,235                         | 915                                    | 41        | 0  |
|                         | <b>Rape of a female</b>                                    | <b>13,911</b>                     | <b>3,425</b>                           | <b>25</b>                       | <b>14,624</b>                 | <b>3,468</b>                           | <b>24</b> | <b>-1</b>  |
| 19F                     | Rape of a male aged 16 and over                            | 368                               | 71                                     | 19                              | 392                           | 51                                     | 13        | -6   |
| 19G                     | Rape of a male child under 16                              | 241                               | 95                                     | 39                              | 247                           | 93                                     | 38        | -2   |
| 19H                     | Rape of a male child under 13                              | 564                               | 206                                    | 37                              | 671                           | 257                                    | 38        | 2  |
|                         | <b>Rape of a male</b>                                      | <b>1,173</b>                      | <b>372</b>                             | <b>32</b>                       | <b>1,310</b>                  | <b>401</b>                             | <b>31</b> | <b>-1</b>  |
| 20A                     | Sexual assault on a female aged 13 and over                | 15,694                            | 4,218                                  | 27                              | 16,358                        | 4,475                                  | 27        | 0  |
| 20B                     | Sexual assault on a female child under 13                  | 4,149                             | 1,451                                  | 35                              | 4,301                         | 1,609                                  | 37        | 2  |
| 21                      | Sexual activity involving a child under 13                 | 1,819                             | 613                                    | 34                              | 1,773                         | 648                                    | 37        | 3  |
| 22B                     | Sexual activity involving a child under 16                 | 3,986                             | 1,348                                  | 34                              | 4,033                         | 1,409                                  | 35        | 1  |
| 22A                     | Causing sexual activity without consent                    | 129                               | 31                                     | 24                              | 167                           | 46                                     | 28        | 4  |
| 70                      | Sexual activity, etc. with a person with a mental disorder | 124                               | 42                                     | 34                              | 129                           | 48                                     | 37        | 3  |
| 71                      | Abuse of children through prostitution and pornography     | 134                               | 58                                     | 43                              | 152                           | 69                                     | 45        | 2  |
| 72                      | Trafficking for sexual exploitation                        | 58                                | 35                                     | 60                              | 67                            | 18                                     | 27        | -33  |
|                         | <b>Most serious sexual crime</b>                           | <b>43,439</b>                     | <b>12,254</b>                          | <b>28</b>                       | <b>45,326</b>                 | <b>12,906</b>                          | <b>28</b> | <b>0</b>   |
| 23                      | Incest or familial sexual offences                         | 1,111                             | 422                                    | 38                              | 808                           | 320                                    | 40        | 2  |
| 24                      | Exploitation of prostitution                               | 148                               | 101                                    | 68                              | 153                           | 102                                    | 67        | -2   |
| 27                      | Soliciting for the purposes of prostitution                | 1,190                             | 1,077                                  | 91                              | 826                           | 824                                    | 100       | 9  |
| 73                      | Abuse of position of trust of a sexual nature              | 185                               | 91                                     | 49                              | 146                           | 92                                     | 63        | 14   |
| 88A                     | Sexual grooming  | 397                               | 152                                    | 38                              | 310                           | 124                                    | 40        | 2  |
| 88C                     | Other miscellaneous sexual offences                        | 354                               | 97                                     | 27                              | 199                           | 62                                     | 31        | 4  |
| 88D                     | Unnatural sexual offences                                  | 15                                | 10                                     | -                               | 12                            | 10                                     | -         | -  |
| 88E                     | Exposure and voyeurism                                     | 7,516                             | 2,033                                  | 27                              | 7,202                         | 2,025                                  | 28        | 1  |
|                         | <b>Other sexual offences</b>                               | <b>10,916</b>                     | <b>3,983</b>                           | <b>36</b>                       | <b>9,656</b>                  | <b>3,559</b>                           | <b>37</b> | <b>0</b>   |
|                         | <b>TOTAL SEXUAL OFFENCES</b>                               | <b>54,355</b>                     | <b>16,237</b>                          | <b>30</b>                       | <b>54,982</b>                 | <b>16,465</b>                          | <b>30</b> | <b>0</b>   |
| 34A                     | Robbery of business property                               | 8,182                             | 2,363                                  | 29                              | 7,727                         | 2,233                                  | 29        | 0  |
| 34B                     | Robbery of personal property                               | 66,923                            | 13,019                                 | 19                              | 68,452                        | 13,451                                 | 20        | 0  |
|                         | <b>TOTAL ROBBERY OFFENCES</b>                              | <b>75,105</b>                     | <b>15,382</b>                          | <b>20</b>                       | <b>76,179</b>                 | <b>15,684</b>                          | <b>21</b> | <b>0</b>   |



Table 1 (contd) Sanction detection rates by individual offence, 2009/10 and 2010/11<sup>1,2,3</sup>

| Numbers and percentages |   |                               | England and Wales, Recorded crime      |                                 |                               |  |  |           |
|-------------------------|---|-------------------------------|--|---------------------------------|-------------------------------|--|--|-----------|
| Offence                 | 2009/10   |                               |  | 2010/11                         |                               |  | % point change in sanction detection rate between 2009/10 and 2010/11 <sup>6</sup> |           |
|                         | Number of offences <sup>4</sup>   | Number of sanction detections | Sanction detection rate % <sup>5</sup> | Number of offences <sup>4</sup> | Number of sanction detections | Sanction detection rate % <sup>5</sup> |  |           |
| 28A                     | Burglary in a dwelling  | 214,892                       | 37,019                                 | 17                              | 208,469                       | 38,154                                 | 18   | 1         |
| 28B                     | Attempted burglary in a dwelling  | 44,707                        | 3,850                                  | 9                               | 42,292                        | 4,135                                  | 10   | 1         |
| 28C                     | Distraction burglary in a dwelling                                      | 6,936                         | 931                                    | 13                              | 5,480                         | 1,017                                  | 19   | 5         |
| 28D                     | Attempted distraction burglary in a dwelling                            | 722                           | 133                                    | 18                              | 544                           | 115                                    | 21   | 3         |
| 29                      | Aggravated burglary in a dwelling                                       | 1,353                         | 490                                    | 36                              | 1,363                         | 487                                    | 36   | 0         |
|                         | <b>Total burglary in a dwelling</b>                                     | <b>268,610</b>                | <b>42,423</b>                          | <b>16</b>                       | <b>258,148</b>                | <b>43,908</b>                          | <b>17</b>  | <b>1</b>  |
| 30A                     | Burglary in a building other than a dwelling                            | 236,028                       | 24,336                                 | 10                              | 230,839                       | 23,514                                 | 10   | 0         |
| 30B                     | Attempted burglary in a building other than a dwelling                  | 35,870                        | 1,982                                  | 6                               | 33,518                        | 1,893                                  | 6  | 0         |
| 31                      | Aggravated burglary in a building other than a dwelling                 | 152                           | 47                                     | 31                              | 135                           | 50                                     | 37   | 6         |
|                         | <b>Total burglary in a building other than a dwelling</b>               | <b>272,050</b>                | <b>26,365</b>                          | <b>10</b>                       | <b>264,492</b>                | <b>25,457</b>                          | <b>10</b>  | <b>0</b>  |
|                         | <b>TOTAL BURGLARY OFFENCES</b>  | <b>540,660</b>                | <b>68,788</b>                          | <b>13</b>                       | <b>522,640</b>                | <b>69,365</b>                          | <b>13</b>  | <b>1</b>  |
| 37.2                    | Aggravated vehicle taking   | 8,000                         | 4,577                                  | 57                              | 6,951                         | 3,934                                  | 57   | -1        |
| 45                      | Theft from a vehicle  | 339,188                       | 29,341                                 | 9                               | 313,474                       | 29,610                                 | 9  | 1         |
| 48                      | Theft or unauthorised taking of motor vehicle                           | 109,687                       | 15,165                                 | 14                              | 99,277                        | 13,388                                 | 13   | 0         |
| 126                     | Interfering with a motor vehicle  | 38,019                        | 3,391                                  | 9                               | 29,979                        | 2,825                                  | 9  | 1         |
|                         | <b>TOTAL OFFENCES AGAINST VEHICLES</b>                                  | <b>494,894</b>                | <b>52,474</b>                          | <b>11</b>                       | <b>449,681</b>                | <b>49,757</b>                          | <b>11</b>  | <b>0</b>  |
| 38                      | Profiting from or concealing knowledge of the proceeds of crime         | 2,609                         | 1,853                                  | 71                              | 2,312                         | 1,850                                  | 80   | 9         |
| 39                      | Theft from the person   | 92,247                        | 3,285                                  | 4                               | 92,924                        | 3,420                                  | 4  | 0         |
| 40                      | Theft in a dwelling other than from automatic machine or meter          | 53,339                        | 7,876                                  | 15                              | 54,825                        | 8,011                                  | 15   | 0         |
| 41                      | Theft by an employee  | 13,170                        | 7,056                                  | 54                              | 12,137                        | 6,387                                  | 53   | -1        |
| 42                      | Theft of mail   | 3,099                         | 181                                    | 6                               | 2,793                         | 155                                    | 6  | 0         |
| 43                      | Dishonest use of electricity  | 1,736                         | 1,219                                  | 70                              | 1,858                         | 1,321                                  | 71   | 1         |
| 44                      | Theft or unauthorised taking of a pedal cycle                           | 109,846                       | 5,656                                  | 5                               | 108,969                       | 5,821                                  | 5  | 0         |
| 46                      | Shoplifting   | 307,824                       | 189,181                                | 61                              | 305,905                       | 178,055                                | 58   | -3        |
| 47                      | Theft from automatic machine or meter                                   | 7,753                         | 1,359                                  | 18                              | 6,216                         | 983                                    | 16   | -2        |
| 49                      | Other theft or unauthorised taking                                      | 436,248                       | 24,553                                 | 6                               | 481,659                       | 27,466                                 | 6  | 0         |
| 54                      | Handling stolen goods   | 9,454                         | 8,897                                  | 94                              | 9,129                         | 8,502                                  | 93   | -1        |
|                         | <b>TOTAL OTHER THEFT OFFENCES</b>                                       | <b>1,037,325</b>              | <b>251,116</b>                         | <b>24</b>                       | <b>1,078,727</b>              | <b>241,971</b>                         | <b>22</b>  | <b>-2</b> |
| 51                      | Fraud by company director   | 85                            | 39                                     | 46                              | 208                           | 191                                    | 92   | 46        |
| 52                      | False accounting  | 155                           | 58                                     | 37                              | 108                           | 93                                     | 86   | 49        |
| 53B                     | Preserved other fraud and repealed fraud offences (pre-Fraud Act 2006)  | 74,064                        | 8,627                                  | 12                              | 69,752                        | 7,709                                  | 11   |           |
| 53C                     | Fraud by false representation: cheque, plastic card and online accounts | 27,122                        | 8,166                                  | 30                              | 24,909                        | 7,132                                  | 29   | -1        |
| 53D                     | Fraud by false representation: other frauds                             | 39,619                        | 12,869                                 | 32                              | 42,561                        | 14,200                                 | 33   | 1         |
| 53E                     | Fraud by failing to disclose information                                | 365                           | 269                                    | 74                              | 338                           | 255                                    | 75   | 2         |
| 53F                     | Fraud by abuse of position  | 1,160                         | 883                                    | 76                              | 1,032                         | 679                                    | 66   | -10       |
| 53G                     | Obtaining services dishonestly  | 1,042                         | 477                                    | 46                              | ..                            | ..                                     | ..   | ..        |
| 53H                     | Making or supplying articles for use in fraud                           | 862                           | 184                                    | 21                              | 973                           | 136                                    | 14   | -7        |
| 53J                     | Possession of articles for use in fraud                                 | 1,564                         | 1,077                                  | 69                              | 1,546                         | 1,100                                  | 71   | 2         |

Table 1 (contd) Sanction detection rates by individual offence, 2009/10 and 2010/11<sup>1,2,3</sup>

| Numbers and percentages                 |  |                               | England and Wales, Recorded crime      |                                 |                               |  |           |           |
|---|--|-------------------------------|--|---------------------------------|-------------------------------|--|-----------|-----------|
|   |  |                               | 2009/10                                |                                 |                               | 2010/11                                |           |           |
| Offence                                 | Number of offences <sup>4</sup>  | Number of sanction detections | Sanction detection rate % <sup>5</sup> | Number of offences <sup>4</sup> | Number of sanction detections | Sanction detection rate % <sup>5</sup> |           |           |
| 55                                      | Bankruptcy and insolvency offences   | 13                            | 9                                      | -                               | 9                             | 6                                      | -         |           |
| 60                                      | Forgery or use of false drug prescription  | 343                           | 222                                    | 65                              | 298                           | 176                                    | -6        |           |
| 61                                      | Other forgery  | 2,526                         | 1,213                                  | 48                              | 1,620                         | 783                                    | 48        |           |
| 61A                                     | Possession of false documents  | 2,263                         | 2,059                                  | 91                              | 1,758                         | 1,508                                  | -5        |           |
| 814                                     | Vehicle/driver document fraud  | 1,058                         | 888                                    | 84                              | 729                           | 628                                    | 86        |           |
| <b>TOTAL FRAUD AND FORGERY OFFENCES</b> |  | <b>152,241</b>                | <b>37,040</b>                          | <b>24</b>                       | <b>145,841</b>                | <b>34,596</b>                          | <b>24</b> | <b>-1</b> |
| 56A                                     | Arson endangering life   | 3,623                         | 1,027                                  | 28                              | 3,324                         | 1,028                                  | 31        |           |
| 56B                                     | Arson not endangering life   | 28,957                        | 1,898                                  | 7                               | 25,789                        | 1,824                                  | 7         |           |
| 58A                                     | Criminal damage to a dwelling  | 198,623                       | 30,399                                 | 15                              | 172,922                       | 27,134                                 | 16        |           |
| 58B                                     | Criminal damage to a building other than a dwelling                                    | 88,687                        | 17,012                                 | 19                              | 75,686                        | 14,949                                 | 20        |           |
| 58C                                     | Criminal damage to a vehicle   | 336,924                       | 32,169                                 | 10                              | 289,048                       | 27,243                                 | 9         |           |
| 58D                                     | Other criminal damage  | 140,584                       | 23,509                                 | 17                              | 125,743                       | 21,532                                 | 17        |           |
| 58E                                     | Racially or religiously aggravated criminal damage to a dwelling                       | 849                           | 130                                    | 15                              | 640                           | 105                                    | 16        |           |
| 58F                                     | Racially or religiously aggravated criminal damage to a building other than a dwelling | 663                           | 173                                    | 26                              | 535                           | 172                                    | 32        |           |
| 58G                                     | Racially or religiously aggravated criminal damage to a vehicle                        | 1,135                         | 309                                    | 27                              | 866                           | 241                                    | 28        |           |
| 58H                                     | Racially or religiously aggravated other criminal damage                               | 606                           | 135                                    | 22                              | 537                           | 137                                    | 26        |           |
| 59                                      | Threat etc. to commit criminal damage  | 5,996                         | 1,713                                  | 29                              | 5,913                         | 1,865                                  | 32        |           |
| <b>TOTAL CRIMINAL DAMAGE OFFENCES</b>   |  | <b>806,647</b>                | <b>108,474</b>                         | <b>13</b>                       | <b>701,003</b>                | <b>96,230</b>                          | <b>14</b> | <b>0</b>  |
| <b>TOTAL PROPERTY CRIME</b>             |  | <b>3,031,767</b>              | <b>517,892</b>                         | <b>17</b>                       | <b>2,897,892</b>              | <b>491,919</b>                         | <b>17</b> | <b>0</b>  |
| 92A                                     | Trafficking in controlled drugs  | 33,234                        | 28,724                                 | 86                              | 32,069                        | 28,727                                 | 90        |           |
| 92C                                     | Other drug offences  | 1,122                         | 1,023                                  | 91                              | 1,135                         | 1,073                                  | 95        |           |
| 92D                                     | Possession of controlled drugs (excluding cannabis)                                    | 38,442                        | 37,003                                 | 96                              | 38,473                        | 37,161                                 | 97        |           |
| 92E                                     | Possession of controlled drugs (cannabis)  | 162,798                       | 154,454                                | 95                              | 160,539                       | 150,309                                | 94        |           |
| <b>TOTAL DRUG OFFENCES</b>              |  | <b>235,596</b>                | <b>221,204</b>                         | <b>94</b>                       | <b>232,216</b>                | <b>217,270</b>                         | <b>94</b> | <b>0</b>  |
| 10B                                     | Possession of firearms offences  | 4,072                         | 3,495                                  | 86                              | 3,610                         | 3,305                                  | 92        |           |
| 81                                      | Other firearms offences  | 252                           | 212                                    | 84                              | 251                           | 210                                    | 84        |           |
| 15                                      | Concealing an infant death close to birth  | 6                             | 3                                      | -                               | 9                             | 6                                      | -         |           |
| 26                                      | Bigamy   | 60                            | 39                                     | 65                              | 44                            | 33                                     | 75        |           |
| 33                                      | Going equipped for stealing, etc.  | 3,655                         | 2,908                                  | 80                              | 4,113                         | 3,304                                  | 80        |           |
| 35                                      | Blackmail  | 1,452                         | 330                                    | 23                              | 1,494                         | 356                                    | 24        |           |
| 36                                      | Kidnapping   | 1,860                         | 764                                    | 41                              | 1,720                         | 746                                    | 43        |           |
| 62                                      | Treason  | 0                             | 0                                      | -                               | 0                             | 0                                      | -         |           |
| 63                                      | Treason felony   | 0                             | 0                                      | -                               | 0                             | 0                                      | -         |           |
| 64                                      | Riot   | 0                             | 0                                      | -                               | 1                             | 1                                      | -         |           |
| 65                                      | Violent disorder   | 859                           | 539                                    | 63                              | 702                           | 425                                    | 61        |           |
| 66                                      | Other offences against the State or public order                                       | 37,574                        | 26,124                                 | 70                              | 36,583                        | 25,241                                 | 69        |           |
| 67                                      | Perjury  | 184                           | 136                                    | 74                              | 338                           | 279                                    | 83        |           |
| 68                                      | Libel  | 0                             | 0                                      | -                               | 4                             | 0                                      | -         |           |

Table 1 (contd) Sanction detection rates by individual offence, 2009/10 and 2010/11<sup>1,2,3</sup>

| Numbers and percentages  |                                 |                               | England and Wales, Recorded crime      |                                 |                               |  |  |
|--|---------------------------------|-------------------------------|--|---------------------------------|-------------------------------|--|--|
| Offence  | 2009/10                         |                               |  | 2010/11                         |                               |  | % point change in sanction detection rate between 2009/10 and 2010/11 <sup>6</sup> |
|  | Number of offences <sup>4</sup> | Number of sanction detections | Sanction detection rate % <sup>5</sup> | Number of offences <sup>4</sup> | Number of sanction detections | Sanction detection rate % <sup>5</sup> |  |
| 69 Offender Management Act offences                              | 533                             | 331                           | 62                                     | 516                             | 384                           | 74                                     | 12   |
| 75 Betting, gaming and lotteries                                 | 21                              | 20                            | -                                      | 13                              | 6                             | -                                      | -  |
| 76 Aiding suicide  | 17                              | 1                             | -                                      | 7                               | 0                             | -                                      | -  |
| 78 Immigration offences  | 411                             | 353                           | 86                                     | 444                             | 350                           | 79                                     | -7   |
| 79 Perverting the course of justice                              | 7,997                           | 4,282                         | 54                                     | 6,895                           | 3,709                         | 54                                     | 0  |
| 80 Absconding from lawful custody                                | 557                             | 450                           | 81                                     | 498                             | 420                           | 84                                     | 4  |
| 82 Customs and revenue offences                                  | 10                              | 8                             | -                                      | 3                               | 4                             | -                                      | -  |
| 83 Bail offences   | 4                               | 2                             | -                                      | 6                               | 5                             | -                                      | -  |
| 84 Trade descriptions, etc.                                      | 809                             | 727                           | 90                                     | 481                             | 428                           | 89                                     | -1   |
| 85 Health and safety offences                                    | 6                               | 2                             | -                                      | 2                               | 1                             | -                                      | -  |
| 86 Obscene publications etc.                                     | 3,211                           | 2,446                         | 76                                     | 3,291                           | 2,660                         | 81                                     | 5  |
| 87 Protection from eviction                                      | 81                              | 10                            | 12                                     | 73                              | 9                             | 12                                     | 0  |
| 89 Adulteration of food  | 4                               | 4                             | -                                      | 8                               | 4                             | -                                      | -  |
| 90 Other knives offences   | 13                              | 11                            | -                                      | 0                               | 1                             | -                                      | -  |
| 91 Public health offences  | 488                             | 36                            | 7                                      | 397                             | 33                            | 8                                      | 1  |
| 94 Planning laws   | 0                               | 1                             | -                                      | 1                               | 1                             | -                                      | -  |
| 95 Disclosure, obstruction, false or misleading statements, etc. | 426                             | 382                           | 90                                     | 341                             | 300                           | 88                                     | -2   |
| 99 Other notifiable or triable-either-way offences               | 1,629                           | 1,059                         | 65                                     | 1,561                           | 912                           | 58                                     | -7   |
| 802 Dangerous driving  | 3,939                           | 3,641                         | 92                                     | 3,465                           | 3,205                         | 92                                     | 0  |
| <b>TOTAL OTHER MISCELLANEOUS OFFENCES</b>                        | <b>70,130</b>                   | <b>48,316</b>                 | <b>69</b>                              | <b>66,871</b>                   | <b>46,338</b>                 | <b>69</b>                              | <b>0</b>   |
| <b>TOTAL RECORDED CRIME – ALL OFFENCES</b>                       | <b>4,338,372</b>                | <b>1,206,379</b>              | <b>28</b>                              | <b>4,150,097</b>                | <b>1,153,051</b>              | <b>28</b>                              | <b>0</b>   |

1. Offences detected in the current year may have been initially recorded in an earlier year and for this reason some percentages may exceed 100.

2. Numbers of recorded crimes and percentages will be affected by changes in reporting and recording.

3. Some forces have revised their 2008/09 data and totals may not agree with those previously published.

4. Total recorded crime whether detected or not.

5. The number of crimes that are cleared up by a sanction detection divided by the total number of recorded offences.

6. Percentage point change based on unrounded figures.

- Indicates that data are not reported because the base number of offences is less than 50.

**Table 2 Sanction detection rates by offence group and selected offence types, 2002/03 to 2010/11 and percentage point change between 2009/10 and 2010/11**

| Percentages<br>Offence                        | England and Wales, Recorded crime |           |           |           |           |           |           |           |           |  |
|---|-----------------------------------|-----------|-----------|-----------|-----------|-----------|-----------|-----------|-----------|--|
|   | 2002/03                           | 2003/04   | 2004/05   | 2005/06   | 2006/07   | 2007/08   | 2008/09   | 2009/10   | 2010/11   | % point change 2009/10 to 2010/11 <sup>1</sup> |
| Violence against the person – with injury     | 34                                | 32        | 32        | 38        | 39        | 41        | 41        | 40        | 41        | 1  |
| Violence against the person – without injury  | 37                                | 34        | 40        | 47        | 53        | 55        | 53        | 48        | 48        | -1   |
| <b>Total violence against the person</b>      | <b>36</b>                         | <b>33</b> | <b>37</b> | <b>42</b> | <b>46</b> | <b>49</b> | <b>47</b> | <b>44</b> | <b>44</b> | <b>0</b>                                       |
| Most serious sexual crime<br><i>of which:</i> | 31                                | 29        | 27        | 29        | 28        | 28        | 30        | 28        | 28        | 0  |
| Sexual assault on a female                    | 30                                | 28        | 27        | 29        | 28        | 28        | 30        | 29        | 29        | 1  |
| Rape of a female                              | 30                                | 26        | 25        | 25        | 25        | 25        | 26        | 25        | 24        | -1   |
| Other sexual offences                         | 34                                | 33        | 32        | 35        | 35        | 38        | 38        | 36        | 37        | 0  |
| <b>Total sexual offences</b>                  | <b>32</b>                         | <b>30</b> | <b>28</b> | <b>31</b> | <b>30</b> | <b>30</b> | <b>31</b> | <b>30</b> | <b>30</b> | <b>0</b>                                       |
| <b>Total robbery</b>                          | <b>17</b>                         | <b>17</b> | <b>17</b> | <b>17</b> | <b>18</b> | <b>20</b> | <b>21</b> | <b>20</b> | <b>21</b> | <b>0</b>                                       |
| Burglary in a dwelling                        | 13                                | 14        | 14        | 16        | 17        | 16        | 16        | 16        | 17        | 1  |
| Burglary in a building other than a dwelling  | 10                                | 10        | 10        | 10        | 11        | 11        | 11        | 10        | 10        | 0  |
| <b>Total burglary</b>                         | <b>11</b>                         | <b>12</b> | <b>12</b> | <b>13</b> | <b>14</b> | <b>13</b> | <b>13</b> | <b>13</b> | <b>13</b> | <b>1</b>                                       |
| Theft of a motor vehicle                      | 13                                | 13        | 14        | 14        | 15        | 16        | 17        | 17        | 16        | 0  |
| Theft from a vehicle                          | 6                                 | 6         | 7         | 8         | 9         | 9         | 10        | 9         | 9         | 1  |
| Interfering with a motor vehicle              | 6                                 | 6         | 7         | 8         | 9         | 9         | 9         | 9         | 9         | 1  |
| <b>Total offences against vehicles</b>        | <b>8</b>                          | <b>8</b>  | <b>9</b>  | <b>10</b> | <b>10</b> | <b>11</b> | <b>11</b> | <b>11</b> | <b>11</b> | <b>0</b>                                       |
| <b>Other theft offences</b>                   | <b>19</b>                         | <b>18</b> | <b>18</b> | <b>20</b> | <b>22</b> | <b>23</b> | <b>25</b> | <b>24</b> | <b>22</b> | <b>-2</b>                                      |
| <b>Fraud and forgery</b>                      | <b>23</b>                         | <b>23</b> | <b>24</b> | <b>27</b> | <b>27</b> | <b>31</b> | <b>28</b> | <b>24</b> | <b>24</b> | <b>-1</b>                                      |
| <b>Criminal damage</b>                        | <b>10</b>                         | <b>9</b>  | <b>10</b> | <b>12</b> | <b>13</b> | <b>14</b> | <b>14</b> | <b>13</b> | <b>14</b> | <b>0</b>                                       |
| <b>Drug offences</b>                          | <b>86</b>                         | <b>81</b> | <b>92</b> | <b>92</b> | <b>94</b> | <b>95</b> | <b>95</b> | <b>94</b> | <b>94</b> | <b>0</b>                                       |
| <b>Other offences</b>                         | <b>70</b>                         | <b>68</b> | <b>65</b> | <b>68</b> | <b>68</b> | <b>71</b> | <b>71</b> | <b>69</b> | <b>69</b> | <b>0</b>                                       |
| <b>TOTAL</b>                                  | <b>19</b>                         | <b>19</b> | <b>21</b> | <b>24</b> | <b>26</b> | <b>28</b> | <b>28</b> | <b>28</b> | <b>28</b> | <b>0</b>                                       |

1. Percentage point change based on unrounded figures.

**Table 3 Number of detections and detection rates by method of detection, 2002/03 to 2010/11**

| <b>England and Wales, Recorded crime</b>    |                  |                  |                  |                  |                  |                  |                  |                  |                  |             |
|---|------------------|------------------|------------------|------------------|------------------|------------------|------------------|------------------|------------------|-------------|
| Method of detection                         | 2002/03          | 2003/04          | 2004/05          | 2005/06          | 2006/07          | 2007/08          | 2008/09          | 2009/10          | 2010/11          |             |
| <i>Number of detections</i>                 |                  |                  |                  |                  |                  |                  |                  |                  |                  |             |
| Charge/summons                              | 802,469          | 783,056          | 717,691          | 725,375          | 693,808          | 674,307          | 698,464          | 666,946          | 675,090          | 1.2         |
| Cautions                                    | 213,020          | 225,405          | 249,390          | 310,934          | 357,898          | 358,295          | 319,161          | 269,732          | 236,770          | -12.2       |
| TICs <sup>1</sup>                           | 111,541          | 105,648          | 106,346          | 117,579          | 121,417          | 107,174          | 102,046          | 79,597           | 74,457           | -6.5        |
| PNDs <sup>2,3</sup>                         | ..               | 3,045            | 43,526           | 105,695          | 139,735          | 129,018          | 108,305          | 102,771          | 86,076           | -16.2       |
| Cannabis Warnings <sup>3</sup>              | ..               | ..               | 40,138           | 62,586           | 80,653           | 103,804          | 107,241          | 87,333           | 80,658           | -7.6        |
| <b>Total sanction detections</b>            | <b>1,127,030</b> | <b>1,117,154</b> | <b>1,157,091</b> | <b>1,322,169</b> | <b>1,393,511</b> | <b>1,372,598</b> | <b>1,335,217</b> | <b>1,206,379</b> | <b>1,153,051</b> | <b>-4.4</b> |
| Non-sanction detections <sup>4,5</sup>      | 273,735          | 289,311          | 284,321          | 193,809          | 81,904           | 865              | 2,906            | 6,834            | 6,934            | 1.5         |
| <b>All detections</b>                       | <b>1,400,765</b> | <b>1,406,465</b> | <b>1,441,412</b> | <b>1,515,978</b> | <b>1,475,415</b> | <b>1,373,463</b> | <b>1,338,123</b> | <b>1,213,213</b> | <b>1,159,985</b> | <b>-4.4</b> |
| <b>Total number of offences<sup>6</sup></b> | <b>5,974,960</b> | <b>6,013,759</b> | <b>5,637,511</b> | <b>5,555,172</b> | <b>5,427,558</b> | <b>4,952,276</b> | <b>4,702,698</b> | <b>4,338,372</b> | <b>4,150,097</b> | <b>-4.3</b> |
| <i>Detection rates<sup>7</sup></i>          |                  |                  |                  |                  |                  |                  |                  |                  |                  |             |
| Charge/summons                              | 13.4             | 13.0             | 12.7             | 13.1             | 12.8             | 13.6             | 14.9             | 15.4             | 16.3             | 0.9         |
| Cautions                                    | 3.6              | 3.7              | 4.4              | 5.6              | 6.6              | 7.2              | 6.8              | 6.2              | 5.7              | -0.5        |
| TICs <sup>1</sup>                           | 1.9              | 1.8              | 1.9              | 2.1              | 2.2              | 2.2              | 2.2              | 1.8              | 1.8              | 0.0         |
| PNDs <sup>2,3</sup>                         | ..               | 0.1              | 0.8              | 1.9              | 2.6              | 2.6              | 2.3              | 2.4              | 2.1              | -0.3        |
| Cannabis Warnings <sup>3</sup>              | ..               | ..               | 0.7              | 1.1              | 1.5              | 2.1              | 2.3              | 2.0              | 1.9              | -0.1        |
| <b>Total sanction detections</b>            | <b>18.9</b>      | <b>18.6</b>      | <b>20.5</b>      | <b>23.8</b>      | <b>25.7</b>      | <b>27.7</b>      | <b>28.4</b>      | <b>27.8</b>      | <b>27.8</b>      | <b>0.0</b>  |
| Non-sanction detections <sup>4,5</sup>      | 4.6              | 4.8              | 5.0              | 3.5              | 1.5              | 0.0              | 0.1              | 0.2              | 0.2              | 0.0         |
| <b>All detections</b>                       | <b>23.4</b>      | <b>23.4</b>      | <b>25.6</b>      | <b>27.3</b>      | <b>27.2</b>      | <b>27.7</b>      | <b>28.5</b>      | <b>28.0</b>      | <b>28.0</b>      | <b>0.0</b>  |

1. Offences asked to be taken into consideration by a court.

2. Penalty Notices for Disorder (formerly known as fixed penalty notices) were introduced in several forces in 2003/04 and nationally in 2004/05.

3. Cannabis Warnings for possession of cannabis were introduced in 2004/05. Since 26 January 2009, Penalty Notices for Disorder (PNDs) can also be given for an offence of cannabis possession. Up to the end of March 2009 such PNDs were counted in the same category as Cannabis Warnings.

4. Includes data on Youth Restorative Disposals (YRDs) submitted to the Home Office as non-sanction detections in 2010/11 from pilots in eight police force areas (Avon & Somerset, Cumbria, Greater Manchester, Lancashire, Metropolitan, Norfolk, North Wales, Nottinghamshire). The pilot was introduced in 2008/09.

5. From 1 April 2007, new rules governing non-sanction detections significantly limited the occasions for which such administrative disposals can be applied.

6. Total recorded crime whether detected or not.

7. The number of crimes that are cleared up by a detection divided by the total number of recorded offences.

.. Not available.

**Table 4 Detections by offence group and method of detection, 2005/06 to 2010/11**

**Violence against the person**

| Method of detection              | 2005/06          | 2006/07          | 2007/08        | 2008/09        | 2009/10        | 2010/11        |
|----------------------------------|------------------|------------------|----------------|----------------|----------------|----------------|
| <i>Number of detections</i>      |                  |                  |                |                |                |                |
| Charge/summons                   | 259,956          | 254,443          | 245,298        | 247,172        | 240,807        | 240,304        |
| Cautions                         | 125,382          | 155,887          | 154,732        | 131,074        | 110,647        | 97,392         |
| TICs <sup>1</sup>                | 528              | 603              | 546            | 311            | 241            | 194            |
| PNDs <sup>2</sup>                | 63,065           | 74,948           | 66,276         | 47,973         | 35,653         | 27,485         |
| <b>Total sanction detections</b> | <b>448,931</b>   | <b>485,881</b>   | <b>466,852</b> | <b>426,530</b> | <b>387,348</b> | <b>365,375</b> |
| Non-sanction detections          | 119,587          | 45,562           | 282            | 928            | 2,384          | 2,505          |
| <b>All detections</b>            | <b>568,518</b>   | <b>531,443</b>   | <b>467,134</b> | <b>427,458</b> | <b>389,732</b> | <b>367,880</b> |
| <b>Total recorded offences</b>   | <b>1,059,583</b> | <b>1,046,167</b> | <b>961,431</b> | <b>903,477</b> | <b>871,419</b> | <b>821,957</b> |
| <i>Detection rate (%)</i>        |                  |                  |                |                |                |                |
| Charge/summons                   | 25               | 24               | 26             | 27             | 28             | 29             |
| Cautions                         | 12               | 15               | 16             | 15             | 13             | 12             |
| TICs <sup>1</sup>                | 0                | 0                | 0              | 0              | 0              | 0              |
| PNDs <sup>2</sup>                | 6                | 7                | 7              | 5              | 4              | 3              |
| <b>Total sanction detections</b> | <b>42</b>        | <b>46</b>        | <b>49</b>      | <b>47</b>      | <b>44</b>      | <b>44</b>      |
| Non-sanction detections          | 11               | 4                | 0              | 0              | 0              | 0              |
| <b>All detections</b>            | <b>54</b>        | <b>51</b>        | <b>49</b>      | <b>47</b>      | <b>45</b>      | <b>45</b>      |

**Sexual offences**

| Method of detection              | 2005/06       | 2006/07       | 2007/08       | 2008/09       | 2009/10       | 2010/11       |
|----------------------------------|---------------|---------------|---------------|---------------|---------------|---------------|
| <i>Number of detections</i>      |               |               |               |               |               |               |
| Charge/summons                   | 15,453        | 13,863        | 13,136        | 13,254        | 13,689        | 14,103        |
| Cautions                         | 2,872         | 2,985         | 2,972         | 2,743         | 2,455         | 2,264         |
| TICs <sup>1</sup>                | 740           | 172           | 163           | 146           | 82            | 90            |
| PNDs <sup>2</sup>                | 66            | 47            | 19            | 16            | 11            | 8             |
| <b>Total sanction detections</b> | <b>19,131</b> | <b>17,067</b> | <b>16,290</b> | <b>16,159</b> | <b>16,237</b> | <b>16,465</b> |
| Non-sanction detections          | 2,411         | 1,299         | 110           | 86            | 107           | 109           |
| <b>All detections</b>            | <b>21,542</b> | <b>18,366</b> | <b>16,400</b> | <b>16,245</b> | <b>16,344</b> | <b>16,574</b> |
| <b>Total recorded offences</b>   | <b>62,080</b> | <b>57,522</b> | <b>53,566</b> | <b>51,429</b> | <b>54,355</b> | <b>54,982</b> |
| <i>Detection rate (%)</i>        |               |               |               |               |               |               |
| Charge/summons                   | 25            | 24            | 25            | 26            | 25            | 26            |
| Cautions                         | 5             | 5             | 6             | 5             | 5             | 4             |
| TICs <sup>1</sup>                | 1             | 0             | 0             | 0             | 0             | 0             |
| PNDs <sup>2</sup>                | 0             | 0             | 0             | 0             | 0             | 0             |
| <b>Total sanction detections</b> | <b>31</b>     | <b>30</b>     | <b>30</b>     | <b>31</b>     | <b>30</b>     | <b>30</b>     |
| Non-sanction detections          | 4             | 2             | 0             | 0             | 0             | 0             |
| <b>All detections</b>            | <b>35</b>     | <b>32</b>     | <b>31</b>     | <b>32</b>     | <b>30</b>     | <b>30</b>     |

**Table 4 (contd) Detections by offence group and method of detection, 2005/06 to 2010/11**

**Robbery**

| Method of detection              | 2005/06       | 2006/07        | 2007/08       | 2008/09       | 2009/10       | 2010/11       |
|----------------------------------|---------------|----------------|---------------|---------------|---------------|---------------|
| <i>Number of detections</i>      |               |                |               |               |               |               |
| Charge/summons                   | 15,452        | 16,809         | 15,536        | 15,459        | 14,367        | 14,647        |
| Cautions                         | 715           | 807            | 657           | 555           | 393           | 360           |
| TICs <sup>1</sup>                | 921           | 936            | 865           | 802           | 622           | 677           |
| PNDs <sup>2</sup>                | 13            | 1              | 2             | 0             | 0             | 0             |
| <b>Total sanction detections</b> | <b>17,101</b> | <b>18,553</b>  | <b>17,060</b> | <b>16,816</b> | <b>15,382</b> | <b>15,684</b> |
| Non-sanction detections          | 914           | 400            | 51            | 21            | 22            | 13            |
| <b>All detections</b>            | <b>18,015</b> | <b>18,953</b>  | <b>17,111</b> | <b>16,837</b> | <b>15,404</b> | <b>15,697</b> |
| <b>Total recorded offences</b>   | <b>98,198</b> | <b>101,376</b> | <b>84,773</b> | <b>80,130</b> | <b>75,105</b> | <b>76,179</b> |
| <i>Detection rate (%)</i>        |               |                |               |               |               |               |
| Charge/summons                   | 16            | 17             | 18            | 19            | 19            | 19            |
| Cautions                         | 1             | 1              | 1             | 1             | 1             | 0             |
| TICs <sup>1</sup>                | 1             | 1              | 1             | 1             | 1             | 1             |
| PNDs <sup>2</sup>                | 0             | 0              | 0             | 0             | 0             | 0             |
| <b>Total sanction detections</b> | <b>17</b>     | <b>18</b>      | <b>20</b>     | <b>21</b>     | <b>20</b>     | <b>21</b>     |
| Non-sanction detections          | 1             | 0              | 0             | 0             | 0             | 0             |
| <b>All detections</b>            | <b>18</b>     | <b>19</b>      | <b>20</b>     | <b>21</b>     | <b>21</b>     | <b>21</b>     |

**Burglary**

| Method of detection              | 2005/06        | 2006/07        | 2007/08        | 2008/09        | 2009/10        | 2010/11        |
|----------------------------------|----------------|----------------|----------------|----------------|----------------|----------------|
| <i>Number of detections</i>      |                |                |                |                |                |                |
| Charge/summons                   | 42,797         | 40,931         | 38,480         | 38,794         | 36,030         | 38,010         |
| Cautions                         | 5,731          | 6,697          | 5,755          | 4,881          | 3,877          | 3,437          |
| TICs <sup>1</sup>                | 35,220         | 37,005         | 32,689         | 34,153         | 28,855         | 27,901         |
| PNDs <sup>2</sup>                | 102            | 76             | 45             | 20             | 26             | 17             |
| <b>Total sanction detections</b> | <b>83,850</b>  | <b>84,709</b>  | <b>76,969</b>  | <b>77,848</b>  | <b>68,788</b>  | <b>69,365</b>  |
| Non-sanction detections          | 4,242          | 2,347          | 62             | 35             | 63             | 59             |
| <b>All detections</b>            | <b>88,092</b>  | <b>87,056</b>  | <b>77,031</b>  | <b>77,883</b>  | <b>68,851</b>  | <b>69,424</b>  |
| <b>Total recorded offences</b>   | <b>645,068</b> | <b>622,012</b> | <b>583,710</b> | <b>581,584</b> | <b>540,660</b> | <b>522,640</b> |
| <i>Detection rate (%)</i>        |                |                |                |                |                |                |
| Charge/summons                   | 7              | 7              | 7              | 7              | 7              | 7              |
| Cautions                         | 1              | 1              | 1              | 1              | 1              | 1              |
| TICs <sup>1</sup>                | 5              | 6              | 6              | 6              | 5              | 5              |
| PNDs <sup>2</sup>                | 0              | 0              | 0              | 0              | 0              | 0              |
| <b>Total sanction detections</b> | <b>13</b>      | <b>14</b>      | <b>13</b>      | <b>13</b>      | <b>13</b>      | <b>13</b>      |
| Non-sanction detections          | 1              | 0              | 0              | 0              | 0              | 0              |
| <b>All detections</b>            | <b>14</b>      | <b>14</b>      | <b>13</b>      | <b>13</b>      | <b>13</b>      | <b>13</b>      |

**Table 4 (contd) Detections by offence group and method of detection, 2005/06 to 2010/11**

**Offences against vehicles**

| Method of detection              | 2005/06        | 2006/07        | 2007/08        | 2008/09        | 2009/10        | 2010/11        |
|----------------------------------|----------------|----------------|----------------|----------------|----------------|----------------|
| <i>Number of detections</i>      |                |                |                |                |                |                |
| Charge/summons                   | 34,216         | 32,931         | 29,639         | 28,974         | 23,821         | 23,248         |
| Cautions                         | 7,002          | 7,710          | 6,962          | 6,180          | 4,774          | 3,785          |
| TICs <sup>1</sup>                | 36,196         | 39,087         | 34,606         | 31,876         | 23,861         | 22,709         |
| PNDs <sup>2</sup>                | 72             | 68             | 35             | 29             | 18             | 15             |
| <b>Total sanction detections</b> | <b>77,486</b>  | <b>79,796</b>  | <b>71,242</b>  | <b>67,059</b>  | <b>52,474</b>  | <b>49,757</b>  |
| Non-sanction detections          | 4,231          | 2,490          | 15             | 24             | 75             | 47             |
| <b>All detections</b>            | <b>81,717</b>  | <b>82,286</b>  | <b>71,257</b>  | <b>67,083</b>  | <b>52,549</b>  | <b>49,804</b>  |
| <b>Total recorded offences</b>   | <b>792,821</b> | <b>765,015</b> | <b>656,453</b> | <b>591,853</b> | <b>494,894</b> | <b>449,681</b> |
| <i>Detection rate (%)</i>        |                |                |                |                |                |                |
| Charge/summons                   | 4              | 4              | 5              | 5              | 5              | 5              |
| Cautions                         | 1              | 1              | 1              | 1              | 1              | 1              |
| TICs <sup>1</sup>                | 5              | 5              | 5              | 5              | 5              | 5              |
| PNDs <sup>2</sup>                | 0              | 0              | 0              | 0              | 0              | 0              |
| <b>Total sanction detections</b> | <b>10</b>      | <b>10</b>      | <b>11</b>      | <b>11</b>      | <b>11</b>      | <b>11</b>      |
| Non-sanction detections          | 1              | 0              | 0              | 0              | 0              | 0              |
| <b>All detections</b>            | <b>10</b>      | <b>11</b>      | <b>11</b>      | <b>11</b>      | <b>11</b>      | <b>11</b>      |

**Other theft offences**

| Method of detection              | 2005/06          | 2006/07          | 2007/08          | 2008/09          | 2009/10          | 2010/11          |
|----------------------------------|------------------|------------------|------------------|------------------|------------------|------------------|
| <i>Number of detections</i>      |                  |                  |                  |                  |                  |                  |
| Charge/summons                   | 142,583          | 132,620          | 134,374          | 147,202          | 137,791          | 145,041          |
| Cautions                         | 63,077           | 66,936           | 64,810           | 60,277           | 53,302           | 44,302           |
| TICs <sup>1</sup>                | 19,275           | 20,782           | 19,238           | 19,390           | 15,785           | 14,985           |
| PNDs <sup>2</sup>                | 26,062           | 40,593           | 43,098           | 45,796           | 44,238           | 37,643           |
| <b>Total sanction detections</b> | <b>250,997</b>   | <b>260,931</b>   | <b>261,520</b>   | <b>272,665</b>   | <b>251,116</b>   | <b>241,971</b>   |
| Non-sanction detections          | 21,438           | 10,018           | 111              | 1,086            | 2,511            | 2,603            |
| <b>All detections</b>            | <b>272,435</b>   | <b>270,949</b>   | <b>261,631</b>   | <b>273,751</b>   | <b>253,627</b>   | <b>244,574</b>   |
| <b>Total recorded offences</b>   | <b>1,226,192</b> | <b>1,180,802</b> | <b>1,121,186</b> | <b>1,080,003</b> | <b>1,037,325</b> | <b>1,078,727</b> |
| <i>Detection rate (%)</i>        |                  |                  |                  |                  |                  |                  |
| Charge/summons                   | 12               | 11               | 12               | 14               | 13               | 13               |
| Cautions                         | 5                | 6                | 6                | 6                | 5                | 4                |
| TICs <sup>1</sup>                | 2                | 2                | 2                | 2                | 2                | 1                |
| PNDs <sup>2</sup>                | 2                | 3                | 4                | 4                | 4                | 3                |
| <b>Total sanction detections</b> | <b>20</b>        | <b>22</b>        | <b>23</b>        | <b>25</b>        | <b>24</b>        | <b>22</b>        |
| Non-sanction detections          | 2                | 1                | 0                | 0                | 0                | 0                |
| <b>All detections</b>            | <b>22</b>        | <b>23</b>        | <b>23</b>        | <b>25</b>        | <b>24</b>        | <b>23</b>        |



**Table 4 (contd) Detections by offence group and method of detection, 2005/06 to 2010/11**

**Fraud and forgery**

| Method of detection              | 2005/06        | 2006/07        | 2007/08        | 2008/09        | 2009/10        | 2010/11        |
|----------------------------------|----------------|----------------|----------------|----------------|----------------|----------------|
| <i>Number of detections</i>      |                |                |                |                |                |                |
| Charge/summons                   | 36,952         | 29,972         | 26,314         | 27,429         | 23,724         | 23,708         |
| Cautions                         | 9,727          | 10,405         | 10,639         | 9,173          | 7,622          | 6,636          |
| TICs <sup>1</sup>                | 17,087         | 13,523         | 10,784         | 8,531          | 5,563          | 4,168          |
| PNDs <sup>2</sup>                | 172            | 166            | 75             | 108            | 131            | 84             |
| <b>Total sanction detections</b> | <b>63,938</b>  | <b>54,066</b>  | <b>47,812</b>  | <b>45,241</b>  | <b>37,040</b>  | <b>34,596</b>  |
| Non-sanction detections          | 3,775          | 1,836          | 27             | 77             | 126            | 190            |
| <b>All detections</b>            | <b>67,713</b>  | <b>55,902</b>  | <b>47,839</b>  | <b>45,318</b>  | <b>37,166</b>  | <b>34,786</b>  |
| <b>Total recorded offences</b>   | <b>232,774</b> | <b>199,652</b> | <b>155,439</b> | <b>163,159</b> | <b>152,241</b> | <b>145,841</b> |
| <i>Detection rate (%)</i>        |                |                |                |                |                |                |
| Charge/summons                   | 16             | 15             | 17             | 17             | 16             | 16             |
| Cautions                         | 4              | 5              | 7              | 6              | 5              | 5              |
| TICs <sup>1</sup>                | 7              | 7              | 7              | 5              | 4              | 3              |
| PNDs <sup>2</sup>                | 0              | 0              | 0              | 0              | 0              | 0              |
| <b>Total sanction detections</b> | <b>27</b>      | <b>27</b>      | <b>31</b>      | <b>28</b>      | <b>24</b>      | <b>24</b>      |
| Non-sanction detections          | 2              | 1              | 0              | 0              | 0              | 0              |
| <b>All detections</b>            | <b>29</b>      | <b>28</b>      | <b>31</b>      | <b>28</b>      | <b>24</b>      | <b>24</b>      |

**Criminal damage**

| Method of detection              | 2005/06          | 2006/07          | 2007/08          | 2008/09        | 2009/10        | 2010/11        |
|----------------------------------|------------------|------------------|------------------|----------------|----------------|----------------|
| <i>Number of detections</i>      |                  |                  |                  |                |                |                |
| Charge/summons                   | 75,544           | 72,189           | 66,687           | 65,404         | 59,533         | 57,927         |
| Cautions                         | 47,782           | 55,850           | 54,889           | 46,509         | 35,663         | 28,813         |
| TICs <sup>1</sup>                | 6,961            | 8,693            | 7,671            | 6,374          | 4,251          | 3,446          |
| PNDs <sup>2</sup>                | 14,618           | 22,485           | 18,814           | 13,097         | 9,027          | 6,044          |
| <b>Total sanction detections</b> | <b>144,905</b>   | <b>159,217</b>   | <b>148,061</b>   | <b>131,384</b> | <b>108,474</b> | <b>96,230</b>  |
| Non-sanction detections          | 28,717           | 13,157           | 92               | 576            | 1,304          | 1,212          |
| <b>All detections</b>            | <b>173,622</b>   | <b>172,374</b>   | <b>148,153</b>   | <b>131,960</b> | <b>109,778</b> | <b>97,442</b>  |
| <b>Total recorded offences</b>   | <b>1,184,349</b> | <b>1,185,040</b> | <b>1,036,356</b> | <b>936,361</b> | <b>806,647</b> | <b>701,003</b> |
| <i>Detection rate (%)</i>        |                  |                  |                  |                |                |                |
| Charge/summons                   | 6                | 6                | 6                | 7              | 7              | 8              |
| Cautions                         | 4                | 5                | 5                | 5              | 4              | 4              |
| TICs <sup>1</sup>                | 1                | 1                | 1                | 1              | 1              | 0              |
| PNDs <sup>2</sup>                | 1                | 2                | 2                | 1              | 1              | 1              |
| <b>Total sanction detections</b> | <b>12</b>        | <b>13</b>        | <b>14</b>        | <b>14</b>      | <b>13</b>      | <b>14</b>      |
| Non-sanction detections          | 2                | 1                | 0                | 0              | 0              | 0              |
| <b>All detections</b>            | <b>15</b>        | <b>15</b>        | <b>14</b>        | <b>14</b>      | <b>14</b>      | <b>14</b>      |

**Table 4 (contd) Detections by offence group and method of detection, 2005/06 to 2010/11**

**Drug offences**

| Method of detection              | 2005/06        | 2006/07        | 2007/08        | 2008/09        | 2009/10        | 2010/11        |
|----------------------------------|----------------|----------------|----------------|----------------|----------------|----------------|
| <i>Number of detections</i>      |                |                |                |                |                |                |
| Charge/summons                   | 59,506         | 58,832         | 65,153         | 72,967         | 76,637         | 79,211         |
| Cautions                         | 41,550         | 41,647         | 48,013         | 49,418         | 43,534         | 42,690         |
| TICs <sup>1</sup>                | 336            | 399            | 429            | 262            | 210            | 141            |
| PNDs <sup>2</sup>                | 446            | 396            | 358            | 1,037          | 13,490         | 14,570         |
| Cannabis Warnings                | 62,586         | 80,653         | 103,804        | 107,241        | 87,333         | 80,658         |
| <b>Total sanction detections</b> | <b>164,424</b> | <b>181,927</b> | <b>217,757</b> | <b>230,925</b> | <b>221,204</b> | <b>217,270</b> |
| Non-sanction detections          | 5,938          | 3,180          | 50             | 41             | 182            | 132            |
| <b>All detections</b>            | <b>170,362</b> | <b>185,107</b> | <b>217,807</b> | <b>230,966</b> | <b>221,386</b> | <b>217,402</b> |
| <b>Total recorded offences</b>   | <b>178,479</b> | <b>194,233</b> | <b>229,913</b> | <b>243,536</b> | <b>235,596</b> | <b>232,216</b> |
| <i>Detection rate (%)</i>        |                |                |                |                |                |                |
| Charge/summons                   | 33             | 30             | 28             | 30             | 33             | 34             |
| Cautions                         | 23             | 21             | 21             | 20             | 18             | 18             |
| TICs <sup>1</sup>                | 0              | 0              | 0              | 0              | 0              | 0              |
| PNDs <sup>2</sup>                | 0              | 0              | 0              | 0              | 6              | 6              |
| Cannabis Warnings <sup>3</sup>   | 35             | 42             | 45             | 44             | 37             | 35             |
| <b>Total sanction detections</b> | <b>92</b>      | <b>94</b>      | <b>95</b>      | <b>95</b>      | <b>94</b>      | <b>94</b>      |
| Non-sanction detections          | 3              | 2              | 0              | 0              | 0              | 0              |
| <b>All detections</b>            | <b>95</b>      | <b>95</b>      | <b>95</b>      | <b>95</b>      | <b>94</b>      | <b>94</b>      |

**Other offences**

| Method of detection              | 2005/06       | 2006/07       | 2007/08       | 2008/09       | 2009/10       | 2010/11       |
|----------------------------------|---------------|---------------|---------------|---------------|---------------|---------------|
| <i>Number of detections</i>      |               |               |               |               |               |               |
| Charge/summons                   | 42,916        | 41,218        | 39,690        | 41,809        | 40,547        | 38,891        |
| Cautions                         | 7,096         | 8,974         | 8,866         | 8,351         | 7,465         | 7,091         |
| TICs <sup>1</sup>                | 315           | 217           | 183           | 201           | 127           | 146           |
| PNDs <sup>2</sup>                | 1,079         | 955           | 296           | 229           | 177           | 210           |
| <b>Total sanction detections</b> | <b>51,406</b> | <b>51,364</b> | <b>49,035</b> | <b>50,590</b> | <b>48,316</b> | <b>46,338</b> |
| Non-sanction detections          | 2,556         | 1,615         | 65            | 32            | 60            | 64            |
| <b>All detections</b>            | <b>53,962</b> | <b>52,979</b> | <b>49,100</b> | <b>50,622</b> | <b>48,376</b> | <b>46,402</b> |
| <b>Total recorded offences</b>   | <b>75,628</b> | <b>75,739</b> | <b>69,449</b> | <b>71,166</b> | <b>70,130</b> | <b>66,871</b> |
| <i>Detection rate (%)</i>        |               |               |               |               |               |               |
| Charge/summons                   | 57            | 54            | 57            | 59            | 58            | 58            |
| Cautions                         | 9             | 12            | 13            | 12            | 11            | 11            |
| TICs <sup>1</sup>                | 0             | 0             | 0             | 0             | 0             | 0             |
| PNDs <sup>2</sup>                | 1             | 1             | 0             | 0             | 0             | 0             |
| <b>Total sanction detections</b> | <b>68</b>     | <b>68</b>     | <b>71</b>     | <b>71</b>     | <b>69</b>     | <b>69</b>     |
| Non-sanction detections          | 3             | 2             | 0             | 0             | 0             | 0             |
| <b>All detections</b>            | <b>71</b>     | <b>70</b>     | <b>71</b>     | <b>71</b>     | <b>69</b>     | <b>69</b>     |

**Table 4 (contd) Detections by offence group and method of detection, 2005/06 to 2010/11**

**Total offences**

| Method of detection              | 2005/06          | 2006/07          | 2007/08          | 2008/09          | 2009/10          | 2010/11          |
|----------------------------------|------------------|------------------|------------------|------------------|------------------|------------------|
| <i>Number of detections</i>      |                  |                  |                  |                  |                  |                  |
| Charge/summons                   | 725,375          | 693,808          | 674,307          | 698,464          | 666,946          | 675,090          |
| Cautions                         | 310,934          | 357,898          | 358,295          | 319,161          | 269,732          | 236,770          |
| TICs <sup>1</sup>                | 117,579          | 121,417          | 107,174          | 102,046          | 79,597           | 74,457           |
| PNDs <sup>2</sup>                | 105,695          | 139,735          | 129,018          | 108,305          | 102,771          | 86,076           |
| Cannabis Warnings                | 62,586           | 80,653           | 103,804          | 107,241          | 87,333           | 80,658           |
| <b>Total sanction detections</b> | <b>1,322,169</b> | <b>1,393,511</b> | <b>1,372,598</b> | <b>1,335,217</b> | <b>1,206,379</b> | <b>1,153,051</b> |
| Non-sanction detections          | 193,809          | 81,904           | 865              | 2,906            | 6,834            | 6,934            |
| <b>All detections</b>            | <b>1,515,978</b> | <b>1,475,415</b> | <b>1,373,463</b> | <b>1,338,123</b> | <b>1,213,213</b> | <b>1,159,985</b> |
| <b>Total recorded offences</b>   | <b>5,555,172</b> | <b>5,427,558</b> | <b>4,952,276</b> | <b>4,702,698</b> | <b>4,338,372</b> | <b>4,150,097</b> |
| <i>Detection rate (%)</i>        |                  |                  |                  |                  |                  |                  |
| Charge/summons                   | 13.1             | 12.8             | 13.6             | 14.9             | 15.4             | 16.3             |
| Cautions                         | 5.6              | 6.6              | 7.2              | 6.8              | 6.2              | 5.7              |
| TICs <sup>1</sup>                | 2.1              | 2.2              | 2.2              | 2.2              | 1.8              | 1.8              |
| PNDs <sup>2</sup>                | 1.9              | 2.6              | 2.6              | 2.3              | 2.4              | 2.1              |
| Cannabis Warnings <sup>3</sup>   | 1.1              | 1.5              | 2.1              | 2.3              | 2.0              | 1.9              |
| <b>Total sanction detections</b> | <b>23.8</b>      | <b>25.7</b>      | <b>27.7</b>      | <b>28.4</b>      | <b>27.8</b>      | <b>27.8</b>      |
| Non-sanction detections          | 3.5              | 1.5              | 0.0              | 0.1              | 0.2              | 0.2              |
| <b>All detections</b>            | <b>27.3</b>      | <b>27.2</b>      | <b>27.7</b>      | <b>28.5</b>      | <b>28.0</b>      | <b>28.0</b>      |

1. Offences asked to be taken into consideration by a court.

2. Penalty Notices for Disorder (formerly known as fixed penalty notices) were introduced in several forces in 2003/04 and nationally in 2004/05.

3. Cannabis Warnings for possession of cannabis were introduced in 2004/05. Since 26 January 2009, Penalty Notices for Disorder (PNDs) can also be given for an offence of cannabis possession. Up to the end of March 2009 such PNDs were counted in the same category as Cannabis Warnings.

## Notes

---

Detected crimes are those that have been 'cleared up' by the police. Not every case where the police know, or think they know, who committed a crime can be counted as a detection and some crimes are counted as detected although the victim might not be satisfied with the outcome.

The police may use one of several methods to count a crime as detected and they fall into two categories.

'**Sanction detections**' include offences that are cleared up through a formal sanction, i.e. when an offender has:

- been charged or summonsed;
- been cautioned, reprimanded or given a final warning;
- had an offence taken into consideration;
- received a Penalty Notice for Disorder; or
- received a warning for cannabis possession (those aged 18 and over who are caught in simple possession of cannabis can be eligible for such a warning).

Not all sanction detections will necessarily result in a subsequent conviction. In cases detected by 'charge/summons', the Crown Prosecution Service may not take forward proceedings or the offender might be found not guilty at court.

'**Non-sanction detections**' comprise those where the offence was counted as cleared up but no further action was taken. From 1 April 2007 non-sanction detections can only be claimed for 'indictable-only' offences (those offences that must be tried in a Crown Court) where a Crown Prosecutor is satisfied there is enough evidence to provide a realistic prospect of conviction but has decided not to proceed with the case, or where the case cannot proceed because the offender has died.

The figures for non-sanction detections from 2008/09 also include figures for Youth Restorative Disposals (YRDs) that were piloted across eight police forces. YRDs allow officers to deal with low-level crime and neighbourhood disorder where it is not considered in the public interest to prosecute. The disposal may be offered to young people aged 10 to 17 years inclusive. The process involves a meeting between the offender and the victim, an apology, and may also include additional action to right the wrong caused (for example, a form of community payback).

With effect from 1 April 2011, police forces may submit to the Home Office the number of offences resolved by means of Restorative Justice. This is currently on a voluntary basis but these figures will feature as non-sanction detections in future bulletins.

Detection rates can be affected by a number of factors (see Section 3 of the [User Guide](#) for more information). Care must also be taken when comparing detection data with convictions data published by the Ministry of Justice. The former counts crime while the latter counts individual offenders and there are differences in offence classifications and the criteria used to determine an offence between the two sets of statistics (see Section 3 of the [User Guide](#)).

Further information on counting detections can be found in Section H of the General Counting Rules, which can be accessed at:

<http://www.homeoffice.gov.uk/publications/science-research-statistics/research-statistics/crime-research/counting-rules/count-general>

# Bibliography

---

**Chaplin, R., Flatley, J. and Smith, K. (eds)** (2011) *Crime in England and Wales 2010/11: Findings from the British Crime Survey and police recorded crime*. Home Office Statistical Bulletin 10/11. London: Home Office.  
<<http://www.homeoffice.gov.uk/publications/science-research-statistics/research-statistics/crime-research/hosb1011/>>

**Home Office** (2011) *User Guide to Home Office Crime Statistics*. London: Home Office.  
<[www.homeoffice.gov.uk/publications/science-research-statistics/research-statistics/crime-research/user-guide-crime-statistics/](http://www.homeoffice.gov.uk/publications/science-research-statistics/research-statistics/crime-research/user-guide-crime-statistics/)>

**UK Statistics Authority** (2011) *Assessment Report 102*.  
<<http://www.statisticsauthority.gov.uk/assessment/assessment/assessment-reports/assessment-report-102---crime-statistics-in-england-and-wales.pdf>>