



British Citizenship Statistics United Kingdom, 2009

09/10

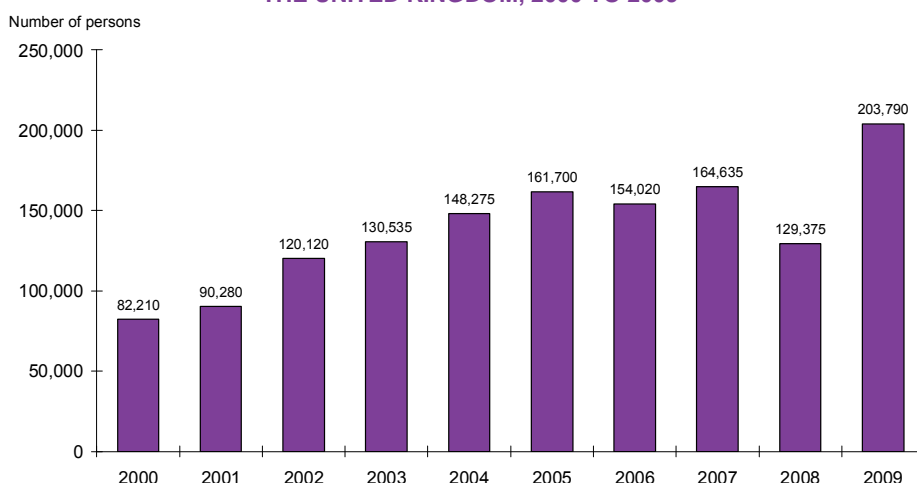
Philip Danzelman

27 May 2010

Main Points:

- Applications for British citizenship increased by 24 per cent in 2009 to 193,810.
- The total number of decisions made in 2009 rose by 55 per cent to 214,040. The number of decisions made, including grants and refusals in 2009 has recovered from the comparatively low level in 2008 when staff resources were temporarily transferred from decision-making to deal with administration of new applications.
- The number of persons granted British citizenship rose by 58 per cent to 203,790 in 2009.
- The main nationalities granted British citizenship were Indian, Pakistani, Bangladeshi and Philippine.
- 49 per cent of grants (99,475) were on the basis of residence, 26 per cent (52,625) marriage and 23 per cent (47,815) minor children.
- Refusals, withdrawals and applicants found to be already British made up 5 per cent of all decisions (10,250) in 2009.
- The number of persons attending a British citizenship ceremony increased by 62 per cent to 149,465 in 2009.
- 43 per cent of ceremonies (63,585) were held within Greater London

Figure 1 GRANTS OF BRITISH CITIZENSHIP IN THE UNITED KINGDOM, 2000 TO 2009



The Research, Development and Statistics Directorate exists to improve policy making, decision taking and practice in support of the Home Office purpose and aims, to provide the public and Parliament with information necessary for informed debate and to publish information for future use.

Statistical Bulletins are prepared by staff in Home Office Statistics under the National Statistics Code of Practice and can be downloaded from both the UK Statistics Authority website and the Home Office Research, Development and Statistics website:

www.statistics.gov.uk
www.homeoffice.gov.uk/rds

INTRODUCTION

This bulletin is the latest in a series beginning in 1984, prior to which statistics of grants of British citizenship were published in the form of annual Command Papers, the first of which reported data for 1962. This bulletin presents data for 2009, the latest annual series available. Information is provided in the form of this published bulletin and further supplementary web tables which are available at: <http://www.homeoffice.gov.uk/rds/immigration-asylum-stats.html>.

The British Nationality Act 1981 came into force on 1 January 1983 and replaced citizenship of the United Kingdom and Colonies with three separate citizenships, statistics on which are shown in the tables indicated below:

- British citizenship, for people closely connected with the United Kingdom, the Channel Islands and the Isle of Man (Tables 1-4);
- British overseas territories citizenship, for people connected with the British overseas territories (Table 5);
- British Overseas citizenship, for those citizens of the United Kingdom and Colonies without connections with either the United Kingdom or the British overseas territories (Table 5).

The Nationality, Immigration and Asylum Act 2002 amended the British Nationality Act 1981 and requires all successful applicants for British citizenship who are aged 18 or above to take an oath and pledge at a citizenship ceremony, unless exempted by the Home Secretary. The ceremony is organised by County Councils and Local Authorities within the United Kingdom and Gibraltar (Table 8)

Further information explaining the position from 1 January 1983 under the 1981 Act, and explaining some changes made by the British Overseas Territories Act 2002 is at: <http://www.ind.homeoffice.gov.uk/policyandlaw/guidance/nationalityinstructions/>

Data are extracted from the UK Border Agency administrative database, after caseworkers have entered data relating to the applications and decisions.

Figures for 2009 shown in this publication are provisional and subject to change.

What's new

This bulletin includes, for the first time, figures of the number of persons renouncing their British citizenship since 2002.

Also new to this year's publication are a range of tables, supplied in a supplementary group in Excel format, providing summary data as far back as is currently feasible. This includes grants of British citizenship from 1962 to 2009; applications and refusals from 1987 to 2009 and grants by previous nationality from 1983 to 2009.

Forthcoming publications

Provisional information on the statistics included in this bulletin are published on a quarterly basis in the 'Control of Immigration: Quarterly Statistical Summary, United Kingdom' bulletin.

The dates of forthcoming publications are pre-announced and can be found via the United Kingdom National Statistics Publication Hub: <http://www.statistics.gov.uk/hub/index.html>.

Further information

This publication has been prepared by the Home Office Statistics, part of the Science and Research group. Enquiries on this publication should be addressed to Migration Statistics, Green Park House, 2nd floor, 29 Wellesley Road, Croydon, CR0 2AJ (Tel: 020 8760 8274).

Press enquiries should be made to the Home Office Press Office, Peel Building, 2 Marsham Street, London, SW1P 4DF (Tel: 020 7035 4381).

Acknowledgements

Thanks to the following for their time and assistance with this publication: Ann Barber; Barry Bardwell-Snow; Richard Cheeseman; Patrick Collier; Jenny Croucher; Jill Dudley; Neil Griffith; Claire Howell; John Mensah; Sarah Telford; Mahesh Trivedi and Jane Whitehead.

This statistical bulletin is a National Statistics output produced to the highest professional standards and free from political interference. It has been produced by statisticians working in the Home Office Statistics Unit. The governance arrangements in the Home Office for statistics were strengthened on 1 April 2008 to place the statistical teams under the direct line management of a Chief Statistician, who reports to the National Statistician with respect to all professional statistical matters.

CONTENTS

| | |
|--|----|
| Conventions used in figures and tables | 5 |
| List of figures and tables | 6 |
| Summary flowchart – British citizenship | 8 |
| Commentary | |
| Applications Received | 9 |
| Grants and Refusals..... | 9 |
| Basis of Grant | 10 |
| Previous Nationality..... | 10 |
| Grants by Age/Sex | 12 |
| Other Grants of British citizenship | 12 |
| Renunciation of British citizenship..... | 12 |
| Reasons for Refusal..... | 13 |
| British citizenship Ceremonies..... | 14 |
| Tables | 15 |
| Explanatory notes and definitions | 22 |

CONVENTIONS USED IN FIGURES AND TABLES

Despite the care which is taken in collecting and collating all the information obtained, the figures are subject to the inaccuracies inherent in any large recording system and are not necessarily accurate to the last digit.

Most data have been rounded to the nearest 5, unless stated otherwise, to protect statistical confidentiality, and to indicate that data are not necessarily accurate to the nearest one.

The following symbols have been used in the tables:

| | |
|----|--|
| — | nil |
| * | 1 or 2 (used in tables where other figures have been rounded to the nearest 5) |
| .. | not available |
| : | not applicable |

Data in some of the tables in this bulletin may not sum to the totals shown because they have been rounded independently.

Percentages

Percentages are generally given to the nearest percentage point.

Revisions to data

All the 2009 statistics produced on an annual basis are provisional and subject to change. On occasion data may be revised in the 2010 annual bulletin. It is not possible to evaluate whether the revisions will be upward or downward; but the reasons for revisions are likely to include:

- late reporting of cases – a small proportion of cases are not included when the statistics are calculated for the annual publication;
- the results of data cleansing exercises (data identified that cannot be included when the statistics are calculated for the annual publication because of missing or invalid values, the identification of duplicates in the data); and
- reconciliations with alternative sources of data which will identify cases not yet included in the statistics.

FIGURES AND TABLES BY TOPIC

Applications Received

| | | |
|-----------|--|----------------------|
| Figure 2: | All applications received in the United Kingdom for British citizenship and other case types, 2000 to 2009 | 9 |
| Table 1: | Applications for British citizenship received and decided in the United Kingdom, 2000 to 2009..... | 15 |
| Table A: | Applications and decisions summary; British citizenship in the United Kingdom, 1962 to 2009..... | Supplementary tables |

Grants and Refusals

| | | |
|-----------|--|----------------------|
| Figure 1: | Grants of British citizenship in the United Kingdom, 2000 to 2009 | Cover |
| Table 1: | Applications for British citizenship received and decided in the United Kingdom, 2000 to 2009..... | 15 |
| Table A: | Applications and decisions summary; British citizenship in the United Kingdom, 1962 to 2009..... | Supplementary tables |

Basis of Grant

| | | |
|-----------|---|----------------------|
| Figure 3: | Grants of British citizenship in the United Kingdom, by basis of grant, 2000 to 2009 | 10 |
| Table 2: | Grants of British citizenship in the United Kingdom by basis of grant, 2000 to 2009 | 16 |
| Table A: | Applications and decisions summary; British citizenship in the United Kingdom, 1962 to 2009..... | Supplementary tables |
| Table B: | Grants of British citizenship in the United Kingdom in 2009 by country of previous nationality, type and category of grant..... | Supplementary tables |

Previous Nationality

| | | |
|-----------|---|----------------------|
| Figure 4: | Grants of British citizenship in the United Kingdom in 2009 by previous nationality grouped by region | 11 |
| Table B1: | Grants of British citizenship in the United Kingdom: top 10 previous nationalities, 2009 | 11 |
| Table 3: | Grants of British citizenship in the United Kingdom by previous nationality grouped by geographic region, 2000 to 2009 | 17 |
| Table B: | Grants of British citizenship in the United Kingdom in 2009 by country of previous nationality, type and category of grant..... | Supplementary tables |

| | | |
|----------|--|----------------------|
| Table C: | Persons granted British citizenship in the United Kingdom by country of previous nationality, 1983 to 2009 | Supplementary tables |
|----------|--|----------------------|

Grants by Age/Sex

| | | |
|-----------|--|----|
| Figure 5: | Grants of British citizenship in the United Kingdom in 2009, by age..... | 12 |
| Table 4: | Grants of British citizenship in the United Kingdom by age, sex and geographic region of previous nationality, 2009..... | 18 |

Other Grants of British citizenship

| | | |
|----------|--|----------------------|
| Table 5: | Other grants of British citizenship by type of citizenship, 2000 to 2009 | 19 |
| Table D: | Other grants of British citizenship by type of citizenship, 1962 to 2009 | Supplementary tables |

Renunciation of British citizenship

| | | |
|----------|--|----|
| Table 6: | Renunciations of British citizenship in the United Kingdom, 2002 to 2009 | 19 |
|----------|--|----|

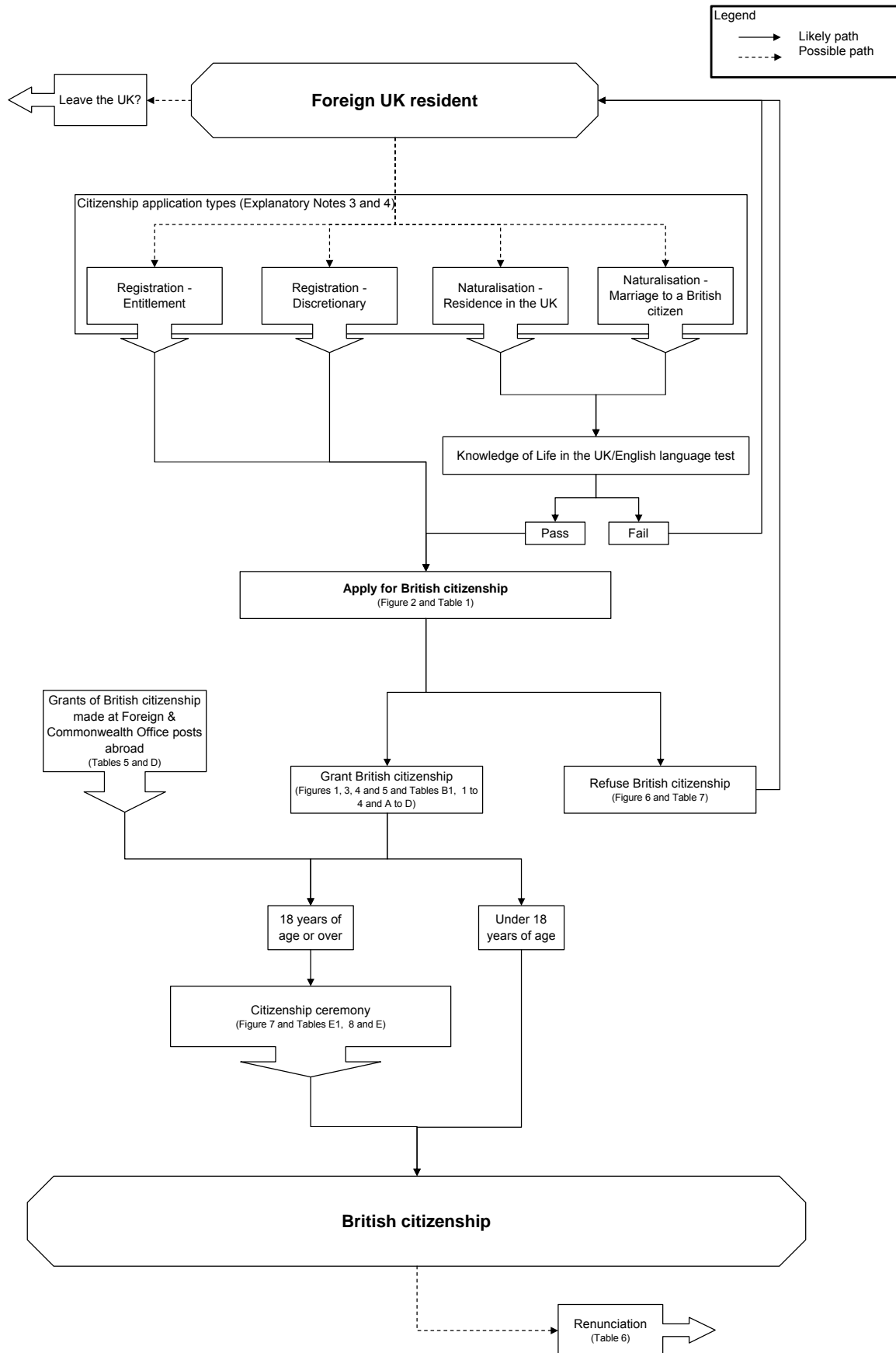
Reasons for Refusal

| | | |
|-----------|--|----|
| Figure 6: | Reasons for refusal of British citizenship 2009, by type of refusal | 13 |
| Table 7: | Reasons for refusal of British citizenship by type of refusal and other outcomes, 2002 to 2009 | 20 |

British citizenship Ceremonies

| | | |
|-----------|--|----------------------|
| Figure 7: | Persons attending British citizenship ceremonies in 2009, by region of the United Kingdom..... | 14 |
| Table E1: | Persons attending a British citizenship ceremony: top 10 authorities, 2009 | 14 |
| Table 8: | Persons attending a British citizenship ceremony by region of the United Kingdom, 2004 to 2009 | 21 |
| Table E: | Persons attending a British citizenship ceremony by region and authority, 2004 to 2009 | Supplementary tables |

Summary flowchart - British citizenship



COMMENTARY

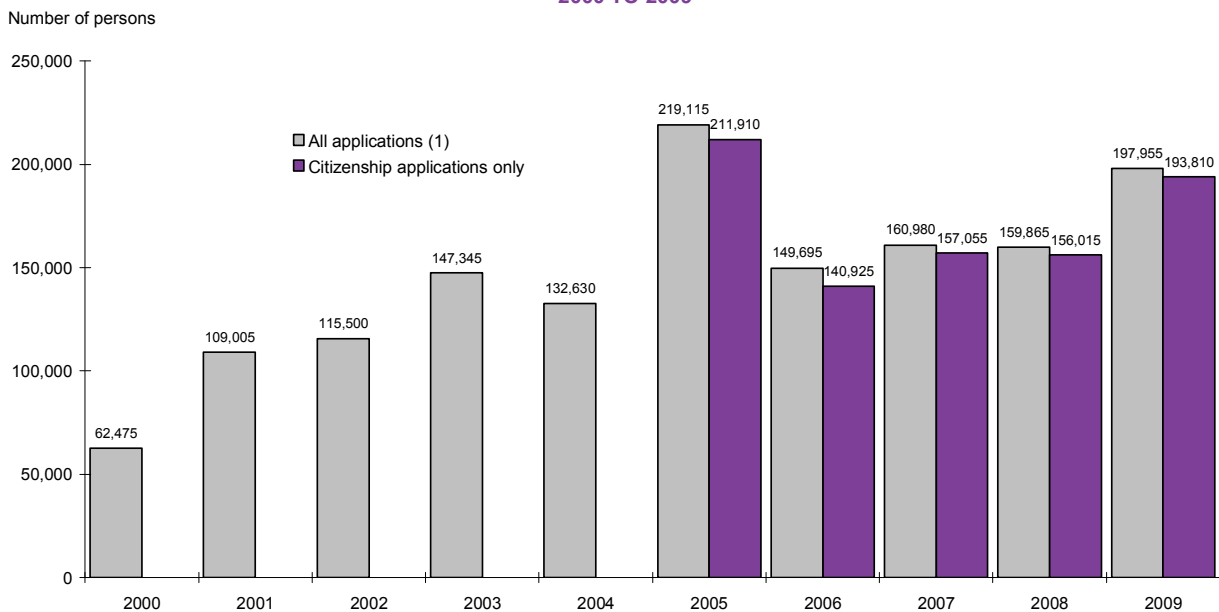
Applications Received (Table 1 and supplementary Table A)

The number of applications received for British citizenship in 2009 was 193,810 – a increase of 24 per cent compared to the previous year when 156,015 applications were received. Total applications received in 2009 are the 3rd highest recorded since data became available in 1987, exceeded only by 2005 and 1987. The exceptionally high figure of 294,445 in 1987 reflected large numbers of applications received under transitional provisions of the British Nationality Act 1981.

The increase in applications for British citizenship since 2001 may partly reflect increased grants of settlement to non EEA nationals since 2000. After a period of residence¹ those granted settlement, become eligible to apply for citizenship. New provisions for registration as a British citizen, introduced in the Nationality, Immigration and Asylum Act 2002², may also have contributed to the increase.

Figure 2

ALL APPLICATIONS RECEIVED IN THE UNITED KINGDOM FOR BRITISH CITIZENSHIP AND OTHER CASE TYPES (1) 2000 TO 2009



(1) Includes applications for Right of Abode in the United Kingdom and other case types not reported in this bulletin. See Explanatory notes and definitions paragraph 10.

Grants and Refusals (Table 1 and supplementary Table A)

The total number of decisions made in 2009 rose by 55 per cent to 214,040 from 138,465 in 2008. The number of decisions made in 2009 has recovered from the comparatively low level in 2008 when staff resources were temporarily transferred from decision-making to deal with administration of new applications.

The number of persons granted British citizenship in 2009 was 203,790, a rise of 58 per cent on the previous year's figure of 129,375. Grants of British citizenship in the United Kingdom for 2009 are the highest since data was first published in 1962.

¹ See Explanatory notes and definitions paragraph 3 s.6(1) and s.6(2).

² See Explanatory notes and definitions paragraph 14.

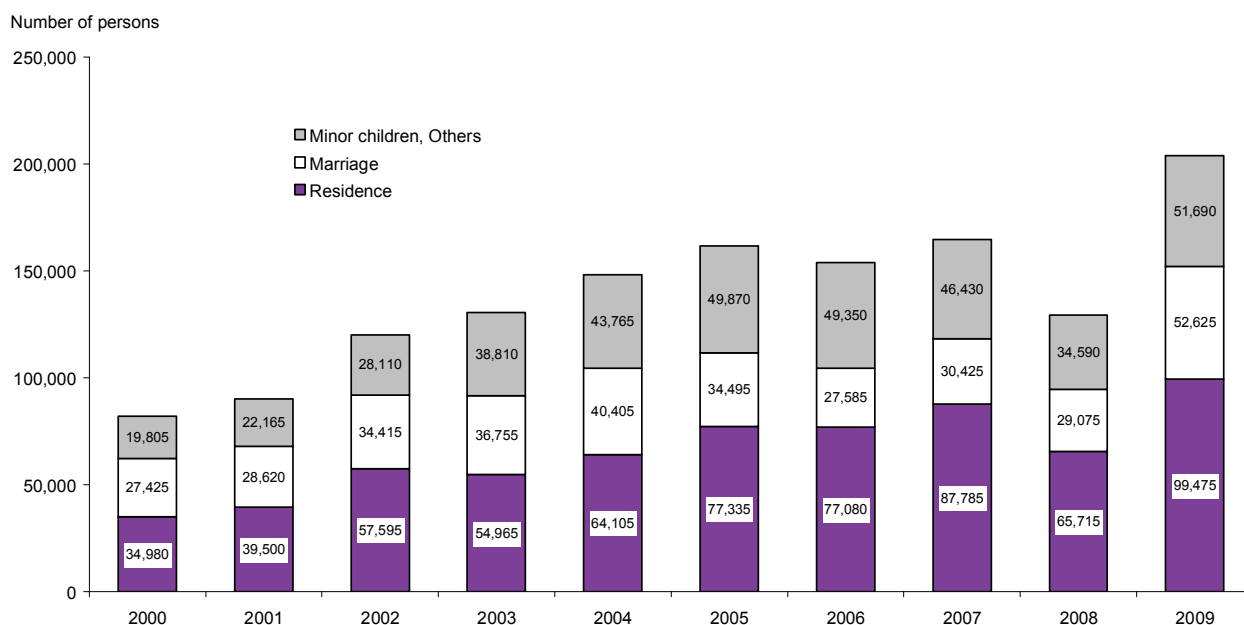
In 2009 10,250 applications for British citizenship were refused, withdrawn or found to be already British, an increase of 13 per cent compared to 2008 (9,085). Refusals, withdrawals and applicants found to be already British made up 5 per cent of all decisions in 2009, 2 percentage points less than in 2008. The proportion of refusals and withdrawals has fallen from a peak in 1992 of 18 per cent (9,255), reflecting the introduction of application checking services leading to fewer incomplete or inappropriate requests.

Basis of Grant (Table 2 and supplementary Table A and B)

Residence in the United Kingdom continued to be the most frequent basis on which persons were granted British citizenship in 2009. The number of such grants was 99,475, 49 per cent of the total. The number of grants to persons on the basis of marriage to a British citizen was 52,625, 26 per cent of the total. The proportion based on residence (99,475) fell by 2 percentage points from the previous year, whilst that based on marriage (52,625) increased by 4 percentage points. Most of the remaining grants in 2009 (51,690) were to minor children³ which accounted for 23 per cent of the total.

Figure 3

GRANTS OF BRITISH CITIZENSHIP IN THE UNITED KINGDOM, BY BASIS OF GRANT, 2000 TO 2009



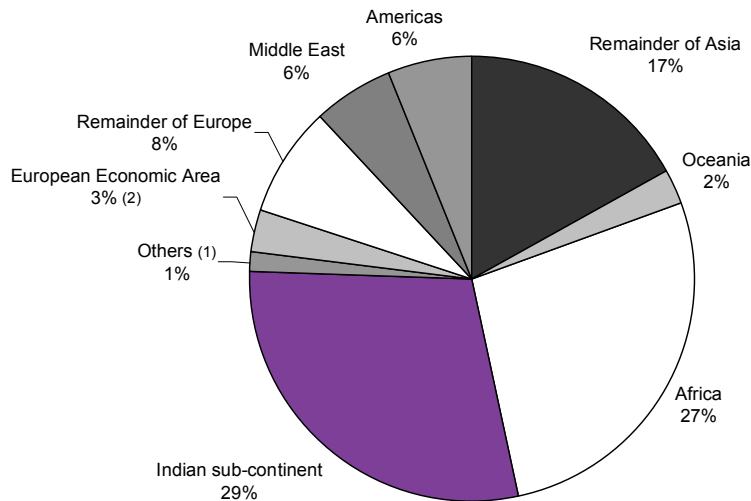
Previous Nationality (Table 3 and supplementary Table B and C)

Persons whose previous nationality was from countries in the Indian sub-continent constituted the largest single regional group with 29 per cent (59,520) of all grants in 2009, up 10 percentage points compared 2008. Africa accounted for 27 per cent (55,235) of grants, 5 percentage points less than 2008, and people from the Remainder of Asia 17 per cent (34,900). Grants made to people from the Remainder of Europe (i.e. outside the European Economic Area) were 8 per cent (15,955) of the total while the Americas and the Middle East accounted for 6 per cent each (12,880 and 11,615 respectively).

³ Children under the age of 18

Figure 4

**GRANTS OF BRITISH CITIZENSHIP IN THE UNITED KINGDOM IN 2009 BY PREVIOUS NATIONALITY GROUPED BY REGION
(Total number of persons 203,790)**



(1) Includes British Overseas Territories citizens (except from Gibraltar) and British Overseas citizens.
 (2) Includes British Overseas Territories citizens from Gibraltar.

All regions apart from the Middle East and almost all individual nationalities saw increases in the number of grants of British citizenship in 2009. The reduction in the Middle East reflects grants to people who were previously nationals of Iraq which decreased by 38 per cent in 2009 to 5,495 from 8,895 in 2008.

Table B1 Grants (1) of British citizenship in the United Kingdom: top 10 previous nationalities, 2009 (P)

| Previous country of nationality | Number of persons | | Percentage change 2008/09 |
|---------------------------------|-------------------|------------|---------------------------|
| | 2009 | | |
| | Number of grants | % of total | |
| India | 26,535 | 13% | 124% |
| Pakistan | 20,945 | 10% | 122% |
| Bangladesh | 12,040 | 6% | 231% |
| Philippines | 11,750 | 6% | 118% |
| South Africa | 8,365 | 4% | 59% |
| Somalia | 8,140 | 4% | 14% |
| Zimbabwe | 7,705 | 4% | 35% |
| Turkey | 7,205 | 4% | 55% |
| Nigeria | 6,955 | 3% | 53% |
| China | 6,335 | 3% | 121% |
| Other previous nationalities | 87,730 | 43% | 27% |
| All grants (1) | 203,705 | | 58% |

(1) See Explanatory notes and definitions paragraph 5.

Excludes Gibraltar BOTC grants under section 5.

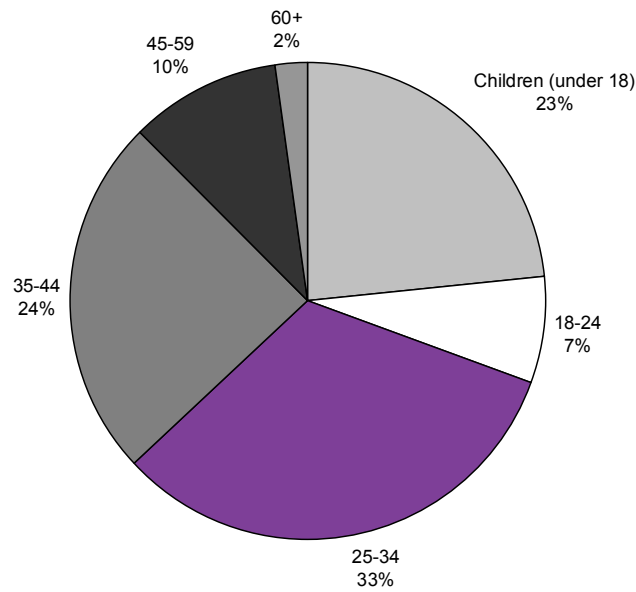
(P) Provisional figures.

Grants by Age/Sex (Table 4)

The majority of grants of British citizenship were to people aged between 25 and 34 accounting for 66,305 or 33 per cent of the total, the same proportion as in 2008.

The number of grants to female adults⁴ was 85,780 (42 per cent of the total), and 70,665 (35 per cent of the total) grants were made to male adults⁴. The rest (47,260) were to children.

Figure 5 GRANTS OF BRITISH CITIZENSHIP IN THE UNITED KINGDOM IN 2009, BY AGE
(Total number of grants, 203,705)⁽¹⁾



(1) Excludes 85 cases where age and sex analysis are not available.

Other Grants of British citizenship (Table 5 and supplementary Table D)

1,200 people were granted British citizenship in 2009 under the British Nationality (Hong Kong) Act 1997; an increase of 41 per cent compared to 850 grants in 2008. This brought the total number of grants since 1997 under this Act to 8,200. This is in addition to 140,905 grants between 1991 to 1999 under the earlier 1990 Act and its associated Selection Scheme, under which key workers in Hong Kong and their spouses and dependants were granted British citizenship.

1,370 people were granted British overseas territories citizenship in the British overseas territories during 2009, 27 per cent more than the number of grants (1,080) in 2008.

Renunciation of British citizenship (Table 6)

Under the British Nationality Act 1981 it is possible for British citizens who are over 18 years of age⁵ and of full capacity to apply to renounce their nationality, although renunciation will only be granted where that applicant already has or is about to acquire citizenship of another country.

⁴ Persons aged 18 and over

⁵ Persons under 18 applying for renunciation who have been married are treated as having met the age requirement.

Further information on renunciation of British citizenship is available on the UK Border Agency web site: <http://www.bia.homeoffice.gov.uk/britishcitizenship/givingupcitizenship/>

570 people were granted renunciation of their British citizenship in 2009, an increase of 6 per cent compared to 535 people in 2008. Similar numbers of people have renounced their British citizenship in each year since 2003. The higher figure of 1,140 in 2002 was due to an increase in grants to nationals of Zimbabwe reacting to a change in that countries law regarding dual nationality.

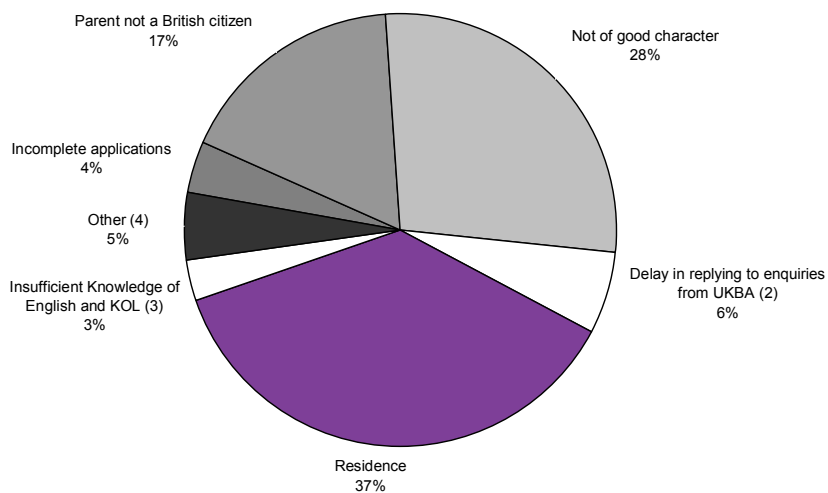
Reasons for Refusal (Table7)

There was a 13 per cent increase in the number of persons refused British citizenship in 2009⁶. This reflects the overall increase in decisions made.

Of the 9,900 refusal decisions made, 37 per cent (3,650) were refused on grounds that the applicant failed to fulfil a residence requirement. Refusals for this reason increased by 65 per cent compared to 2008 (2,220) and form the largest single category of refusal in 2009.

Of the remaining refusal decisions 28 per cent (2,745) were refused because the applicant was considered not to be of good character. Refusals for this reason increased by 3 per cent compared to 2008 (2,665). The increase in refusals of this type during the last 2 years is due to a change of policy from 1 January 2008⁷.

Figure 6 REASONS FOR REFUSAL OF BRITISH CITIZENSHIP 2009, BY TYPE OF REFUSAL (Total number of refusals 9,900)(1)



- (1) Excludes cases where the applicant was found to be British already, rejected applications and withdrawals.
- (2) United Kingdom Border Agency.
- (3) Knowledge of life in the United Kingdom.
- (4) Includes Oath not taken in time.

Refusals on grounds that the Oath of Allegiance was not taken in time (included in 'Other' within Figure 6) made up less than half of 1 per cent of total refusals. In addition to applications refused, 285 applicants were found to already be a British Citizen and 130 applications were rejected for other reasons, including non-payment of fee.

⁶ Excluding withdrawals, persons found to be British already and rejected applications.

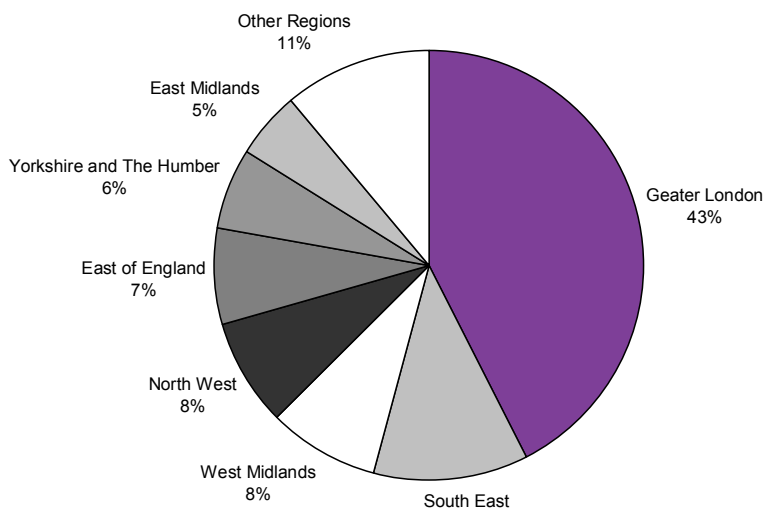
⁷ See Explanatory notes and definitions paragraph 12.

During 2009 65 applications were withdrawn by the applicant.

British citizenship Ceremonies (Table 8 and supplementary Table E)

In 2009 the number of persons who attended a British citizenship ceremony was 149,465, an increase of 62 per cent compared to 2008 (92,305), reflecting the increased number of applications granted in 2009.

Figure 7 PERSONS ATTENDING BRITISH CITIZENSHIP CEREMONIES IN 2009, BY REGION OF THE UNITED KINGDOM (1) (Number of people attending ceremonies, 149,465)



(1) Excludes ceremonies held at Foreign and Commonwealth office posts outside the UK.

43 per cent of all ceremonies in 2009 (63,585), were held within Greater London compared to 46 per cent (42,280) in 2008. Authorities in the South East held the next highest number with 17,255 (12 per cent) in 2009 rising from 9,815 (11 per cent) in 2008.

Table E1 Persons attending a British citizenship ceremony: top 10 authorities, 2009 (P)

| Authority (1) | Number of persons | | Percentage change 08/09 |
|---------------------------|-----------------------|------------|-------------------------|
| | 2009 | | |
| | Ceremony Attended (1) | % of total | |
| Birmingham | 5,275 | 4% | 63% |
| Newham | 3,585 | 2% | 51% |
| Brent | 3,305 | 2% | 36% |
| Ealing | 3,225 | 2% | 25% |
| Manchester | 3,135 | 2% | 47% |
| Enfield | 2,930 | 2% | 48% |
| Southwark | 2,855 | 2% | 53% |
| Tower Hamlets | 2,820 | 2% | 118% |
| Barnet | 2,775 | 2% | 40% |
| Surrey | 2,700 | 2% | 104% |
| Other authorities | 116,860 | 78% | 64% |
| All ceremonies (1) | 149,465 | | 62% |

(1) See table 8 for definition.

(P) Provisional figures.

Table 1 Applications for British citizenship received and decided in the United Kingdom, 2000 to 2009

| Year | All applications received (1) | Applications for British citizenship (2) | Decisions taken (3) | | Refused or withdrawn as a % of all decisions |
|-------------|-------------------------------|--|---------------------|--------------------------|--|
| | | | Grants (4)(5) | Refused or Withdrawn (6) | |
| 2000 | 62,475 | : | 82,210 | 6,785 | 8% |
| 2001 | 109,005 | : | 90,280 (R) | 9,530 | 10% |
| 2002 | 115,500 | : | 120,120 (R) | 8,330 (R) | 6% |
| 2003 | 147,345 | : | 130,535 | 10,555 | 7% |
| 2004 | 132,630 | : | 148,275 | 13,820 | 9% |
| 2005 | 219,115 | 211,910 | 161,700 | 16,640 | 9% |
| 2006 | 149,695 | 140,925 | 154,020 | 15,310 | 9% |
| 2007 | 160,980 | 157,055 | 164,635 | 15,630 | 9% |
| 2008 | 159,865 | 156,015 | 129,375 | 9,085 | 7% |
| 2009 (P)(R) | 197,955 | 193,810 | 203,790 | 10,250 | 5% |

(1) Includes applications for Right of Abode in the United Kingdom and other case types not reported in this bulletin.

(4) See Explanatory notes and definitions paragraph 10.

(2) Includes applications for naturalisation and registration as a British citizen made in the United Kingdom.

(4) See Explanatory notes and definitions paragraph 10.

(3) Decisions taken may not relate to applications made in the same year.

(4) See Explanatory notes and definitions paragraph 5.

(5) Data from November 2001 include grants of British citizenship in the Channel Islands and Isle of Man.

(6) Includes small numbers of applicants found to be British already.

(P) Provisional figures.

(R) Revised figures.

Table 2 Grants (1)(2) of British citizenship in the United Kingdom by basis of grant, 2000 to 2009

| Year of grant | Number of persons | | | | |
|---------------|-------------------|-----------|--------------|----------------|-----------|
| | All grants | Residence | Marriage (3) | Minor children | Other (4) |
| 2000 | 82,210 | 34,980 | 27,425 | 19,160 | 645 |
| 2001 (R) | 90,280 | 39,500 | 28,620 | 21,240 | 925 |
| 2002 (R) | 120,120 | 57,595 | 34,415 | 26,320 | 1,795 |
| 2003 | 130,535 | 54,965 | 36,755 | 35,345 | 3,465 |
| 2004 | 148,275 | 64,105 | 40,405 | 38,415 | 5,350 |
| 2005 | 161,700 | 77,335 | 34,495 | 41,640 | 8,230 |
| 2006 | 154,020 | 77,080 | 27,585 | 42,445 | 6,905 |
| 2007 | 164,635 | 87,785 | 30,425 | 40,535 | 5,895 |
| 2008 | 129,375 | 65,715 | 29,075 | 30,830 | 3,755 |
| 2009 (P)(R) | 203,790 | 99,475 | 52,625 | 47,815 | 3,875 |

(1) See Explanatory notes and definitions paragraph 5.

(2) Data from November 2001 include grants of British citizenship in the Channel Islands and Isle of Man.

(3) Includes Civil Partnership introduced from 5 December 2005 (See Explanatory notes and definitions paragraph 3 s.6(2)).

(4) Includes British Overseas Territories citizens (before February 2002 known as British Dependent Territories citizens) from Gibraltar registered as British citizens under s.5 of the British Nationality Act 1981.

(P) Provisional figures.

(R) Revised figures.

Table 3 Grants (1)(2) of British citizenship in the United Kingdom by previous nationality grouped by geographical region, 2000 to 2009

| Previous nationality grouped by geographical region | Number of persons | | | | | | | | | |
|--|-------------------|---------------|----------------|----------------|----------------|----------------|----------------|----------------|----------------|----------------|
| | 2000 | 2001 (R) | 2002 (R) | 2003 (R) | 2004 | 2005 | 2006 | 2007 | 2008 | 2009 (P)(R) |
| European Economic Area (3) | 1,695 | 1,670 | 1,585 | 2,270 | 4,180 | 4,090 | 3,745 | 5,880 | 3,955 | 6,835 |
| Remainder of Europe | 9,380 | 9,385 | 17,755 | 17,230 | 15,950 | 24,600 | 20,290 | 14,515 | 10,875 | 15,955 |
| Americas | 6,970 | 7,235 | 8,025 | 10,455 | 12,080 | 13,605 | 12,015 | 12,530 | 10,050 | 12,880 |
| Africa | 21,925 | 29,695 | 37,550 | 40,145 | 45,255 | 47,235 | 46,270 | 51,255 | 40,910 | 55,235 |
| Indian sub-continent | 22,145 | 23,705 | 26,685 | 29,700 | 33,455 | 30,380 | 29,100 | 24,885 | 24,900 | 59,520 |
| Middle East | 6,620 | 5,320 | 9,440 | 6,250 | 6,985 | 10,185 | 10,230 | 12,685 | 12,880 | 11,615 |
| Remainder of Asia | 9,215 | 8,710 | 15,510 | 13,330 | 16,125 | 22,050 | 24,285 | 35,640 | 21,085 | 34,900 |
| Oceania | 1,670 | 1,510 | 1,740 | 3,875 | 4,620 | 4,985 | 4,980 | 4,285 | 3,060 | 4,405 |
| Other (4) | 2,595 | 3,045 | 1,830 | 7,280 | 9,625 | 4,570 | 3,100 | 2,965 | 1,660 | 2,445 |
| All grants | 82,210 | 90,280 | 120,120 | 130,535 | 148,275 | 161,700 | 154,020 | 164,635 | 129,375 | 203,790 |

(1) See Explanatory notes and definitions paragraph 5.

(2) Data from November 2001 include grants of British citizenship in the Channel Islands and Isle of Man.

(3) Includes the 10 accession states from 2004, Bulgaria and Romania from 2007 and British Overseas Territories citizens (before February 2002 known as British Dependent Territories citizens) - from Gibraltar.

(4) British Overseas Territories citizens (before February 2002 known as British Dependent Territories citizens) except from Gibraltar, British Overseas citizens, British subjects, British Protected Persons, stateless and nationality uncertain.

(P) Provisional figures.

(R) Revised figures.

Table 4 Grants ⁽¹⁾ of British citizenship in the United Kingdom by age, sex and geographical region of previous nationality, 2009 ^{(P)(2)}

Number of persons

| Geographical Region of Previous Nationality and Sex | Total Grants | Children (under 18) | Total Adults | Adults by age group | | | | |
|---|----------------|---------------------|----------------|---------------------|---------------|---------------|---------------|--------------|
| | | | | 18-24 | 25-34 | 35-44 | 45-59 | 60+ |
| All Nationalities | | | | | | | | |
| Male | 94,895 | 24,230 | 70,665 | 6,115 | 27,885 | 24,685 | 9,995 | 1,990 |
| Female | 108,805 | 23,030 | 85,780 | 8,955 | 38,420 | 25,165 | 10,720 | 2,515 |
| Total ⁽³⁾ | 203,705 | 47,260 | 156,445 | 15,065 | 66,305 | 49,850 | 20,715 | 4,505 |
| European Economic Area | | | | | | | | |
| Male | 3,240 | 915 | 2,325 | 155 | 860 | 810 | 430 | 70 |
| Female | 3,590 | 860 | 2,735 | 170 | 1,270 | 875 | 360 | 55 |
| Total | 6,830 | 1,775 | 5,060 | 325 | 2,135 | 1,690 | 785 | 125 |
| Remainder Of Europe | | | | | | | | |
| Male | 7,300 | 1,745 | 5,560 | 605 | 2,610 | 1,685 | 585 | 75 |
| Female | 8,645 | 1,580 | 7,065 | 755 | 3,350 | 2,070 | 790 | 95 |
| Total | 15,945 | 3,325 | 12,625 | 1,360 | 5,965 | 3,755 | 1,375 | 170 |
| Americas | | | | | | | | |
| Male | 5,440 | 1,280 | 4,160 | 280 | 1,410 | 1,530 | 730 | 210 |
| Female | 7,435 | 1,340 | 6,095 | 395 | 2,235 | 2,145 | 1,075 | 245 |
| Total | 12,875 | 2,620 | 10,255 | 675 | 3,645 | 3,670 | 1,805 | 455 |
| Africa | | | | | | | | |
| Male | 25,730 | 7,625 | 18,105 | 1,960 | 6,175 | 6,150 | 3,120 | 700 |
| Female | 29,475 | 7,555 | 21,920 | 2,885 | 8,450 | 6,510 | 3,220 | 860 |
| Total | 55,210 | 15,180 | 40,025 | 4,845 | 14,620 | 12,660 | 6,340 | 1,565 |
| Indian sub-continent | | | | | | | | |
| Male | 28,030 | 6,225 | 21,805 | 1,380 | 9,880 | 7,525 | 2,570 | 455 |
| Female | 31,465 | 5,590 | 25,875 | 2,870 | 14,160 | 5,870 | 2,310 | 670 |
| Total | 59,500 | 11,815 | 47,680 | 4,250 | 24,040 | 13,395 | 4,875 | 1,120 |
| Middle East | | | | | | | | |
| Male | 6,825 | 1,235 | 5,590 | 745 | 2,710 | 1,465 | 510 | 160 |
| Female | 4,790 | 1,095 | 3,690 | 585 | 1,615 | 945 | 405 | 145 |
| Total | 11,610 | 2,330 | 9,280 | 1,330 | 4,325 | 2,410 | 915 | 300 |
| Remainder Of Asia | | | | | | | | |
| Male | 14,990 | 4,785 | 10,205 | 865 | 3,190 | 4,420 | 1,530 | 200 |
| Female | 19,895 | 4,640 | 15,250 | 1,170 | 6,040 | 5,725 | 2,025 | 295 |
| Total | 34,885 | 9,425 | 25,460 | 2,035 | 9,230 | 10,145 | 3,555 | 495 |
| Oceania | | | | | | | | |
| Male | 2,145 | 275 | 1,870 | 30 | 755 | 775 | 255 | 50 |
| Female | 2,260 | 245 | 2,015 | 45 | 960 | 695 | 250 | 65 |
| Total | 4,405 | 520 | 3,885 | 75 | 1,715 | 1,475 | 505 | 115 |
| Other | | | | | | | | |
| Male | 1,195 | 145 | 1,050 | 95 | 290 | 325 | 270 | 70 |
| Female | 1,250 | 125 | 1,125 | 85 | 335 | 335 | 285 | 85 |
| Total | 2,445 | 270 | 2,175 | 175 | 625 | 660 | 555 | 155 |

(1) See Explanatory notes and definitions paragraph 5.

(2) Data include grants of British citizenship in the Channel Islands and Isle of Man.

(3) Excludes 10 cases for which information on age is not available and 75 cases where sex is unknown.

(P) Provisional figures.

Table 5 Other grants of British citizenship by type of citizenship, 2000 to 2009

| Type of citizenship | Number of persons | | | | | | | | | | |
|--|-------------------|------|------|-------|-------|-------|-------|-------|-------|----------|--|
| | 2000 | 2001 | 2002 | 2003 | 2004 | 2005 | 2006 | 2007 | 2008 | 2009 (P) | |
| British citizenship granted in the UK to residents of Hong Kong (1)(2) | 350 | 365 | 175 | 175 | 80 | 150 | 570 | 780 | 850 | 1,200 | |
| British overseas territories citizenship granted in the British overseas territories (3) | 560 | 630 | 515 | 1,355 | 1,215 | 1,355 | 1,630 | 2,025 | 1,080 | 1,370 | |

(1) Includes persons of non-Chinese ethnic origin.

(2) Data prior to 2006 may undercount (see Explanatory notes and definitions paragraph 11).

(3) Data supplied by Foreign and Commonwealth Office (FCO). The total in a year may include decisions made in a subsequent year.

(P) Provisional figures.

Table 6 Renunciations of British citizenship in the United Kingdom, 2002 to 2009

| | Number of persons | | | | | | | | |
|--------------------------------------|-------------------|------|------|------|------|------|------|----------|--|
| | 2002 | 2003 | 2004 | 2005 | 2006 | 2007 | 2008 | 2009 (P) | |
| Renunciations of British citizenship | 1,140 | 685 | 675 | 590 | 600 | 585 | 535 | 570 | |

(P) Provisional figures.

Table 7 Reasons for refusal of British citizenship by type of refusal and other outcomes, 2002 to 2009

| Reason for refusal | Number of decisions | | | | | | | |
|---|---------------------|---------------|---------------|---------------|---------------|---------------|--------------|---------------|
| | 2002 | 2003 | 2004 | 2005 | 2006 | 2007 | 2008 | 2009 (P)(R) |
| Incomplete applications (1) | 560 | 610 | 825 | 1,310 | 1,595 | 930 | 530 | 445 |
| Parent not a British citizen | 530 | 775 | 1,100 | 1,670 | 2,160 | 2,535 | 1,305 | 1,690 |
| Not of good character (2) | 800 | 945 | 1,185 | 1,665 | 1,765 | 1,695 | 2,665 | 2,745 |
| Delay in replying to enquiries from UKBA | 1,270 | 1,755 | 1,600 | 2,160 | 1,955 | 2,230 | 820 | 585 |
| Residence (3) | 3,340 | 4,275 | 6,510 | 6,260 | 4,740 | 4,135 | 2,220 | 3,650 |
| Oath not taken in time | 70 | 115 | 185 | 340 | 105 | 40 | 35 | 25 |
| Insufficient Knowledge of English and KOL (4) | : | : | : | 235 | 500 | 2,365 | 610 | 265 |
| Other (5) | 365 | 500 | 710 | 895 | 790 | 795 | 550 | 490 |
| Total refusals | 6,925 | 8,975 | 12,120 | 14,530 | 13,610 | 14,725 | 8,735 | 9,900 |
| British already (6) | 1,225 | 1,395 | 1,500 | 1,860 | 1,440 | 660 | 265 | 285 |
| Withdrawn (7) | 180 | 185 | 200 | 250 | 255 | 245 | 90 | 65 |
| Total refused or withdrawn | 8,330 | 10,555 | 13,820 | 16,640 | 15,310 | 15,630 | 9,085 | 10,250 |
| Rejected applications (8) | : | : | : | 3,260 | 6,105 | 255 | 40 | 130 |

(1) Includes cases where the applicant has not paid the fee, submitted unacceptable documentation, late and improper applications.

(2) Includes applicants who are considered a threat to national security.

(3) Includes applicants who have not lived lawfully in the UK for the required period, have been in breach of the immigration laws, have been absent from the UK for more than 450 days or more than 90 days in the last 12 months.

(See Explanatory notes and definitions paragraph 3, s6(1) and s6(2)).

(4) KOL = Knowledge of Life in the United Kingdom.

(5) Includes cases where the applicant is not of full capacity, is under/over the age limit, is not married to a British citizen, has no qualifying connections and transitory period.

(6) Prior to 2006 reflects cases where the applicant was already British and the application refused. From 2006 the figures include applications rejected (see Explanatory notes and definitions paragraph 6).

(7) Reflects cases where the application was withdrawn by the applicant.

(8) Applications rejected prior to consideration of the case (see Explanatory notes and definitions paragraph 6).

(P) Provisional figures.

(R) Revised figures.

Table 8 Persons attending a British citizenship ceremony by region of the United Kingdom, 2004 to 2009

| Region | Number of persons | | | | | |
|-----------------------------------|-------------------|----------------|-----------------------|----------------|---------------|----------------|
| | 2004 (3) | 2005 (R) | Ceremony Attended (1) | | | |
| | | | 2006 (R) | 2007 (R) | 2008 (R) | 2009 (P) |
| England | | | | | | |
| North East | 350 | 1,315 | 1,420 | 1,750 | 1,305 | 2,420 |
| North West | 2,650 | 6,155 | 6,345 | 6,805 | 7,380 | 12,155 |
| Yorkshire and The Humber | 1,925 | 4,635 | 4,785 | 4,870 | 6,100 | 9,355 |
| East Midlands | 1,855 | 4,630 | 4,625 | 4,970 | 4,575 | 7,380 |
| West Midlands | 2,655 | 7,080 | 7,820 | 7,785 | 7,810 | 12,615 |
| East of England | 2,470 | 6,940 | 6,675 | 8,010 | 6,055 | 10,570 |
| Greater London | 20,955 | 64,480 | 57,015 | 62,300 | 42,280 | 63,585 |
| South East | 4,305 | 12,035 | 12,165 | 14,725 | 9,815 | 17,255 |
| South West | 1,125 | 2,980 | 2,805 | 3,890 | 2,935 | 5,480 |
| Total (England) | 38,290 | 110,250 | 103,660 | 115,105 | 88,260 | 140,820 |
| Scotland | 880 | 2,425 | 2,280 | 2,835 | 2,130 | 4,440 |
| Wales | 480 | 1,145 | 1,260 | 1,875 | 1,445 | 2,815 |
| Northern Ireland | 70 | 280 | 225 | 550 | 275 | 1,065 |
| Channel Islands | 40 | 70 | 105 | 80 | 80 | 70 |
| Isle of Man | 5 | 90 | 80 | 95 | 110 | 140 |
| Gibraltar | - | 40 | - | 85 | * | 115 |
| Total (United Kingdom) (2) | 39,760 | 114,305 | 107,605 | 120,625 | 92,305 | 149,465 |

(1) Relates to adults only (See Explanatory notes and definitions paragraph 9).

(2) Excludes ceremonies held at Foreign and Commonwealth office posts outside the United Kingdom.

(3) 2004 data reflects ceremonies held for applications received and decided in that year.

Applications received before 2004 were not required to attend a ceremony.

(P) Provisional figures.

(R) Revised figures.

Explanatory notes and definitions

Grants of British citizenship

1. The British Nationality Act 1981 came into force on 1 January 1983. Certain entitlements to citizenship, which had existed before 1 January 1983, were extended for a transitional period which, in most cases, ended on 31 December 1987.

2. The nationality (or in cases of dual nationality the main one) shown in the first column of Tables 3 and 4 is the birth nationality at the time of application.

3. The categories shown in Table 2 and Supplementary Table B relate to the section of the British Nationality Act 1981 under which citizenship was acquired. The following is a brief summary of the provisions of the relevant sections of the Act.

s.1(3) - entitlement to registration of a minor born in the United Kingdom after 1 January 1983 when one of his/her parents later becomes a British citizen or becomes settled in the United Kingdom.

s.1(4) - entitlement to registration of a person in the United Kingdom after 1 January 1983 who spent the first ten years of his/her life in the United Kingdom.

s.3(1) - discretionary registration of a minor as a British citizen.

s.3(2) - entitlement to registration of a minor less than one year old born outside the United Kingdom after 1 January 1983 (or outside the United Kingdom and the qualifying territories since 21 May 2002) to a parent who was a British citizen by descent.

s.3(5) - entitlement to registration of a minor born outside the United Kingdom after 1 January 1983 (or outside the United Kingdom and the qualifying territories⁵ after 21 May 2002) to a parent who was a British citizen by descent where the minor and parents are resident in the United Kingdom or a qualifying territory⁵.

s.4A - discretionary registration for adults and minors who are British overseas territories citizens by connection with a qualifying territory⁸.

s.4B - entitlement to registration for British overseas citizens, British subjects and British protected persons who have no other citizenship or nationality.

s.4C - entitlement to registration for certain people born after 7 February 1961 and before 1 January 1983 to mothers who were citizens of the United Kingdom and Colonies at the time of their birth.

s.4(2) - entitlement to registration of a British overseas territories citizen, a British Overseas citizen, a British National (Overseas), a British subject or a British protected person resident in the United Kingdom.

s.4(5) - discretionary registration on the grounds of Crown service in a British overseas territory of a British overseas territories citizen, a British Overseas citizen, a British National (Overseas), a British subject or a British protected person.

⁸ References to "qualifying territory" are references to the British overseas territories except for the Sovereign Base Areas of Akrotiri and Dhekelia (in Cyprus).

s.5 - entitlement to registration of a British overseas territories citizen from Gibraltar.

s.6(1) - naturalisation of an adult by virtue of 5 years residence in the United Kingdom or UK Crown service.

s.6(2) - naturalisation of an adult who is married to a British citizen by virtue of 3 years residence in the United Kingdom.

s.7 - transitional entitlements to registration of a Commonwealth citizen who was resident in the United Kingdom.

s.8(1) - transitional entitlement to registration of a woman still married since before 1983 to a man who became a British citizen on 1 January 1983.

s.8(2) and 8(3) - transitional discretionary registration of a woman married before 1983 to a man who either (a) became or would have become a British citizen but for his death (and they were no longer married) or renounced citizenship (and they were still married).

s.9 - transitional entitlement to registration of a minor less than one year old born abroad on or after 1 January 1983 who, if they had been born before 1 January 1983 and had been consularly registered, would have become a British citizen on 1 January 1983.

s.10(1) - entitlement to acquire British citizenship by a person who had renounced citizenship of the United Kingdom and Colonies before 1983.

s.10(2) - discretionary registration of a person connected with the United Kingdom who renounced citizenship of the United Kingdom and Colonies before 1983.

s.13(1) - entitlement to resume British citizenship by a person who has previously renounced it.

s.13(3) - discretionary registration of a person who has previously renounced British citizenship.

Schedule 2 - entitlement to registration of a stateless person.

Schedule 8 - relates to applications made before the commencement of the 1981 Act and provides that: (a) applications will continue to be decided in accordance with the provisions of the previous nationality Acts and (b) applicants, if successful, acquire the citizenship they would have acquired on 1 January 1983 if the application had been decided before 1983.

4. There are currently six forms of British nationality.

British citizens are the majority. They have that citizenship usually through: birth, adoption, descent, registration, or naturalisation; and have the right of abode in the UK.

British overseas territories citizens (BOTCs) – known as British Dependent Territories citizens before February 2002 - have that citizenship through a connection with a British overseas territory such as Gibraltar, St Helena etc. NB.

Hong Kong BDTs lost that citizenship automatically on 1 July 1997 but may still hold another form of British nationality (see below).

British Overseas citizens (BOCs) are a smaller group connected with the former British colonies who, for the most part, did not acquire citizenship of the new country when it attained independence. Hong Kong BDTs became BOCs on 1 July 1997 if they would otherwise have been stateless.

British Nationals (Overseas) (BN(O)s) are a separate sub-group of former Hong Kong BDTs. The vast majority of British Nationals (Overseas) are ethnically Chinese who became Chinese on 1 July 1997. Although their BDT status was lost on that date they are, as BN(O)s, entitled to hold a British passport.

British subjects (BSs) are a dwindling group of people who normally hold that status for either:

- (a) By virtue of their birth in Eire before 1 January 1949.
- (b) Because they were BSs before 1 January 1949 through a connection with a place which became a Commonwealth country on that date and, although they were potentially citizens of that country, did not acquire citizenship of that or any other country before 1 January 1983. Known as British subjects without citizenship before 1983, they would lose that status if they acquired another nationality.

British protected persons (BPPs) are a small group of persons who hold that status through a connection (normally birth) with a place which was either a UK protectorate, protected state, mandated or trust territory. In most cases, BPP status was lost if the place was part of a country which attained independence or if they acquired another nationality.

5. **Grants:** A positive outcome of an application for British citizenship prior to attending a citizenship ceremony by applicants over 18 years of age. At the ceremony, the applicant takes the Oath or Affirmation of allegiance to Her Majesty the Queen and the Pledge of loyalty to the United Kingdom. Children under 18 do not have to take the Oath/Affirmation or Pledge.
6. **Rejection:** In 2005 and 2006, new processes for rejecting applications, prior to any substantive consideration of the case, were introduced. These processes deal with situations where the applicant is found to be British already or whose application is not at the outset supported by the requisite evidence of entitlement to or qualification for British citizenship.
7. **Entitlement:** The applicant satisfied the conditions specified by the 1981 Act.
8. **Discretionary:** The success of the application depends, either in whole or in part, on the Secretary of State being satisfied on the basis of all the information at his disposal that it would be appropriate to grant it.
9. **Ceremony Attended:** A ceremony organised by County or Local Authorities for successful applicants over 18 years of age for British citizenship. At the ceremony the applicant takes the Oath or Affirmation of allegiance to Her Majesty the Queen and the Pledge of loyalty to the United Kingdom. Since 1 January 2004 this has been the final stage in the process of attaining British citizenship.

10. Reported figures of applications have previously included both British citizenship and Right of Abode in the UK as a Commonwealth national, although Right of Abode decisions are not included in the subsequent commentary or tables. From 2005 it has been possible to separately identify Right of Abode and British citizenship applications allowing the figures to be presented separately.

11. The figure relating to grants of British citizenship to residents of Hong Kong in the UK for 2006 is drawn from a new source of more complete data. It is understood that figures for 2005 and earlier years significantly under count grants of this type. There is therefore a discontinuity in the series between 2005 and 2006.

12. On 5 December 2007 the Home Secretary announced changes to the way that an applicant's good character will be assessed for the purposes of naturalisation and registration as a British citizen. The changes took effect as from 1 January 2008. Applications made on and after that date will normally be refused if the applicant has been convicted of a criminal offence and the conviction has not yet become 'spent' in accordance with the provisions of the Rehabilitation of Offenders Act 1974.

13. The state union of Serbia and Montenegro came to an end after Montenegro's formal declaration of independence on 3 June 2006 and Serbia's formal declaration of independence on 5 June 2006. Serbia and Montenegro are counted together due to the use of a single (Federal Republic of Yugoslavia) passport until 31 December 2009 when the Yugoslav passport will no longer be valid. After this date only passports issued by the separate jurisdictions will be accepted.

14. From 2002 paragraph 8 of the Nationality, Immigration and Asylum Act 2002 amended paragraph 3(1)(b) of Schedule 2 to the British Nationality Act 1981 (application by person born in United Kingdom or overseas territory for registration as citizen: age requirement) changing the age requirement from between 10 and 22 years to under 22 years.

General

Statistics for the years 1962-1983 were published annually in "Statistics of persons acquiring Citizenship of the United Kingdom and Colonies" (for 1962-77), "Tables of persons acquiring Citizenship of the United Kingdom and Colonies" (for 1978-82) and "Tables of persons acquiring British Citizenship" (for 1983), all of which are available from The Stationery Office. Statistics for 1984 and subsequent years were published in the relevant annual Statistical Bulletin.

Summaries of much of this data are available in the supplementary tables published along with this bulletin.

**RESEARCH DEVELOPMENT AND STATISTICS (RDS)
MISSION STATEMENT**

RDS staff are part of the Home Office. They work closely with front-line staff and policy makers. The Home Office Chief Scientific Advisor, who is also Director of RDS, oversees professional development for RDS teams, quality assurance and strategic R&D issues.

The Home Office's purpose is to work together to protect the public. This is the guiding principle for Home Office policies to counter terrorism, cut crime, provide effective policing, secure our borders and protect personal identity.

Part of the remit of RDS staff is to provide Home Office National Statistics. These statistics inform Parliament and the members of the public about the state of the nation and provide a window on the work and performance of government, allowing the impact of government policies and actions to be assessed.

Therefore -

Research Development and Statistics in the Home Office improves policy making, decision taking and practice in support of the Home Office purpose and aims, to provide the public and Parliament with information necessary for informed debate and to publish information for future use.