TL5121SEA 1:500 LV

s0



PILOT CABLES AND HIGH VOLTAGE CABLES

Serial numbers refer to this sheet only and lengths are to sheet edge

No	kV	Size	Cores	Designation	Lengths metres	Lengths yards	No	kV	Size	Cores	Designation	Lengths metres	Lengths yards
							HV 1a	11	95AL	3	STANE STREET - POLE 6	63	
							HV 1b	11	70ALEPR	3x5/C	"	10	
							HV 1c	11	150EPR	3x5/C	"		
				Total length							Total length		

NOTES (1) FOR FULL DETAILS OF 33 kV CABLES REFERENCE SHOULD BE MADE TO THE PRIMARY RECORDS
(2) E DENOTES CNE CABLE, a DENOTES ALPEX TYPE
(3) ALL DEPTHS SHOWN ARE AS LAID, SUBJECT TO FINAL LEVELS.
(4) U.K. DENOTES UNKNOWN.

eastern electricity

1 500 SCALE U/G MAINS

LOCATION
START HILL, BISHOP'S STORTFORD

DIMENSIONS IN MILLIMETRES

REPRODUCED FROM OR BASED UPON THE ORDNANCE SURVEY MAP WITH THE SANCTION OF THE CONTROLLER OF HM STATIONERY OFFICE
IWN COPYRIGHT RESERVED

SERVICES
FOR DETAILS OF SERVICE CABLE REFERENCE SHOULD BE MADE TO THE SERVICE CARDS IN THE DISTRICT OFFICE

SHEET NO	ISSUE	DATE
TL5121SEA.s0	D	14-10-02

SUPPLEMENTARY SHEET NO TL 5121SEA/1

s1

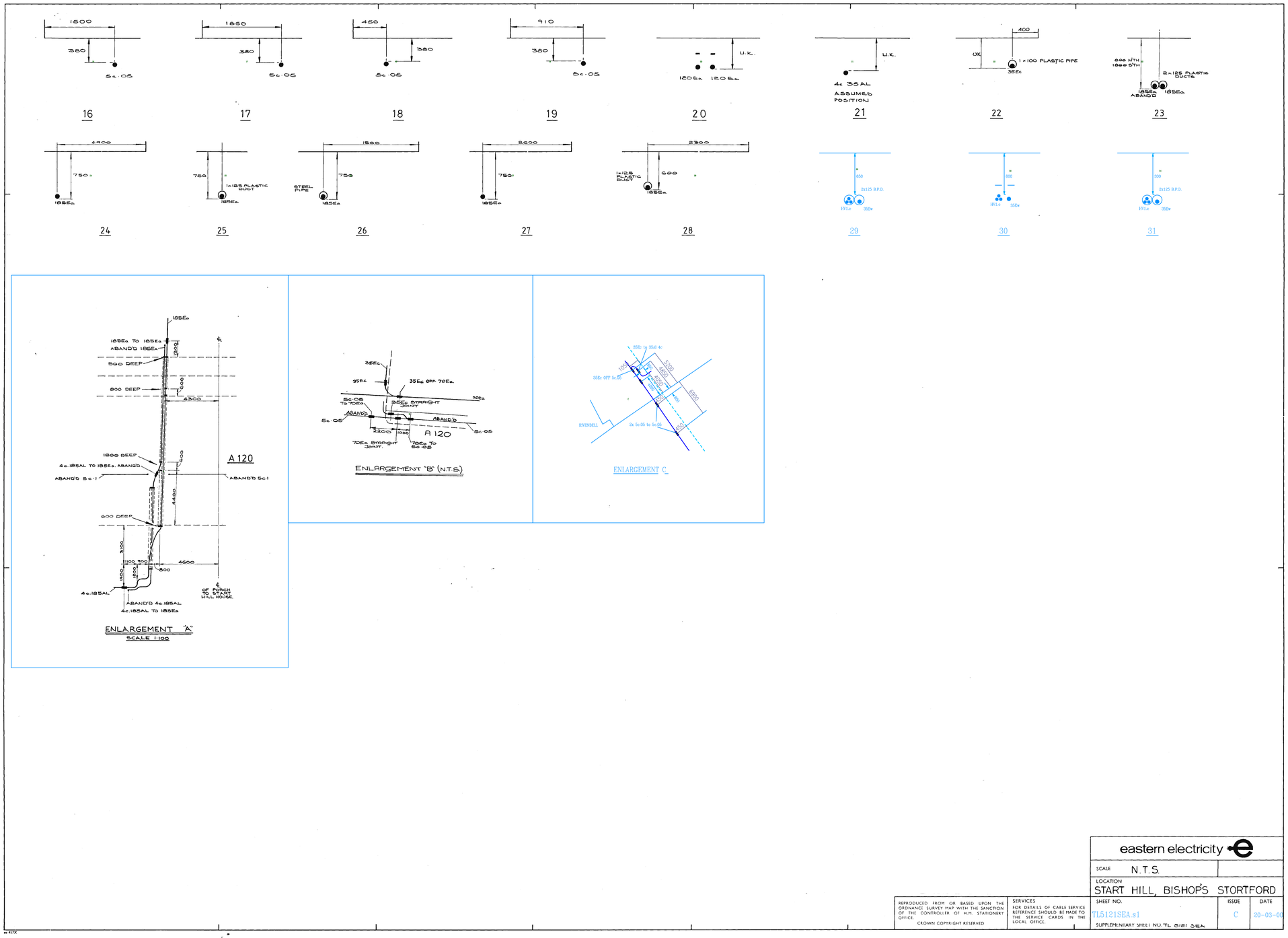
16
17
18
19
20
21
22
23
24
25
26
27
28
29
30
31
A 120
ENLARGEMENT "A"
SCALE 1:100
ENLARGEMENT "B" (N.T.S.)
ENLARGEMENT C
eastern electricity
SCALE N.T.S.
LOCATION
START HILL, BISHOP'S STORTFORD
SHEET NO.
TL5121SEA.s1
ISSUE
C
DATE
20-03-00
SUPPLEMENTARY SHEET NO. TL 5121 SEA
REPRODUCED FROM OR BASED UPON THE ORDNANCE SURVEY MAP WITH THE SANCTION OF THE CONTROLLER OF H.M. STATIONERY OFFICE.
CROWN COPYRIGHT RESERVED
SERVICES
FOR DETAILS OF CABLE SERVICE REFERENCE SHOULD BE MADE TO THE SERVICE CARDS IN THE LOCAL OFFICE.

S0
1:500 A1
TL5121SEB

FOR CONTINUATION SEE SHEET TL 5121 SEA.

FOR CONTINUATION SEE SHEET TL 5121 S.W.B.

FOR CONTINUATION SEE SHEET TL 5221 S.W.B.

FOR CONTINUATION SEE SHEET TL 5120 NEA.

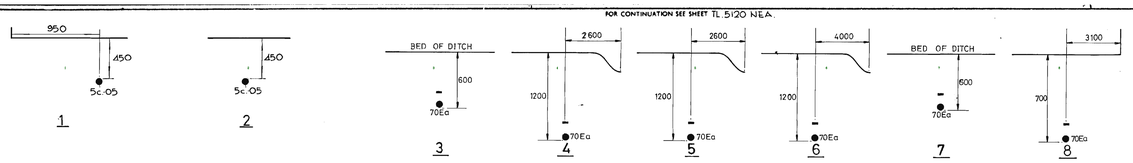

PILOT CABLES AND HIGH VOLTAGE CABLES

Serial numbers refer to this sheet only and lengths are to sheet edge

No.	kV	Size	Cores	Designation	Lengths metres	Lengths yards	No.	kV	Size	Cores	Designation	Lengths metres	Lengths yards
				Total length							Total length		

NOTES (1) FOR FULL DETAILS OF 33 kV CABLES REFERENCE SHOULD BE MADE TO THE PRIMARY RECORDS
(2) E DENOTES CNE CABLE. A DENOTES ALPEX TYPE
(3) ALL DEPTHS SHOWN ARE AS LAID, SUBJECT TO FINAL LEVELS

eastern electricity

1 : 500 SCALE U/G MAINS

LOCATION TILEKILN GREEN

SHEET NO. TL 5121 SEB

ISSUE D

DATE SEP 93

SUPPLEMENTARY SHEET NO.

DIMENSIONS IN MILLIMETRES

REPRODUCED FROM OR BASED UPON THE ORDNANCE SURVEY MAP WITH THE SANCTION OF THE CONTROLLER OF H.M. STATIONERY OFFICE
CROWN COPYRIGHT RESERVED

SERVICES FOR DETAILS OF SERVICE CABLE REFERENCE SHOULD BE MADE TO THE SERVICE CARDS IN THE DISTRICT OFFICE

TL 5121 SEB.