



This annual bulletin provides summary statistics on claims and awards made under the Armed Forces Compensation Scheme (AFCS). The AFCS is a no-fault scheme, which financially compensates for injury/illness and death caused by service in the UK Armed Forces on or after 6 April 2005. The revised report issued in April 2023 replaces the report published 22nd June 2022 in which an error was identified.

Key Points

The AFCS compensates service-attributable:

Injury/illness caused or made worse by service in the UK Armed Forces on or after 6 April 2005.

Death caused by, or substantially hastened by service in the UK Armed Forces on or after the 6 April 2005.

The COVID-19 pandemic affected the operational delivery of AFCS during 2020/21 and resulted in decreased numbers of registered claims during 2020/21 and 2021/22. Comparisons to years prior to COVID-19 should be made with caution.

During the 2021/22 financial year:

 **5,824^P Injury/illness and 63^P survivors' claims** were registered.



56 Working Days to clear injury/illness claims (median average).



The number of registered injury/illness claims has **increased** since **2020/21**, however this is still a **decrease** from pre-COVID-19 levels.



55%^P of all injury/illness conditions awarded were for musculoskeletal disorders.

Of the **4,317** injury/illness claims that were registered and cleared during 2021/22



47%^P awarded



12%^P accepted, no award



41%^P rejected

The figures above may change as the 1,507 claims pending are cleared and their outcome known.

The percentage of registered claims awarded has remained consistent since 2018/19 at around 47% which, in part due to the change in the types of injuries claimed for, was significantly lower than the peak in 2011/12 (66%).

Expenditure

The total compensation expenditure for service-attributable injury/illness was **£93.8M^P**.

Total expenditure to surviving dependents following deaths caused by service was **£10.2M^P**.



^P Figures relating to the number of claims, outcomes and conditions are marked as provisional as these figures may change as pending claims are cleared and non-genuine claims identified. Accounts for the 2021/22 financial year are pending an audit and may change in future.

Sources: Compensation and Pension System (CAPS) and DBS Veterans UK Finance Team

Responsible statistician: Deputy Head of Defence Statistics Health
030 6798 4424 Analysis-Health-PQ-FOI@mod.gov.uk

Further information/mailling list: Analysis-Health-PQ-FOI@mod.gov.uk

Enquiries Press Office: 020 721 87907

[Background quality report](#)

Would you like to be added to our **contact list**, so that we can inform you about updates to these statistics and consult you if we are

Contents

Key Points	1
Contents	2
National Statistics Status	2
Introduction.....	3
Flow chart of the AFCS claim process.....	5
Registered Claims.....	6
Clearance times	8
Latest injury/illness claim outcomes	10
Demographics of awarded injury/illness claimants	12
Injury/illness awarded conditions.....	14
Recipients of Guaranteed Income Payments.....	16
AFCS awards to those deployed to Iraq and/or Afghanistan.....	18
Latest survivors' claim outcomes.....	19
Survivors' payments	20
Financial amounts paid out under the AFCS.....	21
Data, definitions and methods	233
Glossary	266
References.....	299
Further information.....	30

Other bulletins in this series and the supplementary tables containing all data presented in this publication can be found on the [Gov.UK website](#).

National Statistics Status

The United Kingdom Statistics Authority has designated these statistics as National Statistics, in accordance with the Statistics and Registration Service Act of 2007 and signifying compliance with the Code of Practice for Statistics.

The continued designation of these statistics as National Statistics was confirmed in November 2013 following a [compliance check by the Office for Statistics Regulation](#). The statistics last underwent [a full assessment against the Code of Practice](#) in 2012.

Designation can be broadly interpreted to mean that the statistics:

- meet identified user needs;
- are well explained and readily accessible;
- are produced according to sound methods; and
- are managed impartially and objectively in the public interest.

Once statistics have been designated as National Statistics it is a statutory requirement that the Code of Practice shall continue to be observed. Further details about how this report has been developed since its confirmation as National Statistics can be found in the [Background Quality Report](#).

Introduction

This Statistical Bulletin presents summary information on the UK Armed Forces Compensation Scheme (AFCS) as at 31 March 2022 and replaces the report published 30th June 2022 in which an error was identified affecting the clearance times for reconsiderations for the financial years 2017/18 to 2021/22 inclusive (found at Page 8). The AFCS came into force on 6 April 2005 and is managed by the Ministry of Defence (MOD) with all compensation claims administered by Defence Business Services (DBS) Veterans UK. It replaced the previous compensation arrangements provided by the War Pension Scheme (WPS) and the attributable elements of the Armed Forces Pensions Scheme.

The AFCS compensates for service-attributable:

Injury/illness caused or made worse by service in the UK Armed Forces on or after 6 April 2005.

Death caused by, or substantially hastened by service in the UK Armed Forces on or after 6 April 2005.

Further information on the eligibility to claim, and the processing of AFCS claims can be found in the MOD's [AFCS Statement of Policy](#).

These statistics have been provided in response to requests for information about claims and awards under the scheme and are used by the MOD to support work planning and policy development, and external organisations such as NHS trusts, local Government and Armed Forces charities.

In 2010, a review of the AFCS was conducted under the independent chairmanship of former Chief of Defence Staff, Admiral the Lord Boyce. The Lord Boyce Review found the Scheme was fundamentally sound but required adjustment in some areas¹.

In 2016 a Quinquennial Review (QQR) was conducted to make sure that the scheme still remained fit for purpose and displayed the flexibility to adapt to changing conditions and environments². Overall, the QQR concluded that the AFCS remained on track and fit for purpose, with some areas needing improvement. In April 2018, the MOD published a 'One Year On' Report³ to discuss the response to the QQR recommendations. These recommendations (increasing the tariff amounts awarded for all tariff levels from 1 to 15) were implemented on 9 April 2018 for new claimants only.

All tables provided in previous releases of this report have been updated with 2021/22 data and are available in The Supplementary Tables as separate Excel and Open Document Spreadsheet (ODS) files on the [Gov.UK website](#).

The MOD also publishes annual statistics summarising MOD compensation payments under the;

- a) [War Pension Scheme \(WPS\)](#). This scheme considers claims for compensation for injury, illness or death caused by service on or after 6 April 2005.
- b) [Common Law Compensation Scheme](#). This scheme considers claims or compensation on the basis of whether the MOD has a legal liability to pay compensation. Where there is a proven legal liability, compensation is paid.

Other related MOD Official Statistics:

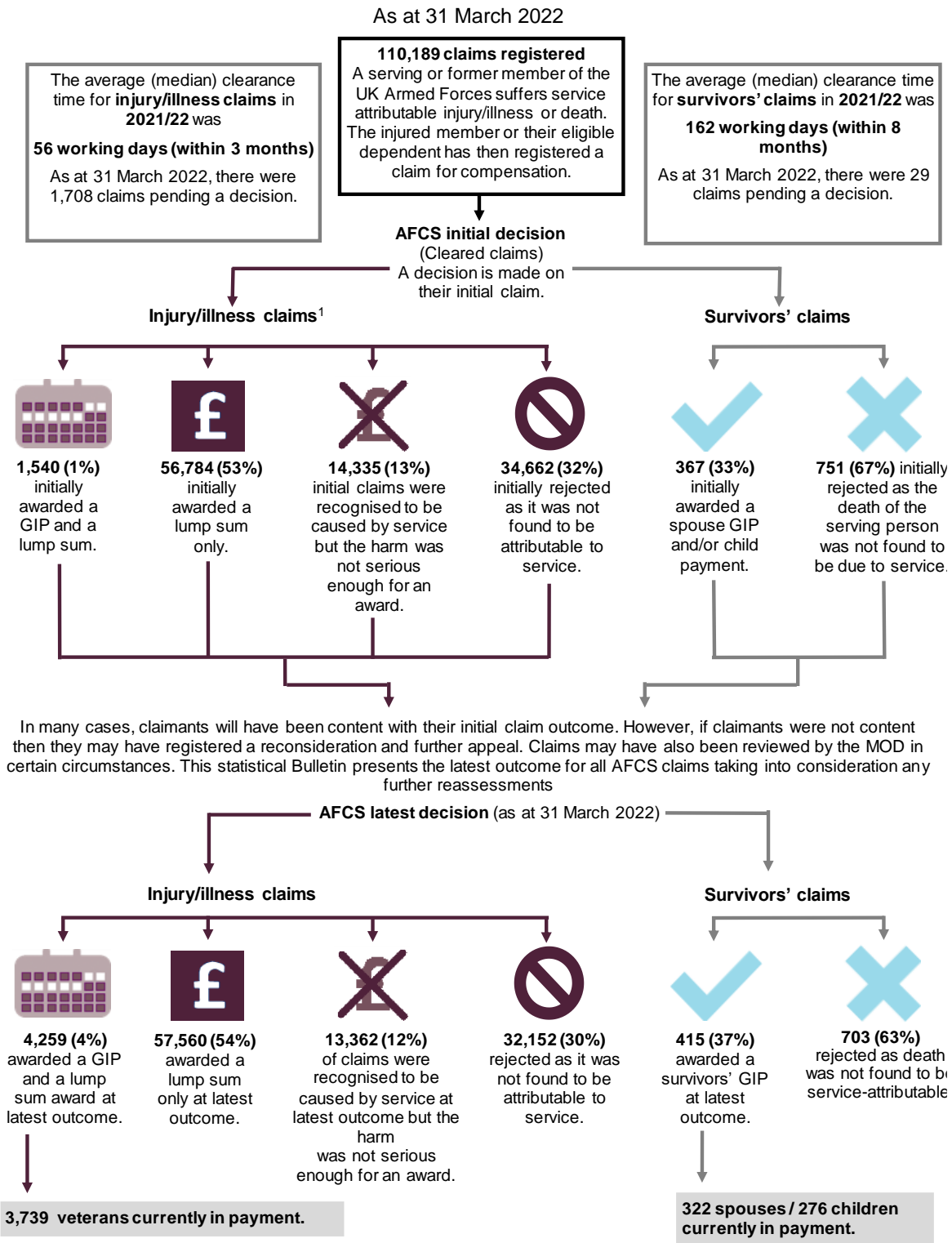
- c) [Annual Location Statistics](#) on the location of pension and compensation recipients.
- d) A [four-part publication](#) on the size and socio-demographic characteristics of the UK Armed Forces veteran population residing in Great Britain. The last in the series was published in 2019.
- e) A [two part publication](#) which provided estimates on the size and socio-demographic characteristics of the working age (between 16 and 64 years of age) UK Armed Forces veteran population residing in England and Wales, and; comparisons to the general population in England and Wales using responses provided in the 2011 Census.

Page left intentionally blank

Flow chart of the AFCS claim process

Figure 1 portrays the journey of an AFCS injury/illness or survivors' claim.

Figure 1: UK AFCS claim process



1. There were 12 cleared claims with no initial outcome recorded on the CAPS.

Registered Claims

This section provides summary statistics on injury/illness claims, survivors' claims, reconsiderations, appeals and reviews registered under the AFCS, with trends over time.

Note that figures are provisional and should therefore not be considered final. Any pending initial injury/illness and survivors' claims that are later identified as 'non-genuine' will be removed from these figures in the future. Any reconsiderations, appeals or reviews received prior to 31 March 2022 which are still to be input into the system will be added to these figures in the future.

Injury/illness claims: Registered by UK Armed Forces personnel and veterans for injury/illness caused by service since 6 April 2005.

Survivors' claims: Registered by, and on behalf of, eligible spouses and partners following the death of a service person or veteran where the cause of death was attributed to service in the UK Armed Forces since 6 April 2005.

Reconsiderations: All claimants may request for DBS Veterans UK to reconsider their claim if they are not satisfied with the outcome.

Appeals: All claimants may lodge an appeal to an appropriate Pension Appeal Tribunal if they are not satisfied with the outcome of their claim.

Reviews: Collective title for specific re-evaluations that can be made on a claim. Reviews can be claimant or department-led. See Glossary for full list of reviews.

Pending claims: Registered initial injury/illness and survivors' claims with no outcome recorded on the CAPS as at 31 March 2022.

Non-genuine cases: Claims entered onto the CAPS which are later: withdrawn by the claimants; passed to the WPS to be assessed (for a pre-April 6 2005 injury, illness or death); and duplicates recorded in error removed.

Further information on all claim types and non-genuine cases can be found in the Background Quality Report.

Since the start of the scheme in 2005/06 there have been;

109,041^p Injury / illness claims

registered by serving and ex-serving UK Armed Forces personnel for compensation for service-attributable injury or illness of which, **5,824^p were registered in 2021/22.**

1,148^p Survivors' claims

registered to apply for compensation for service-attributable death of which, **63^p were registered in 2021/22.**

21,864^p Reconsiderations

registered by all claimants who wished to request for their claim outcome to be reconsidered of which, **1,181^p were registered in 2021/22.**

12,252^p Appeals

registered by claimants requesting for their claim to be reviewed at a Pension Appeal Tribunal of which, **954^p were registered in 2021/22.**

13,696^p Reviews

registered to request for their claim to be assessed under one of the formal review processes of which, **1,450^p were registered in 2021/22.**

(Tables 1 and 2, Supplementary Tables)

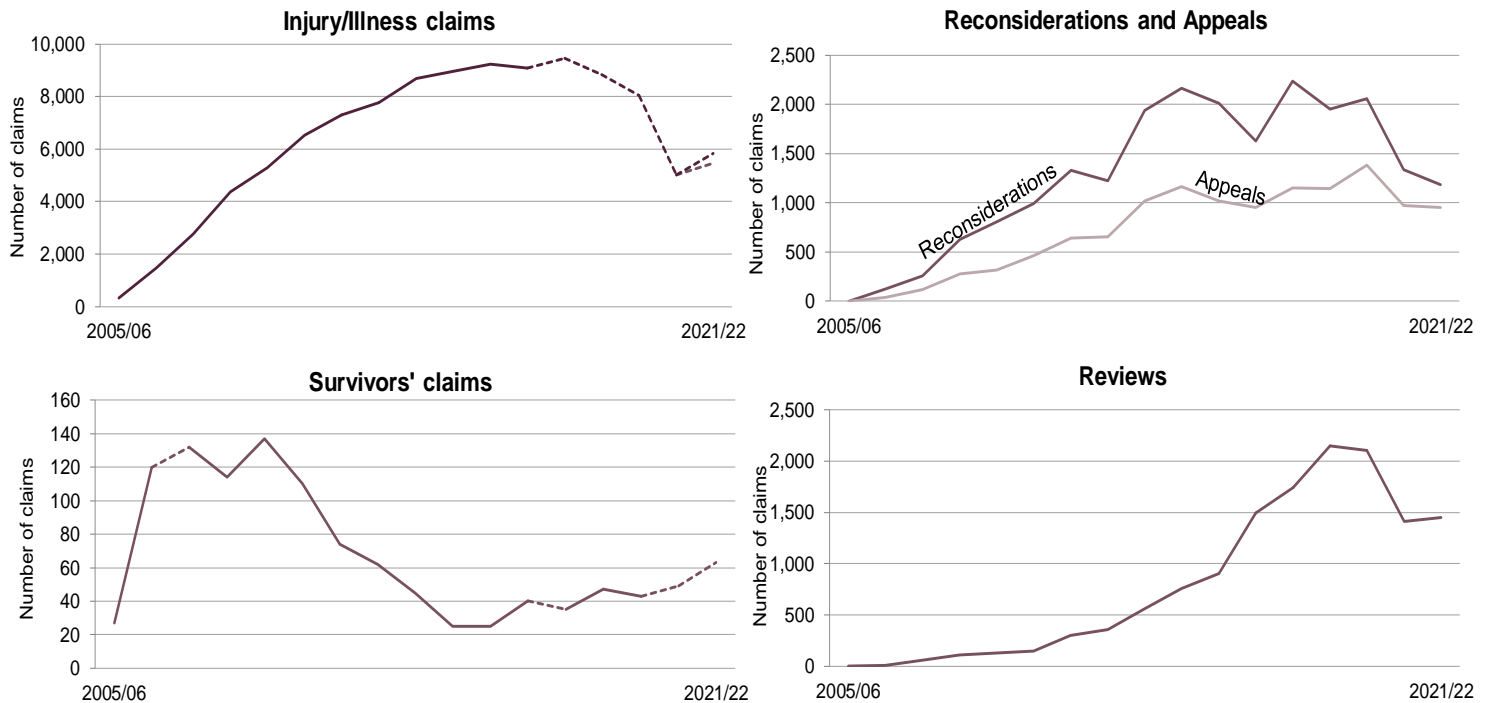
Source: Compensation and Pension System

Registered Claims (cont.)

Figure 2 shows the annual numbers of registered claims between 2005/06 and 2021/22. Due to the number of pending cases (1,708 injury/illness claims & 29 survivor claims) the 2021/22 trends are provisional and been marked as '- -'. From historical observations, the number of injury/illness claims registered in 2021/22 may decrease by approximately 5% as pending claims are later identified as 'non-genuine'; this potential 2021/22 trend has been marked by a second provisional line using light grey.

Figure 2: AFCS injury/illness claims, survivors' claims, reconsiderations, appeals and reviews registered, by financial year the claims were registered, number of claims^P

6 April 2005¹ to 31 March 2022



Source: Armed Forces Compensation Scheme

1. The AFCS scheme began on the 6 April 2005.

^P Due to pending cases, parts of trend lines for injury/illness claims and survivors' claims are provisional and marked as '- -'.

The number of registered **injury/illness** claims increased year on year between 2005/06 and 2015/16 before declining from 2017/18 due to a combination of factors: the reductions in the numbers of service personnel; the conflict in Afghanistan ending in December 2014; a change in the types of injuries service personnel are sustaining, changes to armed forces working methods during the Covid-19 pandemic and advances in treatment and rehabilitation. An increase was seen in 2021/22 however, numbers have not returned to pre-COVID-19 levels.

The number of registered survivors' claims peaked in 2009/10, a time when there was a high volume of military deaths due to operations in Iraq (which ended on 22 May 2011) and Afghanistan. Even though numbers are lower than those seen in 2009/10, since 2015/16 there has been a steady increase in the number of survivors' claims registered. Trends in survivors' claims may not reflect published MOD in-service deaths statistics⁴ as Survivors may claim for compensation up to three years following a death.

(Tables 1 and 2, Supplementary Tables)

Source: Compensation and Pension System

Clearance times

This section provides summary information on the average (median) number of working days it took to clear claims, reconsiderations and appeals registered under the AFCS, as an indication of how long a claimant can expect to wait, on average, for a decision. Figures are presented for claims cleared in 2021/22, with comparisons back to 2017/18. During 2020/21 the impact of COVID-19 on administration of the AFCS may have contributed to the increase in the average claim clearance time in the last financial year.

Due to a previous change in methodology it was not possible to compare figures with clearance times prior to 2017/18. However, figures calculated using the old methodology covering the period 6 April 2005 to 31 March 2017 can still be accessed in The Supplementary Tables. See Background Quality Report for further information on the change in methodology.

During 2021/22;

Injury / illness claims were cleared, on average, within **56 working days (within 3 months)**

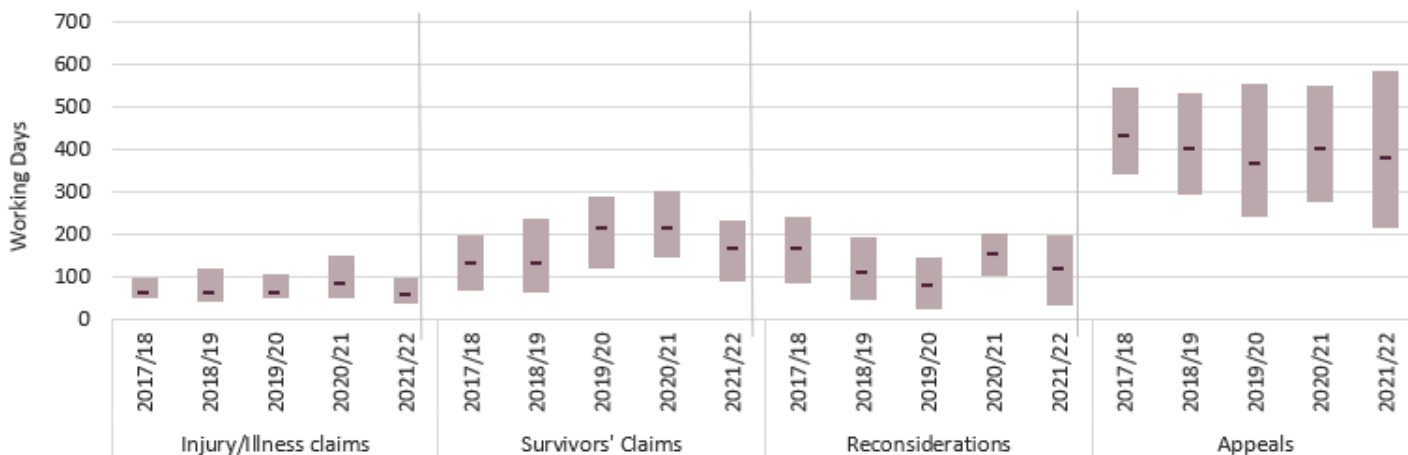
Survivors' claims were cleared, on average, within **162 working days (within 8 months)**

Reconsiderations were cleared, on average, within **116^r working days (within 6 months)**

Appeals took the longest average time to clear (**378 working days or within 18 months**), however it should be noted that the MOD has no control over the length of time it takes for a decision to be made as appeal tribunals are independent.

Figure 3: AFCS clearance times^r, by claim type and financial year the claims were cleared, median average working days, upper and lower quartiles

1 April 2017 to 31 March 2022



Source: Armed Forces Compensation Scheme

^r Clearance times for Appeals cleared between 2017/18 and 2020/21 have been revised to exclude, where relevant, the time taken for a post-appeal reconsideration to clear. See Background Quality Report for further detail.

^r Clearance times for Reconsiderations cleared between 2017/18 and 2021/22 inclusive were revised in April 23 due to an error. See Background Quality Report for further detail.

Clearance times were calculated as the number of working days between the date the claim/appeal was received by the MOD and the date a decision was made.

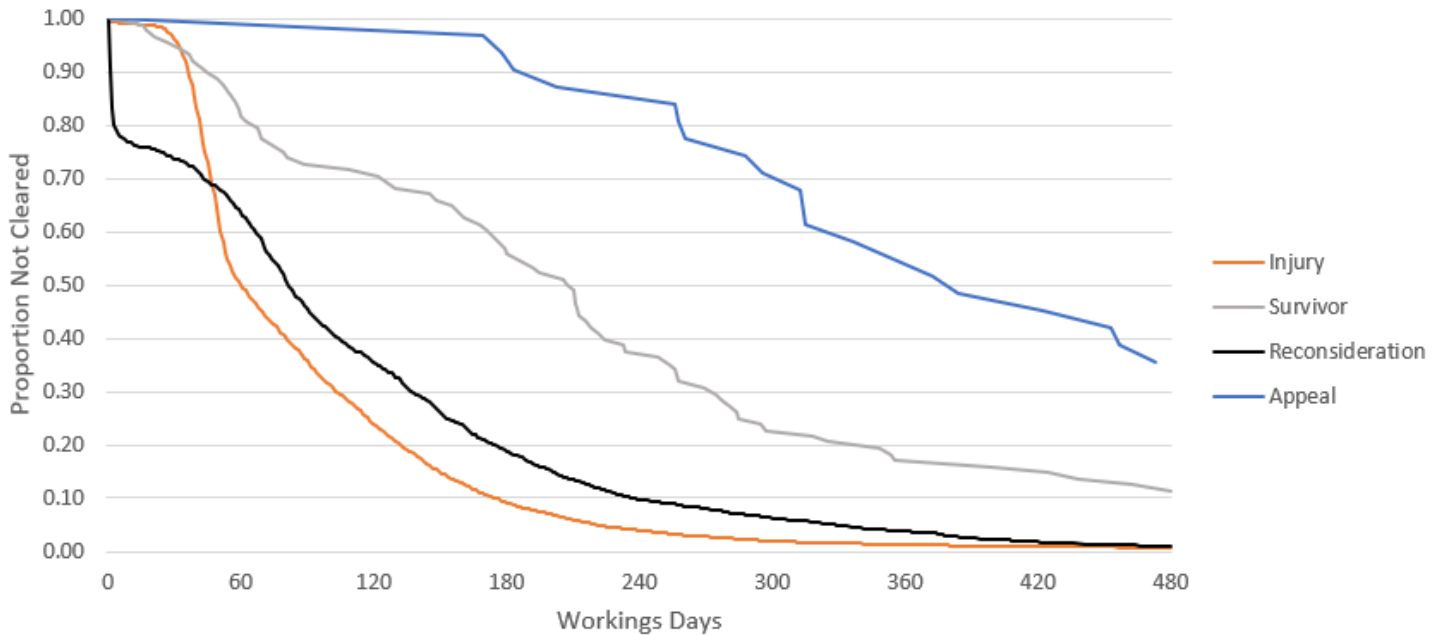
Clearance times (cont.)

The range of clearance times for survivors' claims was wider than for injury/illness claims, due to the processes involved, for example there were often delays in processing claims while evidence of financial dependency was gathered and relationship statuses were checked (Figure 3).

AFCS appeals cleared in 2021/22 took on average over 370 working days (over 17 months) to clear and had a wider range of clearance times than other claim types. This was due to the complexity of the process. AFCS appeals are heard at an independent First Tier Tribunal (FTT) in England and Wales, or Pension Appeal Tribunal (PAT) within Scotland and Northern Ireland, and the MOD has no control over the length of time it takes for evidence to be gathered or a decision to be made. There were appeals cleared in 2021/22 (1,400), a 44% increase from those cleared in 2019/20 (975) and prior years. This was due to many of the tribunals being heard remotely which increased the number of hearings per week. The remote tribunals have resulted in the number of pending appeals returning to pre-pandemic levels.

Predictive analysis was conducted on all injury/illness claims, survivors' claims, reconsiderations and reviews registered 1 April 2018 and 31 March 2020. This type of analysis allows prediction of how long it takes for each type of claim to reach a completed stage by incorporating claims registered within a set time period. Taking pending claims into account, injury/illness claims were projected to be resolved, on average, after 61 working days, reconsiderations after 82 working days, survivors claims after 210 days and appeals after 384 working days (Figure 4).

Figure 4: Survival analysis, presenting the predicted number of working days at which claims will be cleared
1 April 2017 to 31 March 2022



Source: Armed Forces Compensation Scheme

Latest injury/illness claim outcomes

This section provides summary statistics on the latest outcome of all injury/illness claims registered under the AFCS as at 31 March 2022, and trends over time.

Note that as at 31 March 2022 there were 1,708 pending injury/illness claims (of which, 1,507 claims were registered during 2021/22). Therefore, **figures are provisional** and will change in the future as these claims are cleared.

Awarded Lump Sum only: An immediate one-off lump sum payment compensating for a less severe injury/illness not expected to have any significant permanent effects on the claimant’s future earning capacity. Lump sum only awards are made at tariff levels 12-15.

Awarded Lump Sum plus GIP: In addition to a lump sum payment, an ongoing Guaranteed Income Payment (GIP) is awarded for a more serious injury/illness (awarded at tariff levels 1-11). A GIP is payable for life, to recognise future loss of earning capacity, with the first payment made once the claimant has left service (following an in-service claim), or from date of claim clearance (following a post-service claim). All GIP recipients are veterans.

Accepted - No Award: Service-attributable injury/illness isn’t severe enough to be awarded a tariff level and therefore no financial compensation is awarded.

Rejected: Claimed injury/illness is found not to be attributable to service.

Since the start of the scheme;
107,333^p Injury / illness claims have been cleared under the AFCS, of which:

Over half (54%^p) have been awarded a lump sum only payment (57,560^p) for a less serious injury / illness.

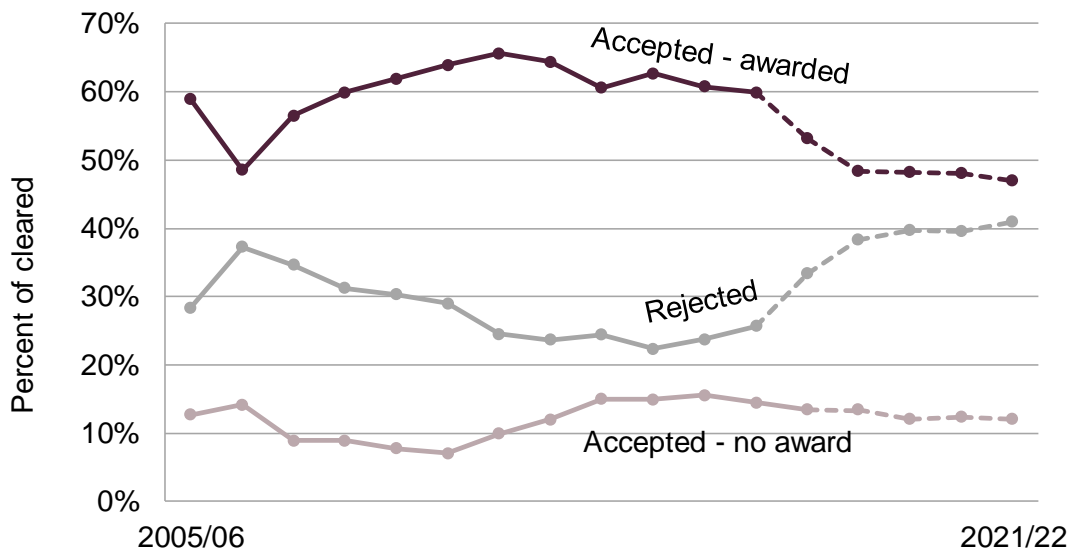
4%^p have been awarded a lump sum payment and GIP (4,259^p) for a more serious injury / illness.

12%^p have been accepted but with no award (13,362^p).

Over a quarter (30%^p) have been rejected (32,152^p).

Figure 5: Accepted injury/illness AFCS claims by outcome and financial year the claims were registered, percentages^p

6 April 2005 to 31 March 2022



Source: Armed Forces Compensation Scheme

^P Due to pending cases, the figures for 2017/18, 2018/19, 2019/20, 2020/21 and 2021/22 are provisional and marked as '-'

The outcomes for claims registered in a financial year changed significantly between 2014/15 and 2018/19 (Figure 5).

During these 4 years the proportion of registered claims which have been:

- awarded reduced by 12 percentage points to **47%**^P in 2018/19;
- rejected increased by 16 percentage points to **38%**^P in 2018/19.

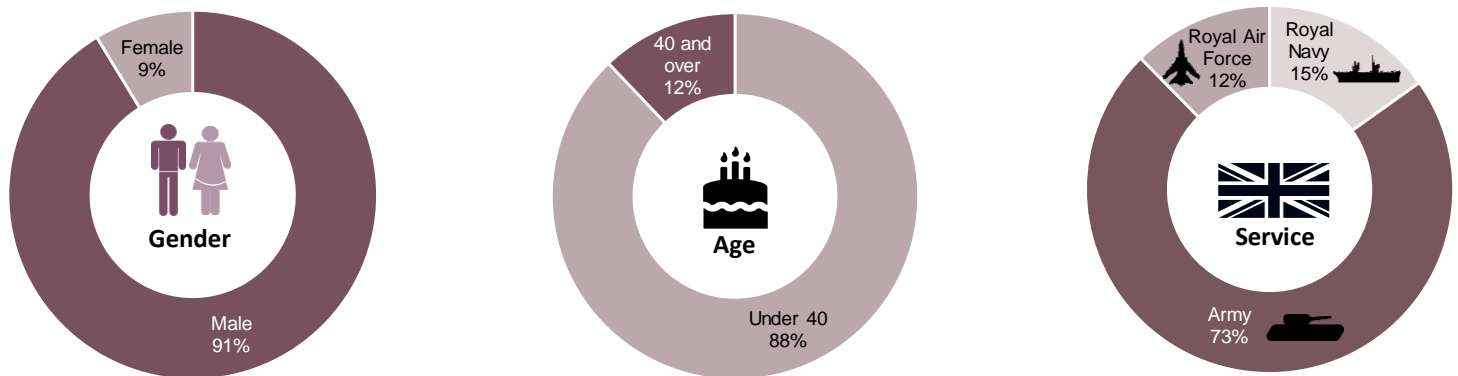
This was likely to be due to a change in the types of injuries being claimed for, as injuries caused in active scenarios, including combat, have declined in recent years while injuries from events where the peer-reviewed evidence does not support a causal link to service have increased.

Outcomes for claims registered since 2018/19 has remained consistent with 47% of registered claims being awarded and 40% being rejected.

Demographics of awarded injury/illness claimants

This section presents a demographic breakdown of all awarded injury/illness claimants between 6 April 2005 and 31 March 2022.

Figure 6: Gender, age and service^{RN} breakdowns of awarded injury/illness claimants, percentages^P
6 April 2005 to 31 March 2022



Source: Armed Forces Compensation Scheme

^{RN} 'Royal Navy' includes the services Royal Navy and Royal Marines, formerly referred to as 'Naval Service'.

^P As at 31 March 2022 there were 1,708 pending injury/illness claims. Therefore, figures are provisional and may change in the future as these claims are cleared.

The proportions of awarded AFCS claimants who were male (91%^P) and/or aged under 40 (88%^P) were broadly in line with the gender and age profile of the UK Regular Armed Forces as at 30 June 2022⁵ (89% and 79% respectively). Since the scheme began on 6 April 2005, over three quarters (76%^P) of all injury/illness claims were registered by serving UK Armed Forces personnel, so it is to be expected that the demographic profile of those awarded compensation was similar to that of the UK Regular Armed Forces.

The percentage of lump sum awards made to serving or ex-serving Army personnel (73%^P) was higher than the percentage of Army personnel serving in the UK Regular Armed Forces as at 1 January 2022⁶ (60%). These findings replicate recent MOD Health and Safety Statistics⁷ which showed that Army personnel were at significantly higher risk of reporting injury and ill health incidents than personnel in the Royal Navy^{RN} and RAF.

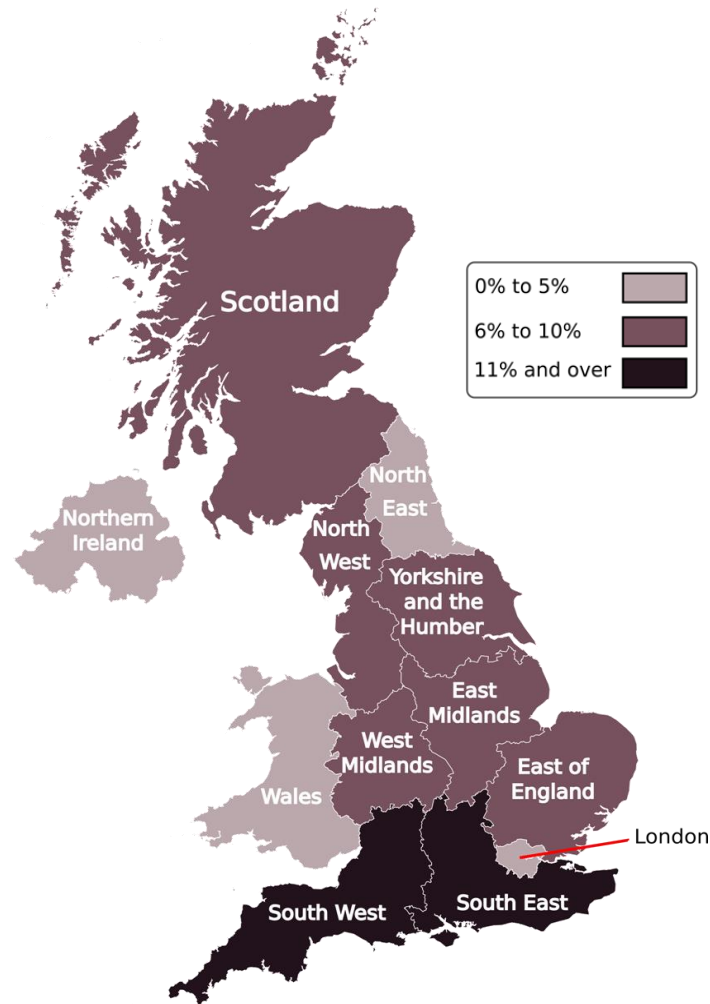
^{RN} 'Royal Navy' includes the services Royal Navy and Royal Marines, formerly referred to as 'Naval Service'.

(Tables 2 and 14, Supplementary Tables)

Source: Compensation and Pension System

Figure 7: Heat map of location of awarded AFCS injury/illness claimants by UK region¹, percentages^P

6 April 2005 to 31 March 2022



Spatial data sourced from ArcGIS OpenData. Data covered by Open Data Commons Licence.

1. Location of the latest recorded contact address within CAPS as at 31 March 2022.

^P As at 31 March 2022 there were 1,708 pending injury/illness claims. Therefore, figures are provisional and will change in the future as these claims are cleared.

Location information was retrieved from CAPS as at 31 March 2022. For in-service personnel, location is defined as the latest contact address recorded on this date. Latest recorded home address is used for personnel who have left service.

The proportion of lump sum awards recipients whose latest address was based in the South East or the South West of England (39%^P) was lower than the 54% of UK Regular Armed Forces personnel based in the same regions as at 1 April 2021⁸.

Please note that 7%^P of successful AFCS injury/illness awards were made to claimants whose latest address was either overseas, in 'Other UK' (includes Isle of Man and Channel Islands) or 'UK Unknown' (includes those with a UK address at the time of initial claim but it was not possible to assign the address to a region), or their address information was incomplete so it was not possible to assign the address to a country or region.

Injury/illness awarded conditions

This section presents a summary of all injuries/illnesses awarded under the AFCS as at 31 March 2022, and trends over time. Note that the underlying data in this section and The Supplementary Tables have been rounded to the nearest five to safeguard the confidentiality of individuals. Please see the methodology section and the Background Quality Report for further detail.

Claimants can apply and be awarded compensation for multiple conditions within a single claim. This means that the resulting numbers of awarded claims and awarded conditions will not always be the same.

Since the start of the scheme;

84,305^p conditions had been awarded compensation, following 61,819 successful injury/illness claims.

7%^p of all awarded conditions were severe enough to attract a GIP (5,600).

Service-attributable injuries / illnesses are awarded under the AFCS in line with one of **nine tariff of injury tables**:

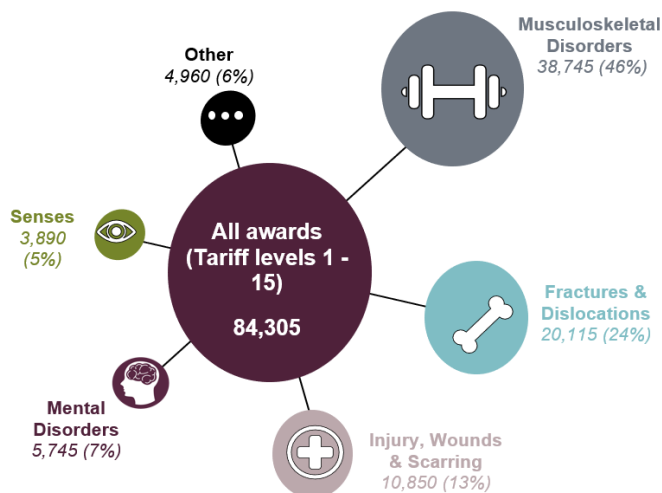
- Table 1 - Burns
- Table 2 - Injury, Wounds and Scarring
- Table 3 - Mental Disorders
- Table 4 - Physical Disorders
- Table 5 - Amputations
- Table 6 - Neurological Disorders
- Table 7 - Senses
- Table 8 - Fractures and Dislocations
- Table 9 - Musculoskeletal Disorders.

The [full list of tariff of injury tables](#) can be found online.

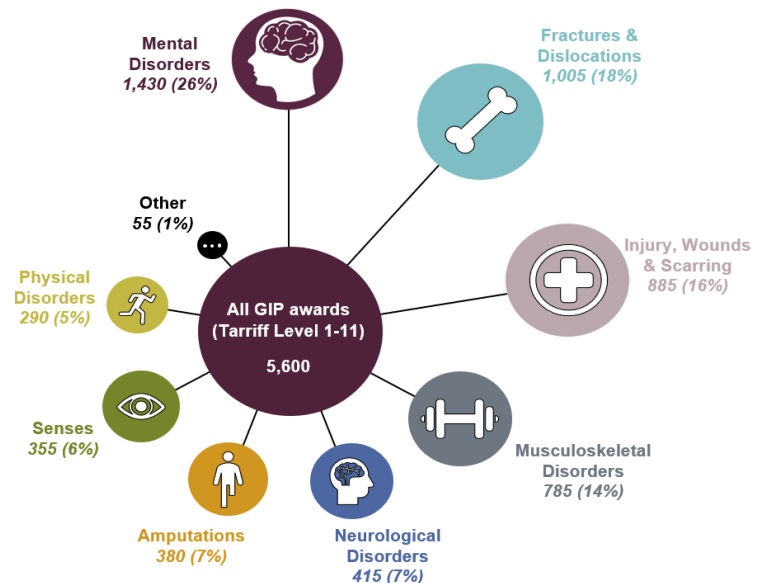
Figure 8: Most common tariff of injuries awarded under the AFCS, numbers^p and percentages

6 April 2005 to 31 March 2022

All awarded conditions:



Conditions awarded a lump sum plus GIP:



^p As at 31 March 2022 there were 1,708 pending injury/illness claims. Therefore, figures are provisional and will change in the future as these claims are cleared.

(Table 13, Supplementary Tables)

Source: Compensation and Pension System

Injury/illness awarded conditions (cont.)

Since the start of the scheme, there were 84,305^p awarded conditions following 61,819^p successful claims.



46%^p Of all conditions awarded
 Compared with
14%^p Of all GIP awards

Musculoskeletal (MSK) disorders were the most prevalent condition (46% of all conditions awarded), which was expected since MSK disorders and injuries are the most common causes of medical discharge from the UK Regular Armed Forces^s. However, MSK accounted for only 14%^p of conditions awarded a GIP

suggesting that whilst MSK disorders were the most prevalent service-attributable condition, most recipients were often not expected to experience a significant loss of earning capacity.

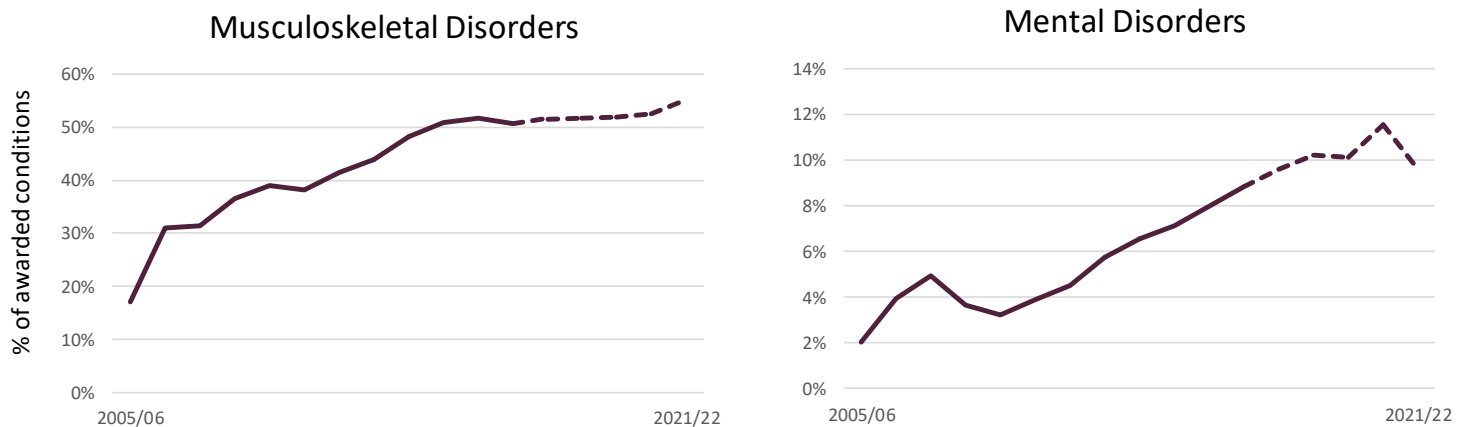
Mental disorders made up only a small percentage (7%) of all awarded conditions but were much more prevalent for more serious conditions which attracted a GIP (26% of all GIP awards). This reflected the long term, complex nature of mental disorders, and their impact on claimants' earning capacity in the future.



7%^p Of all conditions awarded
 Compared with
26%^p Of all GIP awards

Figure 9: AFCS injury/illness conditions awarded, MSK disorders and Mental disorders, by financial year the claims were registered, percentage of awarded conditions^P

6 April 2005¹ to 31 March 2022



Source: Armed Forces Compensation Scheme

1. The AFCS scheme began on the 6 April 2005.

^P Due to pending cases, the figures for 2017/18, 2018/19, 2019/20, 2020/21 and 2021/22 are provisional and marked as '-'

The proportion of awarded conditions for MSK was stable at approximately 52%^p for claims registered between 2015/16 and 2019/20. The higher proportion of awarded conditions for MSK seen in 2020/21 is likely to fall once pending cases have been cleared (Figure 9). The proportion of all awarded conditions for mental disorders significantly increased year-on-year between 2009/10 and 20/21: from 3% to 12%^p. The increase was a combination of rising mental health presentations and the effect of MOD and national campaigns to raise awareness and reduce the stigma of mental health, resulting in more personnel seeking help. In 2021/22, the awarded conditions for mental disorders decreased to 10% which is consistent with the percentages seen between 2017/18 and 2019/20.

GIPs are paid to those whose injuries would cause a significant loss of earning capacity. Since 2007/08 the proportion of awarded conditions attracting a GIP significantly decreased from 13% in 2007/08 to less than 1%^p in 2021/22. This was largely due to: the reduction in life threatening injuries following the end of Operations in Iraq and Afghanistan; the reduction in serious injuries in the workplace due to emphasis on Health, Safety and Environment protection and; advances in treatment and rehabilitation.

There are high volumes of external interest in AFCS awards for Non-Freezing Cold Injury, Noise Induced Hearing Loss and Post-Traumatic Stress Disorder. Figures can be found in Table 13 of Supplementary Tables.

(Table 13, Supplementary Tables)

Source: Compensation and Pension System

Recipients of Guaranteed Income Payments

This section presents further detail on veterans in receipt of a Guaranteed Income Payment (GIP) for more severe injury or illnesses, and those in receipt of the Armed Forces Independence Payment (AFIP), as at 31 March 2022. For more information on GIPs and the AFIP please see accompanying Background Quality Report.

In addition to a lump sum payment, an ongoing Guaranteed Income Payment (GIP) is awarded for a more serious injury/illness (awarded at tariff levels 1-11). A GIP is payable for life, to recognise future loss of earning capacity, with the first payment made once the claimant has left service (following an in-service claim), or from date of claim clearance (following a post-service claim). All GIP recipients are veterans.

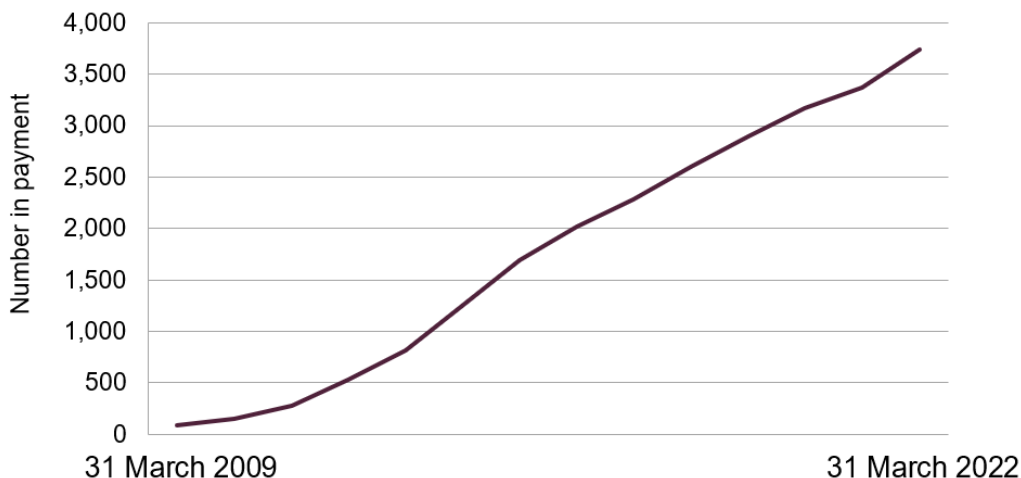
As at 31 March 2022, **3,739 veterans were in receipt of a GIP** following an injury/illness claim.

This was lower than the total number of GIP awards made since the start of the scheme (4,259) for several reasons:

- A veteran may be in receipt of a GIP following multiple successful claims under the AFCS (the amount received will account for multiple awards but claimants will be counted once).
- In-service claimants awarded a GIP who were still in service will not begin to receive payment until they have left service.
- A previous GIP recipient has ceased to receive payment, for example due to death or legal reasons.

Figure 10: UK Armed Forces Veterans in receipt of a Guaranteed Income Payment, by financial year¹

As at 31 March 2009 to as at 31 March 2022²



1. This figure does not include deferred GIPs.

2. From January 2009 there was a change in the source of data regarding GIPs. Data prior to this date is incomplete.

Since 31 March 2009, the number of ex-service personnel in receipt of a GIP has increased year on year. This is due to the cumulative effect of new veterans starting to receive their GIP each year and those awarded in previous years continuing to receive it.

(Tables 2 and 15, Supplementary Tables)

Source: Veterans UK Finance Team

Armed Forces Independence Payment (AFIP)

As at 31 March 2022, there were 3,739 veterans in receipt of a GIP, of which 1,335 were also identified as being in receipt of the AFIP. There are a number of reasons why personnel may not be receiving the AFIP:

- The AFCS GIP recipient was not eligible to receive an AFIP.
- An AFIP eligible claimant may have opted to continue to receive the Personal Independence Payment (PIP)
- The GIP award was made recently and therefore the eligible claimant's AFIP payment was still being processed.
- The MOD had a non-response from the eligible claimant to determine whether they wish to receive the AFIP.

Service personnel awarded a GIP at 50% or above are eligible to apply for additional financial support via the Armed Forces Independence Payment (AFIP). The AFIP was introduced on 8 April 2013 and is a benefit to help with the extra costs of long-term health conditions or disability. More information about AFIPs can be found at the [Gov.UK website](https://www.gov.uk).

AFCS awards to those deployed to Iraq and/or Afghanistan

This section presents a summary of all awarded AFCS claimants who have previously deployed to Iraq and/or Afghanistan, since the MOD is frequently asked to provide this information.

It is important to note that the AFCS attributes injury/illness to service and not a particular event during a service person's career. Therefore it is not possible to attribute AFCS claims/awards to a specific deployment and **these figures are likely to include individuals awarded compensation for an injury/illness that did not occur as a result of their deployment**, even though they had deployed at some previous point in time prior to registering their claim

Of the 49,853 people awarded compensation for an injury/illness caused by service as at 31 March 2022, a total of 30,570 had deployed to Iraq and/or Afghanistan prior to their claim. Of these:

- 6,250 individuals had deployed on Operations in Iraq only prior to the registered date of their claim.
- 14,279 individuals had deployed on Operations in Afghanistan only prior to the registered date of their claim.
- 10,041 individuals had deployed on Operations in both Iraq and Afghanistan prior to the registered date of their claim.

Latest survivors' claim outcomes

This section provides summary statistics on the latest outcome of all survivors' claims registered under the AFCS as at 31 March 2022, and trends over time.

Note that as at 31 March 2022 there were 29 pending survivors' claims. Therefore, **figures are provisional** and will change in the future as these claims are cleared.

Awarded Survivors' Guaranteed Income Payment (SGIP):

If a death is found to be attributable to service, the eligible partner/spouse of the deceased will receive a SGIP, paid to provide financial support and to recognise the loss of the deceased partner's earnings. The amount paid is increased in line with inflation each year and is paid for life.

Those in receipt of a SGIP may claim for an additional child payment where their child/children meet the eligibility criteria.

Rejected: Death was found not to be attributable to service.

Since the start of the scheme;

1,118^p Survivors' claims have been cleared under the AFCS, of which:

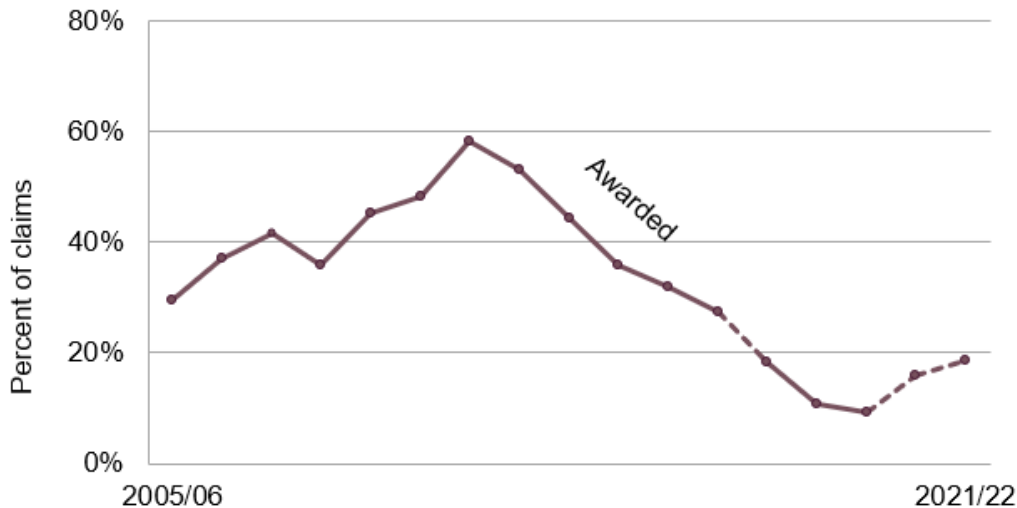
37%^p have been awarded a Survivors' Guaranteed Income Payment (415^p).

63%^p have been rejected (703^p).

A survivors' claim is automatically generated following a death in service where death occurred on or after 6 April 2005, regardless of whether the death was caused by service. This may partly account for the lower success rate compared with other claim types.

Figure 11: Awarded AFCS survivors' claims, by financial year the claims were registered, percentages^p

6 April 2005 to 31 March 2022



^p As at 31 March 2022 there were 29 pending survivors' claims. Therefore, figures are provisional and will change in the future as these claims are cleared.

Since the start of the scheme, the proportion of awarded survivors' claims has fluctuated, reflecting the change in operational tempo over time. Figure 11 shows that the proportion of awarded survivors' claims was highest between 2009/10 and 2013/14, a time when there were a high volume of military deaths due to operations in Iraq (which ended on 22 May 2011) and Afghanistan (which ended on 12 December 2014). The proportion of awarded survivors' claims fell to its lowest level in 2018/19 before increasing to 19% in 2021/22.

(Table 2, Supplementary Tables)


Source: Compensation and Pension System


Survivors' payments

This section presents further detail on spouses awarded a Guaranteed Income Payment (GIP) and Child Payments (CP) with summary statistics on spouse and child recipients as at 31 March 2022.

An awarded survivors' claim may result in more than one payment for example a spouse GIP and one or more child payments. For further information on survivors' GIPs, please see accompanying Background Quality Report.

As at 31 March 2022, there were:

 **322 spouses**
in receipt of a SGIP

 **276 children**
in receipt of a CP

The term 'spouse' was used in this section to refer to spouses and eligible partners in receipt of a survivors' GIP.

Of the 322 spouses in receipt of a SGIP:

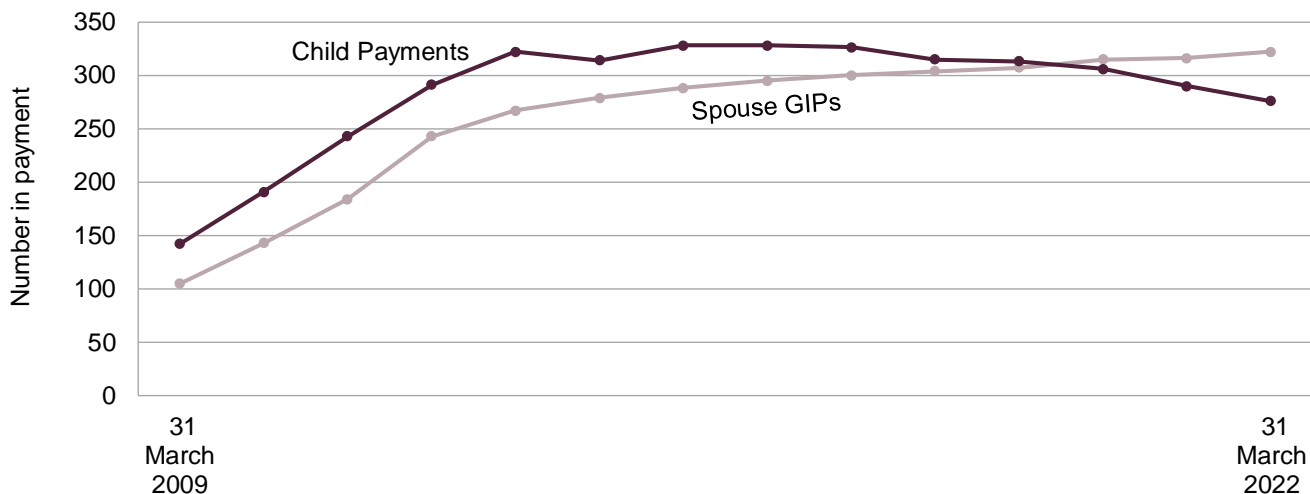
 **99%**
were female

 **60%**
were younger than 45
years of age

 **32%**
were located in the South
East or the South West of
England

Figure 12: Eligible spouses and children in receipt of a Survivors' Guaranteed Income Payment (GIP) or Child Payment, as at financial year end, numbers

As at 31 March 2009 to as at 31 March 2022¹



1. From January 2009 there was a change in the source of data regarding GIPs. Data prior to this date was incomplete and therefore not presented in the figure.

The number of survivors' GIPs and child payments in payment increased over time between 31 March 2009 and 31 March 2013. This was at a time when there was high operational tempo in Iraq and Afghanistan resulting in higher numbers of service related deaths⁴. Since 31 March 2013, the number of SGIPs in payment increased at a slower rate. This reflected the reduced operational tempo leading to a reduction in the number of service personnel who died each year, and a reduction in SGIP claims and awards.

Financial expenditure under the AFCS

The financial information supplied by DBS Veterans UK is provided on an accrual basis. Expected expenditure is recorded when a claim is submitted and then later revised if this claim is withdrawn or rejected. Expenditure figures may therefore differ to the amount of actual monies paid out in a given time period, as they may include pending cases that are due to be paid but have not yet been paid or pending claims that go on to be rejected at a later date.

This section provides information on the total expenditure under the AFCS since the scheme began on 6 April 2005.

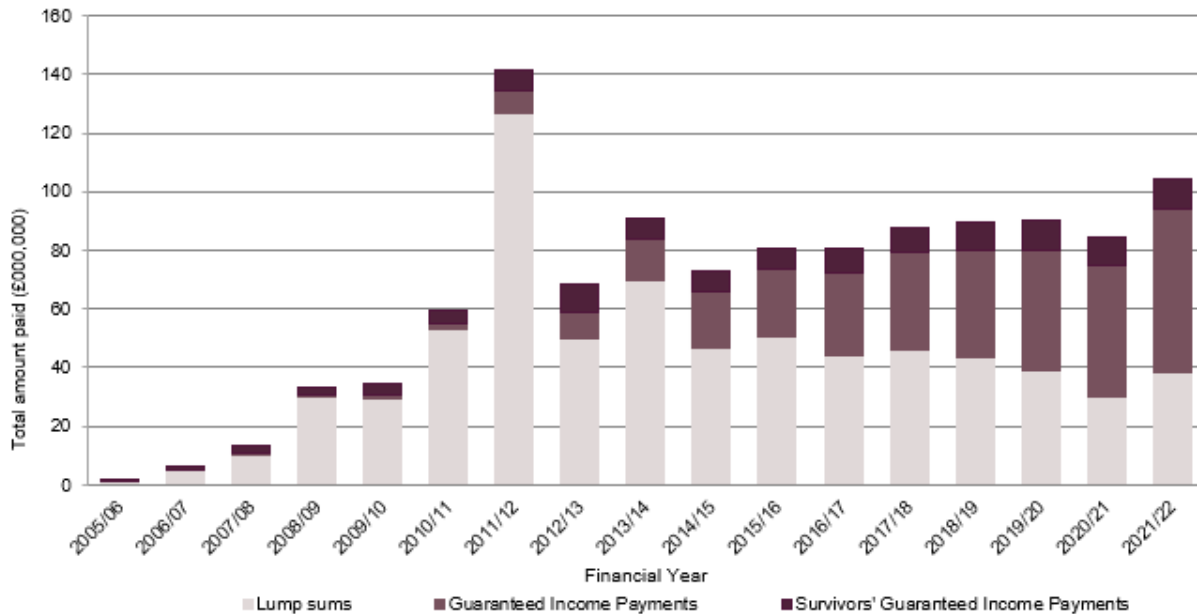
As at 31 March 2022;

The total expenditure was over £1,138M^P for compensation under the scheme. Of which, expenditure was:

- Over £714M^P for lump sum payments.
- Over £316M^P for Guaranteed Income Payments (GIPs).
- Over £107M^P for Survivors' Guaranteed Income Payments (SGIPs).

Figure 13: AFCS expenditure, by type of payment and financial year paid, £^P

6 April 2005 to 31 March 2022



^P Accounts for the 2021/22 financial year are pending an audit and may change in future. As such, these figures are marked provisional.

The total expenditure for lump sum payments during 2011/12 was higher than other financial years (over £126M). This was primarily due to additional payments made following the Lord Boyce Review, whereby all previous lump sum awards were uplifted and back-payments were made. Pre-and-post Lord Boyce review tariff awards can be found in the [Background Quality Report](#). The same increase in expenditure for lump sum payments has not been seen in the 2018/19 following the implementation of the Quinquennial Review (QQR) recommendations on 9 April 2018. The increase in tariff amounts recommended by the QQR were intended for new claimants only; previous lump sum awards have not been uplifted.

(Table 19, Supplementary Tables)

Source: Veterans UK Finance Team

The smaller peak in 2013/14 was driven by an increase in the number of cleared claims (where a decision was made) due to additional resources allocated to AFCS workloads to clear a backlog of cases following the Lord Boyce Review.

The annual expenditure for GIPs increased year-on-year. This was expected as the amounts paid each year represent all ongoing cumulative payments and not just those awarded in each year.

The increase seen in the expenditure for 2021/22 may in part be due to the increased number of appeals cleared following the move to hear the majority of tribunals remotely.

Data, definitions and methods

This section provides a brief summary of the methodology and data sources. More detailed information is available in the Background Quality Report.

Data Sources

Most of the information presented within this Statistical Bulletin was sourced from AFCS data held on the Compensation and Pension System (CAPS), managed by DBS Veterans UK who are responsible for administering the scheme. DBS Veterans UK are responsible for ensuring the quality of the data supplied to Defence Statistics.

Defence Statistics receive quarterly datasets from the DBS Veterans UK finance team which were used to report on recipients of Guaranteed Income Payments. Information on the overall financial amounts paid out under the AFCS were also sourced from the Finance Team.

Information on those in receipt of the Armed Forces Independence Payment (AFIP) are recorded by Veterans UK in an excel spreadsheet. These data were used to provide the number of individuals in receipt of AFIP.

Deployment data were used to determine those awarded under the AFCS that have previously deployed to Iraq and/or Afghanistan. Defence Statistics maintains a database of individual deployment records from November 2001. Data prior to April 2007 was derived from the single services Operation Location tracking (OPLOC) systems and data since April 2007 was obtained from the Joint Personnel Administration (JPA) system. The data covers deployments on Op TELIC (2003-2009) and Op VERITAS/Op HERRICK (2001-2014).

Data Coverage

The data presented include all regular and reservist personnel, veterans and dependants who have claimed for compensation under the AFCS for any injury/illness/death caused by service on or after 6 April 2005.

Although the figures presented include all claims registered during the reported time period, the figures do not represent all individuals who have sustained a service-related injury/illness or who have died during that time. There can be a time lag between an individual's injury/illness and the date they make a claim. Individuals have up to seven years to make an injury/illness claim from the date of their initial injury/diagnosis. There are some exceptions to this such as late-onset illnesses. Claims for a late-onset illness can be made at any time after the event to which it relates, as long as it was done within three years of seeking medical advice. Families have up to three years to make a claim as a result of a death post-service.

This report presents claim outcomes based on the latest information held for each claim as at 31 March 2022.

Significance test

The z test difference between two proportions was used to identify if there were significant differences between percentage point estimates over time. The significance test provided confidence to state that an observed difference between the percentages was a real difference and did not occur due to chance.

A significance level of 0.05 has been used throughout this report, however, where appropriate, a Bonferroni correction has been applied to allow for multiple testing.

Data, definitions and methods (cont.)

Methodology changes

Latest claim outcome

Statistical Bulletins prior to June 2017 presented injury/illness and survivors' claim outcomes based on initial outcome only. For Statistical Bulletins from and including June 2017, the methodology was amended to enable the latest claim outcome for all claims to be derived. Historical figures were revised using the new methodology. Further details can be found in the accompanying Background Quality Report.

Reconsiderations, appeals and reviews

In the June 2019 bulletin two methodology changes were made to Tables 3, 4 and 5 (presenting outcomes for reconsiderations, appeals and reviews) in the accompanying Supplementary Tables:

- The outcomes of reconsiderations, appeals and reviews were recategorised following consultation with DBS Veterans UK.
- Registered injury/illness reconsiderations, appeals and reviews will no longer be split into 'In-service' or 'Post-service' events based on the date on which the initial injury/illness claim was registered, but on the date the specific event (the reconsideration, appeal or review) had been registered.

The historical figures were revised. Please see the Background Quality Report for further details.

Calculation of claim clearance times

In Statistical Bulletins prior to the June 2018 publication, clearance times were calculated as the number of working days between the date the claim was registered on the Compensation and Pension System (CAPS) and the date the claim was cleared. However, these clearance times did not include any time lag between the claim being received by the DBS Veterans UK and the details being entered onto the CAPS. This time lag could be considerable in complex cases where detailed assessments had to be conducted initially to determine whether the claim should be formally assessed under the AFCS or the WPS. From the June 2018 bulletin and onwards, clearance times have been calculated as the number of working days between the date the claim was received by DBS Veterans UK and the date the claim was cleared. Full details of this methodology change can be found in the accompanying Background Quality Report.

It was not possible to revise the historic time series for clearance times as the date of claim receipt has not been entered retrospectively on the CAPS. Therefore, Tables 6-9 in the Supplementary Tables present a break in the time series from 2017/18 to reflect the change in methodology.

In previous statistics, the calculation of clearance times for appeals included the time taken for any association post-appeal reconsiderations to clear, providing an inaccurate reflection of the time taken for some appeals to clear, which influenced summary statistics. From the June 2022 bulletin, clearance times for post-appeal reconsiderations have been removed from the relevant appeals to provide a more accurate clearance times for the appeals process. Further information on the methodology change can be found in the Background Quality Report.

Strengths and weaknesses of the data presented in this report

This report combines data captured across a variety of MOD databases to present a single source of information on claims, awards and payments made under the AFCS. These statistics can be used by MOD to monitor trends over time.

The key strength of the Armed Forces Compensation Scheme data was the efficient methods adopted to capture AFCS data extracts. Validation checks are undertaken to ensure that the information provided in the reports are accurate.

The key weakness was that Defence Statistics have to rely on the level of detail that DBS Veterans UK manually enter for each claim. There are no other data sources that can be used to validate the information provided to Defence Statistics. Furthermore, a great deal of the information was recorded in free text fields.

More detailed information on the data, definitions and methods used to create this report can be found in the Background Quality Report.

Glossary

Appeal: If a claimant is not satisfied with the outcome of their claim they may lodge an appeal to an appropriate Tribunal.

Armed Forces Compensation Scheme (AFCS): Compensation scheme for all members of the regular and reserve forces. It provides compensation for all injuries, ill-health and death attributable to service where the cause occurred on or after 6 April 2005.

Armed Forces Independence Payment (AFIP): On 8 April 2013 the MOD, in conjunction with the Department for Work and Pensions (DWP), introduced a new benefit called the Armed Forces Independence Payment (AFIP). The AFIP is a simplification of the financial support available for members of the Armed Forces who have been seriously injured as a result of service since 6 April 2005. The AFIP provides eligible recipients with on-going payments to help with the additional costs associated with their injuries.

Armed Forces Pension Scheme (AFPS): Pension available to members of the Regular Armed Forces who have served for a minimum of two years:

AFPS 75: Introduced in 1975 and closed to new members from 6 April 2005. Pension benefits are based on rank and time served;

AFPS 05: Introduced on 6 April 2005. Pension benefits are based on time served and final salary.

AFPS 15: Introduced on 1 April 2015. Pensions are calculated using a system called Career Average Revalued Earnings (CARE). For more information on how CARE works please go to the [Gov.UK website](#).

Child Payment (CP): A taxable payment designed to compensate eligible child(ren) for loss of financial support following the death of their parent, guardian or person on whom they were financially dependent as a result of service.

Claim: The term 'claim' is used to refer to both injury/illness claims raised by a claimant (as well as medical discharge) and death-in-service cases which are automatically referred to DBS Veterans UK for consideration.

Cleared claim: A claim is classed as cleared when DBS Veterans UK issue a letter to the claimant informing them of the outcome of their claim, reconsideration and/or appeal.

Compensation and Pension System (CAPS): Administrative system used to capture electronic information on the AFPS and AFCS.

First Tier Tribunal (FTT): The FTT hears appeals from servicemen and servicewomen within England and Wales who have disagreed with the decision made by DBS Veterans UK on the outcome of their claim.

Guaranteed Income Payment: A Guaranteed Income Payment (GIP) is payable when an award has been made and the injury or illness is awarded at tariff levels 1 to 11.

Injury/illness claim: Claims made by serving or former members of the Armed Forces for an injury or illness caused by service on or after 6 April 2005. They include in-service claims, medical discharge claims and post-service claims.

Inter-quartile range: The inter-quartile range is the range in which the middle 50% of the data points fall (i.e. the distance between the lower and upper quartile). The longer the inter-quartile range, the wider the spread of data.

Glossary (cont.)

Lump Sum Award: A tax-free lump sum payment is paid to a service or ex-service person as compensation for pain and suffering for an injury or illness that is predominantly caused or made worse by service.

Median average: The median of a finite list of numbers can be found by arranging all the values from lowest to highest and picking the middle value.

Medical Discharge Claim: Personnel medically discharged from service will have a claim automatically registered under the AFCS if they meet certain criteria. Please see the Background Quality Report for more information.

Non-genuine AFCS cases: Include 'spanning' and 'treat as never made' cases. Spanning cases are claims considered first for entitlement under the AFCS, but passed to the War Pension Scheme where the cause of injury or onset of illness occurred prior to 6 April 2005. Treat as never made cases are those that have been registered under the Scheme but are later abandoned either due to the claim being entered in error or the claimant not proceeding with the claim.

Pensions Appeal Tribunal (PAT): The PAT hears appeals from servicemen and servicewomen within Scotland and Northern Ireland who have disagreed with the decision made by DBS Veterans UK on the outcome of their claim.

Reconsideration: If a claimant is not satisfied with the outcome of their claim they may ask for DBS Veterans UK to reconsider their claim.

Post-Appeal Reconsideration: When a reconsideration is automatically registered as part of the appeal process to meet the requirement of a prior cleared reconsideration.

Registered claim: A claim is classed as registered when DBS Veterans UK begin a workflow on the CAPS for a claim.

Reviews: Collective title for specific re-evaluations that can be made on a claim. These include:

Interim reviews: In claims where the disorder is not in a steady state, prognosis is uncertain or treatment is ongoing or yet to begin, a temporary award may be given at the most likely tariff level. The claim will then be reviewed within 2 years.

Exceptional reviews: Where an injury or illness has unexpectedly and exceptionally worsened, or caused a further injury to develop (within 10 years of original decision)

Ignorance/mistake reviews: In the event of a mistake, either by DBS Veterans UK or the claimant, the award will be subject to change due to the amended information.

Service termination review: When a claim is awarded while the claimant is still serving but the injury/illness has become worse or caused another injury to develop, a review of the claim can be made up to a year after leaving service.

Final review: Where more than ten years have passed since the AFCS decision, a final review of an AFCS award can be requested. It is anticipated that there will be exceptionally rare occasions where an AFCS award is found to be inappropriate beyond the ten-year point, given the number of review points available before the ten-year point and the basis of the AFCS scheme which makes final decisions only once prognosis is clear.

Spanning cases: Spanning cases are claims considered first for entitlement under the Armed Forces Compensation Scheme, but passed to the War Pension Scheme where the cause or injury occurred prior to 6 April 2005.

Survival Analysis: Analyses the time duration until the event of interest occurs. In this case, that is when a registered claim has been cleared.

Survivors' claim: Claims made by surviving dependents of former UK Armed Forces Personnel where death was caused by service on or after 6 April 2005. They include death-in-service claims, death-post-service claims and additional child claims. One awarded survivors' claim may result in multiple payments (for example to a spouse and children).

Survivors' Guaranteed Income Payment: A Survivor's Guaranteed Income Payment (SGIP) is a taxable payment designed to compensate an individual for loss of financial support following the death of their partner/spouse/parent as a result of service.

Tariff Levels: The AFCS has 15 tariff levels from 1 (most severe) to 15 (least severe). Each tariff level has a corresponding level of lump sum payment. A full summary of tariff levels can be found in the Background Quality Report.

Veterans UK: Veterans UK administer the armed forces pension schemes and compensation payments for those injured or bereaved through service.

War Pension Scheme (WPS): No fault compensation scheme for all members of the regular and reserve force. It provides compensation for all injuries, ill-health and death caused or made worse by service from the start of WW1 in 1914 to 5 April 2005. Personnel are only eligible to claim once they have left service.

Working days: Any day in which legal business can be conducted. In this report, working days exclude Saturdays, Sundays and public holidays.

References

1. A full summary of the [Lord Boyce Review](#).
2. A full summary of the [Quinquennial Review](#).
3. A full summary of the '[One Year On](#)' report.
4. [MOD Deaths in the UK Regular Armed Forces](#).
5. [UK Armed Forces biannual diversity statistics](#).
6. [UK Armed Forces Quarterly Service Personnel Statistics](#).
7. [MOD Health and Safety Statistics](#).
8. [MOD annual location statistics](#).
9. [MOD Annual Medical Discharges in the UK Regular Armed Forces](#).

Further information

Symbols

~	Figure has been suppressed due to Statistical Disclosure Control
P	Provisional
r	Revised
u	Low reliability

Disclosure Control

In line with the directives of the JSP 200, disclosure control was conducted on all statistical information provided by the MOD to safeguard the confidentiality of individuals. Within these statistics a risk of disclosure has been considered to be high where numbers presented are fewer than three. In cases where a risk of disclosure exists, one of two appropriate disclosure control methods have been applied:

Figures have been suppressed: In most cases where there may be a risk of disclosure, numbers fewer than three have been suppressed and marked as '~'. Where there was only one cell in a row or column that was fewer than three, secondary suppression has been applied so that numbers cannot be derived from totals or subtotals. In most cases the secondary suppression has been applied to the next smallest figures. However, in Table 14 in The Supplementary Tables, Northern Ireland figures were the next smallest after primary suppression of 'Other UK' in some financial years. Due to public interest in the location of service personnel and veterans awarded compensation under the AFCS, the 'UK Unknown' figures had secondary suppression applied, since these figures were less useful to external users of these statistics.

Figures have been rounded to the nearest five: In some cases where the suppression of information would result in larger numbers being 'hidden' as a result of secondary suppression and it has not been possible to group columns and/or rows, figures have been rounded to the nearest five. Due to rounding, the totals may not be equal to the sum of their components. This method of suppression has been applied to the following 2021/22 Tables in The Supplementary Tables: 3, 4, 5, 12, 13 and 22.

Revisions

The AFCS statistics are subject to routine revisions as the CAPS is a live data system and historic data may be amended on the CAPS between data extracts (see Background Quality Report for further information). Any revisions to historic data as a result of amended information on the CAPS can be identified by a revision marker ('r') and are only discussed if such revisions are considered to have impact on the findings.

The figures presented for 2017/18, 2018/19, 2019/20, 2020/21 and 2021/22 (including totals for 'All years') are marked as provisional and may change if claims currently pending are later cleared or identified as 'non-genuine' AFCS cases. As such, these figures may reduce as the pending cases are cleared and should not be considered final. Financial information for the latest year are also provisional due to the accounts pending an audit and therefore may change in the future.

The 2021/22 bulletin includes several corrections to definitions compared to previous. Outcomes of appeals which was previously defined as only including First Tier Tribunal outcomes is now correctly defined as final outcomes which includes both First and Upper Tier Tribunal outcomes. Financial information which was previously defined as total amounts paid out is now correctly defined as 'expenditure' to represent the accruals method of summarization. Finally, location information which was previously defined as the address at time of claim is now correctly defined as latest recorded address in CAPS to reflect the methodology. More detail on all of these changes can be found in the Background Quality Report.

Further information (cont.)

Scheme information

Further information on the WPS and other MOD compensation schemes can be found on the Gov.UK website: [War Pension Scheme and Armed Forces Compensation Scheme](#).
[MOD Common Law Claims and Policy Division](#).

Contact Us

Defence Statistics welcome feedback on our statistical products. If you have any comments or questions about this publication or about our statistics in general, you can contact us as follows:

Defence Statistics Health Tel: 030 6798 4423
Email: Analysis-Health-PQ-FOI@mod.gov.uk

If you require information which is not available within this or other available publications, you may wish to submit a Request for Information under the Freedom of Information Act 2000 to the Ministry of Defence. For more information, see the [Gov.UK website](#).

Other contact points within Defence Statistics are:

Defence Expenditure Analysis	030 6793 4531	Analysis-Expenditure-PQ-FOI@mod.gov.uk
Price Indices	030 6793 2100	Analysis-Econ-PI-Contracts@mod.gov.uk
Naval Service Workforce	023 9254 7426	NavyStratPol-SECFOI@mod.gov.uk
Army Workforce	01264 886175	DefStrat-Stat-Army-Enquiries@mod.gov.uk
RAF Workforce	01494 496822	Analysis-Air@mod.gov.uk
Tri-Service Workforce	020 7807 8896	Analysis-Tri-Service@mod.gov.uk
Civilian Workforce	020 7218 1359	Analysis-Civilian-Enquiries@mod.gov.uk

If you wish to correspond by mail, our postal address is:

Defence Statistics Health
Ministry of Defence, Abbey Wood (North)
#6028, Oak, 0, West
Bristol
BS34 8JH

For general MOD enquiries, please call: 020 7218 9000

For Press Office, please call: 020 721 87907