



Use these notes to help you fill in the Self-employment (short) pages of your tax return

Fill in the 'Self-employment (short)' pages if your turnover, including any taxable coronavirus support scheme payments, was less than £85,000 (or would have been if you had traded for a full year). If it was £1,000 or less, read 'Trading income allowance' below.

Check if you still need to fill in a tax return

If you do not think you need to fill in a tax return for this year, go to www.gov.uk/check-if-you-need-a-tax-return

If you do not need to fill in a return, you must tell us by 31 January 2024 to avoid paying penalties.

Coronavirus support scheme payments

You must include amounts of taxable coronavirus support scheme payments that you received, subject to further guidance in these notes.

These include the following:

- Coronavirus Job Retention Scheme (CJRS)
- any other applicable HMRC coronavirus support scheme
- payments that you were entitled to receive from local authorities or devolved administrations

i For more information about coronavirus support schemes, go to www.gov.uk/guidance/reporting-coronavirus-covid-19-grants-and-support-payments

Include coronavirus support payments in box 10.

Incorrectly claimed coronavirus support scheme payments

If you received a CJRS, or any other applicable HMRC coronavirus support scheme payment that you were not entitled to and you have not voluntarily paid it back to HMRC or you have not received an assessment issued by an officer of HMRC in respect of the incorrectly claimed payment, put the incorrectly claimed amounts on page TR 5 of the main tax return SA100.

Trading income allowance

Total receipts from self-employment and miscellaneous income (see box 17 'Other taxable income' on page TRG 8 of the tax return notes) of up to £1,000 are exempt from tax and do not need to be reported on a tax return unless they are from a connected party.

You will be required to complete a tax return if you wish to pay Class 2 National Insurance contributions (NICs) voluntarily to maintain entitlement to contributory benefits such as State Pension.

Please read page TRG 2 of the tax return notes to check that you qualify for the trading income allowance.

If you claim the trading income allowance, you cannot deduct any allowable expenses or claim any other allowances.

If you do not want to claim the allowances as your allowable expenses are higher than your turnover and you want to claim relief for the loss - calculate your profits by deducting your allowable expenses and capital allowances from your turnover. If you do this, do not complete box 10.1.

If after reading TRG 2 you choose to complete the 'Self-employment (short)' pages because:

- you expect your turnover to exceed £1,000 in the next tax year, only complete boxes 1 to 8
- you want to voluntarily pay Class 2 NICs to build entitlement to contributory benefits like the State Pension, complete boxes 1 to 8 and put an 'X' in box 36
- you want to preserve your record of self-employment, for example to support an application for Maternity Allowance, just complete box 1
- you would like to claim Tax Free Childcare based on your self-employment income, complete box 1, box 9, box 10.1, box 21, box 28 and box 31

- you're a subcontractor and want to claim back tax deducted under the Construction Industry Scheme (CIS), complete boxes 1 to 8 and box 38

If your total receipts from all self-employment and miscellaneous income were over £1,000 complete the 'Self-employment (short)' pages by either:

- claiming the allowance in box 10.1 against your total receipts from self-employment - if you claim the trading income allowance, you cannot deduct any allowable expenses or claim any other allowances, you cannot claim this allowance if your receipts are from a connected party
- calculating your trading profits by deducting allowable expenses and allowances - if you do this, you cannot claim the trading income allowance

For this purpose 'total receipts from self-employment' include any entries in box 9, box 10, box 26 (Balancing charges) and box 27 (Goods and services for own use).

The trading income allowance of up to £1,000 can be split across more than one business and against miscellaneous income (see box 17 'Other taxable income' on page TRG 8 of the tax return notes).

i For more information on the trading income allowance, go to www.gov.uk/guidance/tax-free-allowances-on-property-and-trading-income

You'll need to fill in the 'Self-employment (full)' pages if:

- your business is more complicated or your turnover, including any taxable coronavirus support scheme payments, for the year is £85,000 or more
- you've changed your accounting date
- your taxable self-employed period, known as the basis period, is not the same as your accounting period and the income for the basis period is more than £1,000
- you have adjustment income because you changed your accounting basis
- your business ceased before 6 April 2023 and overlap relief is due
- you need to adjust any profits chargeable to Class 4 National Insurance contributions (NICs), such as receipt of self-isolation support payments due to coronavirus
- you were within the Managing Serious Defaulters (MSD) programme during the year

i For more information on self-isolation support payments, go to www.gov.uk/guidance/how-to-reportself-isolation-support-payments

Filling in the Self-employment (short) pages

It's important to keep records of your business income and expenses (money received or paid out if you're using cash basis, see box 8) and any tax that you paid during the year. You'll need these to help you fill in your tax return or to answer any questions we might have.

i For more about the records you need to keep, go to www.gov.uk/self-employed-records

If it's not possible for you to tell us your final figures by the filing deadline, include provisional figures but only fill in boxes 1, 5, 9, 10, 21 or 22, 28 and 31 or 32. You must also tell us in 'Any other information' on page TR 7 of your tax return why you've used provisional figures and when you expect to give us your final figures. Leave all other boxes blank.

Do not send any receipts, accounts or paperwork with your tax return, unless we ask for them.

Your name and Unique Taxpayer Reference

If you printed the 'Self-employment (short)' pages from the website, fill in your name and Unique Taxpayer Reference (UTR) in the boxes at the top of the form. Your UTR will be on any letters from us about your Self Assessment.

If you cannot find it, go to www.gov.uk/find-lost-utr-number

Your name	Your Unique Taxpayer Reference (UTR)
Paul Smith	1 3 5 7 9 2 4 6 8 0

Example of completed name and UTR boxes

Business details

Box 1 Description of business


Tell us what your type of business is in box 1. If you're a Foster Carer or Shared Lives carer write 'Qualifying carer' in box 1.

If your income is from letting furnished accommodation in your home, your gross receipts (including any balancing charges) are less than £7,500 (or £3,750 if shared) and you want to use the Rent-a-Room scheme, put Rent-a-Room in box 1 and leave the rest of the boxes blank.

If your gross receipts (including any balancing charges) from letting furnished accommodation in your home are more than the £7,500 limit (or £3,750) and you want to use the Rent-a-Room scheme:

- write 'Rent-a-Room' in box 1
- fill in boxes 2 to 8
- put your gross receipts (including services provided) in box 9
- put £7,500 (or £3,750) in box 19
- put any balancing charges in box 26

You cannot claim expenses, capital allowances or the trading income allowance under the Rent-a-Room scheme.

 For more information on the Rent-a-Room scheme, go to www.gov.uk and search for 'HS223' or www.gov.uk/renting-out-a-property/paying-tax

Box 4 If you are a foster carer or shared lives carer


Only put 'X' in the box if this applies to you. If your qualifying amount is more than your total qualifying care receipts:

- put '0' (zero) in box 31
- do not fill in the rest of form SA103s

If your qualifying care receipts are more than your qualifying amount and you use the simplified method to work out your profit:

- fill in boxes 2 to 8 (if they apply to you)
- put your total receipts in box 9
- put your qualifying amount in box 20
- fill in boxes 21, 28 and 31


Helpsheet 236 'Qualifying care relief: foster carers, adult placement carers, kinship carers and staying put carers' will help you fill in the 'Self-employment (short)' pages.

 For more information, go to www.gov.uk and search for 'HS236'.

Box 5 If your business started after 5 April 2022, enter the start date


If you started working for yourself between 6 April 2022 and 5 April 2023, put the date you started in box 5.

If you have not already registered for self-employment and Class 2 National Insurance contributions (NICs), you must do so now.

 For more information, go to www.gov.uk/register-for-self-assessment/self-employed

Box 6 If your business ceased before 6 April 2023, enter the final date of trading

If you stopped working for yourself between 6 April 2022 and 5 April 2023, put that date in box 6, not your end of year date. Tell us as soon as possible so you do not pay too much tax or Class 2 NICs.

 For more information, go to www.gov.uk/stop-being-self-employed

If you think overlap relief is due because your accounting date was not 5 April 2023, you must fill in the 'Self-employment (full)' pages.

Box 7 Date your books or accounts are made up to

It's usual to make your books up to the same date each year. For example, if you made your books up to 5 April 2023, put 05 04 2023 in box 7. If the date is after 5 April 2023 you must fill in the 'Self-employment (full)' pages.

Box 8 Cash basis

Put an 'X' in box 8 if you used cash basis.

Cash basis is a simpler way of working out your business profits or losses. You add up all your business income received (your turnover) and take off any allowable expenses paid in your accounting period. Do not include money you owe or owed to you at your end of year date.

Certain businesses cannot use cash basis.

 For more information, go to www.gov.uk/simpler-income-tax-cash-basis


If you used cash basis last year, use it again this year, unless it no longer suits, for example you want to claim loss relief against your income.

If you're a sub-contractor in the construction industry, your income is the full amount, before contractor deductions.

You may start to use cash basis this year if:

- this is your first year in business
- you used traditional accounting last year

If you change basis this year, from cash basis to traditional accounting basis or from traditional accounting to cash basis, you may need to make a transitional adjustment.

 For more information, go to www.gov.uk and search for 'HS222'.

Business income

Box 9 Your turnover

If you use traditional accounting, put the total amount of income earned by your business before taking off any expenses in box 9. Include:

- all payments – cash, card, cheque or any other method
- fees, tips and commissions
- any payments ‘in kind’ – that is, goods or services received in exchange for work done or goods sold
- money owed to you for work already done

Do not include coronavirus support payments in this box (see box 10).

If you’re using cash basis only include the income received.

If your turnover is up to £1,000, read ‘Trading income allowance’ on page SESN 1.

If you’re a subcontractor, make sure you include the full amount for the accounting period (before any Construction Industry Scheme (CIS) deductions made by contractors).

Box 10 Any other business income include COVID support payments such as CJRS

Coronavirus support scheme payments are taxable and include payments from the Coronavirus Job Retention Scheme (CJRS), self-isolation support schemes, any other applicable HMRC coronavirus support scheme and payments you were entitled to receive from local authorities or devolved administrations.

If you received coronavirus support scheme payments, include in box 10 the amount you received.

If you have received an assessment issued by an officer of HMRC in respect of a coronavirus support scheme payment incorrectly claimed, only include in box 10 the amount you kept.

Do not include in box 10 the amount of any sum that has been assessed which results in the repayment of coronavirus support scheme payments that you were not entitled to.

Do not include CJRS payments received as an employee whilst furloughed.

If you received a CJRS, or any other applicable HMRC coronavirus support scheme payment that you were not entitled to and you have not voluntarily paid it back to HMRC or you have not received an assessment issued by an officer of HMRC in respect of the incorrectly claimed payment, put the incorrectly claimed amount on page TR 5 of the main tax return SA100.

Also include income which constitutes trading income but is not included in your turnover. For example, income from letting part of your business accommodation, payments for the right to cross your land, non-arm’s length reverse premiums and amounts treated as profit by the trading income provided through third party rules.

Do not include income from another trade or business; this goes on separate ‘Self-employment’ pages.

Box 10.1 Trading income allowance

Before completing box 10.1, read ‘Trading income allowance’ on page SESN 1. If you have more than one self-employment (or miscellaneous income (see box 17 ‘Other taxable income’ on page TRG 8 of the tax return notes)), the total amount claimed cannot exceed £1,000.

You cannot claim the trading income allowance to make a loss.

Allowable business expenses

Expenses vary from business to business. Allowable expenses include wages, rent, lighting, postage, phone calls and motor costs such as fuel and insurance. Helpsheet 222, ‘How to calculate your taxable profit’ lists allowable business expenses.

Some expenses are only partly allowable. For example, you can only claim the business part of the cost of using your own car or using a room in your home as your office.

The cost of entertaining, depreciation of equipment, your own salary, wages, drawings and National Insurance contributions are not allowable expenses.

If you claim the trading income allowance, you cannot deduct any allowable expenses or claim any other allowances on this income.

If you use traditional accounting

Do not include the cost of buying a vehicle or other equipment.

If you use cash basis

Allowable expenses include payments for capital expenditure, unless the expenditure is specifically disallowed. You can only claim up to £500 of any payments of interest and other costs for cash borrowings.

i For more information on disallowed capital expenditure, go to www.gov.uk and search for 'HS222'.

Simplified expenses

Simplified expenses use flat rates instead of actual business expenses.

You can use simplified expenses to work out:

- business costs for vehicles
- business use of your home or the adjustment for private use of business premises as a home (not both)

i For more information, go to www.gov.uk/simpler-income-tax-simplified-expenses

You have to calculate all other expenses in the usual way.

Boxes 11 to 20

Fill in boxes 11 to 19 and put the total in box 20.

If your annual turnover was below £85,000, you may just put your total expenses in box 20. If you claim the trading income allowance in box 10.1, do not complete boxes 11 to 20. Include in box 13 wages funded by the Coronavirus Job Retention Scheme paid out to employees.

i For more information on expenses, you can claim, and filling in boxes 11 to 20, go to www.gov.uk and search for 'HS222'.

Net profit or loss

Box 21 Net profit

Add boxes 9 and 10 together. If the total is more than the figure in box 20, put the difference in box 21.

Box 22 Net loss

Add boxes 9 and 10 together. If the total is less than the figure in box 20, put the difference in box 22.

Tax allowances for certain buildings, vehicles and equipment (capital allowances)

Boxes 23 to 26

You can claim capital allowances for the costs of buying and improving equipment such as:

- vans and cars
- tools and computers
- shelves, furniture and electrical fittings
- certain structures and buildings

The type of capital allowance and amount that you can claim will depend on your assets and other circumstances, for example, there are special rules for cars.

You cannot claim capital allowances if you're claiming the trading income allowance (in box 10.1) or using cash basis. The only exception for those using the cash basis (and not claiming the trading income allowance) is cars.

If using the cash basis and you've previously claimed capital allowances for a car used in your business, you may continue to claim the allowance in boxes 24 and 25. Include any business part of the actual running costs as an allowable expense in box 12. You cannot use flat rates.

If you've never claimed capital allowances for the car, and you're using the cash basis you can choose to use flat rate, or claim capital allowances.

If you've claimed the trading income allowance (box 10.1) do not complete boxes 23 to 25.2.

i For more information about capital allowances, go to www.gov.uk/business-tax/capital-allowances

Box 23 Annual Investment Allowance (AIA)

100% Annual Investment Allowance (AIA). Allowance on qualifying expenditure if you bought equipment (but not cars) during the year.

i For more information about AIA and the maximum amount you can claim, go to www.gov.uk/capital-allowances/annual-investment-allowance

Where you use an item of equipment for both business and private purposes, you must reduce the AIA claimed by the private use proportion.

Example

Chris buys tools for £5,000 and a van costing £10,000. The tools are for business use only. However, Chris uses the van 60% for business and 40% for private motoring he must reduce the amount of AIA he claims on the van to reflect his private use. He has 2 pools, one for the van (because of his private use of it) and one for the tools (used wholly for business). The AIA he can claim for the van is £6,000 (£10,000 minus 40% private use).

Chris's total AIA claim is £11,000 (£5,000 for the tools plus £6,000 for the van). After he has claimed AIA he will have 2 pools of expenditure. The balance in each pool will be nil.

If Chris claimed AIA for items, such as tools or a van, and he later sells (disposes of) those items, he may need to pay back part of his allowance. This is a balancing charge.

i For help with capital allowances and balancing charges, go to www.gov.uk/business-tax/capital-allowances

Box 24 Allowance for small balance of unrelieved expenditure

If the balance of qualifying expenditure in the main or special rate pool (see 'How to calculate a capital allowances pool balance') is £1,000 or less, you can claim a small pools allowance of up to the full amount instead of the WDA, you cannot claim both.

Box 24.1 Zero-emission car allowance

Claim the 100% first year allowance (the full cost) of any new and unused zero-emission or electric cars in this box.

If you use a car outside of your business, you must reduce the claim in proportion to the non-business use.

Box 25 Other capital allowances

- first year allowance (FYA) other than zero-emissions car allowance (see box 24.1)
 - to check if you can claim and how much, go to www.gov.uk/capital-allowances/first-year-allowances
- 18% Writing Down Allowance (WDA) on the balance of expenditure on equipment in the main pool, the unrelieved amount is carried forward to your next period – such expenditure includes cars bought on or after 6 April 2022 with CO2 emissions above 0g/km and not exceeding 50g/km

- 6% WDA on the balance of expenditure in the special rate pool – such expenditure includes:
 - certain parts of buildings such as electrical systems
 - cars bought on or after 6 April 2022 with CO2 emissions of more than 50g/km

How to calculate a capital allowances pool balance:

- start with the unrelieved expenditure in the pool at the end of the previous chargeable period
- add the balance of qualifying expenditure for which a claim to a first-year allowance (FYA) was made in the previous chargeable period (this will be nil for a 100% FYA)
- add all qualifying expenditure for the pool incurred in this chargeable period, exclude expenditure for which a claim to an FYA is made
- deduct the claim made to AIA
- deduct the total of all disposal values (usually receipts) for assets from the pool that are no longer used in the business

The result is the pool's balance of qualifying expenditure.

If you use equipment or cars for both business and private purposes, you must reduce the allowances you claim by the private use proportion. You must keep a separate pool of expenditure for each of the items you use for private purposes, this is called a single asset pool. The 'Allowance for small balance of unrelieved expenditure' does not apply to single asset pools.

Box 25.1 The Structures and Buildings Allowance

If you're eligible to claim the Structures and Buildings Allowance (SBA), put the amount of the claim in box 25.1 (unless you're claiming the enhanced rate of SBA for Freeport tax sites, in which case, put the amount of the claim in box 25.2). If claiming for the first time in respect of an amount for qualifying expenditure, use the 'Any other information' box, box 19 on page 7 of your tax return, to record the:

- date the building first came into qualifying use or if later, the date the qualifying expenditure was incurred
- total amount of new qualifying expenditure incurred

To check if, and how much, you can claim, go to www.gov.uk/guidance/claiming-capital-allowances-for-structures-and-buildings

Box 25.2 Freeport Structures and Buildings Allowance

If you're eligible to claim the enhanced Structures and Buildings Allowances for Freeport tax sites, put the amount of the claim in box 25.1. If claiming for the first time in respect of an amount of qualifying expenditure, use the 'Any other information' box, box 19 on page 7 of your tax return, to record the:

- Freeport to which the claim relates
- address or location of the structure or building
- date the building first came into qualifying use or, if later, the date the qualifying expenditure was incurred
- total amount of new qualifying expenditure incurred
- date the first contract for construction was entered into

To check if, and how much, you can claim, go to www.gov.uk/guidance/check-if-you-can-claim-enhanced-structures-and-buildings-allowance-relief-in-freeport-tax-sites

Box 26 Total balancing charges

Balancing charges may arise following a disposal or balancing event, such as the sale, loss or destruction of assets or on the cessation of business use, where the proceeds from the events are more than their tax value. If you sell an item you've claimed capital allowance on, and the sale proceeds or value of the item is more than the pool value or cost, you'll have to pay tax on the difference (a 'balancing charge'). This includes items where the pool value is nil, because you claimed all the cost previously. Put the total balancing charge in box 26.

Calculating your taxable profits

Box 27 Goods and/or services for your own use

If you take goods or stock out of the business and you use traditional accounting, put the normal sale price in box 27.

If you use cash basis, put the disallowable amount (usually the cost of the goods or stock) in box 27.

If you put the full cost of expenses in boxes 11 to 19, you'll need to include any disallowable amounts in box 27.

Boxes 28 and 31 or 32

Use the working sheet below to work out the figures for boxes 28 and 31 or 32.

Net profit box 21 or net loss box 22	A	£
Add		
Balancing charges box 26	B	£
<hr/>		
Goods and services for your own use box 27	C	£
<hr/>		
Total add boxes A, B and C	D	£
Minus		
Capital allowances or trading income allowance add boxes 23 to 25.2, or box 10.1	E	£
<hr/>		
Total box D minus box E	F	£
If the amount is positive you have a net profit. Copy to box 28 If the amount is negative you have a net loss. Copy to box 32		
Minus		
Losses brought forward box 29 - up to the amount in box 28	G	£
<hr/>		
Total box F minus box G	H	£
Add		
Any other business income box 30	I	£
<hr/>		
Total taxable profits add boxes H and I - copy to box 31	J	£

Box 30 Any other business income not included in box 9 or box 10

This includes any other business income which is not trading income.

Losses, Class 2 and Class 4 NICs and CIS deductions

Boxes 33 to 35 Losses

You can claim tax relief for any losses you made. The amount of tax relief you claim against your income may be restricted or limited. If you've already made a claim for your 2022 to 2023 loss, include the loss in boxes 33 or 34 and give us the details in 'Any other information' on page TR 7 of your tax return.

i For information on losses, go to www.gov.uk and search for 'HS227'.

For information about the Limit on Income Tax Reliefs, go to www.gov.uk and search for 'HS204'.

Box 33 Loss from this tax year set off against other income for 2022 to 2023

Only include a loss for this tax year in box 33. If the loss is more than your other income (or your income is nil), put your other income amount (or nil) in box 33. You can claim the balance of your loss against any capital gains for 2022 to 2023, or fill in box 34 or 35.

Do not fill in box 33 if you're using the cash basis.

Box 34 Loss to be carried back to previous years and set off against income (or capital gains)

You can carry losses back to use against:

- income for the 2021 to 2022 tax year – if your loss is more than the income, you can use the remaining loss against 2021 to 2022 capital gains, do not make this claim if you use cash basis
- income in the 3 previous years – start with the earliest year – only make this claim if your business began after 5 April 2019, do not make this claim if you use cash basis
- profits of this business in the 2022 to 2023 tax year and in the 3 previous tax years – start with the latest tax year – only make this claim (for terminal loss relief) if your business ceased in the 2022 to 2023 tax year – the losses you can claim are the losses made in the last 12 months of trade

If you use cash basis, the only claim you can make is for terminal loss relief.

If you fill in box 34, give details of the amount claimed and for which year in 'Any other information' on page TR 7 of your tax return.

i For more information on terminal loss relief, go to www.gov.uk and search for 'HS227'.

Box 35 Total loss to carry forward after all other set-offs

Carry your unused losses forward to set against any future profits from the same business. Include losses from previous years that you've not already used up in box 35.

If you use cash basis and you've not made a claim for terminal loss relief, put your loss in box 35.

Box 36 If your total profits for 2022 to 2023 are less than £6,725 and you choose to pay Class 2 NICs voluntarily, put 'X' in the box

If your taxable profits are less than £6,725 or you made a loss, you can choose to pay Class 2 NICs voluntarily to protect your entitlement to State Pension and certain benefits. You must be registered as self-employed to pay Class 2 NICs or to pay voluntarily.

If your taxable profits are from £6,725 to £11,908 you will not need to pay Class 2 NICs, your contributions are treated as having been paid to protect your entitlement to State Pension and certain benefits.

If your taxable profits are more than £11,908 you must pay Class 2 NICs (£3.15 a week).

If you're registered for Self Assessment but not as self-employed go to www.gov.uk/register-for-self-assessment/self-employed

If you're employed and self-employed, you may be able to pay a lower amount of Class 2 NICs depending on the amount of Class 1 National Insurance you pay from your wages.

You still have to pay Class 2 NICs during a temporary break if you intend to continue being self-employed. This includes:

- writers undertaking research
- short term employment
- on holiday
- on jury service

i For more information, go to www.gov.uk/national-insurance/how-much-you-pay

Put an 'X' in box 36 if you want to pay Class 2 NICs voluntarily.

You cannot pay Class 2 NICs voluntarily through Self Assessment after 31 January 2024.

i For more information, go to www.gov.uk/voluntary-national-insurance-contributions

Box 37 If you're exempt from paying Class 4 NICs, put 'X' in the box

You do not have to pay Class 4 NICs if you:

- reached State Pension age on or before 6 April 2022
- were aged under 16 on 6 April 2022
- were not resident in the UK for tax purposes during the 2022 to 2023 tax year

Only put an 'X' in the box if you're exempt.

i To find out your State Pension age, go to www.gov.uk/calculate-state-pension

Box 38 Total Construction Industry Scheme (CIS) deductions taken from your payments by contractors

If you're a subcontractor, add up all the deductions made by contractors from 6 April 2022 to 5 April 2023. Use the statements that contractors gave you.

If you have not received all the CIS statements you need from your contractor, go to www.gov.uk/what-you-must-do-as-a-cis-subcontractor/pay-tax-and-claim-back-deductions to find out what you need to do.

Do not send these with your tax return.

Even if you've already claimed a CIS repayment, put the deductions in box 38. If you've received a refund of CIS deductions, make sure you include it in box 1 'Tax refunded or set off' on page TR 6 of your tax return.

If you put any figures in box 38, check you've included the full amount of income (before taking off the CIS deductions) for the accounting period in box 9 'Your turnover'.

More help if you need it

To get copies of any tax return forms or helpsheets, go to www.gov.uk/taxreturnforms

You can phone the Self Assessment Helpline on 0300 200 3310 for help with your tax return.

We have a range of services for disabled people. These include guidance in Braille, audio and large print. Most of our forms are also available in large print. Please contact our helplines for more information.