



Rough sleeping snapshot in England: autumn 2022

The snapshot provides a way of estimating the number of people sleeping rough across England on a single night.

3,069

People sleeping rough on a single night in autumn 2022

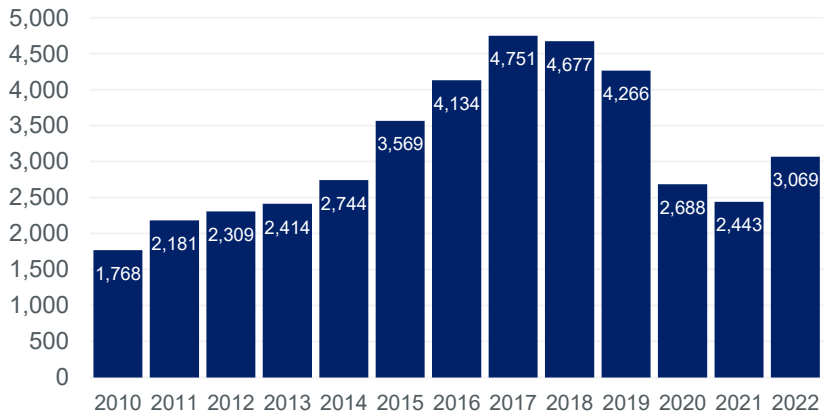
26%

increase since last year

74%

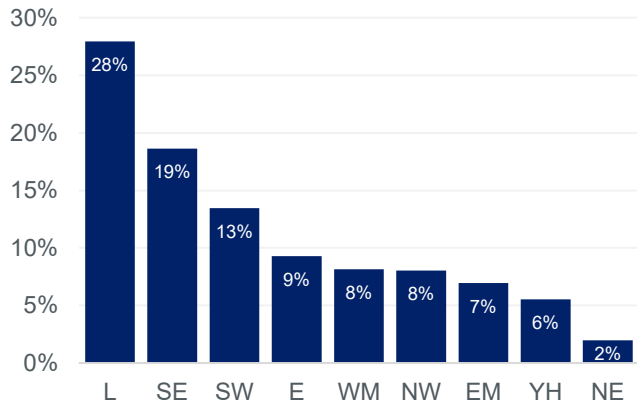
increase since 2010

The number of people sleeping rough on a single night, 2010 - 2022

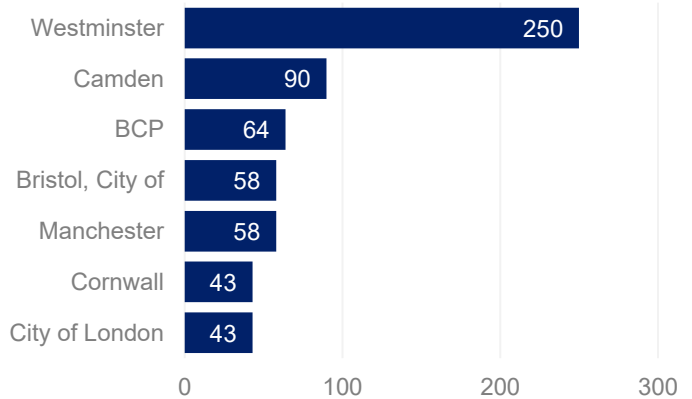


Nearly half (47 %) of all people sleeping rough on a single night in autumn are in London and the South East.

The percentage of people sleeping rough by region

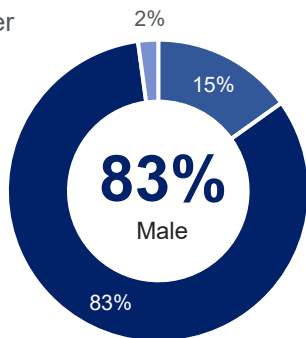


Local authorities with the highest estimated number of people sleeping rough

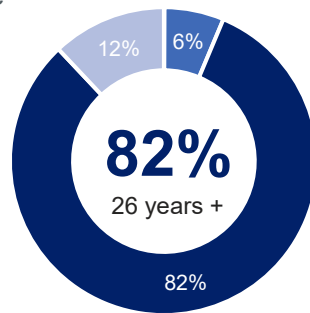


The snapshot collects some basic demographic information about those people found sleeping rough.

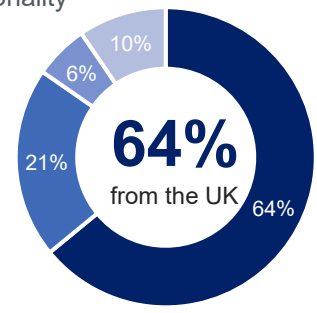
Gender



Age



Nationality



■ Female ■ Male ■ Not known

■ Under 18 ■ 18 - 25 ■ Over 26+ ■ Not known

■ UK ■ EU ■ Non-EU/UK ■ Not known

Statistical release is available here:

<https://www.gov.uk/government/collections/homelessness-statistics#rough-sleeping>



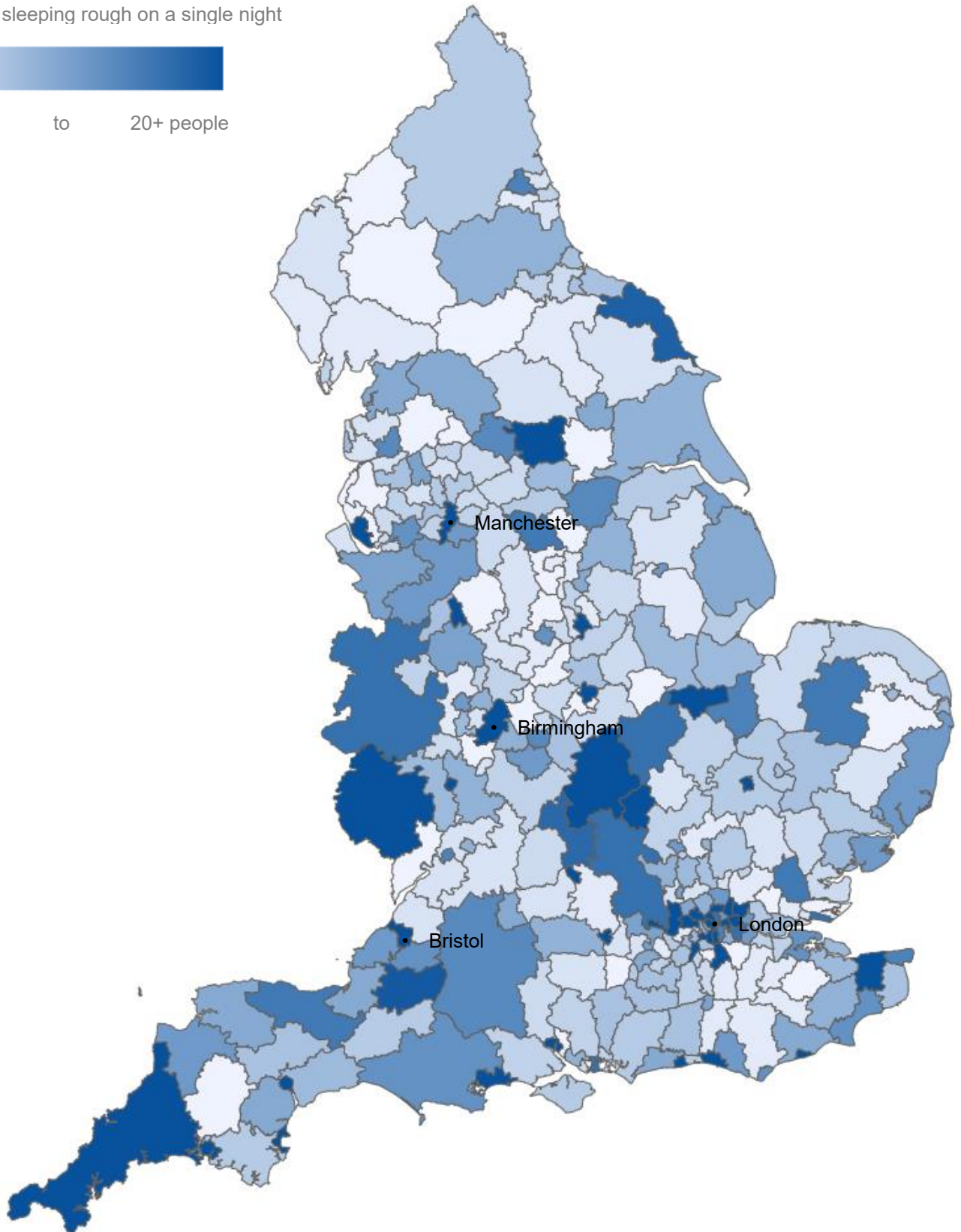
Rough sleeping snapshot in England: autumn 2022

Map of the number of people sleeping estimated to be sleeping rough on a single night in autumn 2022

People sleeping rough on a single night



0 to 20+ people



Statistical release is available here:

<https://www.gov.uk/government/collections/homelessness-statistics#rough-sleeping>



Rough sleeping snapshot in England: autumn 2022

The autumn snapshot is the department's official and most reliable measure of rough sleeping on a single night.

Things you need to know

People sleeping rough are defined as those sleeping or about to bed down in open air locations and other places including tents and make shift shelters.

The snapshot can take place on a single date chosen by the local authority between 1 October to 30 November

The snapshot records only those people seen, or thought to be, sleeping rough on a single night in Autumn each year.

The snapshot does not include people in hostels or shelters, people in campsites, organised protest, squatters or travellers sites

The snapshot process and figures are independently verified by Homeless Link.

The snapshot can be carried out using either a count-based estimate, an evidence-based estimate meeting with local partners or an evidence-based estimate with spotlight count.

The snapshot is collated by outreach workers, local charities and community groups.

The snapshot does not include everyone in an area with a history of sleeping rough, or everyone sleeping rough in between October to November.

The snapshot methodology which includes all local authorities has been in place since 2010, before only a quarter of areas did a snapshot.

Accurately estimating the number of people sleeping rough is difficult given the hidden nature of rough sleeping



How can it be used?



- | | |
|---|---|
| <ul style="list-style-type: none"> ✓ To estimate the number of people sleeping rough on a single night in autumn ✓ To assess changes in the number of people sleeping rough over time ✓ To compare local authorities and regions in England ✓ To understand some basic characteristics about people who sleep rough | <ul style="list-style-type: none"> ✗ To estimate the total number of people sleeping rough across the year ✗ To estimate the total number of homeless people ✗ To compare with other countries in the UK ✗ To understand how long people sleep rough and the reasons why people sleep rough |
|---|---|

There were no COVID-19 related measures in place during the 2022 snapshot unlike 2021 and 2020. These measures may have reduced people's risk of rough sleeping.

Statistical release is available here:

<https://www.gov.uk/government/collections/homelessness-statistics#rough-sleeping>