



Department
for Work &
Pensions



FINANCIAL
CONDUCT
AUTHORITY



The
Pensions
Regulator

Making workplace pensions work

Value for Money: A framework on metrics, standards, and disclosures

Consultation on policy
(FCA Consultation Paper CP23/4)

30 January 2023

Contents

Ministerial Foreword	8
The Pensions Regulator Foreword	9
Financial Conduct Authority Foreword.....	10
Introduction.....	11
About this consultation	11
Our response.....	12
How we consult – Consultation principles	13
Chapter 1: Background and rationale	15
1.1 Defining Value for Money.....	16
1.2 Rationale for Intervention	16
Current focus on costs.....	17
Limited transparency and low comparability.....	17
International Evidence	17
Chapter 2: Interaction with the wider policy framework	19
2.1 The VFM framework and consolidation.....	19
2.2 The VFM framework and Value for Members assessment	19
2.3 The VFM framework and Deferred Small Pots.....	20
2.4 FCA Consumer Duty	20
Chapter 3: Scope, criteria, and outcomes	22
3.1 Scope and intended audience.....	22
Phase 1	22
Phase 2	23
3.2 Criteria for the VFM framework	24
3.3 Outcomes.....	25
3.4 Market Structural Differences.....	25
Chapter 4: Investment performance	27
4.1 Objectives of our proposals.....	27
4.2 Backward-looking returns, net of costs	27
Employer subsidies	27
Legacy schemes	28

4.3 Reporting periods, granularity and age cohorts	28
Reporting returns in ranges for cohorts rather than individual employer level ...	28
Reporting periods	29
Age cohorts	29
4.4 Risk metric alongside reported net returns.....	30
4.5 Chain-linking	31
4.6 Returns net of investment charges only	32
4.7 Asset allocations	32
4.8 Forward-looking metrics.....	33
Approaches for calculating forward-looking metrics	33
Chapter 5: Costs and charges	35
5.1 Objectives of our proposals.....	35
5.2 Our proposals	35
5.3 Disclosure of charges.....	36
Bundled schemes	36
Combination of charging structures.....	36
Schemes with multiple employers	37
Chapter 6: Quality of services.....	38
6.1 Objectives of our proposals.....	38
Defining clear minimum service standards for schemes.....	38
A focus on assessment of outputs.....	38
6.2 Member communications	39
Proposed options	39
6.3 Scheme administration.....	40
Proposed options	40
6.4 Governance	41
Chapter 7: Disclosure templates and publication timings	42
7.1 Reporting templates	42
7.2 Publishing options.....	42
Decentralised approach.....	42
Centralised approach	43
7.3 Reporting Periods and Deadlines	44
Publication of framework data	44
Publication of VFM assessment reports	44

Chapter 8: Assessing Value for Money	46
8.1 Regulator-defined benchmarks	46
8.2 Market comparisons.....	46
8.3 Approach to assessing VFM	47
Proposed mandatory step-by-step process	48
8.4 VFM assessment conclusion	49
8.5 Next steps following VFM assessments.....	50
Communicating VFM	52
Compliance, enforcement and proposed new powers for TPR	52
Chapter 9: The VFM framework and Chair's Statement	53
9.1 Current Policy thinking	53
Member Facing Requirements	53
Chair's Statement and future governance requirements	54
Chapter 10: FCA specific issues.....	55
10.1 Specific matters affecting FCA-regulated workplace pension schemes	55
Phased approach	56
Framework scope: investment pathways.....	56
10.2 Self-invested personal pension plans (SIPPs)	56
10.3 Saver-focused summary of a VFM assessment.....	57
10.4 Responsibility for disclosure of framework data	58
Chapter 11: Impacts	59
11.1 Introduction	59
11.2 Current Business Practice.....	59
Costs and Charges.....	59
Investment Returns	59
Services.....	60
11.3 Summary of Costs and Benefits.....	60
Scope	60
Cost Components.....	61
Benefits	61
11.4 Equality Considerations	63
Annex A: Summary of questions	64
Annex B: Summary of costs	67
Annex C: Glossary.....	69

Ministerial Foreword

Following the success of Automatic Enrolment, record numbers of hard-working people are now saving for their retirement. It is vital they have confidence that their pension delivers value for money. Driving a long-term focus on value for money across the pensions sector is a key priority for this Government. This consultation marks a significant step in that journey and is the culmination of joint work between the Department for Work and Pensions (DWP), The Pensions Regulator (TPR) and the Financial Conduct Authority (FCA). It sets out a transformative framework of metrics and standards to assess value for money across Defined Contribution (DC) pension schemes.

Ensuring that pension schemes deliver value for money doesn't just mean low costs and charges. It also means that savers get good value from their investments and receive a quality level of service.

Improving the availability and transparency of information and data on these key factors will enable schemes to compare and improve the overall value for money they provide, driving competition across the market. In addition, it can improve performance and help drive consolidation by removing underperforming schemes from the market.

We have listened to industry and taken on board responses provided to TPR and FCA's discussion paper (September 2021). We are grateful for the support we have received from industry in shaping this policy consultation.

We do not believe that requirements to disclose and assess additional information should be unduly burdensome. We want to ensure that any regulatory requirements of a Value for Money (VFM) framework are proportionate to the benefits that increased value for money brings savers.

We want to deliver good outcomes for those saving for retirement through policy that works in practice for the pensions market, whilst maintaining a focus on value for money for pension savers. This framework is designed to ensure that member outcomes are front and centre when decisions about people's savings are made.

**Mel Stride MP, Secretary of State for the Department of Work and Pensions and
Laura Trott MP, Minister for Pensions**

The Pensions Regulator Foreword

Delivering value for money in pensions is a key priority for TPR – all part of our work to put savers at the heart of what we do. Regulators, industry and others must be able to effectively assess value for money to ensure good pensions outcomes. The consultation sets out our ambitions for an industry-wide VFM assessment framework.

DC savers rely on the pension system working as best as it can over the lifetime of their saving - every penny counts. The vast majority of savers do not choose or engage with their pensions, and the system is effectively built and driven by inertia. For this reason, we think that those responsible for providing oversight of value should be supported in their focus on what matters most for pension saver outcomes. Under existing measures, it is not possible to accurately scrutinise schemes to compare value relative to others on the market. That is why trustees need a framework which provides a holistic assessment of what VFM means to allow them to hold their providers to account and deliver the best possible outcomes for savers. We believe that a system driven by inertia must ensure that all savers receive value for money by default.

We are determined to drive a long-term focus on value for money across the pensions sector by focusing on driving transparency, comparability, and competition. Over the last two years, we have been working closely with the FCA and the DWP to establish a common assessment framework. This proposed framework will allow comparisons between different schemes' costs and charges, investment performance and service standards. Underperforming schemes that are unable to make improvements are likely to exit the market, thereby improving its efficiency.

We think the time is right to encourage a more consistent and structured approach to VFM assessment that drives long-term value for pension savers.

David Fairs, Executive Director, The Pensions Regulator

Financial Conduct Authority Foreword

Consumer outcomes are at the heart of the FCA's regulatory strategy and the new Consumer Duty which requires firms to act to deliver good outcomes for retail customers. Ensuring that schemes and firms deliver good outcomes for pension savers is critically important and that's what these proposals aim to deliver.

It is clear that value for money is not just about costs and charges. These proposals will help ensure that schemes deliver against value for money in the round.

Transparent and consistent disclosure of the key elements of value for money will better identify underperforming schemes. We know that most workplace savers don't engage with their pension and must trust the system to deliver value for them. Where a scheme is assessed as being poor value for money – with objective assessments – we will expect a provider to take action so that a pension saver can never be in an underperforming scheme for long.

To achieve long-term improvements in the way the market functions, it is also vital that competition works in the interests of pension savers. This new VFM framework will help shift the focus of competition away from short-term cost to long term value for savers, and ultimately better retirement outcomes. It will encourage schemes and providers to take a longer-term view on the types of investment they build into their default designs.

This joint work of government and the regulators means that the same proposals apply across the DC market. That will enable consistent and comparable assessments regardless of the type of scheme a workplace pension saver is in. It builds on the joint FCA/TPR regulatory strategy and the work we have done together on the pensions consumer journey.

It is hugely important that the industry, consumer groups and other stakeholders continue to be part of our joint work to make the VFM framework as effective as possible. While our focus at this stage is on workplace defaults, we have clearly signalled our intention in the future to consider extending the framework to workplace self-select options, non-workplace pensions and pensions in decumulation.

Sarah Pritchard, Executive Director of Markets, Financial Conduct Authority

Introduction

This consultation seeks views on policy proposals to require trustees and managers of defined contribution (DC) relevant occupational pension schemes and the providers and Independent Governance Committees (IGCs) of workplace personal pension schemes to disclose, assess and compare the value for money their workplace pension scheme provides.

This policy seeks to improve retirement outcomes for millions of defined contribution pension savers. By promoting a focus on transparency, competition, and innovation, these proposals aim to ensure that savers are receiving optimum value for money and that investments by trustees and providers are in the best interests of savers.

Roles and Responsibilities

The Department for Work & Pensions (DWP) is responsible for pensions policy in the UK. Our policies aim to ensure that the pension system provides the financial security that savers need in later life.

Regulation of the pensions industry in the UK is split between the Financial Conduct Authority (FCA)¹ and The Pensions Regulator (TPR)².

The FCA regulates personal pensions in the UK, including workplace personal pensions, and regulates the conduct of around 50,000 firms in the UK to ensure that markets work well. The FCA supervises firms to make sure they continue to meet its standards and rules after they are authorised. If firms and individuals fail to meet these standards, the FCA has a range of enforcement powers it can use. The FCA has rule making powers set out in legislation. All FCA regulated firms must comply with its rules as set out in the FCA Handbook. The FCA's operational objectives are to protect consumers, maintain market integrity and promote competition in the interests of consumers.

TPR regulates occupational pensions in the UK. TPR's statutory objectives are: to protect savers' benefits; to reduce the risk of calls on the Pension Protection Fund (PPF); to promote, and to improve understanding of, the good administration of work-based pension schemes; to maximise employer compliance with automatic enrolment duties; and to minimise any adverse impact on the sustainable growth of an employer (in relation to the exercise of the regulator's functions under Part 3 of the Pensions Act 2004 only).

About this consultation

Who this consultation is aimed at

- DC pension scheme trustees and managers;

¹ <https://www.fca.org.uk/about/what-we-do/the-fca>

² <https://www.thepensionsregulator.gov.uk/en/about-us/what-tpd-does-and-who-we-are>

- Independent Governance Committees (IGCs) of workplace personal pension schemes
- Providers of workplace personal pension schemes
- DC pension scheme savers and beneficiaries;
- pension scheme service providers, other industry bodies and professionals;
- employers
- civil society organisations;
- consumer organisations / representatives with an interest in pensions capability / financial capability;
- pensions administrators; and
- any other interested stakeholders.

Purpose of the consultation

This consultation seeks to gather views and evidence on the metrics, standards and public disclosure of data required under the proposed Value for Money (VFM) framework and the proposed use of this data in comparisons and assessments of VFM.

Scope of consultation

This consultation applies to Great Britain (England, Scotland and Wales). Occupational pensions are a devolved matter for Northern Ireland, and it is envisaged that Northern Ireland will make corresponding provisions.

Duration of the consultation

The consultation period begins on 30 January 2023 and runs until 27 March 2023. Please ensure your response reaches us by that date as any replies received after that date may not be taken into account.

How to respond to this consultation

Please send your consultation responses on the template provided via email to: Value for Money Team; DC Policy
Email: pensions.vfmframework@dwp.gov.uk

Your response will be shared with the FCA and TPR. In addition, your response will not be treated as confidential unless you specifically request otherwise. When responding please indicate whether you are responding as an individual or representing the views of an organisation.

Our response

We will aim to publish the government response to this consultation on the [GOV.UK](https://www.gov.uk) website. The report will summarise the responses and set out the Government's proposed next steps, taking account of the responses.

How we consult – Consultation principles

With our proposals, we want to achieve common standards across all defined contribution (DC) pensions. Therefore, this is a joint consultation. However, due to the differing legal form of different types of pensions, and our differing respective remits, the ultimate requirements to be developed will be set out separately, albeit with common outcomes in mind. Through this consultation, DWP, TPR and the FCA are seeking views to inform development of their respective requirements, as well as the common outcomes we seek to achieve. Our proposals and questions in this joint consultation paper apply to both occupational pension schemes (regulated by TPR) and workplace personal pensions (regulated by the FCA) unless stated otherwise. All references in this paper to our proposals and questions should be read accordingly and by reference to how each body may then take the proposals forward: i.e. DWP and TPR in relation to occupational pension schemes and the FCA in relation to personal pension schemes.

This consultation is being conducted in line with the revised [Cabinet Office consultation principles](#) published in March 2018. These principles give clear guidance to government bodies / departments on conducting consultations.

An FCA consultation would typically contain proposed rules, but the FCA is not consulting on specific rules at this stage. The FCA expects to conduct a further consultation with proposed changes to FCA rules, taking account of responses received to this paper. DWP also expects to conduct a further consultation with proposed changes to regulations. References to consultation principles relevant to the Government apply only to the Government. The FCA's principles for consultation follow, among other things, the Legislative and Regulatory Reform Act and general public law requirements.

Feedback on the consultation process

We value your feedback on how well we consult. If you have any comments about the consultation process (as opposed to comments about the issues which are the subject of the consultation), including if you feel that the consultation does not adhere to the values expressed in the consultation principles or that the process could be improved, please address them to:

DWP Consultation Coordinator
2nd Floor
Caxton House
Tothill Street
London
SW1H 9NA

Email: caxtonhouse.legislation@dwp.gsi.gov.uk

Data protection and confidentiality

For this consultation, we will publish all responses except for those where the respondent indicates that they are an individual acting in a private capacity (e.g. a member of the public). All responses from organisations and individuals responding in a professional capacity will be published. We will remove email addresses and telephone numbers from these responses; but apart from this, we will publish them in full. For more information about what we do with personal data, you can read DWP's [Personal Information Charter](#).

Chapter 1: Background and rationale

1. This consultation sets out proposals to introduce a Value for Money (VFM) framework and regulatory regime covering DC pension schemes. The framework looks to ensure that schemes deliver the best possible value and better long-term outcomes for pension savers.
2. The proposals within this consultation encourage greater transparency and standardisation of reporting across the DC pension market, allowing trustees to make more informed investment and governance decisions and employers to better compare the value and performance between DC schemes when choosing where to automatically enrol their employees.
3. Encouraging a cultural shift across the DC pensions market from focussing on cost to overall value will also encourage market consolidation, allowing more schemes to benefit from the economies of scale. This would give them the opportunity to invest in more diverse asset classes, diversifying members' portfolios, lower running costs and potentially providing higher investment returns.
4. Value for money was identified as a key priority in the joint regulatory strategy published by the FCA and TPR in October 2018. In September 2021, TPR and the FCA published a Value for Money (VFM) discussion paper³. This paper invited views on developing a holistic framework and metrics to assess VFM in regulated DC pension schemes as part of a future regulatory regime. TPR and FCA released their feedback statement on the responses received to the discussion paper on 24 May 2022⁴.
5. DWP, the FCA and TPR are working together to develop a VFM framework and regulatory regime. This framework is intended to provide a standardised understanding of value via clear metrics, allowing more transparent comparisons to be made between pension schemes and driving more effective competition.
6. We welcome continued engagement and support from the pensions industry and consumer groups on this subject. The insights and contributions we have received have helped us to shape the proposals included in this consultation. We are also grateful for stakeholder recognition of the benefits a VFM regime can bring in helping deliver stronger outcomes and in shifting the focus away from low cost to improving long term value for savers.
7. We accept this is a complex area with mixed views on certain aspects of the framework. This consultation seeks to move this debate forward and we hope these proposals enable informed and constructive discussions as we work towards finalising a regulatory regime.

³ [Driving Value for Money in defined contribution pensions | The Pensions Regulator](#)

⁴ [Feedback statement on driving Value for Money in defined contribution pensions | The Pensions Regulator](#)

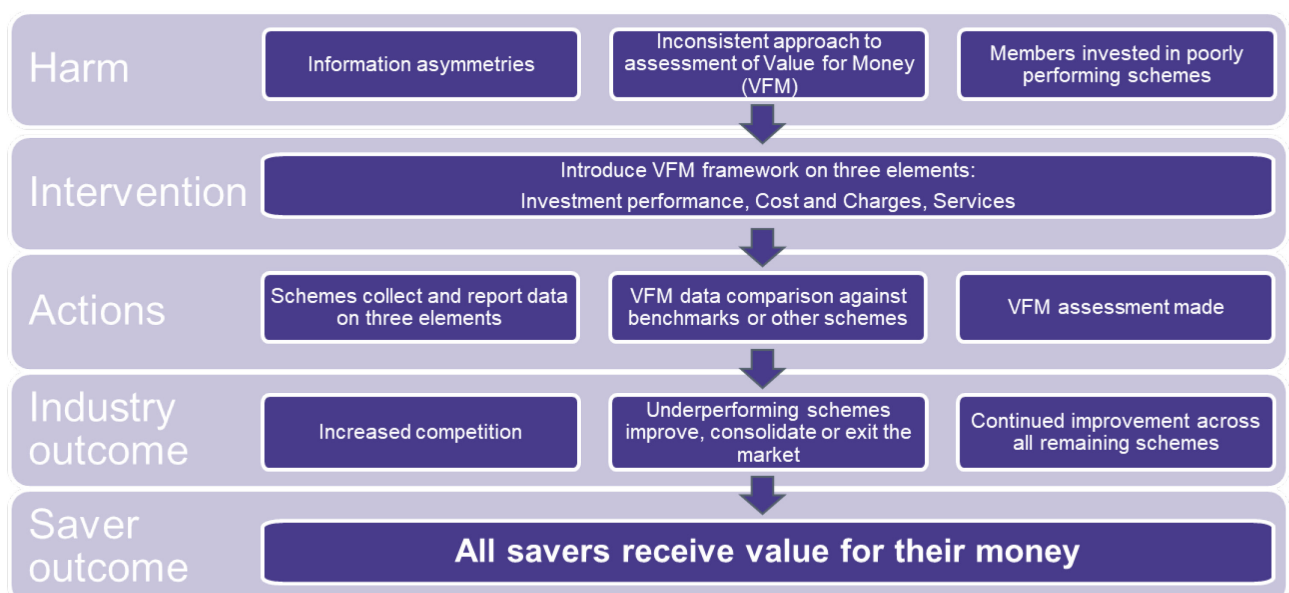
1.1 Defining Value for Money

8. 'Value for Money' is a concept that is currently interpreted in varying ways by different market participants. For the purposes of this consultation, we consider 'Value for Money' to mean that pension savers' contributions are well invested in the best interests of savers, and savings are not eroded by high costs and charges in the context of the market today.
9. Customer service and scheme oversight also contribute to whether a saver achieves good retirement outcomes and so are included in our concept of 'Value for Money'. For example, good customer service to help savers make the right decisions at the right time, may make a real difference to how much they contribute and engage with their retirement needs.
10. In our view, the key elements of the VFM framework are:
 - Investment performance;
 - Costs and charges; and
 - Quality of services.

1.2 Rationale for Intervention

11. The need for regulatory interventions in the pensions market arises from a combination of challenges in the existing pension market shown in the figure below.

Figure 1: VFM Causal Chain



Current focus on costs

12. Engagement with stakeholders and responses to the pension charges survey⁵ shows that considerations of cost can dominate decision-making in many pension schemes, especially with some contracts now being won or lost over very small differences in cost. While costs are important, too much emphasis on cost can be detrimental to savers.
13. The VFM framework aims to shift the focus from cost by considering other factors that feed into overall VFM and are important for long-term outcomes. This will enable a more holistic and informed view of the value that pension schemes provide.

Limited transparency and low comparability

14. Limited transparency around the performance of pension products can make it difficult to access the information needed to inform decision making and compare the value delivered. This has contributed to inconsistent approaches to assess value and subjective decision-making. We know that some IGCs are less effective than others and we are also concerned that some trustees may have lower standards in assessing value in comparison to others.⁶
15. The VFM framework is designed to change this by providing consistent value metrics and a transparent approach to assess and compare the overall value and performance offered by schemes across the pensions industry. Greater transparency will raise awareness of the VFM delivered and help increase comparability leading to better outcomes for pension savers.
16. Without fair comparisons, there cannot be effective competition. We expect the VFM regime to drive improvement by encouraging underperforming schemes to improve performance, consolidate or exit the market; and for all schemes to use the disclosures to understand best practice. Over time, this will create an environment that leads to continuous improvement, healthy competition, and innovation throughout the DC pensions industry.
17. Increased transparency in the DC market will also aid employers when in the process of deciding which scheme they should enrol their employees into. The VFM disclosures would allow them to gain easier access to clear and standardised comparisons of value offered by schemes.

International Evidence

18. The UK is not the only pensions market facing these challenges. Other jurisdictions have taken steps to enhance transparency and improve value for money in their pension offering.

⁵ [Pension charges survey 2020: charges in defined contribution pension schemes - GOV.UK \(www.gov.uk\)](https://www.gov.uk/government/uploads/system/uploads/attachment_data/file/614442/pension-charges-survey-2020-charges-in-defined-contribution-pension-schemes.pdf)

⁶ In 2020 the FCA conducted the effectiveness review of Independent Governance Committees (IGCs) and Governance Advisory Arrangements (GAAs), concluding that some IGCs were less effective. <https://www.fca.org.uk/publication/thematic-reviews/tr20-1.pdf>

19. For example:

- In New Zealand, pension providers are required to assess member fees against performance on qualitative criteria, resulting in a significant reduction of fees⁷.
- In Australia, the introduction of the annual performance test in 2021 is credited with contributing to over 5.1 million MySuper members (just over 38 per cent) now paying lower fees than they were last year⁸.

⁷ Pensions Policy Institute. [‘What can other countries teach the UK about measuring Value for Money in pension schemes?’](#) (2021).

⁸ [APRA releases 2022 MySuper performance test results | APRA](#)

Chapter 2: Interaction with the wider policy framework

20. This chapter sets out how the VFM framework complements and builds on wider policy disclosure requirements and initiatives across occupational and contract-based pension schemes.

2.1 The VFM framework and consolidation

21. The overall aim of the VFM framework is to drive better outcomes in DC pensions and increase the value delivered to savers. Greater scale of pension schemes can mean greater opportunity and potential to deliver holistic value for savers. Our intention is for the framework to drive and support the further consolidation of pension schemes, where this is in the best interests of savers. We are also considering whether TPR should have new powers to enforce wind up and consolidation where a scheme is consistently not offering value for its members.

2.2 The VFM framework and Value for Members assessment

22. In October 2021, regulations came into force requiring occupational DC schemes with less than £100m in assets under management to complete a more detailed Value for Members assessment.⁹ The purpose of completing this assessment is for schemes to determine whether savers will receive optimal value in their existing scheme over the long term, or whether savers could achieve better value in a different scheme. Underperforming schemes are encouraged to consolidate to a larger occupational pension scheme or set out the immediate action they will take to make improvements.

23. The VFM framework intends to build on, and in time, replace the value for members assessments by requiring all occupational pension schemes to report on wider value metrics and use this data to assess the value of their offering against market comparisons.

24. Our expectation is that, over the next few years, schemes of under £100m in assets not offering VFM will have either wound up, be in the process of winding up or will have made improvements and therefore consider themselves to offer VFM. When the VFM framework comes into force, we will expect those schemes

⁹ [Completing the annual Value for Members assessment and Reporting of Net Investment Returns \(publishing.service.gov.uk\)](https://www.publishing.service.gov.uk/government/uploads/system/uploads/attachment_data/file/94444/Completing_the_annual_Value_for_Members_assessment_and_Reporting_of_Net_Investment_Returns.pdf)

with under £100m in assets under management that consider themselves to be VFM, to move to the VFM framework in order to carry out their annual assessments.

25. Where the Value for Members assessment encourages schemes to improve or consolidate into a better performing scheme, we are considering whether the VFM framework could place a statutory requirement on trust-based occupational pension schemes to consolidate following repeated ‘underperforming’ assessment results, where this is in the best interests of savers. We are considering a related requirement in FCA rules on contract-based providers to improve or consider transferring savers, where this is in the best interests of savers.

2.3 The VFM framework and Deferred Small Pots

26. Automatic enrolment (AE) has made workplace pension saving the norm for many workers, including low/median earners and those who move jobs frequently. However, this has resulted in individuals accumulating multiple deferred small pension pots over their working life.
27. The growth of deferred small pots creates costs and inefficiencies in the AE workplace pensions market, which could be passed on to members. It increases the risk that scheme members lose track of their workplace pension savings – acting as a disincentive to member engagement and later life planning. Alongside this, the growth of deferred small pots means some members with larger pension pots will effectively be cross-subsidising administration costs, which may impact on their own returns. Some providers may find that the costs of managing large numbers of deferred small pots outweigh the amount they receive in charges, threatening their longer-term financial sustainability.
28. To address the growth of deferred small pots and the challenge that this presents to VFM, DWP published a call for evidence seeking views and evidence on the optimal large-scale automated solution that can deliver a material reduction in small pots and overall net benefits for savers.¹⁰ The VFM framework will complement this work by strengthening the governance that applies to schemes. A meaningful reduction of deferred small pots will improve outcomes for members and providers by removing inefficiencies and wasted administration costs.

2.4 FCA Consumer Duty

29. The FCA has introduced a Consumer Duty (FCA Principle for Business 12) which requires firms to act to deliver good outcomes for retail customers. FCA regulated

¹⁰ <https://www.gov.uk/government/consultations/addressing-the-challenge-of-deferred-small-pots>

providers will have an obligation under the Consumer Duty¹¹ to consider the value of the pension products they offer, as well as other outcomes. Providers with occupational pension schemes as clients will have to consider whether they can determine or materially influence member outcomes, since the Consumer Duty will apply to the extent that they can, for example in relation to member understanding or support.

30. We consider that proposals for disclosure of VFM metrics and a more structured and comparable approach to VFM assessments by IGCs are consistent with the Consumer Duty and its aims of the setting higher and clearer standards of consumer protection across financial services and requiring firms to put their customers' needs first. The publicly disclosed data and focus on pension saver outcomes will also support firms in meeting their obligations under the Consumer Duty.

31. For workplace personal pension schemes specifically, the VFM assessments carried out by IGCs are embedded in FCA rules for the Consumer Duty. A provider must use its IGC's VFM assessment in the provider's own value assessment. Where a provider disagrees with its IGC's assessment, the provider must explain why, and set how it considers that the scheme provides fair value, using the assessment framework for IGCs.

¹¹ Certain providers were previously under an obligation to consider value under the requirements in PROD 4

Chapter 3: Scope, criteria, and outcomes

32. This chapter sets out the proposed scope, criteria and outcomes of the VFM framework, building on TPR and FCA’s discussion paper and wider engagement to date with stakeholders and experts.

3.1 Scope and intended audience

33. We propose a phased approach to implementation, learning from the successful introduction of automatic enrolment. This will give us the opportunity to test and learn and build the trust and confidence of industry and savers.

Phase 1

Scope

34. The growth of AE, with 96% of pension savers invested in a pension scheme’s default investment strategy (for non-micro schemes)¹² makes it essential these provide long-term value in the accumulation phase. Therefore, we propose the VFM framework applies to “default arrangements”, as defined in regulation 1(2) of the Occupational Pension Schemes (Investment) Regulations 2005¹³ and “default arrangements” as defined in the FCA Handbook¹⁴.

35. We do not think it is proportionate to apply the framework to default arrangements with very small numbers of savers invested or assets under management below a particular threshold, including some defaults that can arise when savers are moved after contributions to some investments are suspended.

36. We propose legacy schemes,¹⁵ to also be in scope. Some of these schemes charge significantly more than more modern schemes, as identified in an independent audit in 2014¹⁶. Following work by the industry, with further reviews by the FCA and DWP,¹⁷ industry took action to bring possible charges down to 1% or less. While a significant benefit to pension savers, even this lower level of

¹² [DC trust: scheme return data 2021 to 2022 | The Pensions Regulator](#)

¹³ [The Occupational Pension Schemes \(Investment\) Regulations 2005 \(legislation.gov.uk\)](#)

¹⁴ [Glossary Terms - FCA Handbook](#)

¹⁵ In this consultation, we use the term “legacy” to refer to all *relevant schemes* (a defined contribution scheme where an employer has contributed on behalf of two or more employees in the past) which are not *qualifying schemes* for auto-enrolment. This may include schemes which are closed to new members.

¹⁶ [Defined contribution workplace pensions: The audit of charges and benefits in legacy schemes \(fca.org.uk\)](#)

¹⁷ [Further success in reducing pension funds’ costs and charges | FCA](#)

charges does not necessarily bring members value as VFM in legacy schemes needs to be assessed holistically.

37. We propose to include pension arrangements where 80% or more of pension savers were enrolled. This approach mirrors that used to identify defaults for the purposes of the regulatory charge cap for AE schemes.

38. We propose to exclude Small Self-Administered Schemes (SSAS) and Executive Pension Plans (EPP). These micro schemes have members who are more engaged with decisions around investments and are typically advised. They may have less need for the VFM framework. We also consider that it would not be proportionate in this phase to apply the VFM framework to these micro schemes given the cost to them.

Intended audience

39. At this stage, we propose the VFM framework is targeted at the professional audience and decision makers (including trustees, IGCs, providers, and other industry professionals) who oversee workplace default arrangements, used both for AE and other workplace schemes.
40. We expect employers to use VFM assessment results when deciding which scheme to automatically enrol their members into, or when considering whether the pension scheme their employees are in continues to provide value for money to their employees.

Phase 2

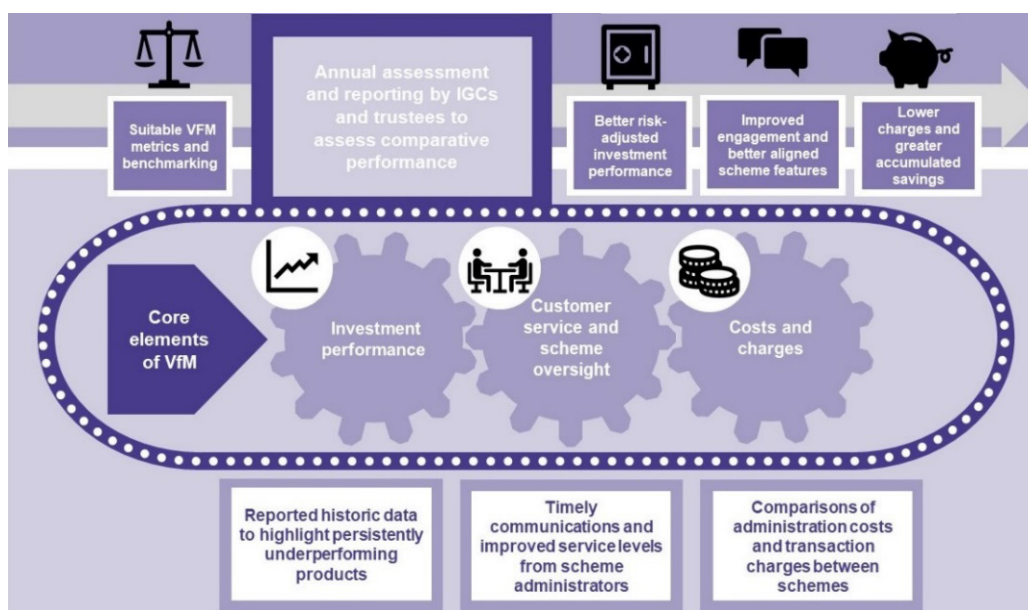
Scope

41. While starting with default arrangements of workplace pensions, our intention is to extend the framework more widely. We propose to consider extending the framework to cover self-select options, non-workplace pensions and DC pensions in decumulation in phase 2.

Intended audience

42. We envisage that the pensions sector will evolve as the VFM framework is embedded. For example, over the longer term, industry tools may emerge to enable greater market comparability and we expect the VFM framework to reflect these industry developments over time.
43. With the future launch of pensions dashboards, we expect increased pension saver engagement. While we do not expect pension savers to engage with the detail of the value metrics, we expect savers to take increasing interest in the VFM delivered by their scheme.

Figure 2: Proposed VFM framework



Consultation Question

Q1: Do you agree with the proposed phased approach?

3.2 Criteria for the VFM framework

44. Transparency was identified a key criterion for effective decision-making in the Discussion Paper. Our proposed VFM framework will provide market-wide transparency and has been designed to meet the following criteria:

- **A clear driver of saver outcomes:** Ensuring savers achieve good long-term retirement outcomes is the overarching objective of the VFM framework.
- **Comparable:** Comparisons across the pension industry is essential if schemes are to accurately assess the value of the offerings.
- **Drive continuous improvement:** trustees, providers and IGCs will be required to identify and act on areas of underperformance, learn from best practice or new opportunities to innovate.
- **Minimise opportunity for providers to ‘game’ the system:** A consistent and standardised approach of VFM framework provides transparency thus minimising opportunities to ‘game’ the system.

- **Minimise costs and burden to industry, regulators, and employers:** While we recognise that additional disclosures could come at a cost to schemes, we aim to ensure these are proportionate.
- **Consistent with other policy initiatives:** Over the past few years government, regulators and industry have taken important steps to place VFM at the centre of pensions policy. The VFM framework aims to build on existing policy initiatives and help drive forward further changes in an evolving pensions landscape.

3.3 Outcomes

45. The overarching aim of the proposed VFM framework is to improve the value savers get from their DC pension. It will take time to be able to measure this outcome. In the short term, other measures may act as a useful proxy to evaluate the effectiveness of the regulatory changes: switching of schemes by employers, or better negotiated terms, for example.
46. We propose that these outcomes will be delivered by trustees of pensions schemes and by providers with IGCs using a mandatory regulatory framework to assess their VFM. By requiring pension schemes to disclose consistent metrics, the VFM framework will equip governance bodies and the people who advise them with the information they need to understand how their offerings compare with those of other schemes and encourage competition on the quality of these offerings.
47. Comparisons will enable underperforming pension schemes to focus on areas where they need to improve as well as give trustees and IGCs the information they need to challenge poor performance.
48. Under the proposed framework, pension schemes that do not deliver VFM would be accountable to the regulators that could take action, where considered necessary. This is explored further in Chapter 8.

3.4 Market Structural Differences

49. Proposals in this consultation paper aim to drive improvements in VFM across the DC workplace pensions market. However, there are important differences in market structure and to whom the proposals would apply, depending on the type of pension in question.
50. For trust-based occupational pension schemes, trustees would be expected to assess the VFM of their scheme and make decisions on actions that would improve VFM. The proposals in this paper are directly relevant to trustees and their advisers.

51. For workplace personal pension schemes, which are contract-based, an IGC must independently assess the VFM of the scheme. Under FCA rules, every provider of a workplace personal pension scheme must have an IGC, which acts solely on behalf of pension savers. The provider is required to take reasonable steps to respond to any concerns raised by the IGC and must provide written reasons where it departs in any material way from an IGC's advice or recommendations. Under the FCA's Consumer Duty, FCA-authorised firms will be required to carry out value assessments. IGC assessments are embedded in this since a provider must use the IGC's VFM assessment in its own value assessment.
52. In this joint consultation paper, any reference to IGC is also a reference to Governance Advisory Arrangement (GAA) unless stated otherwise. A GAA is a proportionate alternative to an IGC for providers with smaller and less complex workplace personal pension schemes.

Chapter 4: Investment performance

4.1 Objectives of our proposals

53. This chapter sets out the investment performance metrics for proposed public disclosure. Our primary focus is on factual, historic information showing the past value delivered to pension savers. We are therefore proposing disclosure of backward-looking investment performance, net of all costs across a range of time periods and age cohorts. This central dataset would be supplemented by simple risk-adjusted metrics to indicate the level of risk borne by pension savers in achieving the reported returns. In addition, we propose disclosure of a simple forward-looking metric for target future performance.
54. In determining what investment performance metrics to require, we have the following objectives:
- Reflecting member outcomes
 - Enabling meaningful comparison
 - Supporting assessment of investment strategies
 - Allowing consideration of expected future performance

4.2 Backward-looking returns, net of costs

55. We propose disclosure of backward-looking returns to help trustees, providers, IGCs and their advisers compare and understand the drivers behind scheme outcomes and identify under-performance. While past performance is not always an indicator of future performance at the level of individual funds, there is a strong empirical correlation between past and future returns by asset class. In addition, the proposed disclosure of a forward-looking metric would reflect any changes to investment strategy reflected in current design.
56. In our view, performance data is most useful when reflecting member experience. Therefore, we are proposing that investment performance should be disclosed net of all costs and charges, including transaction costs and performance-based fees. Where charges are monthly, we think a sufficiently accurate approach would be to net out the charges on an annual basis. Mutual companies would take account of profit share with a corresponding reduction in costs and charges.
57. We plan to address further detail of what we would expect to be calculated and disclosed in a subsequent consultation(s) on regulations and FCA rules. We would welcome views to help us with that.

Employer subsidies

58. Where a sponsoring employer undertakes to pay certain costs or charges of its workplace pension scheme on behalf of its employees, this has the effect of

improving the apparent investment returns net of all charges.

59. Therefore, our initial proposal is that investment performance should be disclosed net of the sum of member-borne costs and charges and all costs paid by an employer to a scheme or pension provider. This would allow comparisons of net investment performance to be carried out on a like-for-like basis.

Legacy schemes

60. Default arrangements in legacy schemes may have valuable guarantees which affect their overall VFM, such as a guaranteed investment return or a guaranteed annuity rate. We propose that all VFM metrics should apply to funds with guarantees but that the scheme's disclosure should contain a short qualitative statement indicating the nature of the guarantee, or any other feature which should be taken into account in comparisons.
61. Some legacy schemes may have a default arrangement that is a with-profits fund. Our initial thinking is that VFM metrics for investment performance should be computed using the annual bonus rate declared to pension savers and any other one-off additions to asset share during the period (based on the proceeds of a disposal or similar).
62. The average of any loyalty bonus would be used to compute a corresponding reduction in the costs and charges set against investment performance.

4.3 Reporting periods, granularity and age cohorts

Reporting returns in ranges for cohorts rather than individual employer level

63. Many pension schemes are set up in a way that they effectively offer a range of terms and conditions for different clients. Requiring multi-employer schemes to report investment returns net of all costs for each individual employer could result in very large data disclosures being produced.
64. We therefore propose that employers be grouped into employer cohorts for disclosure of data, for the purposes of proportionality and simplicity. In determining what those cohorts should be, we want to enable consistent comparisons between multi-employer schemes.
65. We propose cohorts based on assets under management, with a number of prescribed bands of assets under management, from the lowest to the highest. Each scheme would divide up its employers into these bands and report net returns for each band. We are also considering an alternative or additional disclosure against bands based on the number of pension savers for an

employer. This is similar to the approach already used by IGCs, where each provider with its IGC discloses data by bands, both for assets and number of savers, to a third party acting as the central hub and compiler for comparison purposes.

66. For each band, net returns would be disclosed as the range for that cohort as well as the average. To exclude outliers, we could require disclosure of the range of net returns for the employers representing the middle 80% within the cohort. This would exclude the bottom 10% and top 10% of net returns.
67. An alternative and simpler approach to prescribed bands would be to require schemes to divide employers into their own quartiles or deciles, with the same number in each cohort. A scheme would rank employers by assets under management, and then divide them up, with net returns disclosed as above. While this would avoid the need for prescribed bands, it would also reduce comparability, since the asset bands would be different for one scheme versus another.

Reporting periods

68. Investment returns need to be evaluated over appropriate periods of time. Short-term performance data may reflect market volatility rather than the quality of a firm's investment strategy.
69. For reporting periods, we propose disclosure of annualised returns net of all costs for 1, 3 and 5-year periods, and 10 and 15-year periods, if the data is available. This builds on DWP's existing guidance for schemes but with an additional data point for returns over 3 years and without the 20-year period.
70. For comparability, we think all returns data should be reported to the same end date in time. Otherwise, recent market volatility may make a significant difference to reported returns depending on the end date used, even for returns over longer time periods. This issue is explored further in Chapter 7.

Age cohorts

71. It is common for schemes and providers to automatically adjust the asset mix of the default through the pension saving journey to reduce investment risk for savers nearing retirement. This can affect the investment performance of default arrangements for savers at different ages.
72. Existing DWP statutory guidance sets out how relevant occupational pension schemes should report performance at ages 25, 45 and 55.¹⁸ We propose to extend this approach to all workplace schemes in scope of this consultation. However, because we recognise that there are risks of value erosion during the final years leading up to retirement, we are considering an additional requirement for providers to report investment performance at one day before state pension

¹⁸ [Completing the annual Value for Members assessment and Reporting of Net Investment Returns \(publishing.service.gov.uk\)](https://publishing.service.gov.uk)

age (SPA). This is also in line with the proposed draft guidance for “disclose and explain” disclosures set out by DWP.¹⁹

73. Schemes and providers would be expected to report net investment performance for each of the periods going back in time for each age cohort. For example, schemes would be expected to report the annualised return net of all costs over the previous 5 years, based on the investment strategy and asset mix adopted for savers at the ages 25, 45, 55 and one day before SPA during this period.

Consultation Question

Q2: Do you agree with our focus on and approach to developing backward-looking investment performance metrics?

4.4 Risk metric alongside reported net returns

74. The disclosure of net investment returns without risk adjustment could hamper comparability of performance, be misleading or incentivise excessive risk-taking. We therefore believe that it is important to consider requiring disclosure of the degree of risk associated with reported investment performance.
75. We recognise that a range of approaches can be taken to prescribing a standardised approach to assessing the risk associated with investment performance. For example, the DWP’s statutory guidance suggests net investment returns are presented as an annual geometric average but allows schemes to show risk-adjusted returns where it would be helpful to do so.
76. For the VFM framework, we are proposing the disclosure of two specific risk-adjusted metrics to be reported alongside net returns. These are **maximum drawdown** and **annualised standard deviation (ASD) of returns**. Both would be reported on a backward-looking basis for each of the age points and reporting periods set out above.
77. Maximum drawdown provides an easily understood, tangible, meaningful measure of the risk associated with the default strategy. It facilitates easy comparison between strategies and outcomes associated with specific stressed market events. Users could quickly gain insight into the scale of the value at risk profile of a strategy and quickly understand how it could perform if certain conditions repeated themselves in future, prompting a more thorough review and analysis of the risk profile of the strategy. We are proposing disclosure of best and worst drawdown data over discrete 3 months, 1, 3, 5 and 10-year periods on an historic basis at each age cohort.
78. ASD is a well understood readily used metric, likely to be familiar to most pension professionals, regularly used in comparative performance data and is currently

¹⁹ [Broadening the investment opportunities of defined contribution pension schemes - GOV.UK \(www.gov.uk\)](https://www.gov.uk/government/consultations/broadening-the-investment-opportunities-of-defined-contribution-pension-schemes)

used in the production of projections for annual benefit statements. We recognise that ASD may be less effective as an accurate indicator for private market and alternative investments, however, it enables users to easily consider relative risk adjusted returns across multiple strategies to assess the relative risk profile of their default strategy in relation to a wide range of benchmarks and their competitors.

Consultation Question

Q3: Do you agree with our proposals to use Maximum Drawdown and/or ASD as risk-based metrics for each reporting period and age cohort?

4.5 Chain-linking

- 79. Where changes to portfolio composition or strategy occur within a reporting period, we still want schemes to report meaningful and comparable information about their investment performance and outcomes for pension savers.
- 80. We are considering requiring schemes and providers to track the investment returns experienced by the broad group of savers in the default when it was initially set up, rather than tracking the investment returns corresponding to the product's current investment strategy. In practice, this means we would want schemes to apply a 'chain-linking' methodology whenever it calculates the net investment returns over time.
- 81. Where one group of savers are moved and merged with those from another default offered by the same provider or scheme, we expect the reported returns of the combined group to correspond to the weighted average return based on membership size of each group. This would ensure that disclosures reflect the experience of savers.
- 82. Where mergers occur between different providers, we do not propose to apply chain-linking requirements because we do not want to discourage consolidating schemes from accepting legacy business from poorer performing providers.
- 83. We believe this approach would provide comparable data about investment performance and member outcomes even when schemes introduce changes. It would also discourage instances where changes to default composition or investment strategy have been relied upon to "re-set" reporting of past investment performance.

Consultation Question

Q4: Do you agree with our proposals on "chain-linking" data on past historic performance where changes have been made to the portfolio composition or strategy of the default arrangement?

4.6 Returns net of investment charges only

84. We also propose an expectation that schemes disclose returns net of investment charges and transaction costs only. Since transaction costs are already in fund gross returns, we refer to this metric as ‘returns net of investment charges only’ in this consultation paper. This metric will show investment returns in a direct relationship with the charges associated with them and highlight the subsequent impact of administration charges on outcomes for pension savers.
85. For returns net of investment charges only, we propose to expect disclosure of at least the return over one year. This will show the difference with the return net of all charges over one year.
86. We are also considering disclosure of returns over 3, 5, 10 and 15 years, if available. This is because it may be difficult for some providers with vertically integrated business models or with single or combination charging structures to retrospectively determine the split between investment charges and administration charges for longer periods going back.
87. We intend to provide additional guidance to clarify how we define investment charges and transaction costs, based on a non-exhaustive list of costs and charges previously published by DWP.²⁰

Consultation Question

Q5: Do you agree with proposals for the additional disclosure of returns net of investment charges only?

4.7 Asset allocations

88. DWP’s October 2022 consultation “Broadening the investment opportunities of defined contribution pension schemes” proposed draft regulations and statutory guidance that would require qualifying DC and CDC schemes to disclose in their annual Chair’s Statement the percentage of assets allocated to eight main asset classes (cash, bonds, listed equities, private equity, property, infrastructure, private debt and “other”) in their default arrangements (main arrangements for CDC).
89. We intend to propose similar disclosures under this VFM framework to help decision-makers interpret data on investment performance. We are considering requiring asset allocation disclosure for each of the different age points, but only covering the portfolio mix from the previous reporting year.

²⁰ [Annex A of Government response to the consultation on Better workplace pensions: Putting savers' interest first - February 2015 - CM 9000 \(publishing.service.gov.uk\)](#)

Consultation Question

Q6: Do you agree with requiring disclosure of asset allocation under the eight existing categories for all in-scope default arrangements?

4.8 Forward-looking metrics

90. While the majority of the investment performance data under the VFM framework would be backwards-looking, factual data, we recognise that future investment performance is what ultimately matters to savers.
91. Calculating reliable, useful, and comparable forward-looking projections of investment returns can be challenging. However, we think a simple forward-looking metric could supplement backward looking information. This would be helpful to employers and others in selecting and monitoring schemes, as well as to trustees and IGCs when comparing the expected performance and inherent risk of their current default design to that of other schemes.
92. A forward-looking perspective would also be useful where schemes have made changes to their investment strategies or cost structures.
93. We recognise that schemes and providers may have an incentive to inflate expected returns to attract business, but over-promising is likely to be called out publicly over time.

Approaches for calculating forward-looking metrics

94. We have been working closely with the Government Actuary's Department (GAD) to consider the options for a forward-looking investment performance metric which balances robustness, ease of understanding, and consistency. This has focused on:
 - **Stochastic modelling** – Methods which involve multiple simulations to project investment performance. This would show an expected distribution of future investment performance that would illustrate a central estimate and upside and downside outcomes.
 - **Deterministic modelling** – Methods which involve calculating the investment returns with fixed input assumptions. Scenarios could be modelled to illustrate a range of possible outcomes.
95. The early scoping work has identified a number of challenges, including the availability and capability of schemes to model outcomes, the ability to understand what judgement has been applied in those outcomes, and how this may influence the use of these forward-looking metrics.
96. Three broad approaches were identified on which we welcome views, along with further suggestions:

- **Stochastic modelling with a range of outputs** – Model runs with randomly varying assumptions to obtain a distribution of investment returns.
 - **Stochastic modelling with “Risk at Retirement” output** – Relate the change in asset value to what it means for a DC member. For example, given an investment shock, how many extra years would a member have to save to make up investment returns.
 - **Deterministic modelling** – Using prescribed returns assumptions applied to the scheme’s investment strategy. An extension of this could include further prescribed return assumptions to simulate a range of scenarios as an alternative way of considering risk.
97. We are considering an approach to require the disclosure of a single metric for expected return and a single metric for risk. With both metrics estimated for a pension saver in the default arrangement from age 25 to state pension age. For comparability, the expected return metric would be reported on a cash/CPI+X% basis.
98. Schemes will have internal objectives for their investment portfolios so we think this information should be readily calculable and we would provide guidance to support his calculation.

Consultation Question

Q7: Do you think we should require forward-looking performance and risk metrics, and if so, which model would you propose and why?

Chapter 5: Costs and charges

5.1 Objectives of our proposals

99. Our overarching aim for requiring publication of costs and charges data is for trustees and IGCs to see how their overall costs and charges impact on the overall value they provide to their members and how this compares to other schemes. We want them to be able to use this data alongside services data to compare the quality of services with the costs charged for those services.
100. Having taken respondents' comments from the previous discussion paper on board, we propose building on the definitions that underpin existing disclosures – primarily 'administration charges' and 'transaction costs' - and to limit the production of further data to that necessary to enable comparisons to be made.
101. We want trustees and IGCs to take account of costs and charges throughout the assessment process, starting with net returns. However, we think that separate disclosure of costs and charges is also needed for clear comparison between schemes. The disclosure of investment charges only will complement the corresponding net returns metric, by showing how much a scheme is paying for asset management, including any performance-based fees. Additionally, the disclosure of all "service" costs (all costs aside from investment charges and transaction costs), as a percentage of assets under management, will highlight differences between schemes and assessment of whether the services delivered are worth the cost.
102. For schemes with multiple employers, we think that the format of cost and charges disclosures should mirror the cohort approach proposed for net investment returns.

5.2 Our proposals

103. Our proposal differs from the existing requirements in two respects. Firstly, we propose that schemes disclose total charges rather than 'member borne' charges. Our rationale for this is that the inclusion of employer subsidies provides a more comparable metric and avoids schemes with subsidies appearing better value.
104. Secondly, we propose that schemes also disclose the total amount of administration costs. By this we mean the amount spent on anything other than investment. Our rationale here is that IGCs and trustees will need this figure in order to compare the quality of their services (as disclosed under the services metric) against the cost of those services.

5.3 Disclosure of charges

Bundled schemes

105. Schemes using a vertically integrated provider for both investment and administration will need to unbundle these costs in order to disclose the amount they are paying specifically for services. We appreciate that this may not be straightforward but should be achievable.
106. We propose service costs and charges to be understood as all costs and charges that aren't directly investment costs and charges. We intend to provide additional guidance to clarify how we define service charges, based on a non-exhaustive list of costs and charges previously published by DWP.²¹

Consultation Question

Q8: Are there any barriers to separating out charges in order to disclose the amount paid for services?

Combination of charging structures

107. Most schemes apply an annual percentage charge on funds under management. However, we are aware that there are schemes which apply a combination charging structure. For default arrangements of DC schemes used for automatic enrolment, there are only two permissible combination charging structures:
- a percentage of funds under management combined with a contribution charge
 - a percentage of funds under management charge combined with a flat annual fee
108. In order for schemes to be able to compare their charges, disclosure for the purposes of the framework must be on a like for like basis. We are therefore considering requiring schemes with a combination charging structure and legacy schemes with more complex charging structures to express those charges as a single annual percentage. We intend to provide additional guidance to clarify how schemes should do this.

Consultation Question

Q9: Do you have any suggestions for converting combination charges into an annual percentage? How would you address charging structures for legacy schemes?

²¹ [Annex A of Government response to the consultation on Better workplace pensions: Putting savers' interest first - February 2015 - CM 9000 \(publishing.service.gov.uk\)](#)

Schemes with multiple employers

109. We recognise that for master trusts and overarching HMRC-registered schemes, charges vary by employer, and we feel it is important to provide greater transparency in this area. It is important for trustees and IGCs to be able to assess whether the charges for their scheme are reasonable compared to others in the market. We therefore propose that multiple charges be broken down according to cohorts of employers based on assets under management. This would be consistent with the approach we have outlined in chapter four regarding the provision of net performance data.

Consultation Question

Q10: Do you agree with our proposal to provide greater transparency where charging levels vary by employer? Do you agree that this is best achieved by breaking down into cohorts of employers or would it be sufficient to simply state the range of charges?

Chapter 6: Quality of services

110. In response to the FCA and TPR's discussion paper, there was consensus that outcomes for savers should be central in assessing the value of services provided and that this should be based on measurable metrics.

6.1 Objectives of our proposals

111. Our aim is to provide a holistic view of VFM. This means having to take account of other factors (over and above investment performance and costs) which make a meaningful contribution to long-term outcomes that savers value. We use the term 'service' to describe these factors, covering aspects such as scheme administration, governance and effective member communication to support saver understanding and decision-making. There are other aspects of service that, while potentially attractive to savers and their employers, may not drive long-term value and so should not be of primary concern when assessing a scheme.
112. We are therefore proposing key performance metrics as options that could be used to directly assess the impact service measures have on saver outcomes. The metrics proposed in this chapter are a starting point and are not intended to be comprehensive. Instead, they will enable comparisons between schemes on a small number of key indicators for the quality of services. We expect these comparisons to be used in the assessment of the value of the services offered by the scheme.

Defining clear minimum service standards for schemes

113. We believe that all schemes should be expected to meet a minimum standard of service, but we also want to avoid schemes gold plating services where costs outweigh the benefits to savers. However, we neither want the framework to be a box ticking exercise nor hinder innovation or competition amongst stakeholders. Schemes may go beyond minimum standards to deliver value by supporting and giving confidence to savers throughout their pension saving journey.
114. We propose to require assessments on features for which all savers pay, rather than additional features paid for separately by certain individuals but which are not captured by the assessment of costs and charges. We therefore propose to relate the quality of services and oversight to the disclosures of non-investment costs and charges.

A focus on assessment of outputs

115. We accept there are challenges with a consistent measurement and quantification of a subjective and qualitative concept such as 'quality'. Measuring 'quality' is difficult not only because of the differences in rules between scheme types, but also because different schemes have different membership profiles, and the expectations of savers vary between memberships and the different stages of the retirement journey. Therefore, the metrics must reflect saver experience and

demonstrate how they have helped savers at critical junctions in their pension journey where they need support to make good decisions.

116. We are proposing an approach where the quality of service is measured against the member outcomes (outputs) it delivers. Instead of requiring schemes and providers to report on a large number of service metrics, some of which are qualitative, we propose that schemes and providers report on selected elements of service that are quantifiable.
117. We do not intend that schemes stop providing value to savers through other elements of service, which are not covered by our proposed metrics. Trustees and IGCs will be able to provide more detail about the other service offerings that they consider contribute and add value, when completing their VFM assessments. We expect this approach to improve transparency and encourage stakeholders to engage in meaningful conversations on their approach to services and share their metrics accordingly. Commercial schemes must not collude on their approach with competing schemes.
118. Over time, we expect more consistency in how the industry measures other aspects of service quality, such as pension saver engagement. We may in the future propose adding to the service metrics in the framework.

6.2 Member communications

119. Effective communications can influence member behaviour and decisions at every stage of the retirement journey, including investment choices, contributions, retirement age and drawdown decisions. Good quality communication can support members in making informed and timely decisions about their savings and thereby ultimately drive improved member outcomes. We want to allow schemes to develop and assess their communication strategies against those of other schemes, which we expect to result in improvements across the industry.
120. The key point to measure and assess is not the communications in themselves but whether or not they drive improved member outcomes. The quality of communication should be measured based on its effectiveness and against the member outcomes it leads to. The following metrics seek to capture this.

Proposed options

121. In line with suggestions made by respondents we propose the following two metrics as options that trustees and providers of contract-based schemes could use to assess and disclose the:
 - Percentage of members who update/confirm their selected retirement date, and how they wish to take benefits, and/or update their expression of wishes; and

- The outcomes of member satisfaction surveys, including the percentage of members who have completed the survey, the Net Promoter Score, and/or member feedback against a small number of standard focus questions.

Consultation Questions

Q11: Are these the right metrics to include as options for assessing effective communications? Are there any other communication metrics that are readily quantifiable and comparable that would capture service to vulnerable or different kinds of savers?

6.3 Scheme administration

122. Efficient administration is critical to ensuring a positive experience for employers, trustees and savers. All schemes are expected to meet certain basic administrative requirements, with most trustees and many contract-based providers outsourcing administrative services. However, trustees and providers cannot outsource responsibility for the quality of administration. High-quality administration results in added value through good record keeping, accurate and timely core financial transactions and the availability of informative and engaging servicing tools. Poorly administered schemes and delays to core transactions have consequences, such as value detracting and a loss of confidence from savers. Even if interactions between a scheme and its savers are infrequent, better administrative quality provides crucial value for savers at key moments, such as when accessing funds at retirement.

Proposed options

123. In line with our aim of building on existing requirements, we have considered the value for members assessment requirements for trust-based schemes under £100m assets under management. For these schemes, the Occupational Pension (Scheme Administration Regulations²² ('the Administration Regulation')) set out 7 key metrics of administration and governance that must be considered and assessed. Of the seven metrics, two of these are readily quantifiable, and we welcome your views on extending these to all schemes, including schemes offered by FCA regulated providers, to report on:

- **Promptness and accuracy of core financial transactions**
 - According to the Administration Regulations and existing DWP guidance²³, the promptness and accuracy of core financial transactions should be considered by trustees of specified schemes as part of their

²² [The Occupational Pension Schemes \(Scheme Administration\) Regulations 1996 \(legislation.gov.uk\)](https://www.legislation.gov.uk/uksi/1996/2623/contents/make)

²³ [Completing the annual Value for Members assessment and Reporting of Net Investment Returns - GOV.UK \(www.gov.uk\)](https://www.gov.uk/government/uploads/system/uploads/attachment_data/file/61444/Completing_the_annual_value_for_members_assessment_and_reporting_of_net_investment_returns.pdf)

value for members assessment. Core financial transactions include, but are not limited to:

- Payment in and investment of member and employer contributions
- Transfers between schemes
- Transfers and switches between investments within a scheme
- Payments out of the scheme to beneficiaries

Similarly, IGCs must assess whether core financial transactions are processed promptly and accurately.

124. We propose that trustees and providers disclose the proportion of the above member transactions that have been completed accurately and within required timeframes set in legislation and according to any service level agreements (SLA) set within the scheme. This should help to determine whether they are achieving good value for members under this measure.

- **Quality of record keeping**

According to existing DWP guidance²⁴, trustees should collectively consider the security, accuracy, scope and quality of their data to determine whether they are providing value for members in the area of record keeping. Currently, TPR requires trustees to report their data scores for common and scheme specific data in their annual scheme return. We could consider whether to require disclosure of these scores as framework metrics, which would mean contract-based providers needing to assess the quality of their common and scheme specific data in the same way.

Consultation Question

Q12: Are these the right metrics to include as options for assessing the effectiveness of administration and/or are there any other areas of administration that are readily quantifiable and comparable?

6.4 Governance

125. We propose that there is no standalone 'governance' metric. Some respondents to the FCA / TPR discussion paper felt that the quality of governance is already reflected in other aspects of the VFM framework and therefore should not be included as a separate component. We also believe that it will be challenging to reduce the 'governance' dynamic to a purely quantitative metric or key indicators.

²⁴ [Completing the annual Value for Members assessment and Reporting of Net Investment Returns - GOV.UK \(www.gov.uk\)](https://www.gov.uk/government/uploads/system/uploads/attachment_data/file/674442/Completing_the_annual_Value_for_Members_assessment_and_Reporting_of_Net_Investment_Returns_-_GOV.UK.pdf)

Chapter 7: Disclosure templates and publication timings

7.1 Reporting templates

126. To enable meaningful VFM assessment and accurate comparisons, framework data will need to be collected and published in a consistent and accessible format where data can be easily extracted and processed.
127. We are considering requiring schemes to report data against the value metrics of the three VFM components (investment performance, costs and charges and quality of services) using a prescribed reporting template. We intend to consult on template design proposals at a later stage.

7.2 Publishing options

128. We are considering two options for the publication of the framework data:
- A decentralised approach, such as providers websites.
 - Via an official centralised portal.
129. Both options have different costs and benefits and we would welcome stakeholder views on the likely impacts as we consider which option to take forward. We intend to publish an Impact Assessment alongside formal proposals.

Decentralised approach

130. Under this approach, those responsible for schemes would be required to disclose their framework data on a publicly accessible website using a prescribed template. This could be a provider's own website or another publicly available site. Collectively, all the published data would then constitute an 'open source' of schemes' framework data. All stakeholders should have free access to this information.
131. To ensure compliance with the publication timeline, we are considering a parallel obligation for trustees and providers to notify the relevant regulator that publication has taken place and to provide them with the relevant URL. For trust-based schemes this could be via the Scheme Return and the FCA could introduce a notification requirement for workplace personal pension schemes.
132. Potential advantages with this solution include getting framework data into the public domain quickly and relatively cheaply – without the potential delays and additional expense that would come from introducing a dedicated platform. We expect this solution to deliver a high degree of accessibility and transparency with complete scheme data available to our target audience and regulators.

133. This approach could also give rise to the development of industry and/or private sector initiatives to make the data more user-friendly. This could be through services that collate the scheme return data and make this commercially available alongside search and comparison tools to our target audience.
134. However, we also recognise that there are data accessibility, quality and validity issues with this approach that could compromise the comparison of scheme performances that VFM assessments are designed to deliver. For example, stakeholders may need to go to the websites of different providers to obtain the data and it might be challenging to verify the quality of data. One way of mitigating this risk could be to ensure that data is used appropriately by commercial comparison sites through a formal accreditation process.

Centralised approach

135. An alternative option would be to develop a 'central repository' for the data being collected, to which schemes would be required to submit their data directly via a web portal using a prescribed template. The repository would validate and process the data which would then be published for a professional audience to use. The central repository could be hosted by regulators, or with delivery outsourced to an accredited and independent third-party industry provider.
136. The advantages of this approach are that it simplifies the handling and analysis of the data itself, with data processes required to be carried out only once at source and not on multiple occasions by multiple providers. Avoiding successive manipulation of the data helps eliminate the possibility of it being subject to errors.
137. A centralised solution could also give regulators – directly or through data access arrangements with any third-party provider – greater control and visibility of the collected data for compliance purposes. This may give stakeholders more confidence about the quality and reliability of the data against which individual comparisons are being made.
138. In the long-term, regulators might use the data to support their own assessment and comparisons. This could mean designing comparator tools that would show schemes where their performance ranks in terms of the aggregated results of all assessments, both overall and against each of the individual VFM criteria.
139. A centralised approach would entail work to design, build and launch the necessary information architecture as well as new powers in legislation to enable funding and operation. It is therefore likely that this option will be slower in implementing than the decentralised approach. It will also impose ongoing costs on the regulated sectors associated with the development and maintenance of the data repository and comparator tools.

Consultation Question

Q13: Do you agree with a decentralised or a centralised approach for the publication of the framework data? Do you have any other suggestions for the publication of the framework data?

7.3 Reporting Periods and Deadlines

Publication of framework data

- 140. Without clear deadlines for the publication of VFM data, stakeholders will not have consistent access to the information required for their analysis and comparisons, potentially creating misleading assessments. To address this, we propose setting deadlines for publication of data VFM assessment reports.
- 141. We propose to require all framework data to be published by the end of the first quarter of the calendar year. Trustees and IGCs will then be able to use the published framework data from other schemes for their VFM assessments.
- 142. The framework data will need to be recorded to the same end point in time. This is important for investment performance data, where the end point can make a substantial difference to reported returns. Since returns would be reported net of costs, both net of all costs and net of investment charges only, the cost data may not be immediately available for some schemes. Therefore, we propose an end point for net returns data of 30 June of the previous year. The same costs would be reported in the costs and charges data, disclosed separately so that the amount of costs and charges and net returns can be considered.

Publication of VFM assessment reports

- 143. A consistent publication timing of VFM assessment results is essential so schemes have enough time to analyse the framework data published by other schemes in comparison with their own, and for the purpose of standardised, accurate monitoring and compliance.

Qualifying trust-based schemes

- 144. We propose to require occupational trust-based pension schemes to publish their VFM assessment results by the end of October and separately from the Chair's Statement. Publication in the Chair's Statement would not allow consistent reporting of VFM assessment results as occupational schemes have different scheme year ends and are required to publish their Chair's Statement within seven months of their scheme year end. The ongoing review into the Chair's Statement means that we cannot propose to commit to requiring VFM assessment results to be published in the Chair's Statement. The means of publication will therefore be determined at a later stage.

145. We considered aligning scheme year ends to ensure that all schemes publish their VFM assessments at the same time. However, engagement with the industry suggested this would be a costly and burdensome policy to implement due to schemes needing to reorganise their governance structures. There are also existing statutory reporting requirements based around scheme year end dates that could be impacted if a single scheme year end was required for all schemes.
146. Industry feedback suggested that schemes may need 6-7 months to publish their VFM assessment results. A publication date of October would mean that occupational pension schemes with an April scheme year end would have 6 months to publish their results. Pension schemes with a December scheme year end would have 9 months to publish their results. However, schemes with a scheme year end between May and October may need to consider changing their scheme year end so they can conduct their assessments and meet the publication deadline.

Contract-based schemes

147. We propose to require contract-based schemes to publish their VFM assessment results in their IGC Chair's Report by the end of October. Under FCA rules IGCs must publish their IGC Chair's Report by the end of September. This proposal would give IGCs one more month to publish their VFM assessment results.

Consultation Question

<p>Q14. Do you agree with the proposed deadlines for both the publication of the framework data and VFM assessment reports?</p>

Chapter 8: Assessing Value for Money

- 148. This chapter covers our proposals for potential approaches to VFM comparisons and a step-wise approach to assessing VFM. It also proposes three possible outcomes to a VFM assessment, the next steps a scheme should take following assessment outcomes and potential compliance and enforcement mechanisms.
- 149. In terms of potential enforcement mechanisms that we are considering, they include giving TPR the powers it needs to enforce wind up and consolidation where a scheme is consistently not providing value for its members.

8.1 Regulator-defined benchmarks

- 150. The FCA and TPR received mixed views on comparisons against market wide benchmarks of industry performance. Many industry respondents felt this might cause investment strategies to 'cluster towards the middle' or drive schemes to focus on short-term performance to exceed the benchmark.
- 151. However, benchmarks would allow us to define VFM in an objective way. Some respondents noted that performance evaluation cannot occur in a vacuum and were supportive of regulators prescribing a reasonable benchmark.
- 152. Our approach would be to design benchmarks with analysis of data carried out by TPR, the FCA or a third party. Rather than a single benchmark, multiple benchmarks based on framework metrics or a combination of these would provide a more holistic view. We would set a threshold beneath each benchmark that schemes would have to meet or exceed to be assessed as VFM. This would be an objective test relative to the market as a whole with VFM defined by the thresholds and benchmarks we design.
- 153. This approach would work more smoothly with the centralised solution for the publication of data carried but could also work alongside the decentralised solution if data was 'scraped' from the individual websites.
- 154. We recognise that it would take time to ensure that data is consistent and reliable enough to construct benchmarks. We would not want to define VFM based on benchmarks unless their construction can take account of VFM in a robust and holistic way. Under this option we would introduce the requirement for publication of data first and then introduce the requirement for schemes to be assessed against benchmarks at a later date.

8.2 Market comparisons

- 155. An alternative approach is to build on existing requirements for trustees and IGCs to compare their scheme with at least 3 other schemes. There is a gaming risk in that underperforming schemes may be selected for comparisons. To mitigate that risk, we propose to set out how other schemes should be selected.

156. We would expect trustees and IGCs not to restrict their comparisons to similar schemes. They would be expected to look more widely at schemes that could be used by the employer(s) using their scheme. Their comparisons should include commercial schemes sufficiently large to deliver benefits of scale. Trustees and IGCs of commercial schemes should conduct comparisons at the level of cohorts of employer, as well as at the level of the defaults used by these employers.
157. This approach may highlight differences in strategic asset allocation, or in the selection of fund managers and the cost of the investments, or in the nature and quality of services provided versus their cost.
158. IGCs and providers of contract-based schemes have existing arrangements with a third-party firm where they provide data on their scheme which is then pooled, anonymised and made available to them for benchmarking purposes.
159. These industry benchmarks do not define VFM but are used by IGCs and providers to compare their scheme with others in the group. We think wider comparisons such as this could provide valuable information on VFM achieved and where exactly VFM can be improved.
160. Similarly, a third-party firm already provides publicly available comparisons of commercial schemes on key performance metrics, including net investment return versus risk. Over time, we would expect such publicly available comparisons to be driven by published data against the framework metrics. A central data repository could also provide benchmarks based on market-wide medians, without a requirement that schemes must meet or exceed certain thresholds to be VFM.

Consultation Question

Q15: Do you think we should require comparisons against regulator-defined benchmarks or comparisons against other schemes and industry benchmarks?

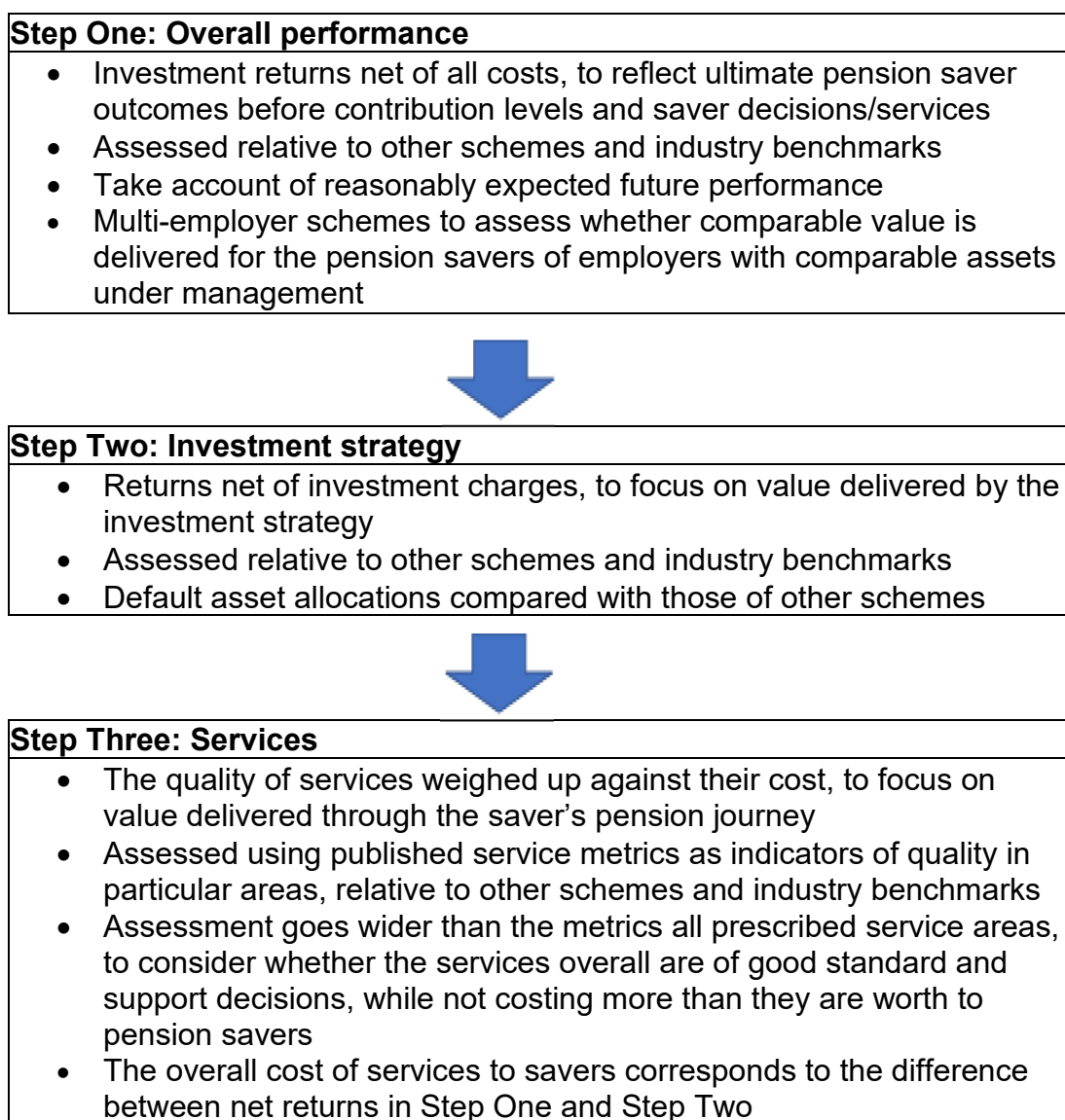
8.3 Approach to assessing VFM

161. Assessments of value for money currently allow for considerable flexibility in how VFM is assessed by trustees and IGCs. Different trustees and IGCs adopt different approaches, with some giving weights to each of costs and charges, investment performance, and various aspects of service quality before arriving at an overall conclusion. This lack of comparability is a major obstacle to trustees, IGCs and others involved in the pensions industry, including the regulators, in understanding the value that different schemes and providers deliver.
162. However, if we set thresholds based on regulator-defined benchmarks that schemes must meet, then this would constitute the assessment of VFM.
163. Alternatively, if comparisons against other schemes and industry benchmarks are used, we would instead propose a mandatory step-by-step process for assessing

VFM (as suggested below) which would promote more objectivity in, and consistency between, assessments, while still allowing scheme-specific demographics and member needs to be considered.

164. In this process, schemes would be required to look at the metrics provided by the framework, taking account of costs and charges at each step (either in net returns or relative to service quality) to focus on value delivered. This would enable more holistic assessments, without the need to subjectively weight costs and charges as a separate element.

Proposed mandatory step-by-step process



165. The above steps focus on quantitative measures, but we are also considering whether schemes should consider the following additional qualitative measure as part of a VFM assessment:

- Consideration of **economies of scale**: This would align with the value assessments required for authorised funds under FCA rules. We expect trustees and IGCs to consider whether the scheme is able to achieve savings and benefits from economies of scale, including the benefit of a more diversified investment strategy that delivers long-term for savers.

Consultation Question

Q16: Do you agree with the step-by-step process we have outlined, including the additional consideration?

8.4 VFM assessment conclusion

166. At the conclusion of the assessment, we want there to be a clear, transparent outcome which enables:
- The trustees or the provider and IGC of the scheme to be clear on how far the scheme is delivering value for savers and to understand what steps they need to take next
 - For other stakeholders in the pensions industry to be able to use the assessment in their own comparisons and to assist in learning
167. We propose that schemes could fall into one of three categories as the result of the VFM assessment, with trustees and IGCs required to state which category applies to their scheme. The conclusion of the assessment would be whether the scheme is:
1. VFM
 2. Not currently VFM but with identified actions to improve in certain areas that would deliver VFM
 3. Not VFM
168. The published VFM assessment would include this result, as well as an explanation of the assessment and comparisons behind the result, in sufficient detail to allow independent (or regulatory) challenge of the result.
169. For presentational purposes the result could be a Red/Amber/Green (RAG) rating, with explanatory words as above. A VFM (Green) rating should not imply that VFM cannot be improved further. We would expect the trustees and IGCs of most VFM schemes to be able to identify areas where improvements are possible when conducting their comparisons with other schemes in the market.

Consultation Question

Q17: Do you agree with a ‘three categories’ / RAG rating approach for the result of the VFM assessment?

8.5 Next steps following VFM assessments

170. Public disclosure of VFM assessments will incentivise underperforming schemes and providers to improve or exit the market, although this is more likely where industry medians are published. All schemes and providers, including those that are good VFM, will understand how their proposition compares and will compete on the value delivered to pension savers, thereby improving pension saver outcomes.
171. However, we do not think that public disclosure is a sufficient incentive in all circumstances for actions that remedy poor VFM. There is a significant risk that underperforming schemes remain in the market for long periods of time. This is not in the best interests of pension savers in these schemes who will suffer financially from continued poor performance.
172. We are considering mandating occupational and contract-based schemes to take clear actions following their VFM assessments as shown in Table 1. While there are differences in the regulatory frameworks, our objective is the same and is focussed on ensuring good outcomes for pension savers regardless of the scheme they are in.

Table 1: Proposed actions following VFM assessments

	Not VFM – and no credible actions to achieve VFM	Not VFM – but actions to achieve VFM	VFM
Proposed legislation and FCA rules could require...	Trustees must consider transfers and wind up in savers’ interests. Providers must consider transfer or equivalent actions, in saver’s interests Mandatory communications to employers	Clear plan to deliver identified actions which should start immediately	Uncommon to identify no actions to improve further – trustees/IGCs should explain why best practice in all areas
If schemes don’t do this...	TPR may be given powers to enforce	If not VFM for two successive years, wind up/ consolidation	If no clear explanation, this may

	consolidation and wind up Regulators may take supervisory/enforcement action	may be expected or imposed	draw regulatory scrutiny
--	---	----------------------------	--------------------------

173. For contract-based providers, IGCs conduct VFM assessments and would continue to do so under the proposals. Under the FCA's Consumer Duty rules, a provider that disagrees with the IGC's assessment will need to set out how it considers that the scheme provides fair value using the same assessment framework required for IGCs. A provider will be required to take corrective action if it cannot adequately explain why it disagrees with an assessment conducted under that framework that a scheme is not VFM.
174. The actions that we propose following VFM assessments are consistent with the Consumer Duty principles and rules but are more specific. The FCA intends to consider making new rules to require contract-based providers to take such actions as are necessary and in the best interests of affected savers. These rules may set out certain actions that we would expect providers to consider as a minimum, including transferring savers to a different arrangement or provider that is more likely to deliver VFM on a consistent basis.
175. Contract-based providers may, depending on the terms of the contract, need to obtain the consent of individual pension savers to a proposed transfer. We recognise that it may be difficult to obtain the consent of all affected savers, even when clearly in their best interests. So, we are considering whether there should be specific legislative provisions which allow providers to transfer savers to another arrangement or provider without consent (with sufficient protections for savers built in) and whether other provisions are required.
176. We think the focus should be on ensuring that pension savers cannot be in a poor VFM scheme for a sustained period of time. Contract-based providers may operate many employer-level schemes within the same HMRC-level scheme, some of which may be assessed as being not VFM. In such circumstances, it is likely that the provider can take targeted actions in relation to those employer-level schemes that are assessed as being not VFM.

Consultation Question

Q18: How should we take into account the specific challenges of contract-based schemes while ensuring equivalent outcomes for pension savers?

Communicating VFM

177. Communication is important and we expect the trustees and IGCs/providers of most schemes to be able to identify actions that further improve VFM and communicate it in a way that reassures employers and pension savers. Schemes that are assessed as VFM may use this as a way of increasing saver engagement with their pensions. Communications to savers will need to be considered carefully when a scheme is assessed as poor VFM.
178. Employers using a poor VFM scheme may want to know what this means for their employees and may want to take action. Recent evidence shows that value for savers is an important factor for employers when choosing and/or switching pension providers.²⁵ One action that regulators could take with schemes is to include mandatory communication to employers as part of schemes' next steps following the outcome of its VFM assessment. This would mean trustees and IGCs/providers would need to advise employers of their current VFM status (regardless of what that is) and the options available to employers should they wish to consider their provision. We expect employers to use their discretion to take action in the best interests of their workers and their business as appropriate.

Consultation Question

Q19: Do you agree with our proposals on next steps to take following VFM assessment results, including on communications?

Compliance, enforcement and proposed new powers for TPR

179. Where schemes fail to meet the requirements set, the regulators would take a risk-based approach in line with their regulatory and enforcement policies.²⁶
180. We are also considering whether TPR should have powers to enforce wind up and consolidation, and transfer members to better value pension schemes where a scheme is not offering value for its members. TPR would only seek to use these powers, where doing so would be in the best interests of savers.

²⁵ [Workplace Pensions and Automatic Enrolment: employers' perspectives 2022 - GOV.UK \(www.gov.uk\)](https://www.gov.uk/workplace-pensions-automatic-enrolment-employers-perspectives-2022)

²⁶ [Regulatory and enforcement policies | The Pensions Regulator](https://www.thepensionsregulator.gov.uk/regulatory-and-enforcement-policies)

Chapter 9: The VFM framework and Chair's Statement

181. Trustees and managers of relevant schemes are required under Part V of the Administration Regulations²⁷ to produce a Chair's Statement within seven months of the end of each scheme year.
182. In April 2021, DWP published its findings from the Chair's Statement statutory post implementation review (PIR). The review highlighted that the Chair's Statement serves as a multi-purpose document for two different audiences and similar information is requested through different scheme governance documents. Following publication of these findings, DWP has engaged with industry representatives and TPR to consider how best to address them, including considering any potential impacts with the new VFM framework.

9.1 Current Policy thinking

183. After reviewing the PIR findings, DWP is considering:
- a. splitting the Chair's Statement requirements into two separate documents, one that is member facing and another that is purely a governance document, as was proposed in the PIR; or
 - b. the continued feasibility of the Chair's Statement as a means to publish governance and member information, in the context of the VFM framework and the other governance requirements.

Member Facing Requirements

184. Certain pension savers already receive an Annual Benefits Statement, and from October 2022, for AE schemes this became the Simpler Annual Benefits Statement, which includes information on costs and charges. Also, non-specific cost and charges information is available to savers through scheme websites and apps. We need to consider whether there is benefit in creating a new member facing document and if so, what that document should include.

Consultation Question

Q20: If the Chair's Statement was split into two separate documents, what information do you think would be beneficial in a member-facing document?

²⁷ [The Occupational Pension Schemes \(Scheme Administration\) Regulations 1996 \(legislation.gov.uk\)](https://www.legislation.gov.uk/uksi/1996/1000/contents/make)

Chair's Statement and future governance requirements

185. The Chair's Statement was implemented to address a lack of consistent governance standards amongst pension providers. However, other requirements have since been introduced alongside the Chair's Statement, which to some degree may fulfil a similar role, including the Master Trust supervisory return, the Effective Systems of Governance and the Own Risk Assessment.
186. The Chair's Statement and VFM framework share the same overarching objective of maximising outputs for pension savers through consistency, transparency, and efficiency in service offerings.
187. To limit the costs and administrative burden on industry, the VFM framework is intended to build on existing disclosure requirements. We need to consider how the Chair's Statement, which currently includes the result of the Value for Members assessment, should interact with the VFM framework.

Consultation Question

Q21: Is there any duplication between the VFM framework proposals and current Chair's Statement disclosure requirements?
--

Chapter 10: FCA specific issues

How it links to our objectives

188. We have considered the policy proposals set out in this consultation against the FCA's strategic objective and consider them compatible. We also consider that they advance one or more of our operational objectives and are compatible with our Competition Duty. We have had regard to the regulatory principles in s3B FSMA; the principles in the Legislative and Regulatory Reform Act 2006 (LRRRA); the considerations in the Equality Act 2010, and considered the recommendations made by Treasury under s1JA FSMA. We intend to consult on changes to FCA rules in due course. We will consider detailed compatibility of the proposals set out in the draft rules which we expect to consult on further at that stage.

Consumer protection

- The focus of the VFM framework is to ensure that pension savers are getting VFM from their scheme for every pound saved. We want to embed a set of metrics and standards that will help to drive improvements in VFM. We would expect the providers of underperforming schemes to make immediate improvements or, where the situation persists over time, look at other options to secure better VFM, such as transferring savers into a better performing arrangement. These proposals would ensure that savers are protected from being in underperforming schemes for long periods of time, when the impact of poor VFM is cumulative.

Competition

- Our proposals are also intended to improve competition between schemes. The publication of framework data on a consistent basis will greatly improve comparisons between schemes. We also believe that a holistic set of metrics focussed on factors that make a difference to pension saver outcomes will promote competition in the interests of pension savers. We aim to shift the focus from cost to long-term value when commercial providers compete for new business from employers and to retain existing business.

10.1 Specific matters affecting FCA-regulated workplace pension schemes

189. In this section of the policy consultation, the FCA considers matters which are specifically relevant to FCA-regulated firms, including workplace personal pension providers and their IGCs.

Phased approach

190. The FCA considers that a phased approach to introducing a VFM framework will ensure that FCA-regulated providers and their IGCs will be able to leverage their existing experience in assessing value for workplace pension savers. It will also help to ensure that the burden on providers and IGCs in applying the framework is proportionate. We have been clear that we will consider extending the VFM framework in the future, adapted as appropriate, across the DC market. This would be to workplace self-select options, non-workplace pensions, and pensions in decumulation.
191. For non-workplace pensions, the FCA has recently published²⁸ final rules requiring providers to offer a default option to new non-advised customers. We think that future application of the framework to non-workplace default options would help mitigate the risk that pension savers seek to transfer from a workplace to a non-workplace pension without understanding how they compare in terms of VFM. Over time, and with the future launch of Pensions Dashboards, we expect this risk to grow as workplace pension savers become increasingly engaged with their pension savings and the options available to them.

Framework scope: investment pathways

192. We do not intend for investment pathways for pension savers entering drawdown to be in scope of the proposals in this paper at this time. We intend to consult on amendments to some of these rules to ensure that the proposals in this paper at this time apply to relevant workplace pension schemes only.

10.2 Self-invested personal pension plans (SIPPs)

193. The FCA is aware that some individual SIPPs are considered as workplace pensions under our rules, even where these SIPPs may not have been established as workplace pension schemes. This is because we define a workplace scheme for relevant rules as a scheme where “direct payment arrangements are, or have been, in place, and under which contributions have been paid for two or more employees of the same employer.”
194. SIPPs can be treated as workplace pension schemes when individuals with SIPPs ask their employer to contribute to the SIPP that they have set up and the employer agrees to do this for two or more employees in the same scheme. These individual SIPPs then fall within the scope of our rules on IGCs and the publication and disclosure of costs and charges. Typically, the provider operates

²⁸ [PS22/15: Improving outcomes in non-workplace pensions - feedback on CP21/32 and our final rules and guidance \(fca.org.uk\)](#)

a Governance Advisory Arrangement, which is allowed under our rules as a proportionate alternative to an IGC for smaller and less complex schemes.

195. The FCA recognises that where an individual SIPP and related investments have been selected by an individual, often with advice, there may be less need for oversight by an IGC or GAA and for public disclosure of costs and charges under existing requirements, with the associated administration and costs. While we intend to consider extending the VFM framework in the future to non-workplace pensions, this may not involve IGC/GAA oversight and may involve different disclosure requirements to align with the proposals in this paper.
196. However, the FCA also recognises that there may also be risks associated with consulting on a rule change which might take such SIPPs outside the scope of our rules on IGCs and the public disclosure of costs and charges (and our proposals for a VFM framework in this consultation paper). For example, it may be that the directors of a company set up SIPPs with contributions from that company to the scheme and more junior staff follow that same arrangement, without advice. These other pension savers may benefit from independent oversight of the arrangements, including of the VFM offered by the SIPP.

Consultation Question

Q22: Should individual SIPP arrangements be excluded from the requirement on providers to establish an IGC/GAA and to publicly disclose costs and charges and, if so, under what circumstances?

10.3 Saver-focused summary of a VFM assessment

197. Under existing FCA rules, an IGC Chair is responsible for the production of an annual report setting out certain matters, including the IGC's opinion as to whether a workplace pension scheme provides VFM. The IGC Chair's Report is primarily focussed on VFM and is expected to contain sufficient explanation of the VFM assessment.
198. FCA rules require that the IGC Chair's Report covers a range of prescribed elements, including how the IGC conducted its VFM assessment and the reasoning behind the IGC's approach to the use of cohorts and appropriate comparators. Some stakeholders have commented that some of the material which an IGC Chair draws on in preparing their Report is more technical in nature and is mostly of use to pension professionals who have the necessary skills and knowledge to interpret this data within the proper context. This might include, for example, other IGCs, pension providers, employers, advisers and the FCA.

199. While this technical information and analysis is important in ensuring IGC assessments are robust and based on clear, objective evidence, the nature of the information can be difficult to present in a way which is meaningful and engaging for pension savers. For these reasons, some IGC Chairs, when considering the information needs of pension savers, choose to present their Report in a format which includes a separate summary with key points and conclusions presented in a way which seeks to inform and engage pension savers.
200. The FCA is supportive of IGCs and others seeking to engage pension savers with their workplace pensions. We are therefore considering whether we should consult on requiring all IGC Chairs to publish a saver-focused summary of the VFM assessment, alongside the full IGC Chair's Report. That summary could be provided to pension savers as part of the existing annual communication by IGCs to scheme savers. We would welcome stakeholders' views on this.

Consultation Question

Q23: Do you think there would be merit in a proposal to mandate the inclusion of a pension saver-focused summary alongside the IGC Chair's Report?

10.4 Responsibility for disclosure of framework data

201. FCA rules in Chapter 19 of COBS currently require that a workplace pension scheme provider's IGC should publish the IGC Chair's Report and information on costs and charges no later than 30 September annually in respect of the previous calendar year.
202. The proposals in this consultation are that a value-for-money framework would include requirements on workplace pension schemes to publish framework data earlier in the year so that they can be used in the assessments that follow. These data would cover all key areas of VFM rather than costs and charges only.
203. Given these joint proposals, the FCA is considering whether to consult on making the provider directly responsible for preparing and publishing the framework data, rather than the IGC and the IGC Chair. In practice, IGCs tend to rely on staff and resources of the provider to collate and verify the information to be published.

Consultation Question

Q24: Do you think the provider or the IGC should be responsible under FCA rules for the publication of framework data?

Chapter 11: Impacts

11.1 Introduction

204. The purpose of this chapter is to gather evidence to assess the potential impacts and better understand the additional costs and benefits associated with the proposed VFM framework. Developing the evidence base will enable us to design a framework that maximises benefits and minimises costs.
205. As explained in our rationale for intervention in Chapter 1, the need for regulatory intervention arises from a combination of market failures, such as misalignment of incentives, information asymmetries, barriers to switching and behavioural biases.

11.2 Current Business Practice

206. 'Current Business Practice' represents a 'Do Nothing' scenario, where relevant schemes continue to meet existing disclosure requirement through the Chair's Statement or the IGC Chair's Annual Report and other public disclosures.

Costs and Charges

207. All workplace pension schemes are already required to disclose charges and (as far as they are able) transaction costs for each default arrangement and self-select fund. The proportion of schemes that already calculate investment costs and administration costs is unknown. Our lower bound estimate would assume that no schemes already produce these figures.
208. Our central estimate will be shaped by responses to this consultation, but we assume that some schemes already calculate the proposed framework costs and charges data internally, either explicitly or as a residual.

Investment Returns

209. The Chair's Statement of relevant occupational pension schemes already requires schemes to state the return on investments, net of any administration charges of transaction costs for every default fund and every fund that savers have self-selected. Some of these schemes may already produce some of the new metrics but do not disclose them. Our lower bound estimate would assume that no schemes already produce these figures. However, our central estimate would assume that these schemes already have access to historic investment performance, expectations of future investment performance and current asset allocations, as some of this information is already held by consultants, and some

performance metrics for larger schemes are publicly available and can be compared online²⁹.

210. There is no requirement on IGC Chairs of contract-based schemes to disclose the same detail on investment returns in their Annual Reports. Among other things, the Report must include the IGC's opinion on the VFM delivered by the scheme, including in relation to investment performance, service quality and costs and charges.

Services

211. There is already a requirement for all trust-based schemes to report their data scores for common and scheme specific data in their annual scheme return. Some contract-based providers may be able to compute from existing internal data the proposed framework metrics for service quality. We are considering how the counterfactual may differ from the new framework, when there may be some additional cost in computing data and disclosure would be required.

Consultation Questions

Q25: Which of the metrics do you not currently produce? (This could be for either internal reports or published data). Do you envisage any problems in producing these metrics?

11.3 Summary of Costs and Benefits

Scope

212. Our proposals will affect providers of workplace pensions products, trust-based DC schemes, trustees Independent Governance Committees (IGCs) and Governance Advisory arrangements (GAAs). In some cases, asset managers may be affected. For example, they may incur additional costs if providers and trustees request additional data required for the VFM assessment.
213. There will be additional costs to the regulators of ensuring the new approach is complied with and enforced.

Consultation Question

Q26: Do you agree with our assumptions regarding who will be affected by the framework?

²⁹ For example - <https://capa-data.com/>

Cost Components

214. We will estimate separately the one-off costs that schemes will incur at the beginning and the ongoing costs estimated on a yearly basis. We expect costs to be higher in the first year due to the additional adjustment costs such as setting up the systems for data collection and developing the metrics for the first time. We envisage ongoing costs fitting into the same categories as one-off costs, but likely to be lower as systems have already been introduced.
215. Annex B sets out the main components we anticipate from the introduction of the proposed framework. The purpose of this table is to illustrate the summary of key cost components. We do not expect respondents to populate the tables with numerical estimates. However, where respondents are able to quantify costs and share estimates as part of their response, this would be helpful to support our considerations in the next steps of policy development. While this table focuses on scheme and provider costs, we will also need to take account of any costs to asset managers.

Consultation Questions

Q27: Are you able to quantify these costs at this stage? Are there additional cost components we have not considered? Do you expect these costs to be significantly different for commercial providers and multi-employer schemes?

Benefits

216. This section breaks down our approach to estimating the benefits of the proposed framework to savers, schemes, employers and other affected parties. Primarily, we expect benefits to accrue to savers in workplace pensions by protecting them from potentially poor outcomes and helping drive value for money in the market.

Savers

217. The proposed framework would provide stakeholders who assess value on behalf of savers with key performance metrics and the underlying data, reported in a consistent manner and prescribed across all workplace pensions. Better access to this information would improve the transparency and comparability of VFM, leading to trustees making improvements in line with their fiduciary duties.
218. We also expect that in the longer term, some of these metrics could be used to communicate directly with the savers. Greater transparency and improved governance help increase engagement and consumer value understanding. This will, in turn, help reduce the risk of being invested in poor VFM or

underperforming scheme. Increased member engagement may lead to higher contributions, or savers seeking more advice for their retirement.³⁰

Pension Providers / Pension Schemes

219. The proposed framework would allow pension schemes to compare themselves against benchmarks or other schemes. This could make it easier to identify and adopt industry best practice, such as better returning asset allocations.
220. Schemes could also experience long-term efficiency savings through better governance. If schemes take action to improve performance against value metrics, they could benefit from reduced administration costs on simple tasks and fewer complaints as core transactions are processed on time.

Employers

221. The proposed framework would make it easier for employers to assess if their chosen provider is delivering VFM for their employees. This greater transparency could put further downward pressure on the costs for employers.

Wider UK Benefits

222. As the causal chain outlines, the proposed framework could help deliver improved member outcomes, help providers to learn from others (particularly around asset allocations), and improve competition in the market. These could help deliver wider benefits such as:
- Economic growth from increased investment, as a result of greater pension savings. If the framework makes savers become more engaged or employers are able to use any cost savings towards greater pension contributions, pension schemes will have more funds to invest, which may fuel economic growth³¹.
 - Economic growth from better investment performance, as providers either improve or potentially consolidate with other providers. The framework will make performance more transparent and comparable, and under the proposed framework schemes will have to take actions following their VFM assessments. Therefore, underperforming schemes will either have to improve to remain competitive or consolidate into better performing schemes. Consolidation, particularly of smaller providers, would allow access to expertise and a broader range of investment options such as illiquid assets, increasing portfolio diversification. Better investment performance leads to economic growth through increased income to spend at retirement.

³⁰ Pensions Policy Institute. 'What can other countries teach the UK about measuring Value for Money in pension schemes?' (2021). [Link](#). Whilst the majority (62%) of Kiwi Saver participants report contributing the minimum 3% or 4%, a third reported contributing above this minimum rate, at between 6% and 10%. It should be noted that saving may also be motivated by saving for a house, as Kiwisaver provides a withdrawal mechanism for first time buyers.

³¹ Bijlsma *et al.* (2018). 'Funded Pensions and Economic Growth', *De Economist*. [Link](#). Using data for 69 industrial sectors in 34 OECD countries for the period 2001-2010, Bijlsma *et al* found a significant impact of pension assets on growth for sectors that are more dependent on external financing.

- Reduced pensioner poverty³². Providing a framework to understand potential returns may improve member outcomes, in terms of pension income at retirement, which could reduce pensioner poverty³³ with associated exchequer benefits.

Consultation Questions

Q28: Overall, do you think the benefits of the framework outweigh the costs? Are you able to quantify any of the potential benefits?

Q29: Are there additional benefits we have not identified?

11.4 Equality Considerations

223. We recognise that the Equality Act 2010³⁴ protects people with protected characteristics and are considering the impact of our policy proposals on protected groups.
224. We want to understand what the equality implications are and that any risks of discrimination are minimised.

Consultation Question

Q30: Do you have any comments on the potential positive and negative impacts of these proposals on any protected groups, and how any negative effects could be mitigated?

³² Weston Murray & Moore. (2022). 'How to Avoid Pension Poverty'. [Link](#)

³³ This is linked to the concept of compounding, whereby if you invest £20,000 into a pension at the age of 23, assuming a 6% real return. By year 10 the pot has grown to around £35,000, by year 20 it has grown to just under £65,000 and by year 30 this could be around £115,000.

³⁴ There are nine protected characteristics under section 4 of the Equality Act 2010: age, disability, gender reassignment, marriage and civil partnership, pregnancy and maternity, race, religion or belief, sex, sexual orientation. [Equality Act](#), 2010.

Annex A: Summary of questions

Chapter 3: Scope, criteria, and outcomes [1]

Q1: Do you agree with the proposed phased approach?

Chapter 4: Investment performance [6]

Q2. Do you agree with our focus on and approach to developing backward-looking investment performance metrics?

Q3: Do you agree with our proposals to use Maximum Drawdown and/or ASD as risk-based metrics for each reporting period and age cohort?

Q4: Do you agree with our proposals on “chain-linking” data on past historic performance where changes have been made to the portfolio composition or strategy of the default arrangement?

Q5: Do you agree with proposals for the additional disclosure of returns net of investment charges only?

Q6: Do you agree with requiring disclosure of asset allocation under the eight existing categories for all in-scope default arrangements?

Q7: Do you think we should require a forward-looking performance and risk metric, and if so, which model would you propose and why?

Chapter 5: Costs and charges [3]

Q8: Are there any barriers to separating out charges in order to disclose the amount paid for services?

Q9: Do you have any suggestions for converting combination charges into an annual percentage? How would you address charging structures for legacy schemes?

Q10: Do you agree with our proposal to provide greater transparency where charging levels vary by employer? Do you agree that this is best achieved by breaking down into cohorts of employers or would it be sufficient to simply state the range of charges?

Chapter 6: Quality of services [2]

Q11: Are these the right metrics to include as options for assessing effective communications? Are there any other communication metrics that are readily quantifiable and comparable that would capture service to vulnerable or different kinds of savers?

Q12: Are these the right metrics to include as options for assessing the effectiveness of administration and/or are there any other areas of administration that are readily quantifiable and comparable?

Chapter 7: Disclosure templates and publication timings [2]

Q13: Do you agree with a decentralised or a centralised approach for the publication of the framework data? Do you have any other suggestions for the publication of the framework data?

Q14: Do you agree with the proposed deadlines for both the publication of the framework data and VFM assessment reports?

Chapter 8: Assessing Value for Money [5]

Q15: Do you think we should require comparisons against regulator-defined benchmarks or comparisons against other schemes and industry benchmarks?

Q16: Do you agree with the step-by-step process we have outlined, including the additional consideration?

Q17: Do you agree with a 'three categories' / RAG rating approach for the result of the VFM assessment?

Q18: How should we take into account the specific challenges of contract-based schemes while ensuring equivalent outcomes for pension savers?

Q19: Do you agree with our proposals on next steps to take following VFM assessment results, including on communications?

Chapter 9: The VFM framework and Chair's Statement [2]

Q20: If the Chair's Statement was split into two separate documents, what information do you think would be beneficial in a member-facing document?

Q21: Is there any duplication between the VFM framework proposals and current Chair's Statement disclosure requirements?

Chapter 10: FCA specific issues [3]

Q22: Should individual SIPP arrangements be excluded from the requirement on providers to establish an IGC/GAA and to publicly disclose costs and charges and, if so, under what circumstances?

Q23: Do you think there would be merit in a proposal to mandate the inclusion of a pension saver-focused summary alongside the IGC Chair's Report?

Q24: Do you think the provider or the IGC should be responsible under FCA rules for the publication of framework data?

Chapter 11: Impacts [6]

Q25: Which of the metrics do you not currently produce? (This could be for either internal reports or published data). Do you envisage any problems in producing these metrics?

Q26: Do you agree with our assumptions regarding who will be affected by the framework?

Q27: Are you able to quantify these costs at this stage? Are there additional cost components we have not considered? Do you expect these costs to be significantly different for commercial providers and multi-employer schemes?

Q28: Overall, do you think the benefits of the framework outweigh the costs? Are you able to quantify any of the potential benefits?

Q29: Are there additional benefits we have not identified?

Q30: Do you have any comments on the potential positive and negative impacts of these proposals on any protected groups, and how any negative effects could be mitigated?

Annex B: Summary of costs

Type of Costs	Investment Performance	Cost and Charges	Governance and Oversight
Familiarisation (one-off costs only)			
Data collection and storage: <i>We expect most data required for the VFM assessment will be available internally. However, in some cases, providers and trustees may incur additional costs for liaising with external stakeholders or upgrading systems to collect and store information.</i>			
Providing data at request: as discussed above we assume that most of the data will be available internally. However, in some cases providers and or/ asset managers may need to respond to data requests from trustees. We anticipate that there will be some cost associated with responding to this request.			
Implementation of data template: providers might incur one off cost in relation to implementation of data reporting templates.			
Developing metrics: <i>We expect most providers already calculate metrics to measure investment performance, assess costs and monitor quality of governance. However, current metrics may be different to the VFM framework, and any new requirements will incur additional costs.</i>			
Data reporting (Quarter 1): <i>We expect most providers already have the systems in place to report</i>			

<i>the prescribed metrics [on a quarterly basis].</i>			
<p>Assessment reporting: <i>Schemes are expected to report the prescribed metrics and report VFM assessment results. We want to understand the additional costs of assessing value for money following the proposed comparison approaches and assessment disclosures.</i></p>			

Annex C: Glossary

Key terms used in this consultation	Definition
Chain-linking	Chain-linking refers to the methodology of calculating the net investment returns over time, so that any disclosures would continue to reflect the performance of earlier default designs even if the investment strategy is altered or if savers are moved into a new default.
Consolidation	What we mean by consolidation is when various elements of managing different pension schemes are combined, so they can be run more efficiently together than on their own. This would allow schemes to benefit from improved funding, economies of scale and better governance, providing greater security for savers
Default arrangements	We propose the VFM framework applies to default arrangements” as defined in regulation 1(2) of the Occupational Pension Schemes (Investment) Regulations 2005 and as defined in the FCA Handbook.
Decumulation	The process of converting pension savings into retirement income (i.e. annuities or drawdown)
FCA	The Financial Conduct Authority regulates the financial services industry in the UK. Firms and individuals must be authorised or registered by the FCA to carry out certain activities. The FCA's role includes protecting consumers, keeping the industry stable, and promoting healthy competition between financial service providers.
IGC	<p>Firms that operate a workplace personal pension schemes are required to establish and maintain Independent Governance Committees (IGCs).</p> <p>IGCs have a duty to scrutinize the VFM of the provider's workplace personal pension schemes, taking into account transaction costs, raising concerns and making recommendations to the provider's board as appropriate. IGCs must:</p>

	<ul style="list-style-type: none"> • act solely in the interests of relevant scheme members • act independently of the provider
Framework data	Data produced against the value for money framework metrics and published in Q1 of calendar year on schemes' websites
Savers	Throughout this document we refer to 'savers' (known as members) this is an individual / employee who is contributing (or has been contributions made on their behalf) to a pension scheme.
TPR	The Pensions Regulator is the public body that protects workplace pensions in the UK. TPRs statutory objectives are: to protect savers' benefits; to reduce the risk of calls on the Pension Protection Fund (PPF); to promote, and to improve understanding of, the good administration of work-based pension schemes; to maximise employer compliance with automatic enrolment duties; and to minimise any adverse impact on the sustainable growth of an employer (in relation to the exercise of the regulator's functions under Part 3 of the Pensions Act 2004 only).
VFM	Our definition of 'Value for Money' is that savers' contributions are being well invested and their savings are not being eroded by high costs and charges. Other factors also contribute to whether a saver achieves good retirement outcomes and so these should also be included in the concept of 'Value for Money'. For example, good customer service to help savers make the right decisions at the right time may make a real difference to how much they contribute and engage with their retirement needs. Good scheme governance also makes a meaningful difference to long-term outcomes.