



H-CLIC April-June 2022 Quarterly Release

This is the quarterly statistics release for statutory homelessness assessments and activities in England.

72,210

Households initially assessed as homeless or threatened with homelessness

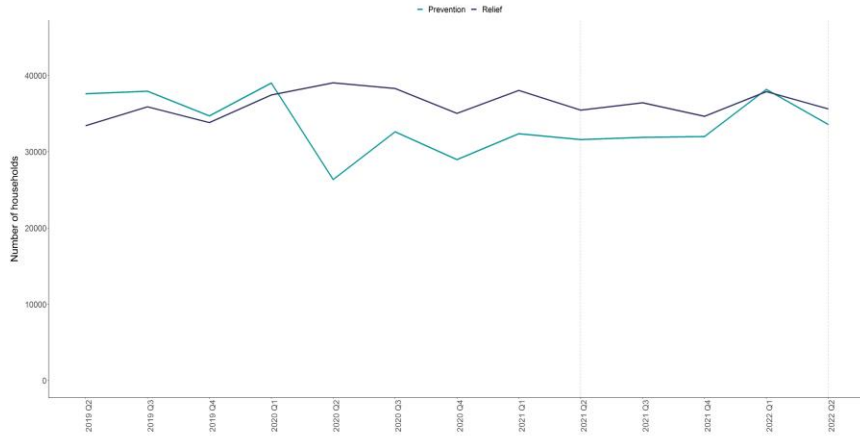
1.3%

Increase since last year

8.3%

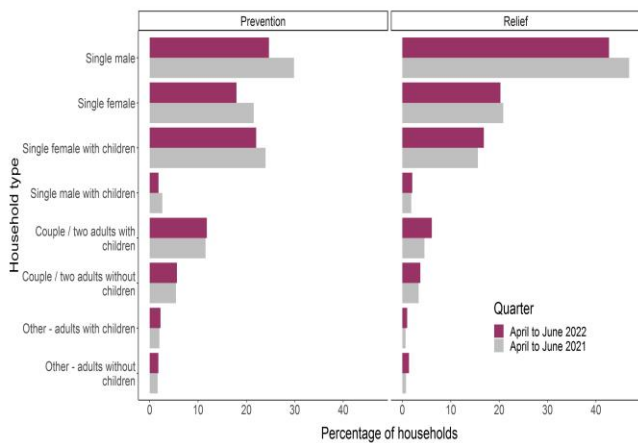
decrease since January to March 2022

The number of accepted prevention and relief duties from 2019:

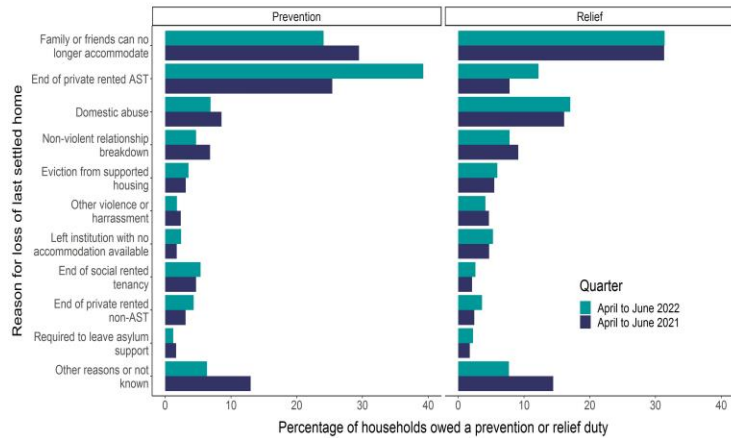


33,570 households were owed a prevention duty, 35,610 households were owed a relief duty

Household characteristics:

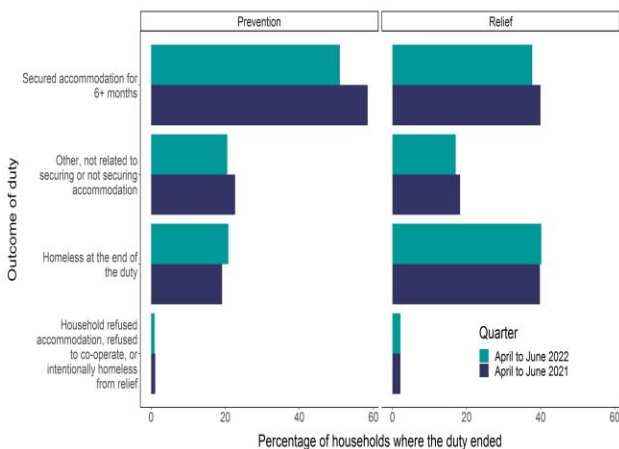


Reason for loss of last settled home:

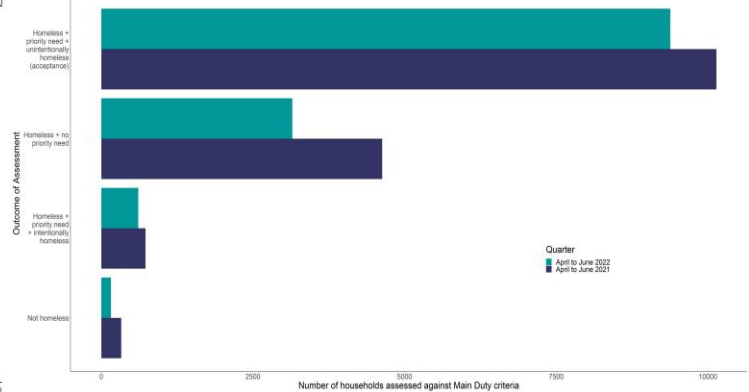


The prevention duty ended for 31,380 households, the relief duty ended for 40,190 households

Outcomes:



11,810 households were owed a main duty, up 16.5% from last year:



The live data tables are available here:

<https://www.gov.uk/government/statistical-data-sets/live-tables-on-homelessness>



H-CLIC April-June 2022 Quarterly Release

This is the quarterly statistics release for statutory homelessness assessments and activities in England.

94,870

People sleeping in temporary accommodation in England on 30 June 2022

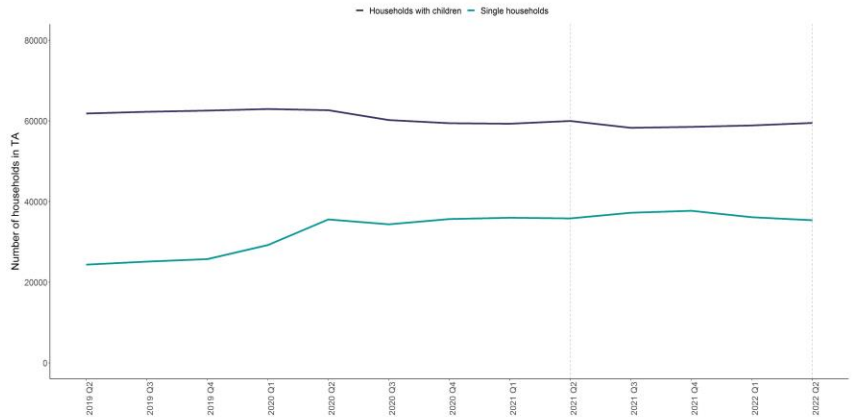
1.0%

decrease since last year

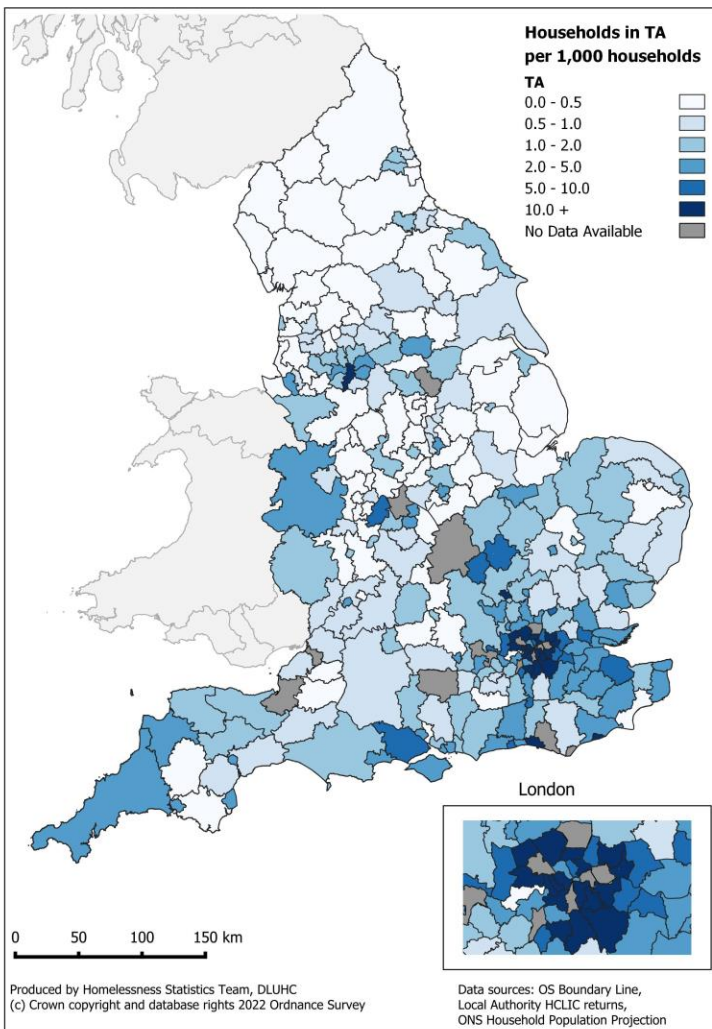
0.1%

decrease since last quarter

Households in temporary accommodation on 30 June 2022:



A total of 120,710 dependent children were living in temporary accommodation on 30 June 2022



Single households fell 1.3% and households with children decreased 0.8% from the previous quarter.

There were 15.5 households living in temporary accommodation per 1000 households in London, compared with 1.9 households per 1000 in the Rest of England.

Type of Temporary Accommodation:

82.8% of households with children were in self-contained accommodation (private sector, nightly paid, or local authority or housing association accommodation).

10,000 households were living in B&B accommodation, down 2.1% from last year. 76.8% of these households were single households, down 12.8% from last year.

2,320 households with dependent children were in B&Bs, up 65.7% from the same date last year.

Of these, 1,020 had been resident for more than the statutory limit of 6 weeks, up 108.2% from last year and up 52.2% from the previous quarter.

The live data tables are available here:

<https://www.gov.uk/government/statistical-data-sets/live-tables-on-homelessness>



This is the quarterly statistics release for statutory homelessness assessments and activities in England.

Things you need to know

Statutory homelessness concerns duties placed on local authorities to take reasonable steps to prevent and relieve homelessness to eligible houses.

Each case included in this report is representative of a household, which includes households with children as well as single adult houses.

This report only covers those owed a duty between April 01 and June 30 2022.

Every number other than Temporary Accommodation is a cumulative count over the period of the reported quarter, Temporary Accommodation is a snapshot of the last day of the quarter.

Data is collected via the Homelessness Case Level Information Collection, submitted quarterly by local authorities. This method of collection was introduced in 2018 alongside significant homelessness legislation; before this statutory homelessness was recorded in the P1E.

Definitions and a comprehensive breakdown of the quality assurance process can be found in the technical note.



How can it be used?



- ✓ To count the number of homelessness duties accepted by local authorities for this quarter and to compare local authorities and regions in England.
- ✓ To assess changes in the number of homelessness duties since 2018.
- ✓ To understand the causes, circumstances, and characteristics of households owed a duty for this quarter.
- ✓ To understand the number of households and the characteristics of Temporary Accommodation.
- ✗ To estimate the total number of people sleeping rough.
- ✗ To estimate the total number of people sofa surfing, in recreational or organised protest, or in squats, or traveller campsites.
- ✗ To estimate the households that have yet to make a homelessness application and those who aren't eligible.
- ✗ To compare with other countries in the UK
- ✗ To compare to figures recorded via the P1E.

There is a link to a Performance Dashboard for more detailed local authority level breakdowns at the bottom of this [page](#)

The live data tables are available here :

<https://www.gov.uk/government/statistical-data-sets/live-tables-on-homelessness>