



be predominately flat, well screened by hedges, tree lines, etc and nor cause undue impact to nearby domestic properties or roads.

There is no evidence that the applicant has investigated the possibility of poorer quality land in the area. In fact, their application indicates that they have not attempted to consider other sites. Additionally, the site that has been chosen also includes a large portion of sloping land which will make screening of any sort more difficult, and as the site is directly in front of and in very close proximity to a row of dwellings in which I reside, it is my strong view that this application should be rejected.

Yours sincerely,




Name



Date 19.08.2222

Address



CC Laurence Ackrill, Planning Department, Uttlesford District Council,
Council Offices, London Road, Saffron Walden, CB11 4ER.