

This publication was withdrawn on 1 April 2022

This page has been withdrawn because it's no longer current.
Read more about [living safely with coronavirus \(COVID-19\)](#).

Print version

Step 1

Print this A5 page.

Step 2

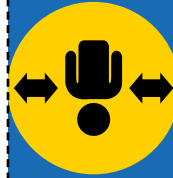
Cut along the long dashed line.

Step 3

Fold along the short dotted line.

Step 4

Take with you when you are going anywhere.



Fold here

Cut along here

Be kind.
Keep your distance.
Thank you for
understanding.

I am exempt
from wearing
a face
covering.



Print version

Step 1

Print this A5 page.

Step 2

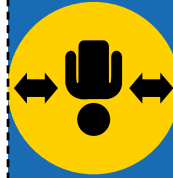
Cut along the long dashed line.

Step 3

Fold along the short dotted line.

Step 4

Take with you when you are going anywhere.



Thank you for
understanding.

Keep your distance.

Be kind.

Fold here



Cut along here

Please remove
your face
covering so I can
understand you
better.



Print version

Step 1

Print this A5 page.

Step 2

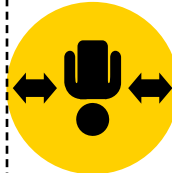
Cut along the long dashed line.

Step 3

Fold along the short dotted line.

Step 4

Take with you when you are going anywhere.



Thank you for
understanding.

Keep your distance.

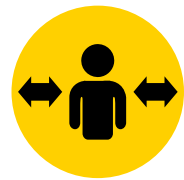
Be kind.

Fold here



Cut along here

I am exempt
from wearing
a face
covering.



Print version

Step 1

Print this A5 page.

Step 2

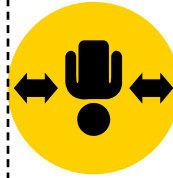
Cut along the long dashed line.

Step 3

Fold along the short dotted line.

Step 4

Take with you when you are going anywhere.



Thank you for
understanding.

Keep your distance.

Be kind.

Fold here

Cut along here

Please remove
your face
covering so I can
understand you
better.

