



Omicron daily overview: 14 December 2021

Summary

UK total case numbers

	Confirmed Omicron cases	Change from previous report	SGTF cases*	Change from previous report
England	5,006	+519	14,746	+3,607
Northern Ireland	12	+2		
Scotland	296	+110		
Wales	32	+2		
Cumulative total	5,346	+633		

Notes to table

* SGTF cases in the above table excludes persons ruled out as other variants

Due to a data flow delay of confirmed cases, case numbers for ENGLAND are lower than expected. This is likely to be rectified in a larger increase in the case numbers in future updates.

Hospitalisations and deaths

	Hospitalisations		Deaths
	Confirmed	SGTF*	
England	10	5	1

Data up to 19h00 12 Dec 21

Definitions of hospitalisation:

- cases with presentation to emergency care and are admitted or transferred at the end of their emergency care stay, who have a positive SARS-CoV-2 test within 28 days before presentation to emergency care
- excludes cases who test positive after admission

Data source: NHS Digital Emergency Care Data Set (ECDS), linked to EpiCell cases Line List and OST Omicron Line List – Due to this linkage process there is a delay in reporting hospitalisation data

Notes to table

* SGTF cases in the above table excludes persons ruled out as other variants

Breakdown of England daily cases by region

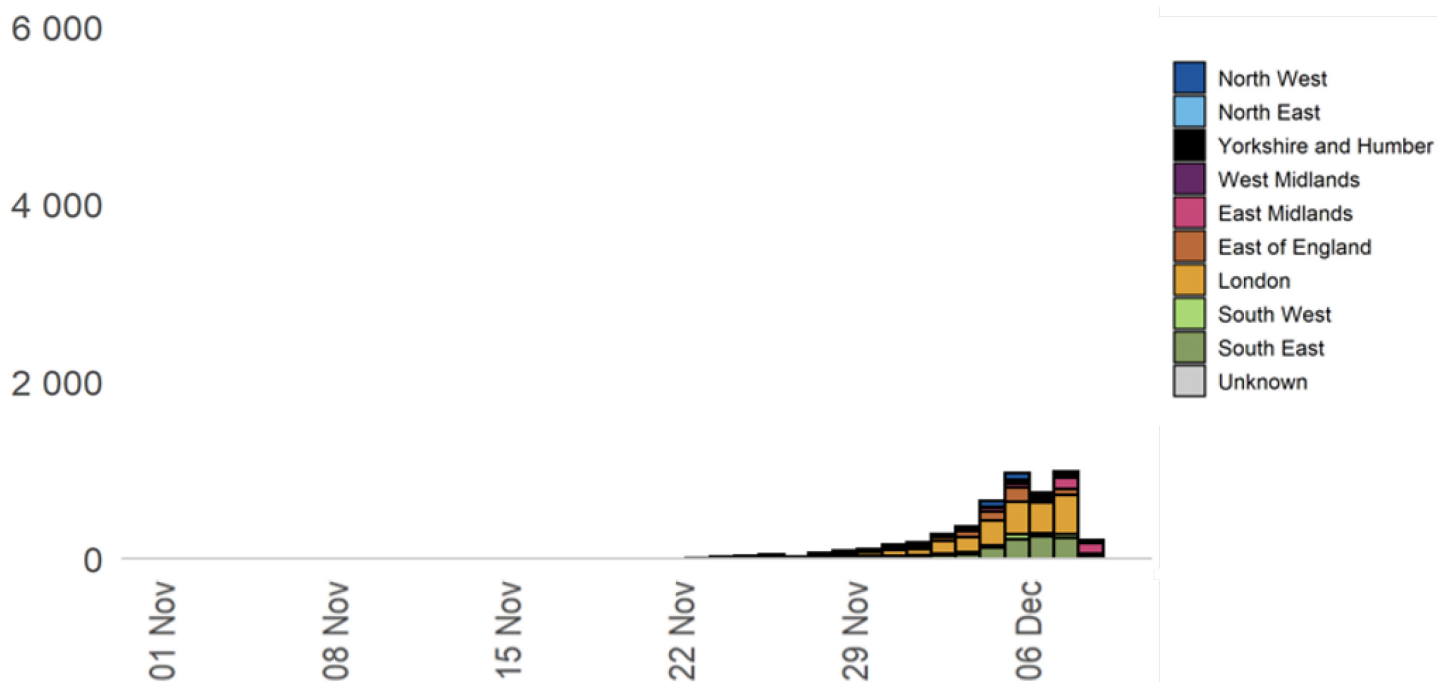
Region	Confirmed Omicron cases	Change from previous report	SGTF cases*	Change from previous report
East Midlands	483	+30	761	+178
East of England	579	+76	2195	+540
London	2086	+51	5990	+1627
North East	102	+2	85	+33
North West	268	+119	2042	+340
South East	1074	+72	1928	+455
South West	252	+21	386	+157
West Midlands	85	+21	672	+82
Yorkshire and Humber	58	+28	673	+208
Unknown	19	-1	14	-13
Total	5006	+519	14746	+3607

Notes to table

* SGTF cases in the above table excludes persons ruled out as other variants

Epidemiology curve of Confirmed Omicron cases by region

Data up to 18h00 13 Dec 21



Samples with S Gene Target Failure

Number and proportion of SARS-CoV-2 cases with S gene Target failure by region, among those with specimen dates on 11 and 12 Dec 21.

Region	Total COVID Cases with known S gene status**	SGTF cases	SGTF %
East Midlands	564	89	15.8
East of England	1363	366	26.9
London	1391	721	51.8
North East	371	23	6.2
North West	1654	344	20.8
South East	1321	336	25.4
South West	491	74	15.1
West Midlands	392	57	14.5
Yorkshire and Humber	1595	189	11.8
England	9156	2202	24

SGSS data as of 18h00 13 Dec 21.

The SGTF % is plotted below by region ([Figure 1](#)) and nationally ([Figure 2](#)).

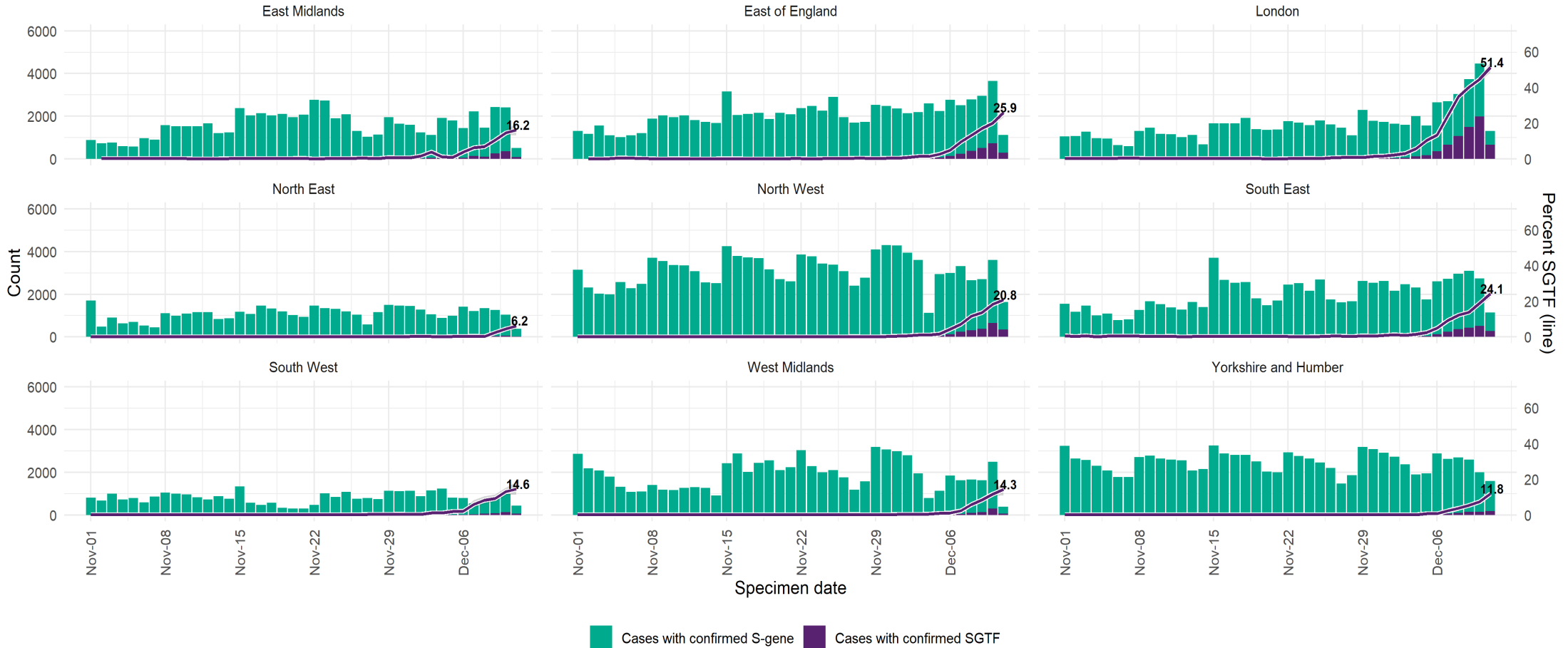
Notes to tables

** Known S gene status based on those tested by TaqPath laboratories (Alderley Park, Milton Keynes, Glasgow, and Newcastle Lighthouse Laboratories).

Figure 1. COVID-19 cases with detectable S gene/SGTF and percentage with SGTF among those tested in TaqPath Labs by day, by region

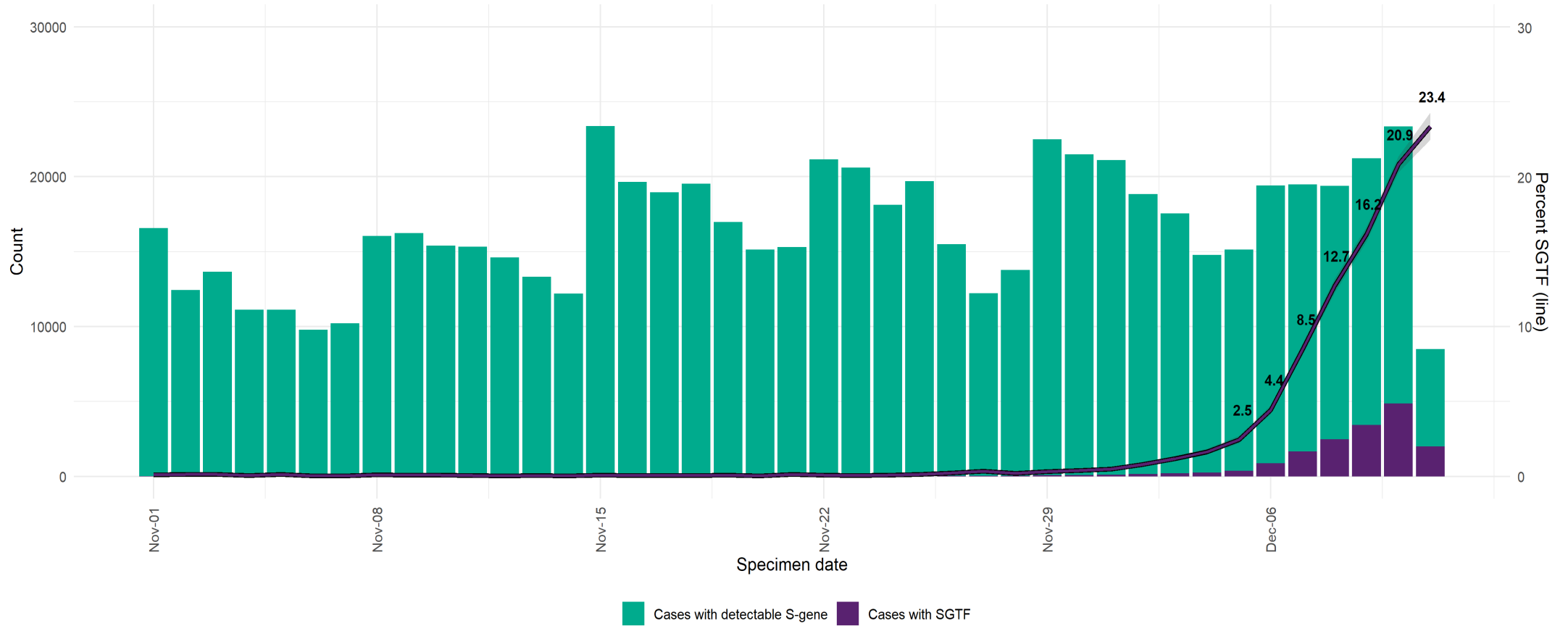
(95% confidence intervals indicated by grey shading).

Data updated 18h00 13 Dec 21.



A detectable S gene is a proxy for Delta since April 2021. SGTF was a surveillance proxy for VOC-20DEC-01 however has largely consisted of Delta since August 2021. Local trends in these data may be affected by decisions to direct the processing of samples via a TaqPath laboratory. Only tests carried out with the TaqPath PCR assay and with confirmed SGTF or S gene results included, from Newcastle, Alderley Park, Milton Keynes and Glasgow Lighthouse Labs. SGTF refers to non-detectable S gene and ≤ 30 CT values for N and ORF1ab genes. Detectable S-gene refers to ≤ 30 CT values for S, N, and ORF1ab genes. Produced by Outbreak Surveillance Team, UKHSA.

Figure 2. Number of COVID-19 cases with S gene positive/SGTF by day, among those tested in TaqPath labs
 (95% confidence intervals indicated by grey shading).
 Data updated 18h00 13 Dec 21.



A detectable S gene is a proxy for Delta since April 2021. SGTF was a surveillance proxy for VOC-20DEC-01 however has largely consisted of Delta since August 2021. Local trends in these data may be affected by decisions to direct the processing of samples via a TaqPath laboratory. Only tests carried out with the TaqPath PCR assay and with confirmed SGTF or S gene results included, from Newcastle, Alderley Park, Milton Keynes and Glasgow Lighthouse Labs. SGTF refers to non-detectable S gene and ≤ 30 CT values for N and ORF1ab genes. Detectable S-gene refers to ≤ 30 CT values for S, N, and ORF1ab genes. Produced by Outbreak Surveillance Team, UKHSA.