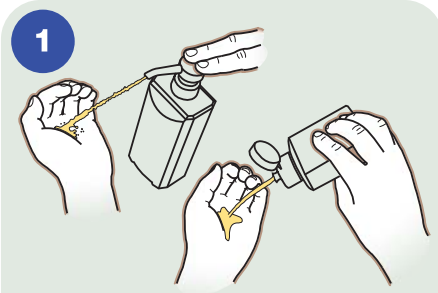


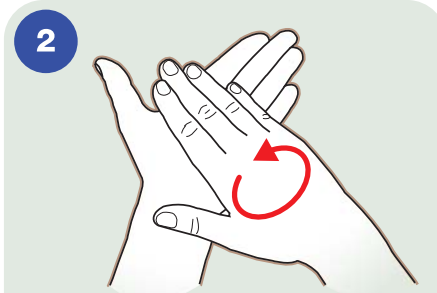


Best Practice: How to handrub step by step images



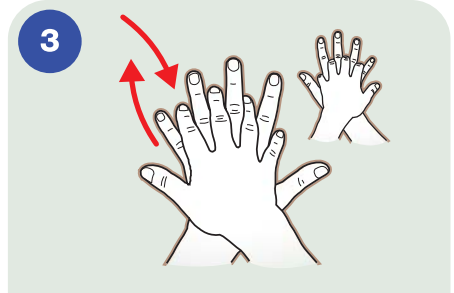
1

Apply a palmful of the product in a cupped hand and cover all surfaces.



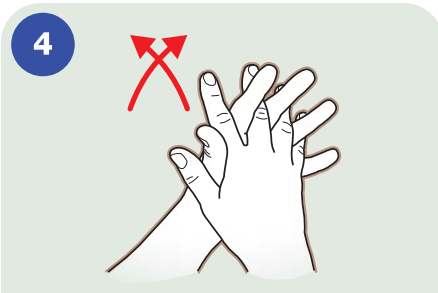
2

Rub hands palm to palm.



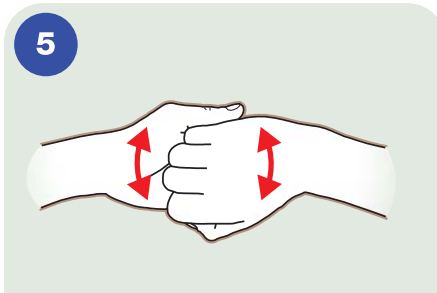
3

Right palm over the back of the other hand with interlaced fingers and vice versa.



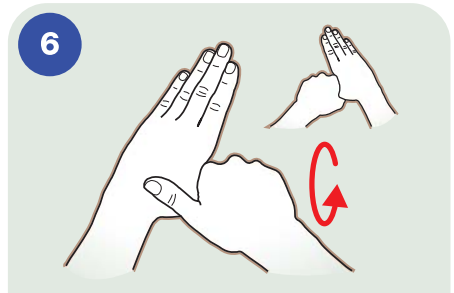
4

Palm to palm with fingers interlaced.



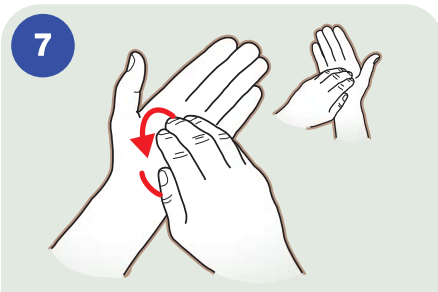
5

Backs of fingers to opposing palms with fingers interlocked.



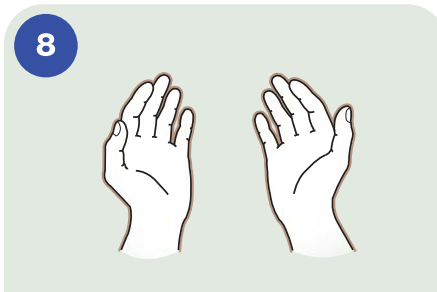
6

Rotational rubbing of left thumb clasped in right palm and vice versa.



7

Rotational rubbing, backwards and forwards with clasped fingers of right hand in left palm and vice versa.



8

Once dry, your hands are safe.