

# The Arms Length Body (ALB) landscape at a glance

As at 31 March 2020:

**295** ALBs

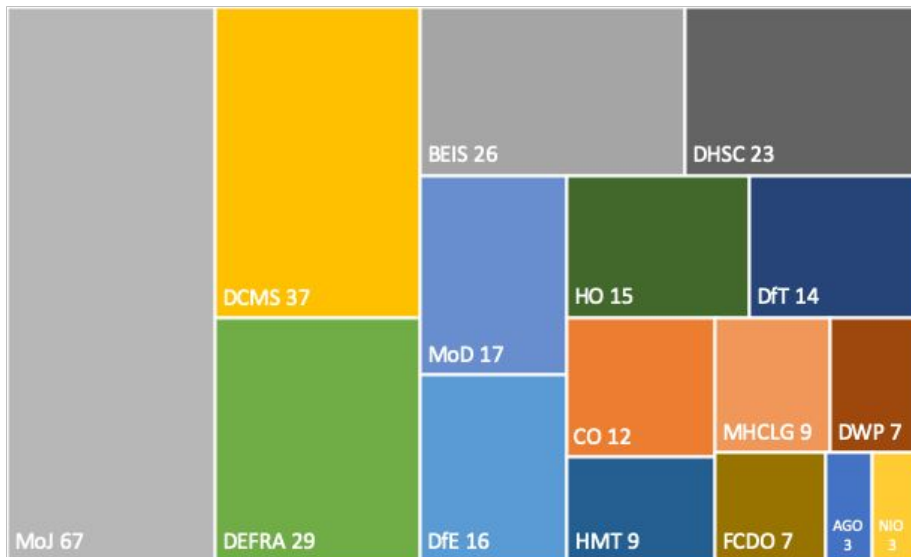
**38**  
Executive  
Agencies

**237**  
Non-Departmental  
Public Bodies (NDPBs)

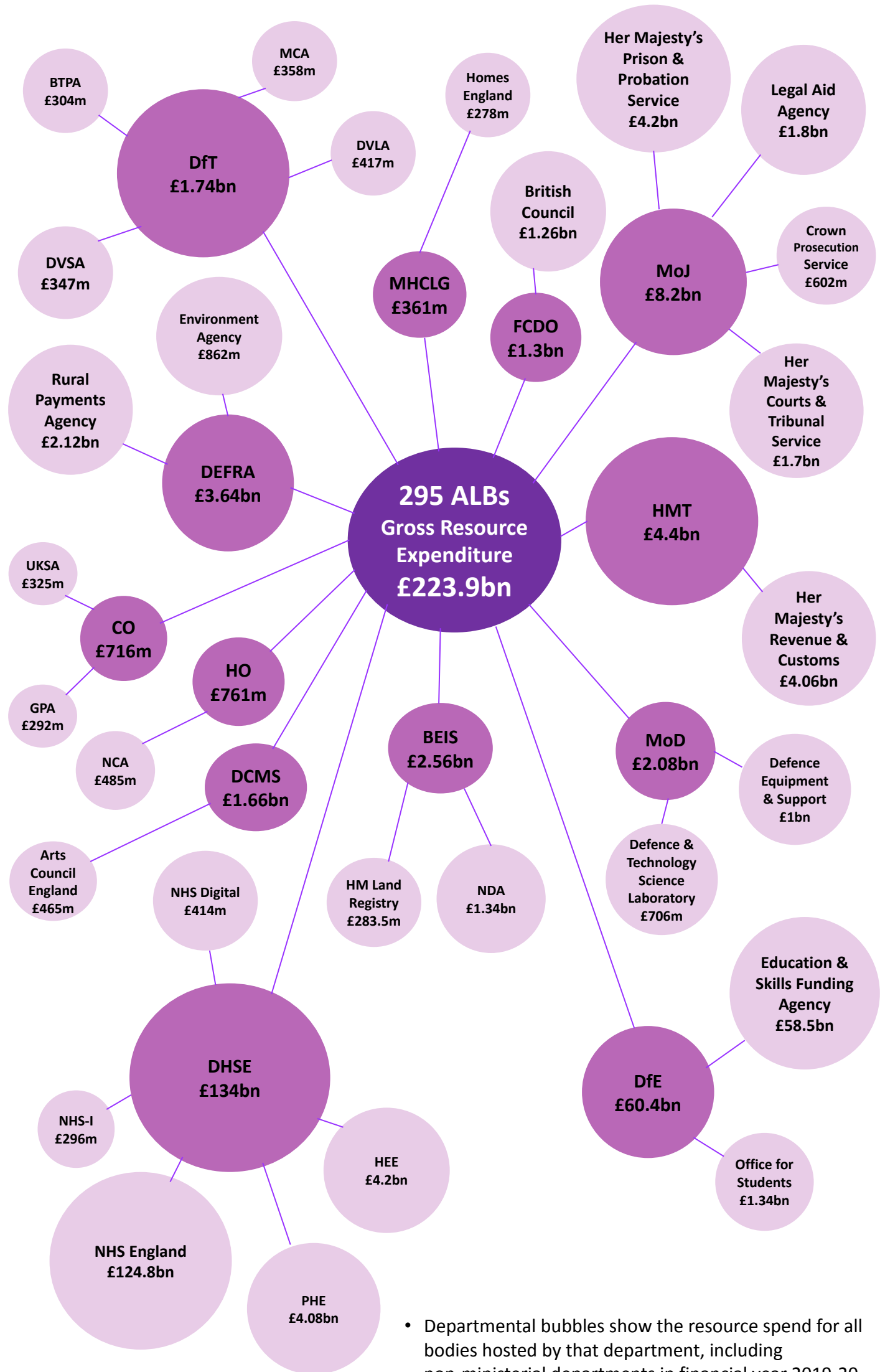
**20**  
Non-Ministerial  
Departments (NMDs)

The overall number of non-departmental public bodies, executive agencies and non-ministerial departments has remained at 295 compared to the previous year.

**Figure 1 - Number of Non Ministerial Departments, Executive Agencies, and Non Departmental Public Bodies, broken down by department**

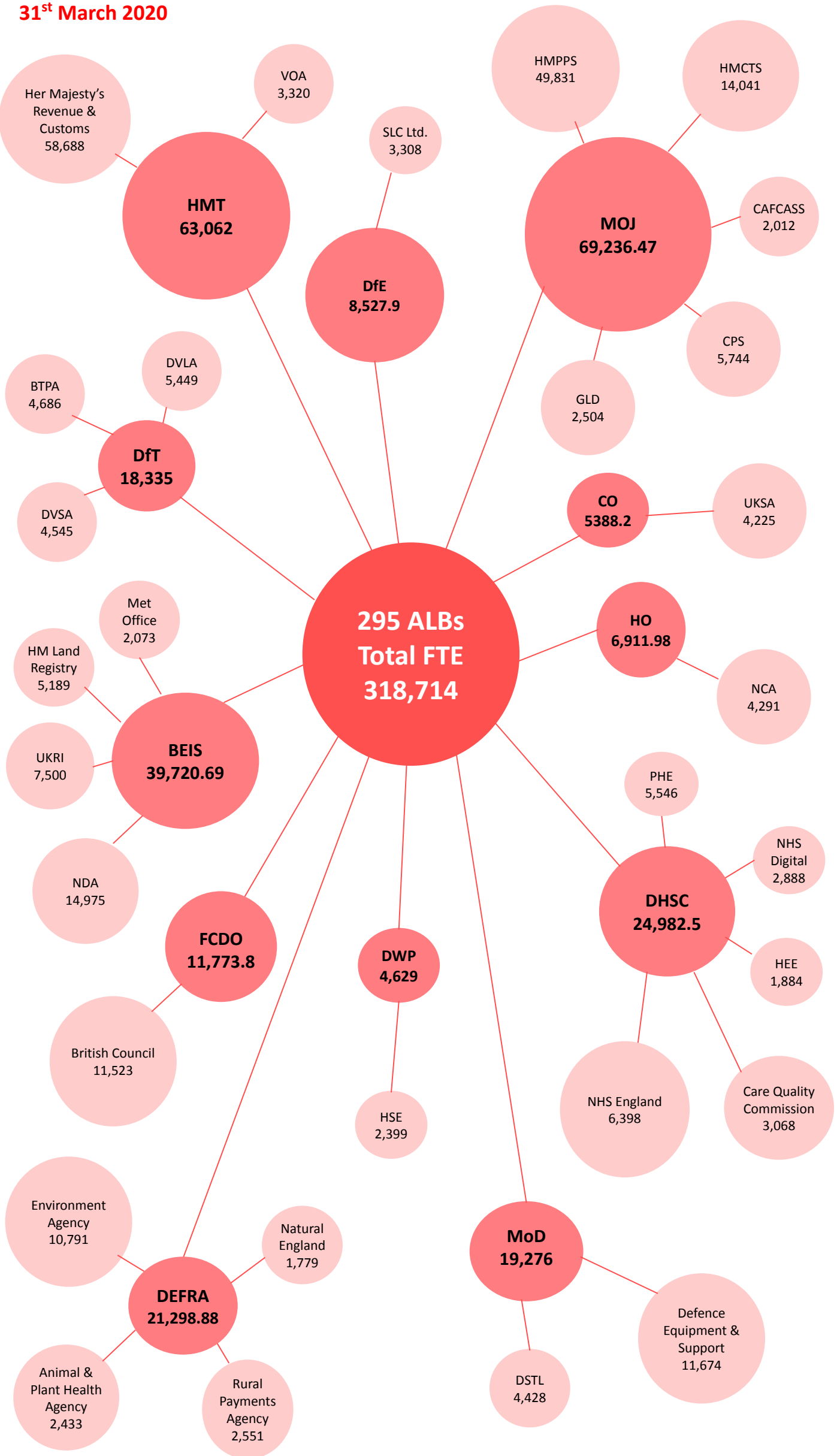


**Figure 2: ALB Landscape by Gross Resource Expenditure\* Figures – 31<sup>st</sup> March 2020**

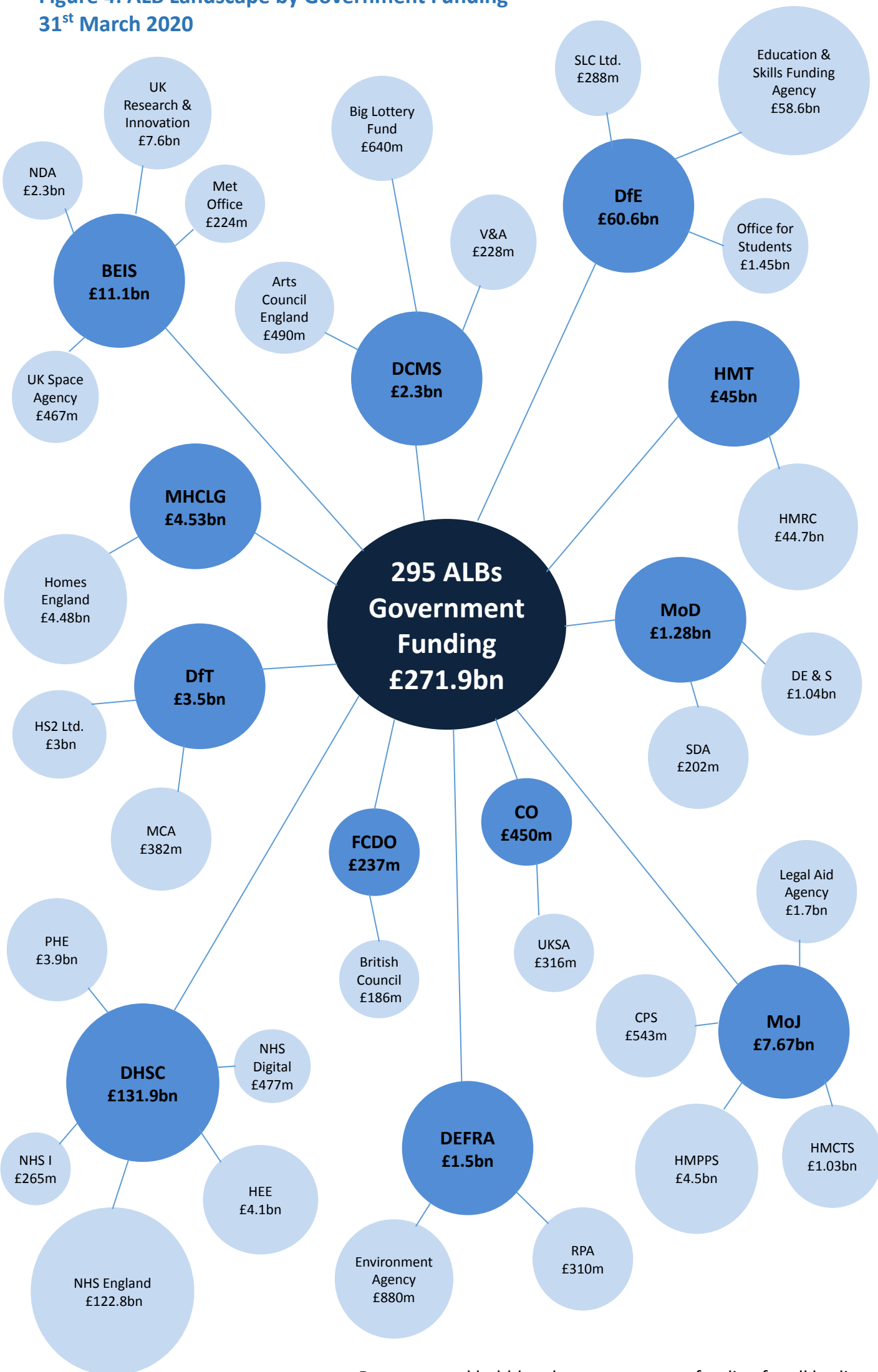


- Departmental bubbles show the resource spend for all bodies hosted by that department, including non-ministerial departments in financial year 2019-20
- \* Gross Resource Expenditure is measured using RDEL – Resource Delegated Expenditure Limit

**Figure 3: ALB Landscape by FTE numbers – 31<sup>st</sup> March 2020**



**Figure 4: ALB Landscape by Government Funding – 31<sup>st</sup> March 2020**



- Departmental bubbles show government funding for all bodies hosted by that department, including non-ministerial departments, in financial year 2019- 20.
- Government funding includes resource and capital funding
- The 30 largest government funded ALBs are shown here

## Acronyms

### **Departments**

AGO - Attorney General's Office  
CO - Cabinet Office  
BEIS - Department for Business, Energy & Industrial Strategy  
DCMS - Department for Digital, Culture, Media & Sport  
DfE - Department for Education  
DEFRA - Department for Environment, Food and Rural Affairs  
DIT - Department for International Trade  
DfT - Department for Transport  
DWP - Department for Work & Pensions  
DHSC - Department of Health & Social Care  
FCDO - Foreign, Commonwealth & Development Office  
HMT - HM Treasury  
HO - Home Office  
MoD - Ministry of Defence  
MHCLG - Ministry of Housing, Communities & Local Government  
MoJ - Ministry of Justice  
NIO - Northern Ireland Office  
SO - Office of the Secretary of State for Scotland

### **Arms Length Bodies (ALBs)**

BTPA – British Transport Police Authority  
CQC – Care Quality Commission  
CAFCASS – Children and Family Court Advisory & Support Service  
CICA – Criminal Injuries Compensation Authority  
CPS – Crown Prosecution Service  
DSTL – Defence & Science Technology Laboratory  
DVLA - Driver & Vehicle Licensing Agency  
DVSA - Driver & Vehicle Standards Agency  
DE & S – Defence Equipment & Support  
GLD – Government Legal Department  
GPA - Government Property Agency  
HSE – Health & Safety Executive  
HEE – Health Education England  
HMCTS – Her Majesty's Courts & Tribunals Service  
HMPPS – Her Majesty's Prison & Probation Service  
HMRC – Her Majesty's Revenue & Customs  
HS2 Ltd. – High Speed 2 Ltd.  
MCA – Maritime & Coastguard Agency  
NCTS – National Citizens Trust Service  
NCA – National Crime Agency  
NHS BSA – NHS Business Services Authority  
NHS I – NHS Improvement  
NDA – Nuclear Decommissioning Authority  
NS&I – National Savings & Investment  
PHE – Public Health England  
RPA – Rural Payments Agency  
SDA – Submarine Delivery Agency  
SLC Ltd. – Student Loan Company Ltd.  
UKRI – UK Research & Innovation  
UKSA – UK Statistics Authority  
VOA – Valuation Office Agency  
V&A - Victoria & Albert Museum

## Public Bodies Directory 2020: Summary data tables

**Table 1: Number of arm's-length bodies, ALB expenditure and ALB staff employed by Department**

Department	No. Bodies	Total Gross Resource Spend (£000)	Total Staff employed (FTE)
<b>Attorney General's Office</b>	<b>3</b>	<b>£921,022</b>	<b>8,816</b>
Non Ministerial Department	3	£921,022	8,816
<b>Cabinet Office</b>	<b>12</b>	<b>£716,276</b>	<b>5388.2</b>
Executive Agency	2	£371,481	933
Non Ministerial Department	1	£325,000	4,225
Non-Departmental Public Body	9	£19,795	230.2
<b>Department for Business, Energy and Industrial Strategy</b>	<b>26</b>	<b>£2,563,377</b>	<b>39,720.69</b>
Executive Agency	5	£515,721	6267
Non Ministerial Department	3	£474,424	6962.69
Non-Departmental Public Body	18	£1,573,232	26,491
<b>Department for Digital, Culture, Media and Sport</b>	<b>37</b>	<b>£1,669,628</b>	<b>14,531.74</b>
Non Ministerial Department	2	£70,325	942
Non-Departmental Public Body	35	£1,599,303	13,589.74
<b>Department for Education</b>	<b>16</b>	<b>£60,373,101</b>	<b>8,527.87</b>
Executive Agency	3	£58,594,430	1,730
Non Ministerial Department	2	£144,692	1,836.37
Non-Departmental Public Body	11	£1,633,979	4,961.5
<b>Department for Environment, Food and Rural Affairs</b>	<b>29</b>	<b>£3,642,101</b>	<b>21,298.88</b>
Executive Agency	5	£2,373,333	5982
Non Ministerial Department	2	£71,892	653.65
Non-Departmental Public Body	22	£1,196,876	14,663.23
<b>Department for Transport</b>	<b>14</b>	<b>£1,746,786</b>	<b>18,335</b>
Executive Agency	4	£1,144,833	11,299
Non Ministerial Department	1	£3	321
Non-Departmental Public Body	9	£601,950	6,715
<b>Department for Work and Pensions</b>	<b>7</b>	<b>£491,212</b>	<b>4,629</b>
Non-Departmental Public Body	7	£491,212	4,629
<b>Department of Health and Social Care</b>	<b>23</b>	<b>£134,511,932.7</b>	<b>24,982.5</b>
Executive Agency	2	£4,221,539	6,837
Non Ministerial Department	1	£135,164	1,203
Non-Departmental Public Body	20	£130,155,229.7	16,942.5
<b>Foreign, Commonwealth and Development Office</b>	<b>7</b>	<b>£1,321,463</b>	<b>11,773.8</b>
Executive Agency	1	£7,567	80.9
Non-Departmental Public Body	6	£1,313,896	11,692.9
<b>Her Majesty's Treasury</b>	<b>9</b>	<b>£4,472,737</b>	<b>63,062</b>
Executive Agency	4	£267,419	3,948
Non Ministerial Department	3	£4,201,985	59,080
Non-Departmental Public Body	2	£3,333	34

<b>Home Office</b>	<b>15</b>	<b>£761,885</b>	<b>6911.98</b>
Non Ministerial Department	1	£485,008	4,291
Non-Departmental Public Body	14	£276,877	2,620.98
<b>Ministry of Defence</b>	<b>17</b>	<b>£2,085,033</b>	<b>19,276</b>
Executive Agency	5	£2,043,437	18,963
Non-Departmental Public Body	12	£41,596	313
<b>Ministry of Housing, Communities and Local Government</b>	<b>9</b>	<b>£361,996</b>	<b>2,196.7</b>
Executive Agency	2	£53,919	783
Non-Departmental Public Body	7	£308,077	1,413.7
<b>Ministry of Justice</b>	<b>67</b>	<b>£8,275,112</b>	<b>69,236.47</b>
Executive Agency	5	£8,022,523	66,661.48
Non Ministerial Department	1	£6,133	63
Non-Departmental Public Body	61	£246,456	2,511.99
<b>Northern Ireland Office</b>	<b>3</b>	<b>£2,153</b>	<b>24</b>
Non-Departmental Public Body	3	£2,153	24
<b>Office of the Secretary of State for Scotland</b>	<b>1</b>	<b>£228</b>	<b>3.24</b>
Non-Departmental Public Body	1	£228	3.24
<b>Grand Total</b>	<b>295</b>	<b>£223,916,043</b>	<b>318,714</b>

**Table 2a Non-Ministerial Departments and relevant host departments**

<b>Non Ministerial Departments</b>	<b>Host Department</b>
Charity Commission for England and Wales	Department for Digital, Culture, Media and Sport
Competition and Markets Authority	Her Majesty's Treasury
Crown Prosecution Service	Ministry of Justice
Food Standards Agency	Department of Health and Social Care
Forestry Commission	Department for Environment, Food and Rural Affairs
Government Actuary's Department	Her Majesty's Treasury
Government Legal Department	Attorney General's Office
Her Majesty's Land Registry	Department for Business, Energy and Industrial Strategy
Her Majesty's Revenue and Customs	Her Majesty's Treasury
National Crime Agency	Home Office
National Savings and Investments (NS&I)	Her Majesty's Treasury
Office for Standards in Education, Children's Services and Skills (OFSTED)	Department for Education
Office of Gas and Electricity Markets (Ofgem)	Department for Business, Energy and Industrial Strategy
Office of Qualifications and Examinations Regulation (OFQUAL)	Department for Education
Office of Rail and Road	Department for Transport
The National Archives	Department for Digital, Culture, Media and Sport
The Water Services Regulation Authority (OFWAT)	Department for Environment, Food and Rural Affairs
Serious Fraud Office	Attorney General's Office
UK Statistics Authority	Cabinet Office
Supreme Court of the United Kingdom	Ministry of Justice



**Table 2b – ALBs hosted by Non- Ministerial Departments**

<b>Organisation</b>	<b>Classification</b>	<b>NMD Sponsor</b>	<b>Host Department</b>
Advisory Committee on Animal Feeding Stuffs	Non-Departmental Public Body	Food Standards Agency	Department of Health and Social Care
Advisory Committee on Novel Foods and Processes	Non-Departmental Public Body		
Advisory Committee on the Microbiological Safety of Food	Non-Departmental Public Body		
Committee on Mutagenicity of Chemicals in Food, Consumer Products and the Environment	Non-Departmental Public Body		
Committee on Toxicity of Chemicals in Food, Consumer Products and the Environment	Non-Departmental Public Body		
Forest Research	Executive Agency	Forestry Commission	Department for Environment, Food and Rural Affairs
Regional Advisory Committees / Forestry and Woodlands Advisory Committees (x9)	Non-Departmental Public Body		

# Explanatory notes

Public bodies encompass a wide range of organisations with ties to the public sector such as local authorities, the police and army, and government bodies. **This directory only contains information on central government arm's length bodies (ALBs) - a specific category of public body that is administratively classified by the Cabinet Office. ALBs are executive agencies, non-departmental public bodies, and non-ministerial departments.**<sup>1</sup>

**Executive agencies (EAs)** are clearly designated (and financially viable) business units within departments and are responsible for undertaking the executive functions of that department, as distinct from giving policy advice.

**Non-departmental public bodies (NDPBs)** have a role in the process of national government but are not part of a government department. They operate at arm's length from ministers, though a minister will be responsible to Parliament for the administration and performance of the NDPBs in their departments.

**Non-ministerial departments (NMDs)** operate similarly to normal government departments in the functions they perform (though they are usually more specialised and not as wide-ranging in the policy areas they cover). They generally cover matters for which direct political oversight is judged unnecessary or inappropriate.

## Cost data

### Source of cost data

Departmental budgets are split into various control totals, as agreed by the Treasury. The total amount that the government spends is also known as Total Managed Expenditure (TME). This is split up into:

- departmental budgets – the amount that government departments have been allocated to spend; this is known as the Departmental Expenditure Limit, or DEL
- money spent in areas outside budgetary control – this is all spending that is not controlled by a government department and is often demand-driven such as welfare, pensions and debt interest payments – this is known as Annually Managed Expenditure, or AME
- DEL and AME can have both capital (new investment or improvement or creation of an asset, such as an IT platform) and resource (current expenditure for day to day resources and administration costs, such as pay or procurement) elements.

---

<sup>1</sup> For a full list of entities, including those beyond the scope of this directory, that are consolidated into the Whole of Government Accounts please see here: <https://www.gov.uk/government/collections/whole-of-government-accounts>

Read more on how to understand public sector spending here: <https://www.gov.uk/government/publications/how-to-understand-public-sector-spending>

Last year we worked with departments to provide data relating to the following measures: Government Funding, Income, Resource Departmental Expenditure Limits (RDEL), Capital Departmental Expenditure Limits (CDEL) and Resource Annually Managed Expenditure (RAME). The same has been done this year.

### **Cost Data Methodology**

In order for comparisons between data to be transparent, we requested gross totals for RDEL, CDEL and RAME, as well as income totals as part of the finance commission. By asking for total income and government funding, we were able to distinguish between those funds that came in from HM Government, including budget, drawdowns and grants as appropriate for the specific ALB, and other income generated by the ALB through revenues or levies. Because these splits are not readily available through annual reports and accounts, we asked departments to complete this data themselves.

### **Technical definitions for cost data fields**

The information published reflects each body's position at 31 March 2020 and matches the outturn figures for 2019/20 Financial Year. Departments were asked to provide gross figures for each element and to exclude any non-cash items, such as depreciation or provisions. Given that the publication of Public Bodies 2020 forms part of the Government's transparency agenda, the rationale here was to obtain the clearest picture of how much departments had actually received and spent during the year.

Where departments included non-cash items in their returns, for example movements in provisions, this was identified and removed. In instances where this has occurred, it is noted in the published excel tables which contain all financial data online.

### **Part ii – All other data fields**

The main directory has been compiled by collecting data from government departments concerning the public bodies they sponsor and, in the case of NMDs, their own activities.

### **Technical definitions for all other data fields**

The information is correct as of 31 March 2020.

**Name:** name of the ALB.

**Department:** name of the sponsoring department.

**Classification:** whether the body is an Executive Agency (EA), Non-Departmental Public Body (NDPB) or Non-Ministerial Department (NMD).

**Regulatory Function:** indicates where the body performs a regulatory function, which is usually defined by the Government as “exerting powers over, or imposing burdens on, other organisations or individuals; by means of inspection, licensing, referral to another decision-maker (particularly with binding advice), accreditation or enforcement”.

**Description/Terms of Reference:** a short description of the purpose of the body.

**Date Established:** the date the body was established.

**Notes:** other important information or to clarify other information fields.

**Email and website:** preferred contact and website details for the body.

**Senior Responsible Officer:** the name and job title of the person in the role (in the parent department). Some departments do not use the term “Senior Responsible Officer”, but have provided a name of an individual in the parent department in a similar role.

**Chair:** the name of the current chair.

**Chair: Ministerial or Non-ministerial Appointment?** Confirmation of how the Chair is appointed.

**Is the Chair remunerated?** Confirmation of whether the Chair is remunerated or not.

**Chair’s remuneration:** actual remuneration for financial year 2019/20 (excluding performance related pay and pension benefits) and is a numerical entry. This figure is either an exact figure (rounded to the nearest pound) or within a £5,000 range. An entry of zero denotes that the post is unpaid or that the chair does not claim the remuneration to which they are entitled.

**Remuneration received per day, week, month, or year?** Confirmation of the period covered by the Chair’s remuneration.

**Public meetings:** indicates whether any of the body’s meetings are open to the public (it does not necessarily relate to public access to the body’s board meetings).

**Public minutes:** indicates whether minutes or summary reports of board meetings and other meetings are published. Where minutes are available only on request it should read ‘no’, but an explanatory note should be included.

**Register of interests:** indicates whether a register of interests for board members is maintained.

**Ombudsman:** the ombudsman, if any, within whose remit the body falls. The most common entry in the directory is ‘PHSO’ indicating the Parliamentary and Health Service

Ombudsman, which combines the two statutory roles of Parliamentary Commissioner for Administration (the Parliamentary Ombudsman) and Health Service Commissioner for England (Health Service Ombudsman).

**Last review:** the year in which the body was last reviewed.

**Staff employed:** the full-time equivalent (FTE) number of employees (to the nearest whole number) as at 31 March 2020. Please note that:

- This does not include staff of the parent department providing a secretariat for bodies with an executive function but does include civil servants temporarily seconded into the body itself, and paid for by the body's funds, and
- For NDPBs with advisory functions, which generally do not employ their own staff, the figure shown is the number of secretariat staff supplied by the parent department, where identifiable.
- Previous versions of the Public Bodies Directory were less clear in the data request for FTEs. This means that some departments over and under-reported FTEs for particular bodies, by including staff employed across subsidiary companies. This may explain discrepancies between this year's and last year's data.